Schlumberger

DUAL INDUCTION LOG 2" & 5"

CSU Field Log

COMPANY: FLORIDA EXPLORATION CO.

WELL: ~~HARRIS 1-4~~
Well 01-04

FIELD: WILDCAT
COUNTY: DOUGLAS
STATE: OREGON
NATION: USA
LOCATION: 445 W & 140 S FR NE COR
SEC: 4 TWP: 21S RGE: 6W

PERMANENT DATUM: GL
ELEV. OF PERM. DATUM: 776.0'
LOG MEASURED FROM: KB
22.0' ABOVE PERM. DATUM
DRLG. MEASURED FROM: KB

ELEVATIONS-
KB: 798.0'
DF:
GL: 776.0'

DATE: 25 MAY 82
RUN NO: 1

DEPTH-DRILLER: 3002.0'
DEPTH-LOGGER: 3000.0'
BTM. LOG INTERVAL: 2994.0'
TOP LOG INTERVAL: 992.0'

CASING-DRILLER: 990'
CASING-LOGGER: 992'
CASING: 13.875

BIT SIZE: 12.25

OTHER SERVICES-
BHC
HDT
FDC-CNL-GR
RFT
CST

API SERIAL NO: 36-019-000

PROGRAM TAPE NO: 20.2
SERVICE ORDER NO: 205959

TYPE FLUID IN HOLE: LIGNOSULFONATE
DENSITY: 16.0 LB/G
VISCOSITY: 42.0 S
PH: 10.5
FLUID LOSS: 5.6 C3
SOURCE OF SAMPLE: FLOWLINE
RM: 0.633 OHMM AT 106. DF
RMF: 0.466 OHMM AT 67.0 DF
RMC: 2.100 OHMM AT 69.0 DF
SOURCE RMF/RMC: MEASURED/MEASURED
RM AT BHT: 0.533 OHM AT 127. DF
RMF AT BHT: 0.257 OHM AT 127. DF
RMC AT BHT: 1.191 OHM AT 127. DF

TIME LOGGER ON BTM.:	1300
MAX. REC. TEMP:	127.0 DF
LOGGING UNIT NO:	8128
LOGGING UNIT LOC:	SACRAMENTO
RECORDED BY:	MAYER
WITNESSED BY:	HOHLT/NEWTON

REMARKS:

CHLORIDES OF 7200 PPM WERE PRESENT IN THE MUD TODAY, YESTERDAY'S READING WAS 18,000 PPM. THE ILD IS READING A FRESHER PORTION OF THE FORMATION THAN THE ILM AND SFL.

EQUIPMENT NUMBERS-

IS 1181 IC 1149 IEM 304

ALL INTERPRETATIONS ARE OPINIONS BASED ON INFERENCES FROM ELECTRICAL OR OTHER MEASUREMENTS AND WE CANNOT, AND DO NOT GUARANTEE THE ACCURACY OR CORRECTNESS OF ANY INTERPRETATIONS, AND WE SHALL NOT, EXCEPT IN THE CASE OF GROSS OR WILLFUL NEGLIGENCE ON OUR PART, BE LIABLE OR RESPONSIBLE FOR ANY LOSS, COSTS, DAMAGES OR EXPENSES INCURRED OR SUSTAINED BY ANYONE RESULTING FROM ANY INTERPRETATION MADE BY ANY OF OUR OFFICERS, AGENTS OR EMPLOYEES. THESE INTERPRETATIONS ARE ALSO SUBJECT TO OUR GENERAL TERMS AND CONDITIONS AS SET OUT IN OUR CURRENT PRICE SCHEDULE.

FILE

103

Curve	Left	Right
ILD (OHMM)	0.0	30.00
SFLA(OHMM)	0.0	6.000
SFLA(OHMM)	0.0	30.00
SP (MV)	-100.0	0.0
CILD(MMHO)	500.0	0.0

FILE

10

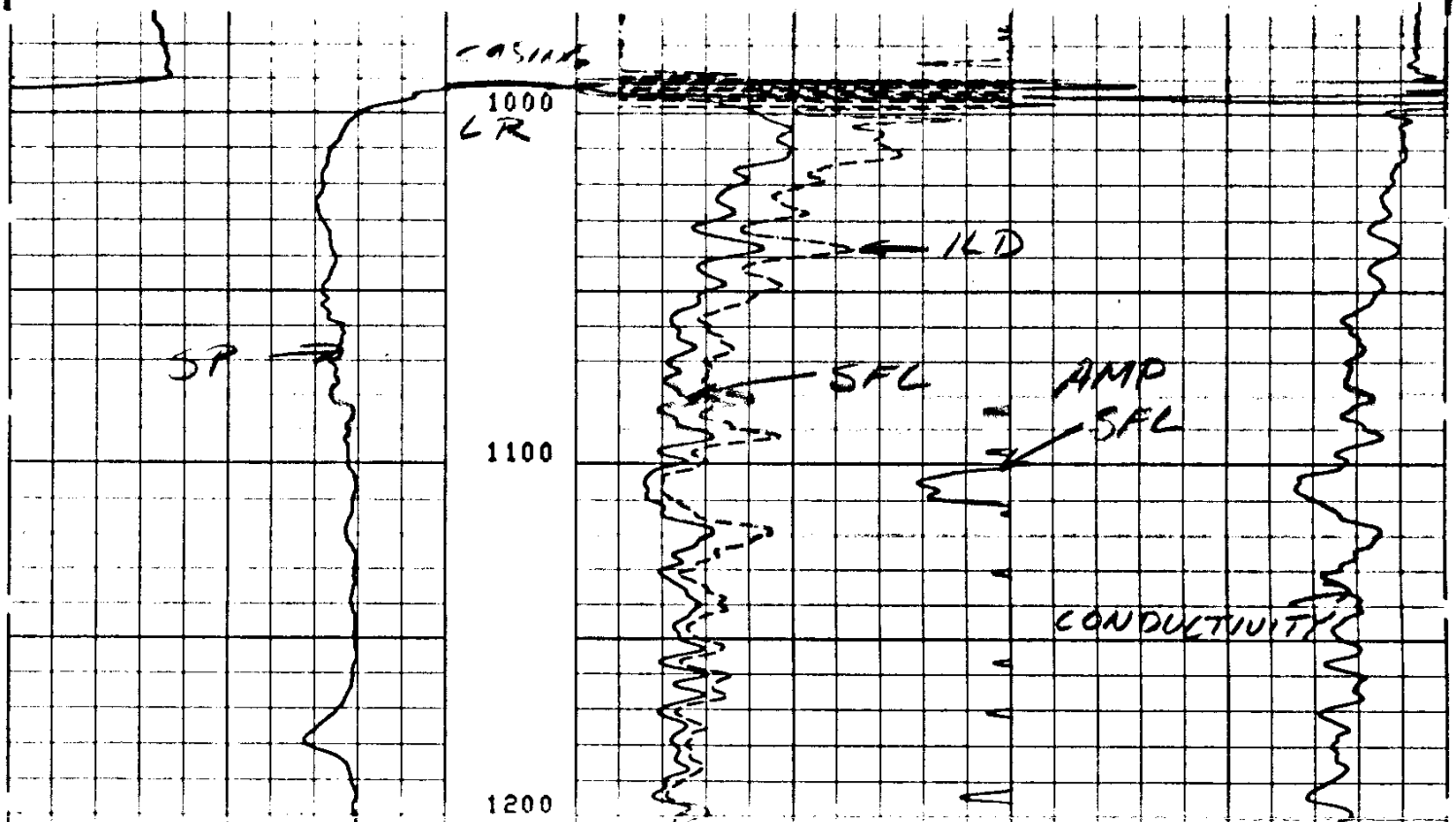

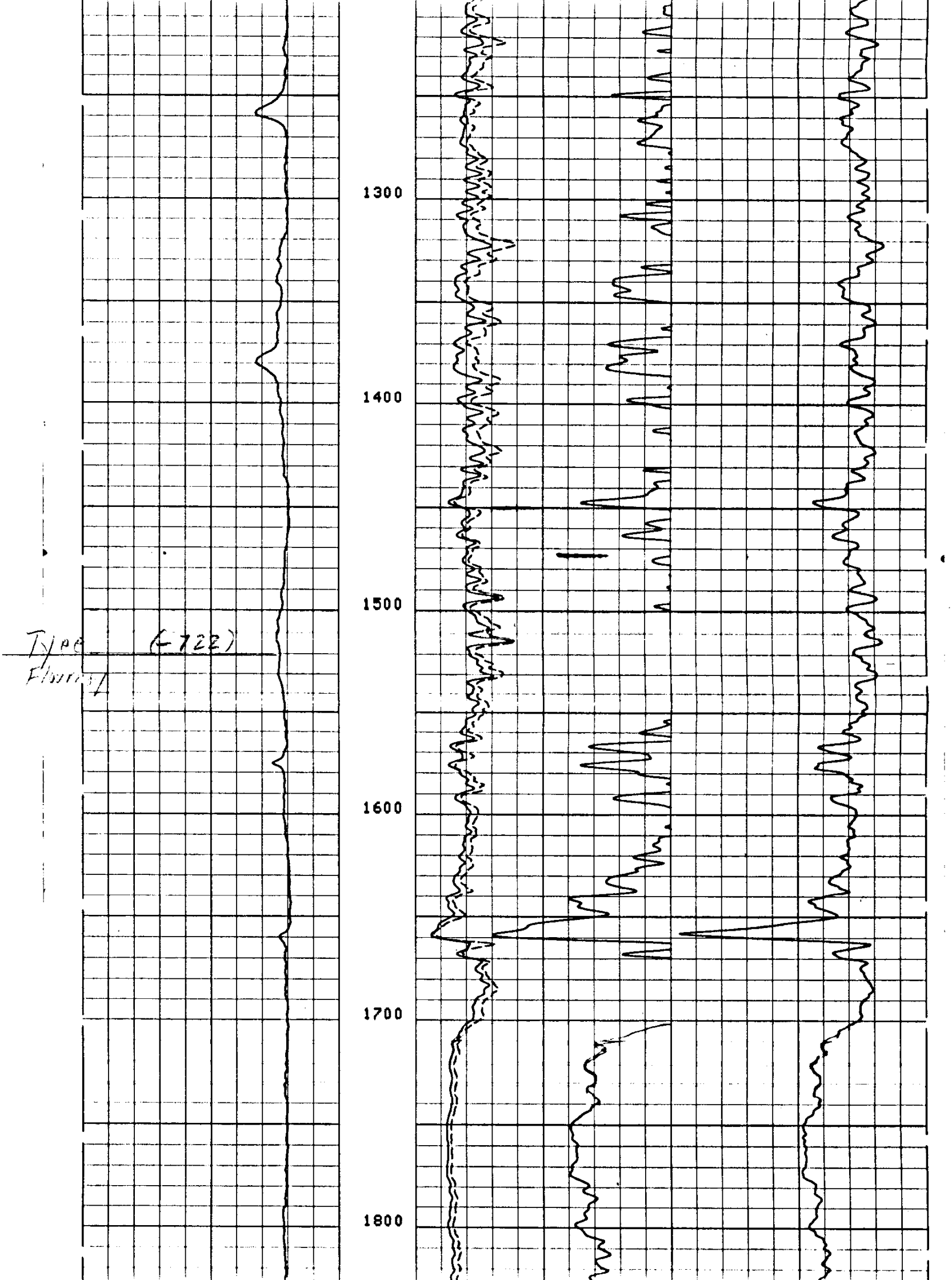

Type (-722)
Flowrs

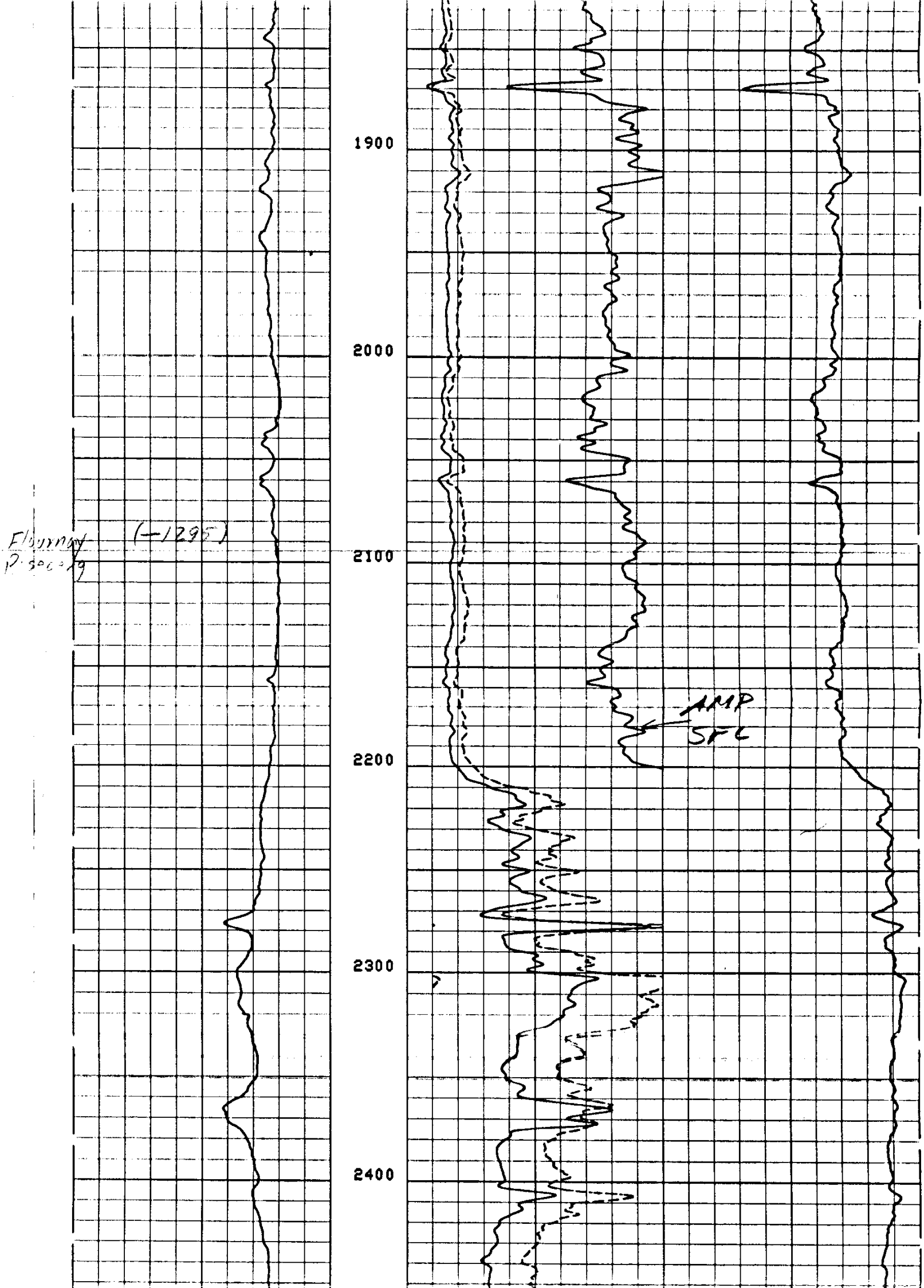

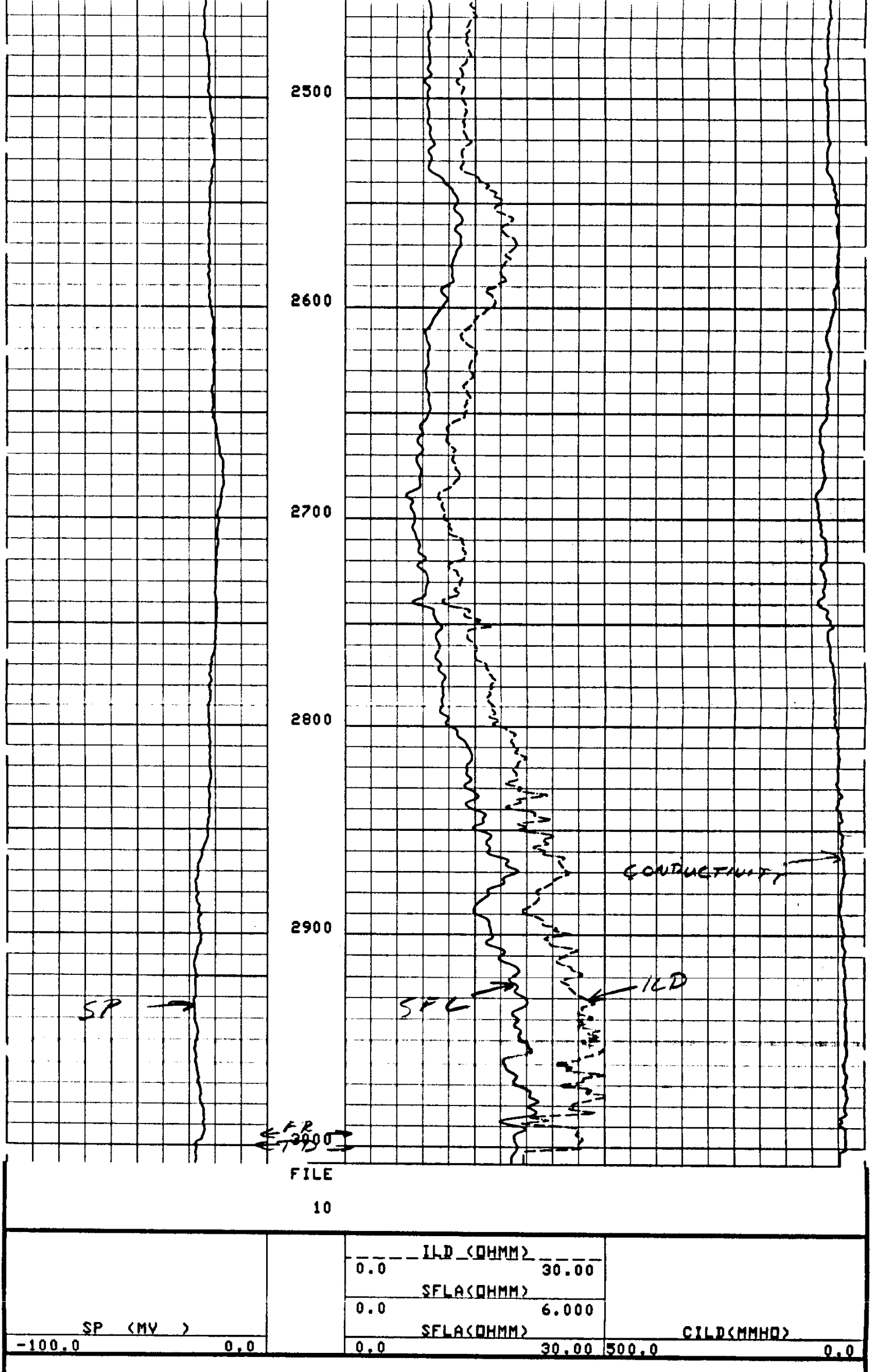

SENSOR MEASURE POINT TO TENSION REFERENCE POINT

AMPL	41.4	FEET	DT	38.9	FEET
SRAT	38.9	FEET	CBL	41.4	FEET
CALI	29.3	FEET	TT	41.4	FEET
SFL	3.9	FEET	ILD	6.9	FEET
SP	.0	FEET	ILM	3.3	FEET
TENS	.0	FEET	SPAR	.0	FEET
NOIS	33.2	FEET			

PARAMETERS

NAME	VALUE	UNIT	NAME	VALUE	UNIT
CDTS	100.0		BS	12.25	IN
DTF	189.0	US/F	DTM	55.60	US/F
SBR	1.000	OHMM	DSEC	6.600	MMHO
FPHI	SPHI		MSEC	0.3000	MMHO
DO	0.0		BHS	OPEN	

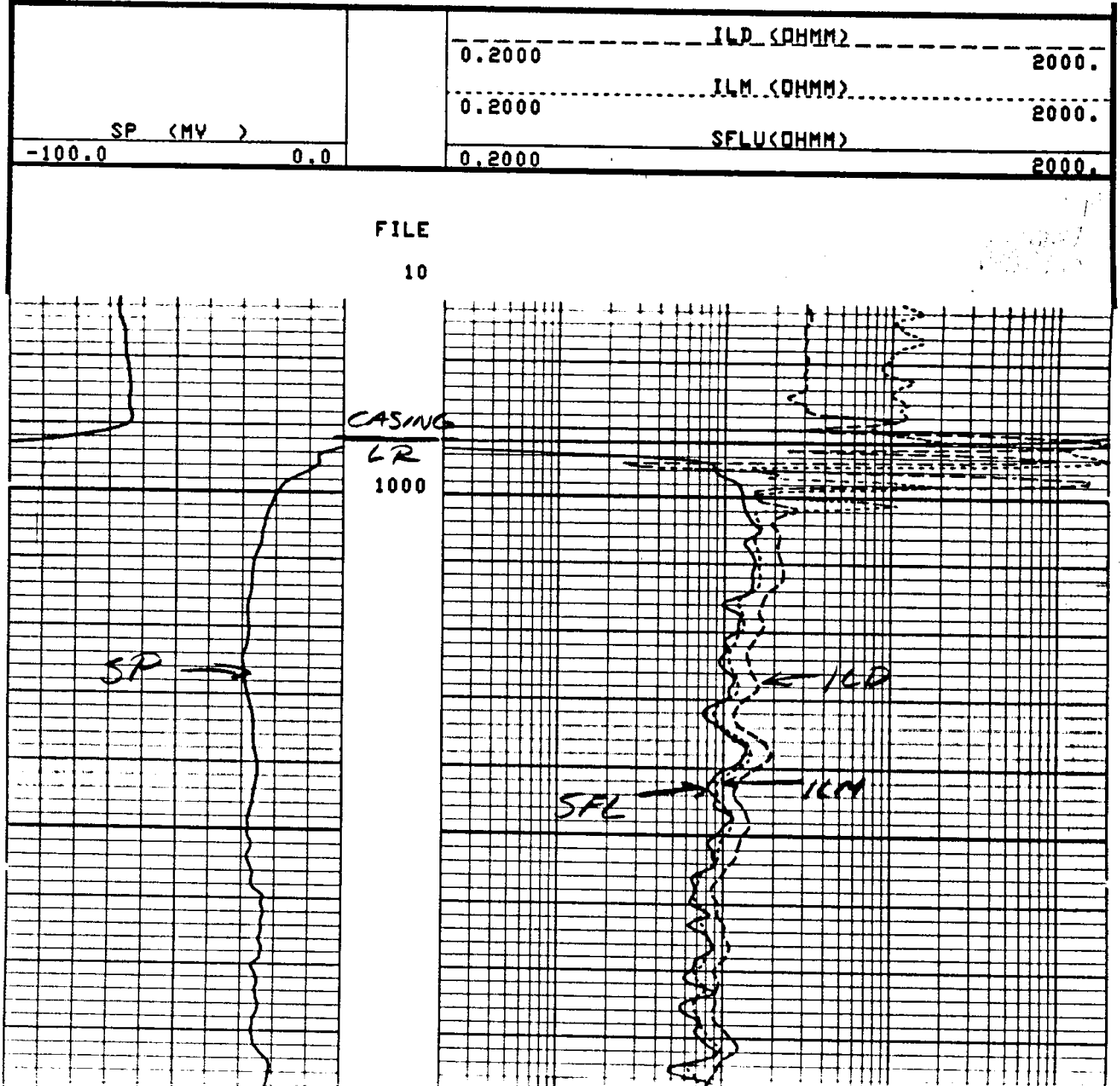

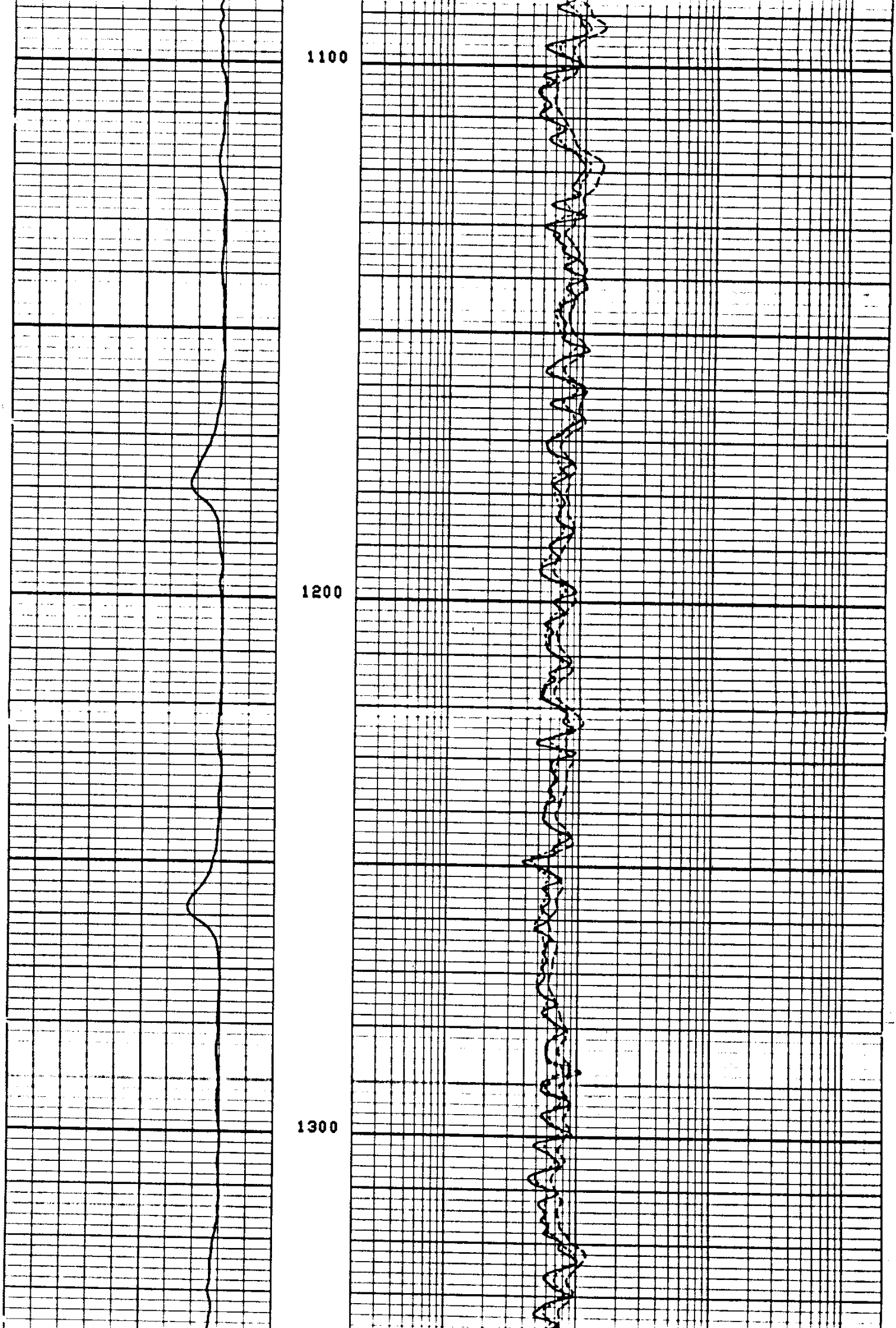

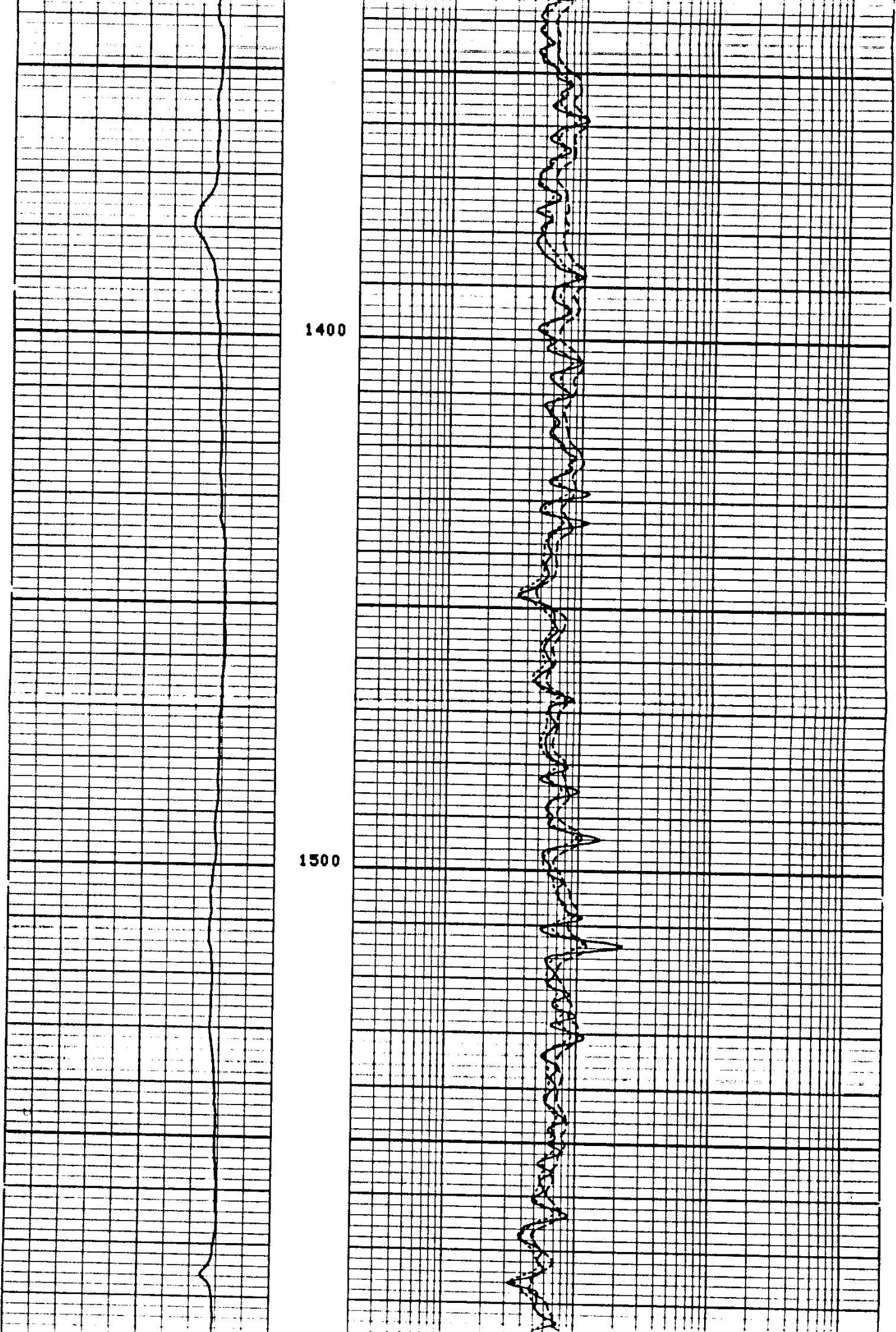

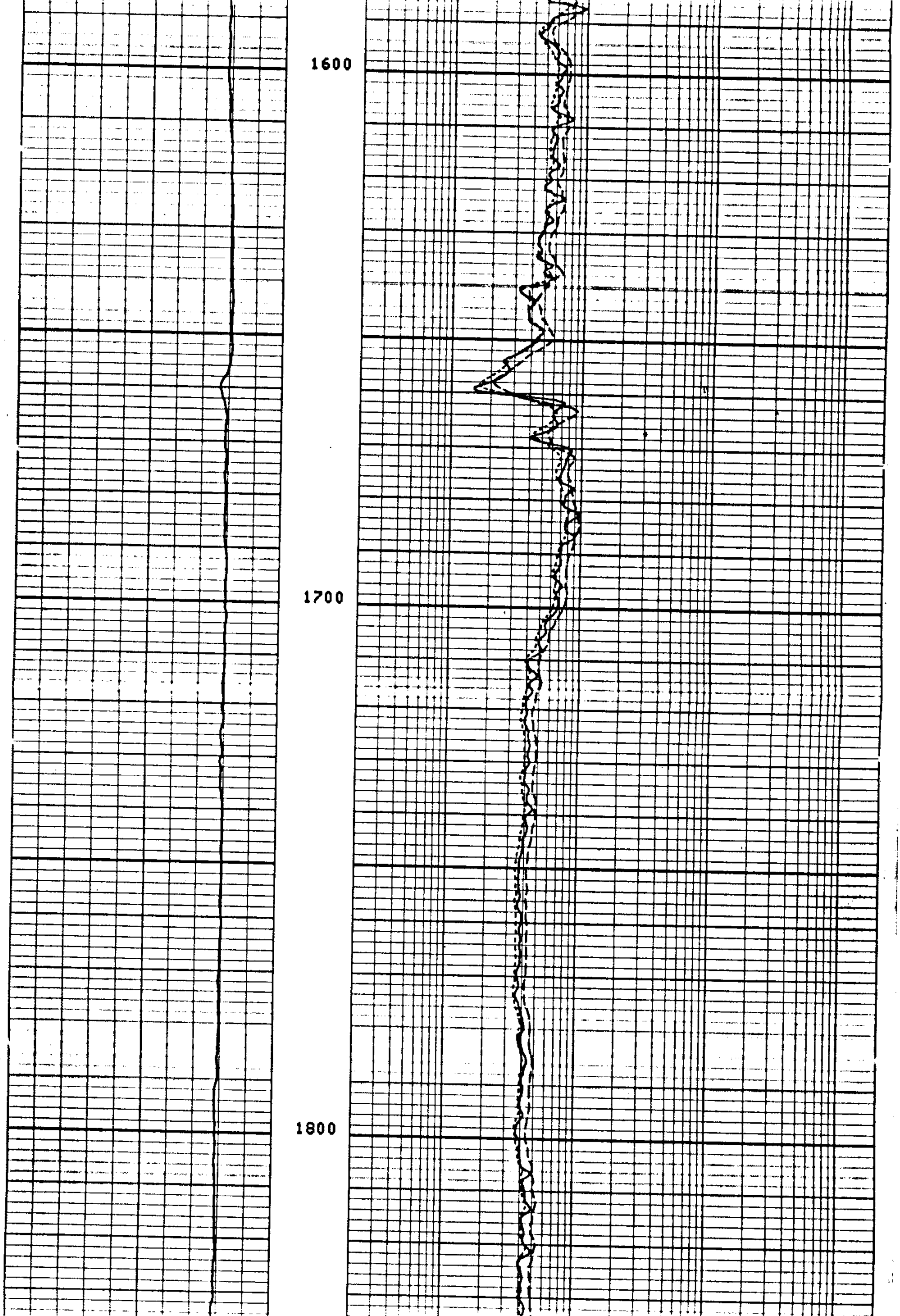

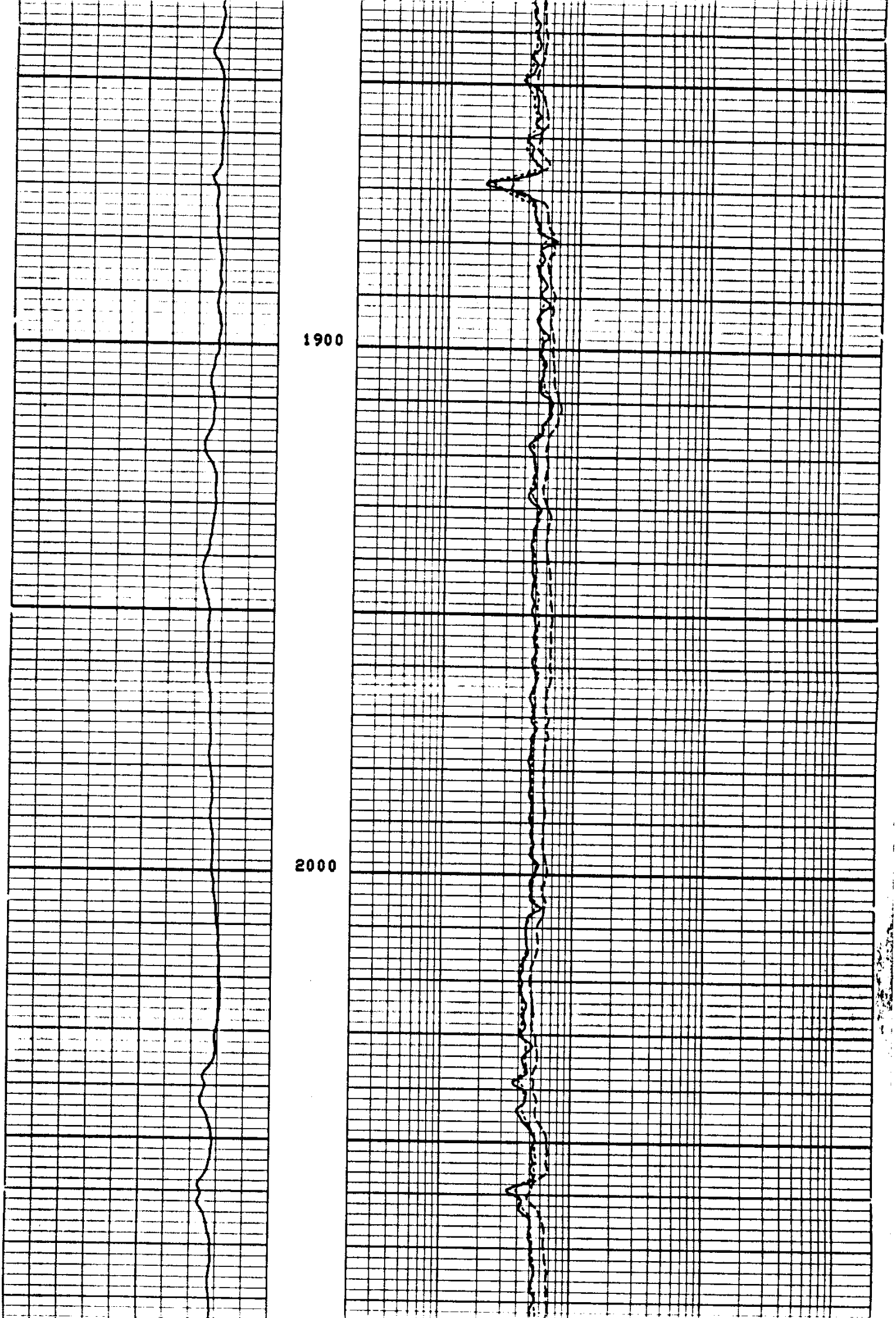

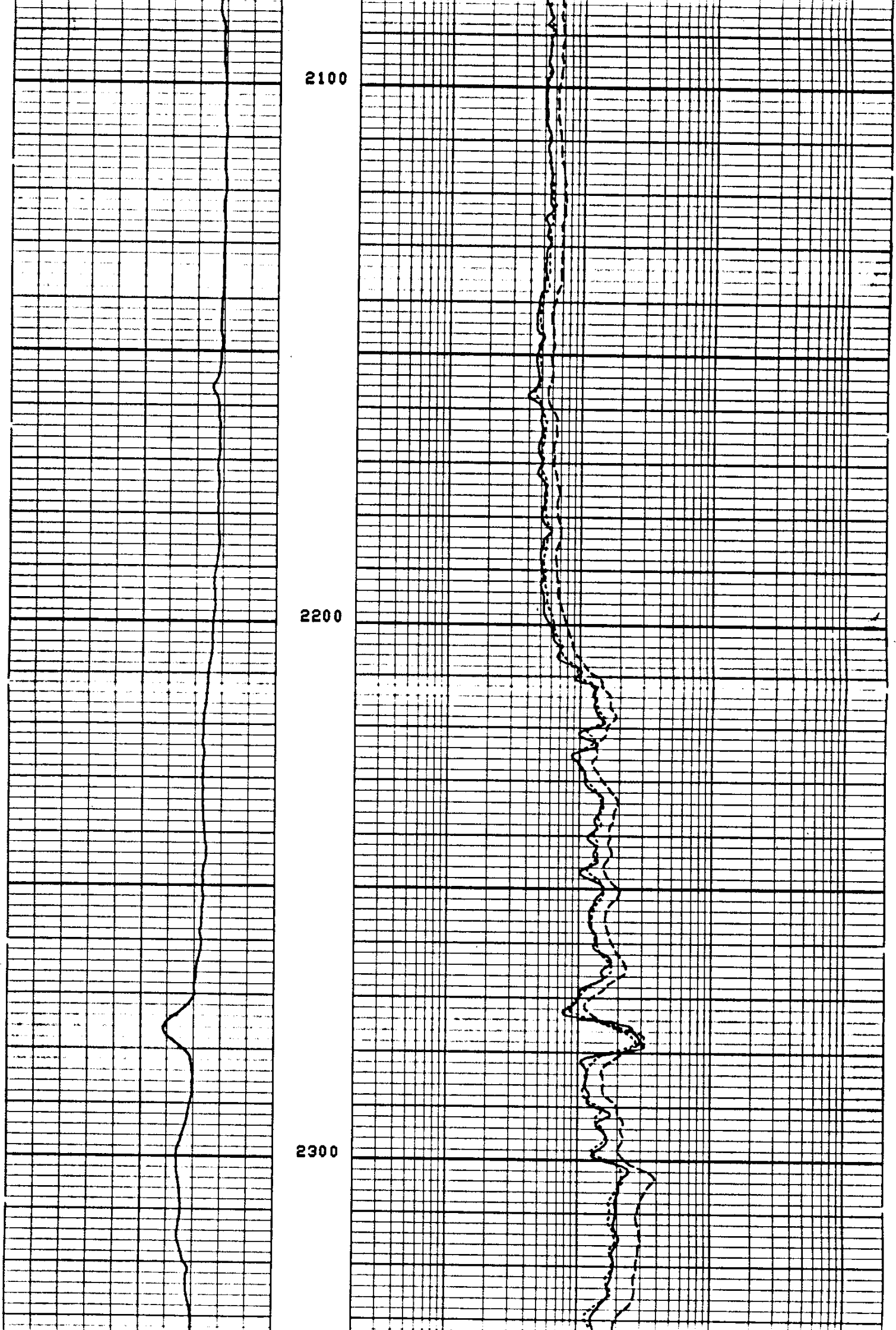

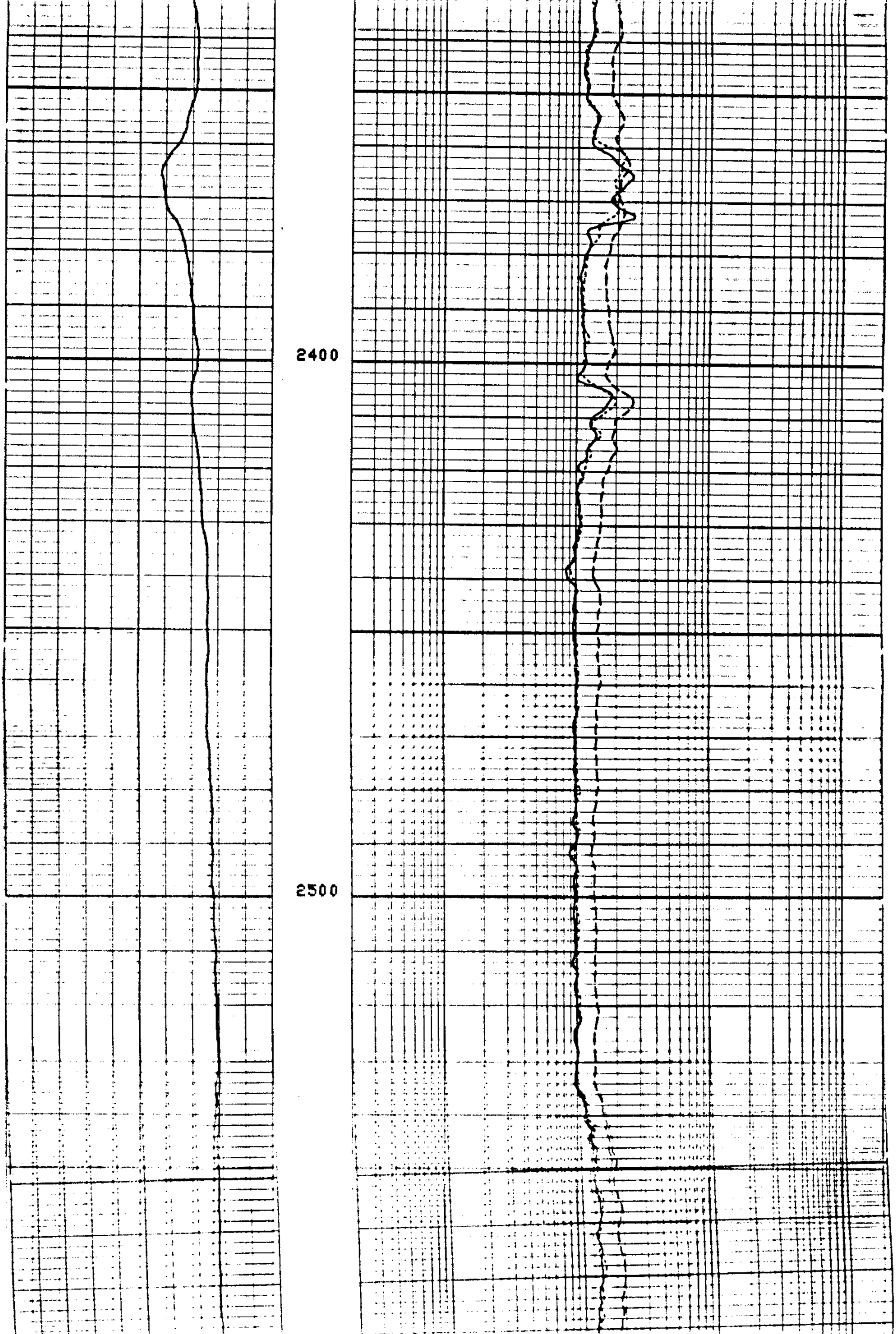

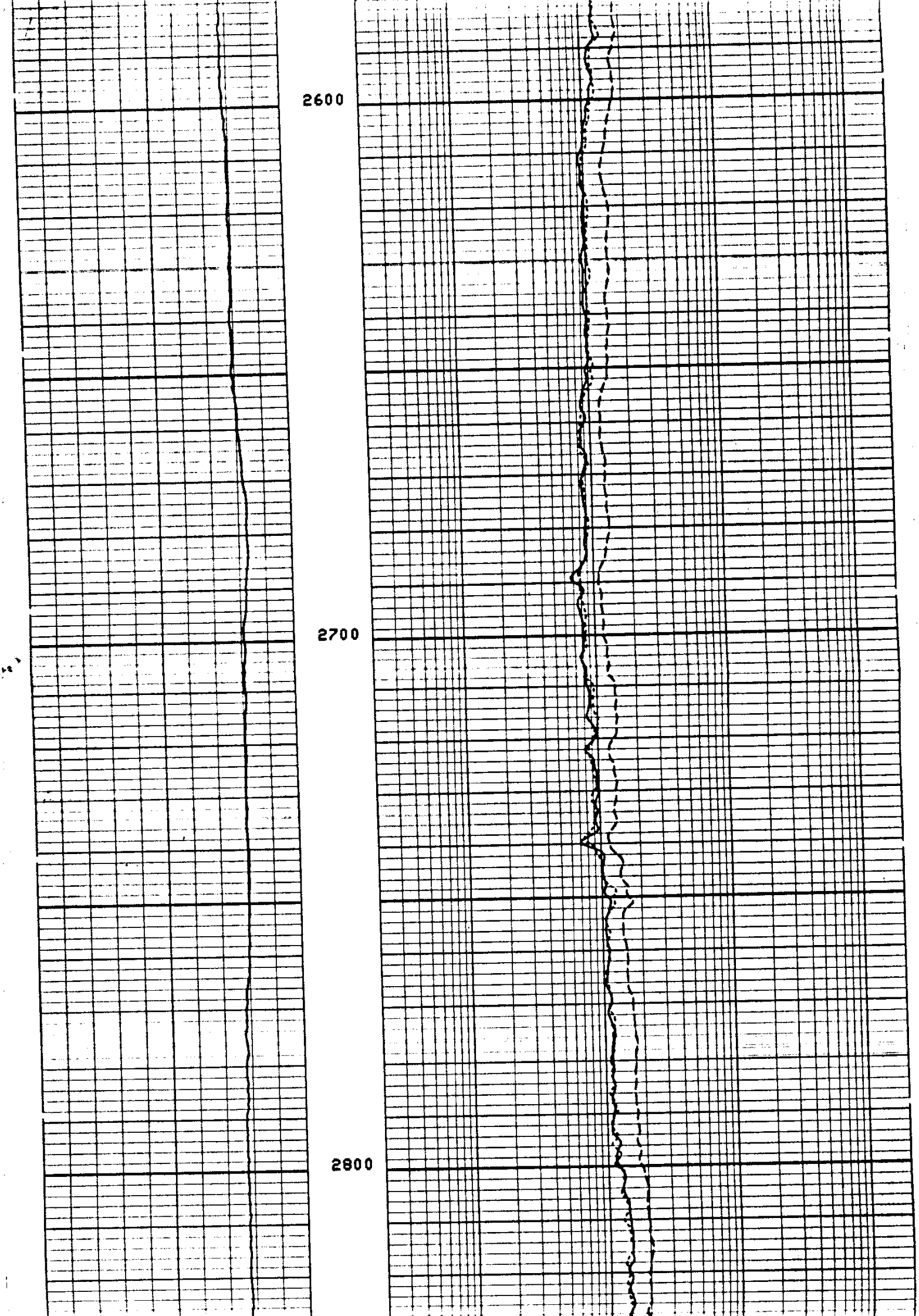

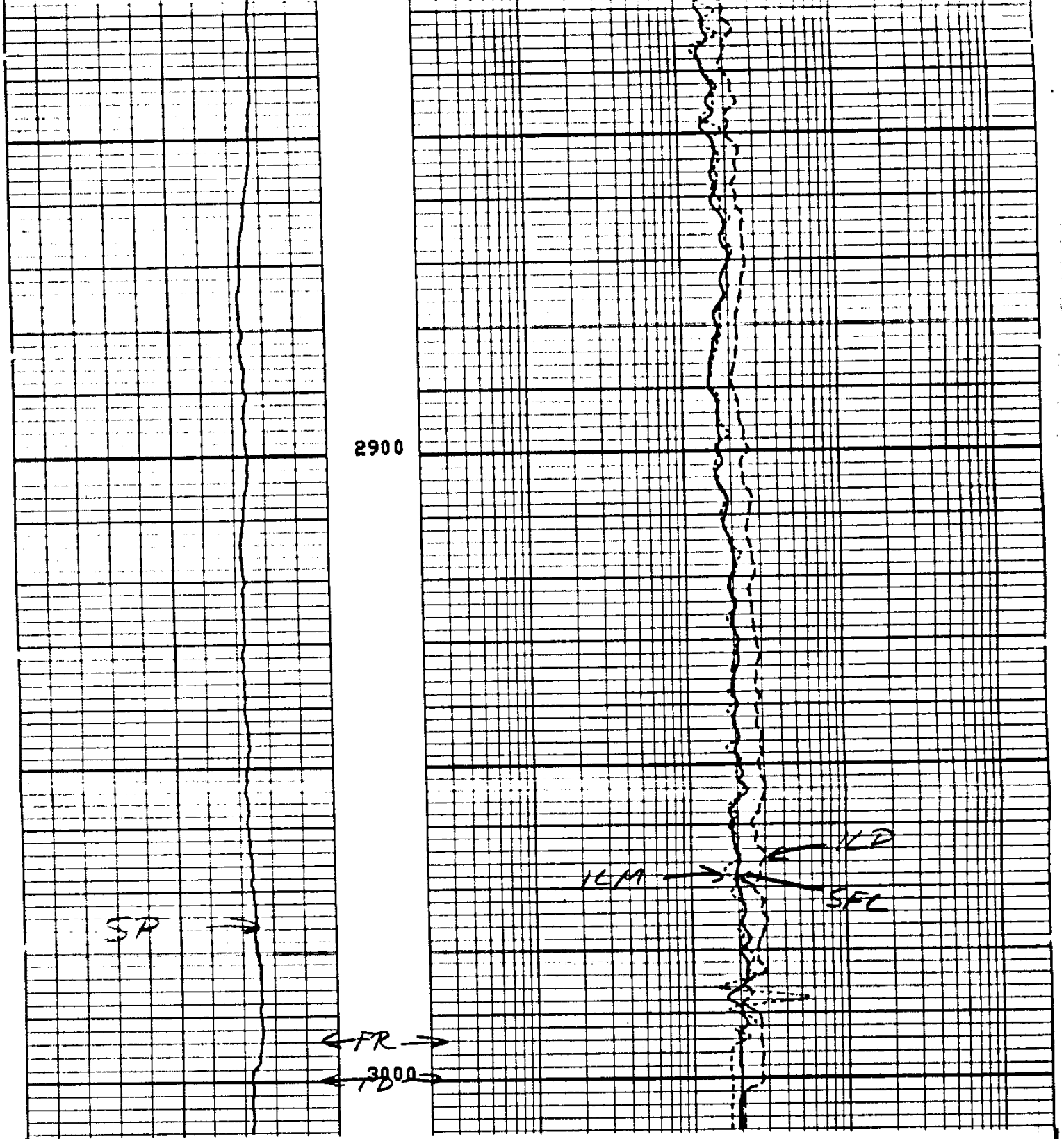

FILE

10

ILD (OHMM)
0.2000 2000.

ILM (OHMM)
0.2000 2000.

SP (MV)
-100.0 0.0

SFLU(OHMM)
0.2000 2000.

SENSOR MEASURE POINT TO TENSION REFERENCE POINT

AMPL	41.4	FEET	DT	38.9	FEET
SRAT	38.9	FEET	CBL	41.4	FEET
CALI	29.3	FEET	TT	41.4	FEET
SFL	3.9	FEET	ILD	6.9	FEET
SP	.0	FEET	ILM	3.3	FEET
TENS	.0	FEET	SPAR	.0	FEET
NOIS	33.2	FEET			

PARAMETERS

NAME	VALUE	UNIT	NAME	VALUE	UNIT
CDTS	100.0		BS	12.25	IN
DTF	189.0	US/F	DTM	55.60	US/F
SBR	1.000	OHMM	DSEC	6.600	MMHO
FPHI	SPHI		MSEC	0.3000	MMHO
DO	0.0		BHS	OPEN	

↓ REPEAT SECTION ↓

SP (MV)		ILD (OHMM) / ILM (OHMM) / SFLU(OHMM)
-100.0 0.0		ILD (OHMM): 0.2000 – 2000. ILM (OHMM): 0.2000 – 2000. SFLU(OHMM): 0.2000 – 2000.

FILE

9

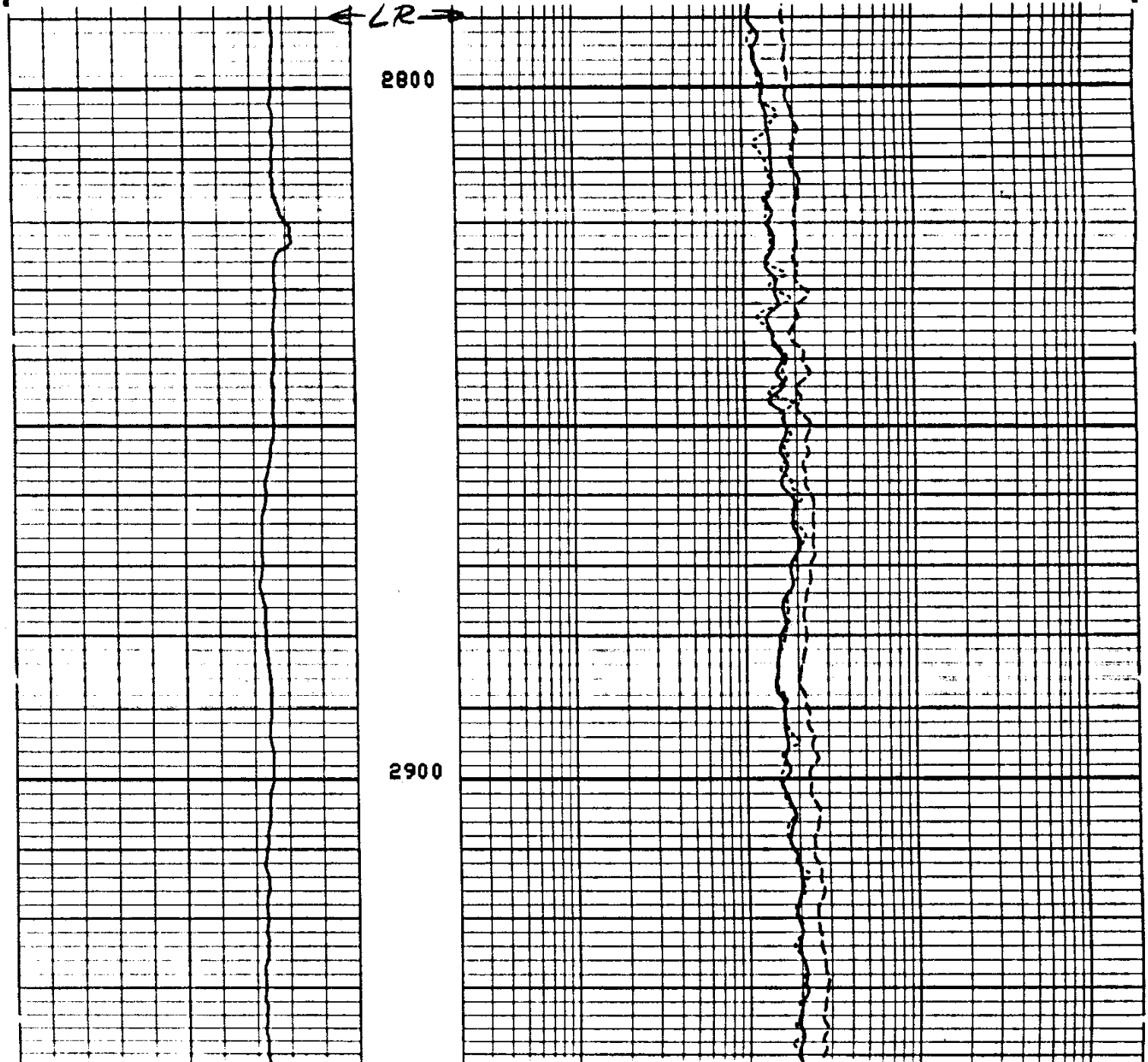

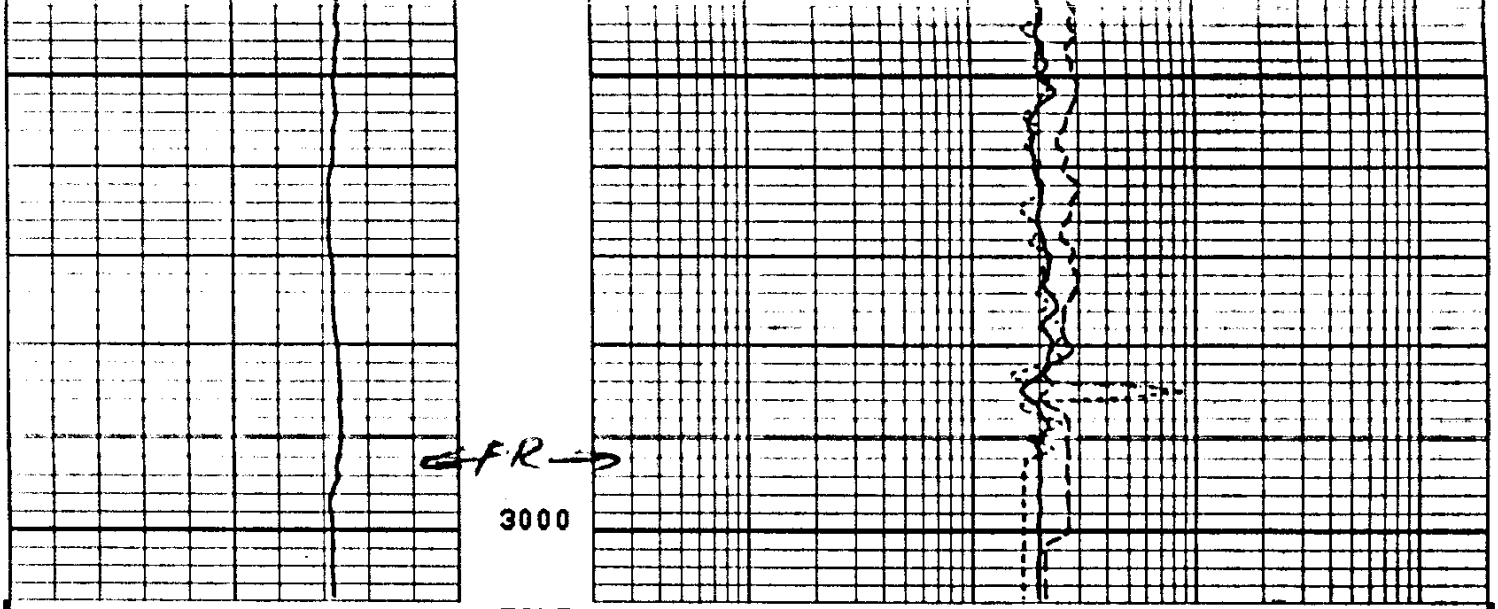

FILE

9

SP (MV)
-100.0 0.0

ILD (OHMM)
0.2000 2000.

ILM (OHMM)
0.2000 2000.

SFLU(OHMM)
0.2000 2000.

SENSOR MEASURE POINT TO TENSION REFERENCE POINT

AMPL	41.4	FEET	DT	38.9	FEET
SRAT	38.9	FEET	CBL	41.4	FEET
CALI	29.3	FEET	TT	41.4	FEET
SFL	3.9	FEET	ILD	6.9	FEET
SP	.0	FEET	ILM	3.3	FEET
TENS	.0	FEET	SPAR	.0	FEET
NOIS	33.2	FEET			

PARAMETERS

NAME	VALUE	UNIT	NAME	VALUE	UNIT
CDTS	100.0		BS	12.25	IN
DTF	189.0	US/F	DTM	55.60	US/F
SBR	1.000	OHMM	DSEC	6.600	MMHO
FPHI	SPHI		MSEC	0.3000	MMHO
DO	0.0		BHS	OPEN	

BEFORE SURVEY CALIBRATION SUMMARY

PERFORMED: 82/05/25
PROGRAM FILE: ISN (VERSION 20.2 81/ 1/30)

DITD ELECTRONICS CALIBRATION SUMMARY

	MEASURED		CALIBRATED		
	ZERO	PLUS	ZERO	PLUS	UNITS
ILD	1.0	531.2	0.0	499.8	MMHO
ILM	-0.1	508.1	0.0	495.2	MMHO
SFL	-0.5	505.0	0.0	500.0	MMHO

ILD SONDE ERROR CORRECTION : 6.6 MMHO
ILM SONDE ERROR CORRECTION : 0.3 MMHO

MCDB CALIPER CALIBRATION SUMMARY

```
              MEASURED                          CALIBRATED
           SMALL   LARGE                    SMALL      LARGE          UNITS
   CALI     7.6     11.6                     8.0        12.0            IN
                       FILE

                         8

                 AFTER SURVEY TOOL CHECK SUMMARY


   PERFORMED:     82/05/25
   PROGRAM FILE: ISN    (VERSION     20.2     81/ 1/30)


 DITD                     TOOL  CHECK

                     ZERO                              PLUS
            BEFORE          AFTER            BEFORE        AFTER      UNITS
    ILD       0.0            -0.1             499.8         494.5      MMHO
    ILM       0.0            -0.0             495.2         492.5      MMHO
    SFL       0.0            -0.2             500.0         494.0      MMHO

 ILD   SONDE ERROR CORRECTION :          6.6    MMHO
 ILM   SONDE ERROR CORRECTION :          0.3    MMHO
                       FILE

                        12


                SHOP SUMMARY
 DIFM                 ELECTRONICS CALIBRATION SUMMARY

                TEST LOOP CALIBRATION              TOOL CHECK
             MEASURED           CALIBRATED          CALIBRATED
           ZERO      PLUS      ZERO        PLUS      ZERO        PLUS    UNITS
    ILD    -4.9      527.7      0.0        500.0      0.0        500.0   MMHO
    ILM    -0.9      521.6      0.0        500.0      0.0        495.5   MMHO
 ILD  SONDE ERROR CORRECTION :          6.6    MMHO
 ILM  SONDE ERROR CORRECTION :          0.3    MMHO

                    (IS:1181 , IC:1149 )
```