Scanned

Schlumberger

SHDT RAW DATA

CSU Field Log

COMPANY:	AMOCO PRODUCTION CO.
WELL:	AMOCO-WEYERHAEUSER #F-1
FIELD:	WILDCAT
COUNTY:	COOS
STATE:	OREGON
LOCATION:	1673' FNL & 1906' FEL

SEC: 10 TWP: 25S RGE: 10W

PERMANENT DATUM:	GL
ELEV. OF PERM. DATUM:	880.0 F
LOG MEASURED FROM:	KB
11.0 F	ABOVE PERM. DATUM
DRLG. MEASURED FROM:	KB

ELEVATIONS-

KB:	891.0 F
DF:	
GL:	880.0 F

OTHER SERVICES-
DLL/MSFL
BHC
FDC/CNL/GR
WST
CST

PROGRAM TAPE NO:
26.2B
SERVICE ORDER NO:
432195

DATE:	4 SEP 85
RUN NO:	1
DEPTH-DRILLER:	4401.0 F
DEPTH-LOGGER:	4397.0 F
BTM. LOG INTERVAL:	4396.0 F
TOP LOG INTERVAL:	510.0 F
CASING-DRILLER:	511 F
CASING-LOGGER:	510 F
CASING:	9 5/8
BIT SIZE:	8 3/4
DEPTH:	4401 F

RECEIVED - PTLD
JAN 14 1986
DEPT. OF GEOLOGY
& MINERAL INDUS.

TYPE FLUID IN HOLE:	WEIGHTED LSND
DENSITY:	10.8 LB/G
VISCOSITY:	77.0 S
PH:	9.0
FLUID LOSS:	4.2 C3
SOURCE OF SAMPLE:	FLOWLINE
RM:	2.270 OHMM AT 70.0 DEGF
RMF:	2.390 OHMM AT 63.0 DEGF
RMC:	2.410 OHMM AT 63.0 DEGF
SOURCE RMF/RMC:	MEAS. /MEAS.
RM AT BHT:	1.468 OHMM AT 112. DEGF
RMF AT BHT:	1.405 OHMM AT 112. DEGF
RMC AT BHT:	1.417 OHMM AT 112. DEGF
TIME CIRC. STOPPED:	1700 3/9
TIME LOGGER ON BTM.:	1706 4/9
MAX. REC. TEMP:	112.0 DEGF
LOGGING UNIT NO:	8057
LOGGING UNIT LOC:	SACRAMENTO
RECORDED BY:	ANDERSEN
WITNESSED BY:	ENGLISH

REMARKS:

EQUIPMENT NUMBERS-

NLM 207 MCD 1237	SLM 443	SLS 252	SLC 1321

ALL INTERPRETATIONS ARE OPINIONS BASED ON INFERENCES FROM ELECTRICAL OR OTHER MEASUREMENTS AND WE CANNOT, AND DO NOT GUARANTEE THE ACCURACY OR CORRECTNESS OF ANY INTERPRETATIONS, AND WE SHALL NOT, EXCEPT IN THE CASE OF GROSS OR WILLFUL NEGLIGENCE ON OUR PART, BE LIABLE OR RESPONSIBLE FOR ANY LOSS, COSTS, DAMAGES OR EXPENSES INCURRED OR SUSTAINED BY ANYONE RESULTING FROM ANY INTERPRETATION MADE BY ANY OF OUR OFFICERS, AGENTS OR EMPLOYEES. THESE INTERPRETATIONS ARE ALSO SUBJECT TO OUR GENERAL TERMS AND CONDITIONS AS SET OUT IN OUR CURRENT PRICE SCHEDULE.

FILE 0 04-SEP-85 19:25
DATA ACQUIRED 00- -00 00:00

DB1A -1000. 4000.0	DB2A -1000. 4000.0	EV (V) 0.0 50.000	
DB1 0.0 5000.0	DB2 0.0 5000.0	EI (AMPS) 0.0 10.000	
RB (DEG) -40.00 360.00		DB3A -1000. 4000.0	DB4A -1000. 4000.0
P1AZ(DEG) -40.00 360.00		DB3 0.0 5000.0	DB4 0.0 5000.0
HAZI(DEG) -40.00 360.00		C1 (IN) 24.000 4.0000	
DEVI(DEG) 0.0 10.000		C2 (IN) 24.000 4.0000	

FILE 1 04-SEP-85 19:10

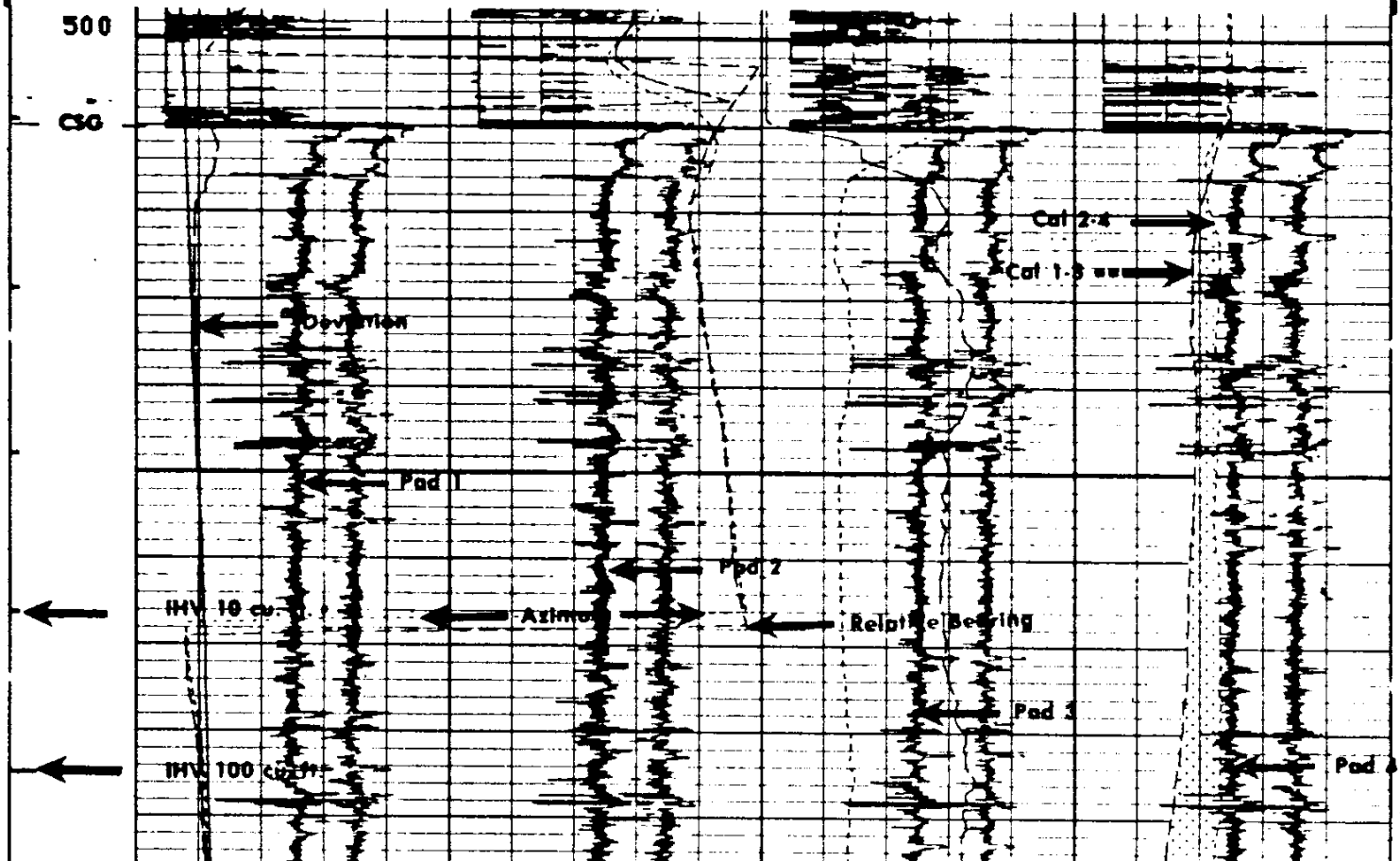

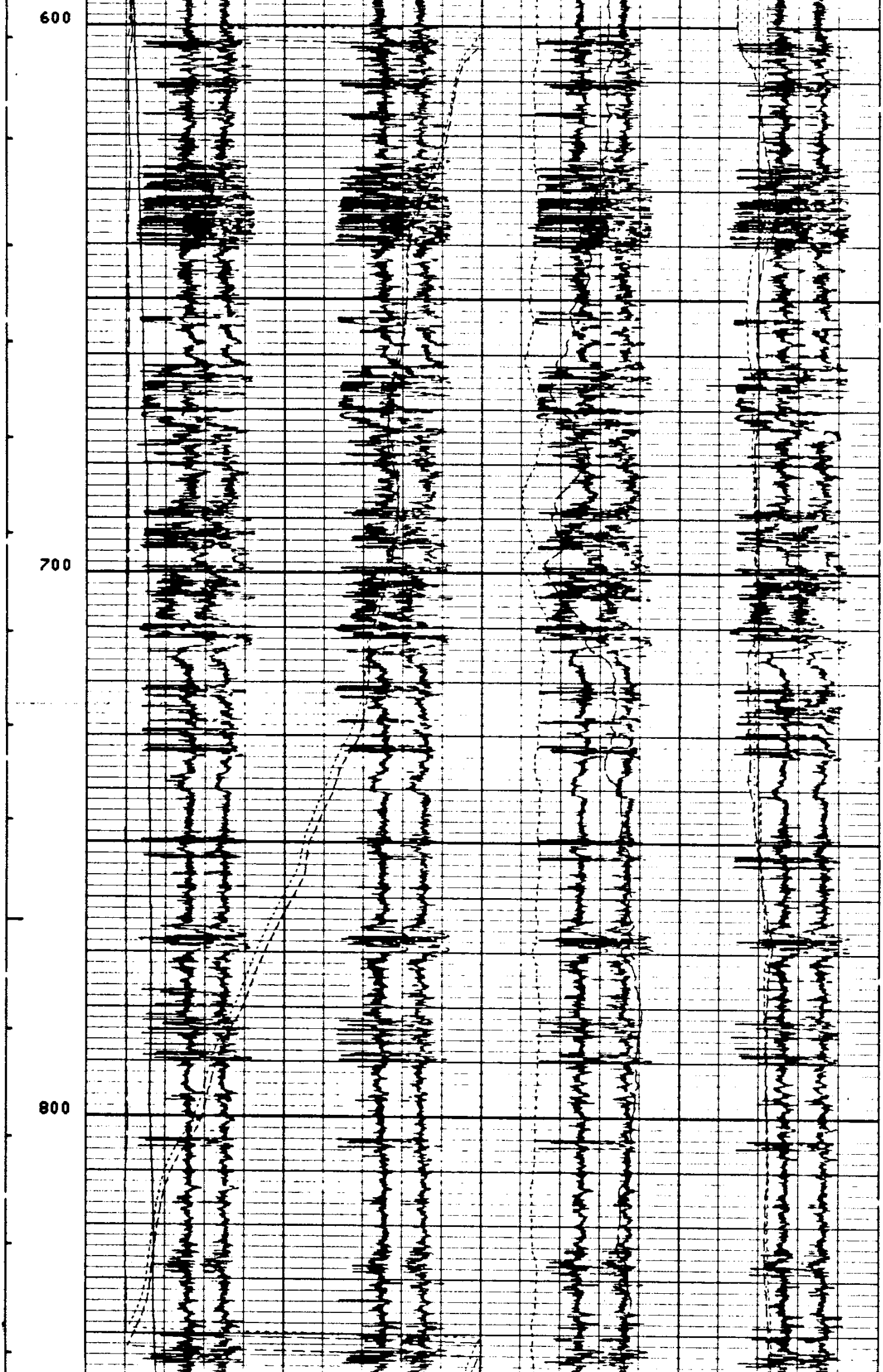

900

1000

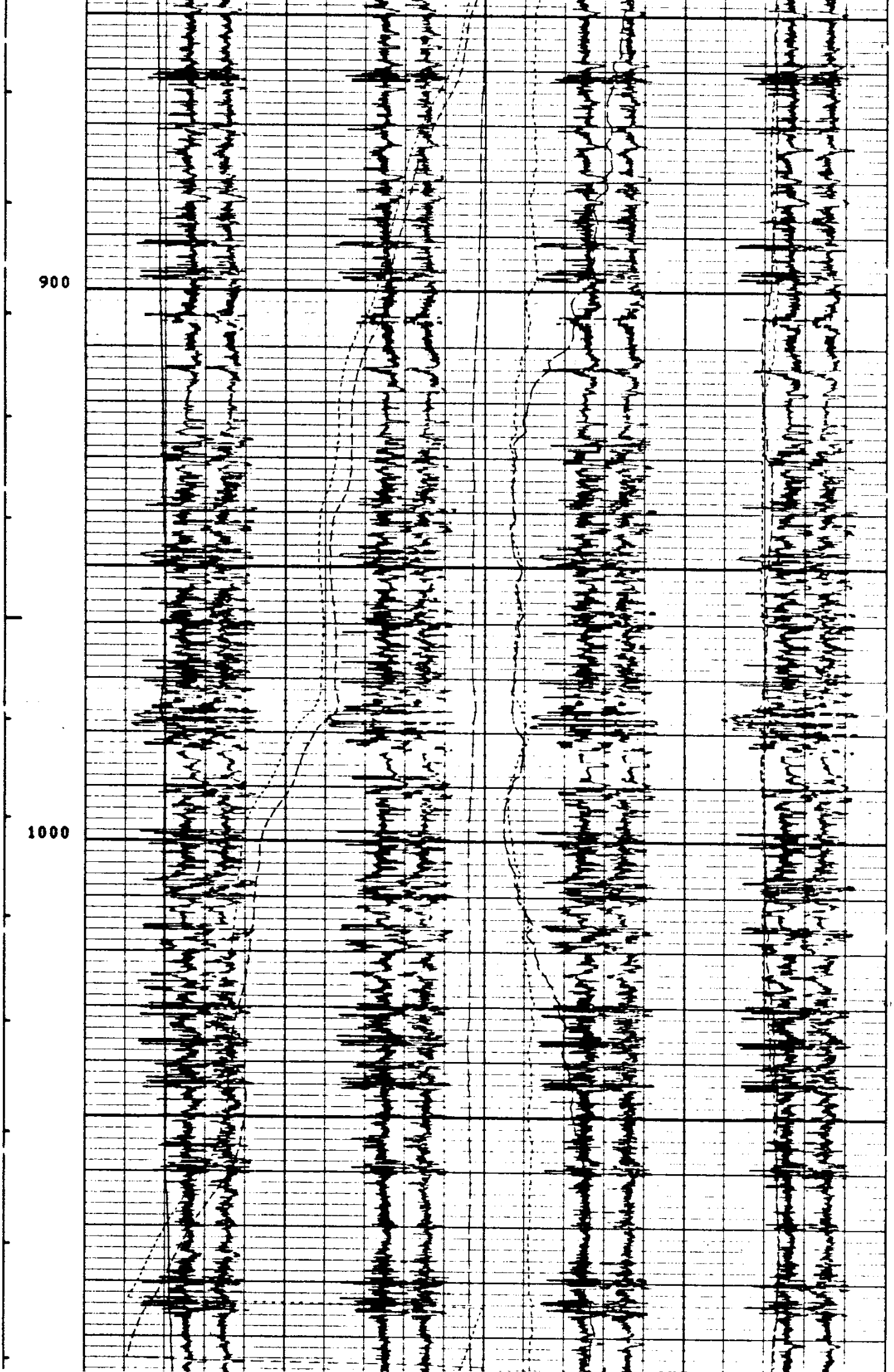

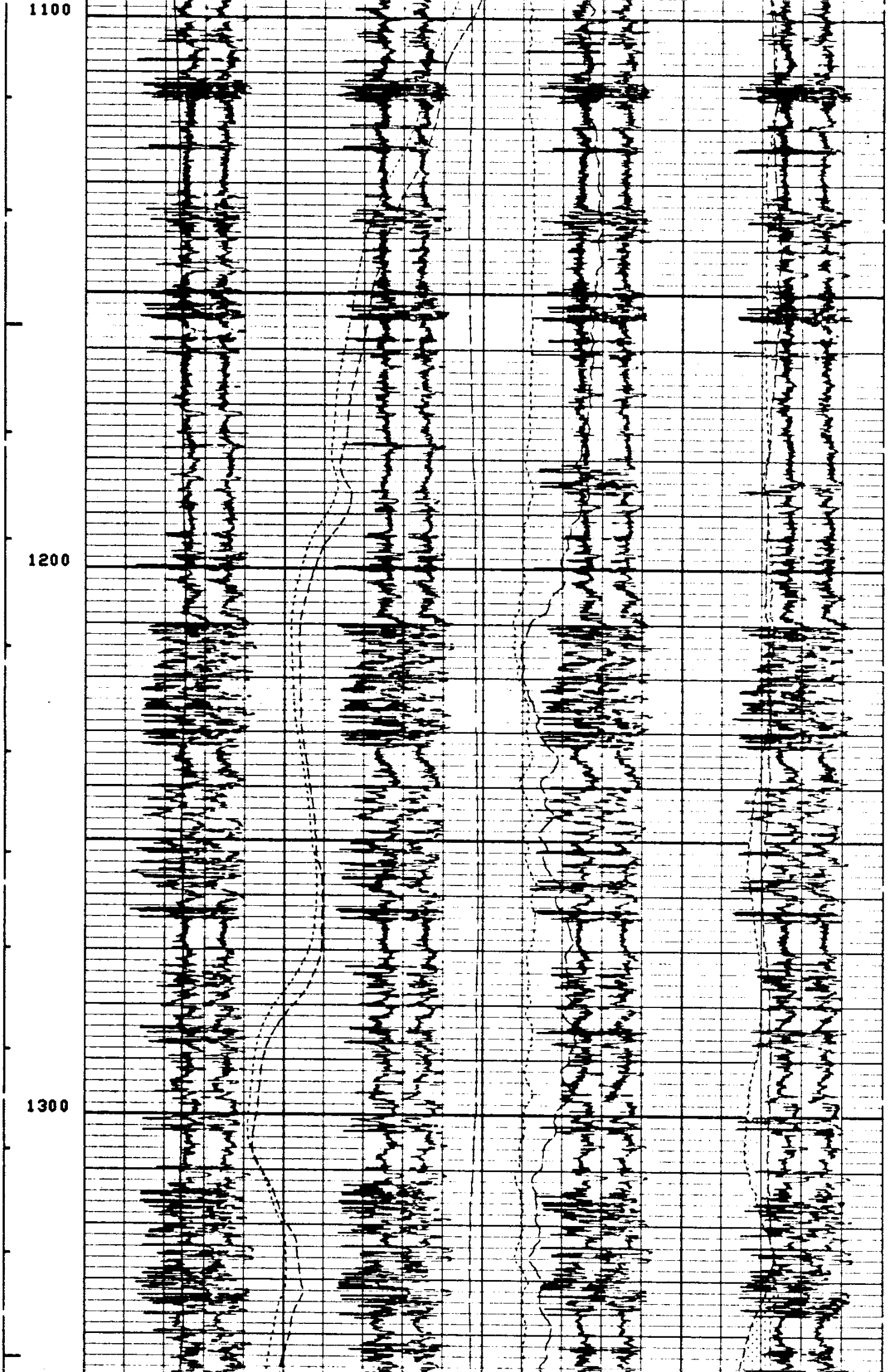

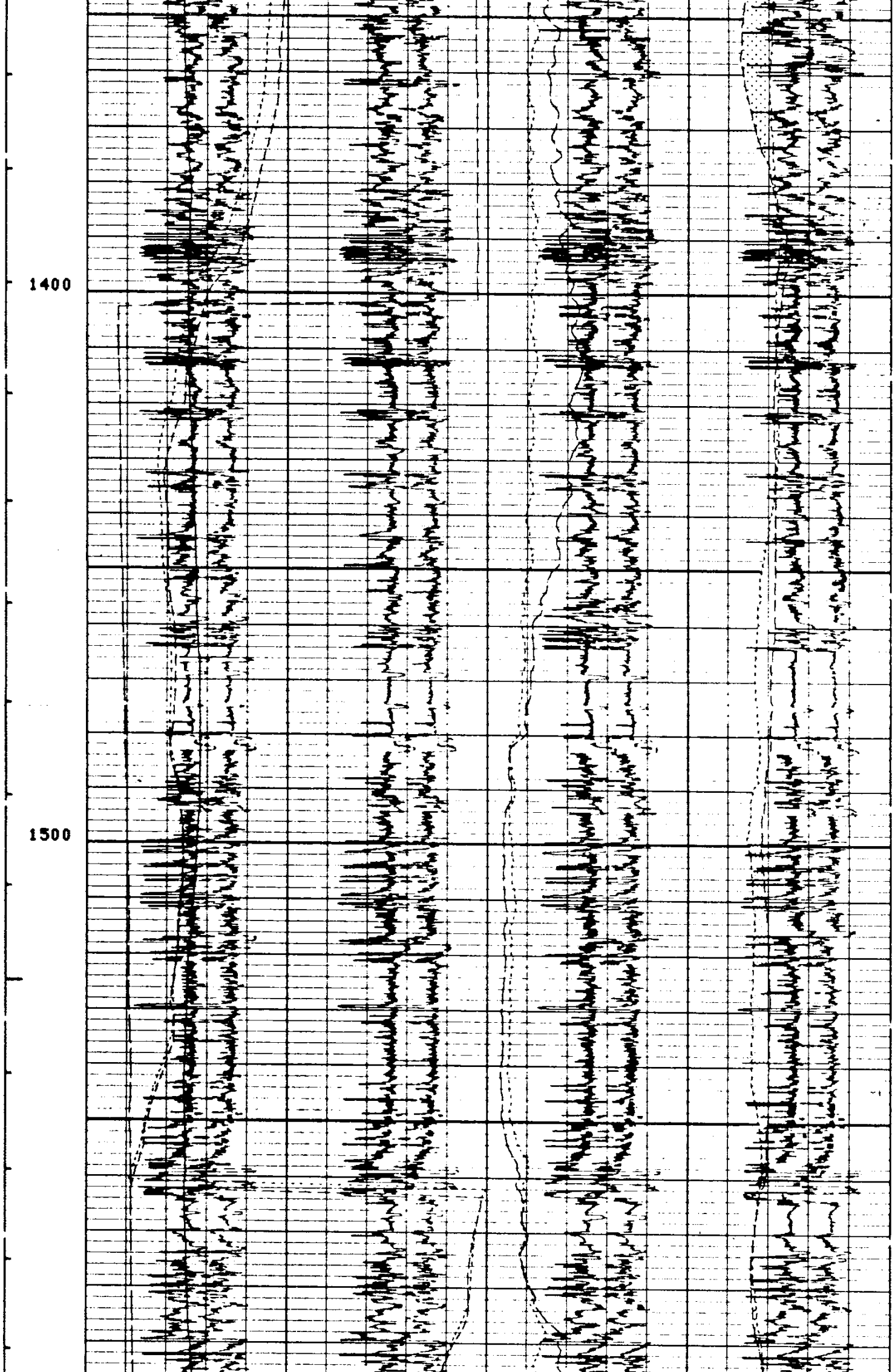

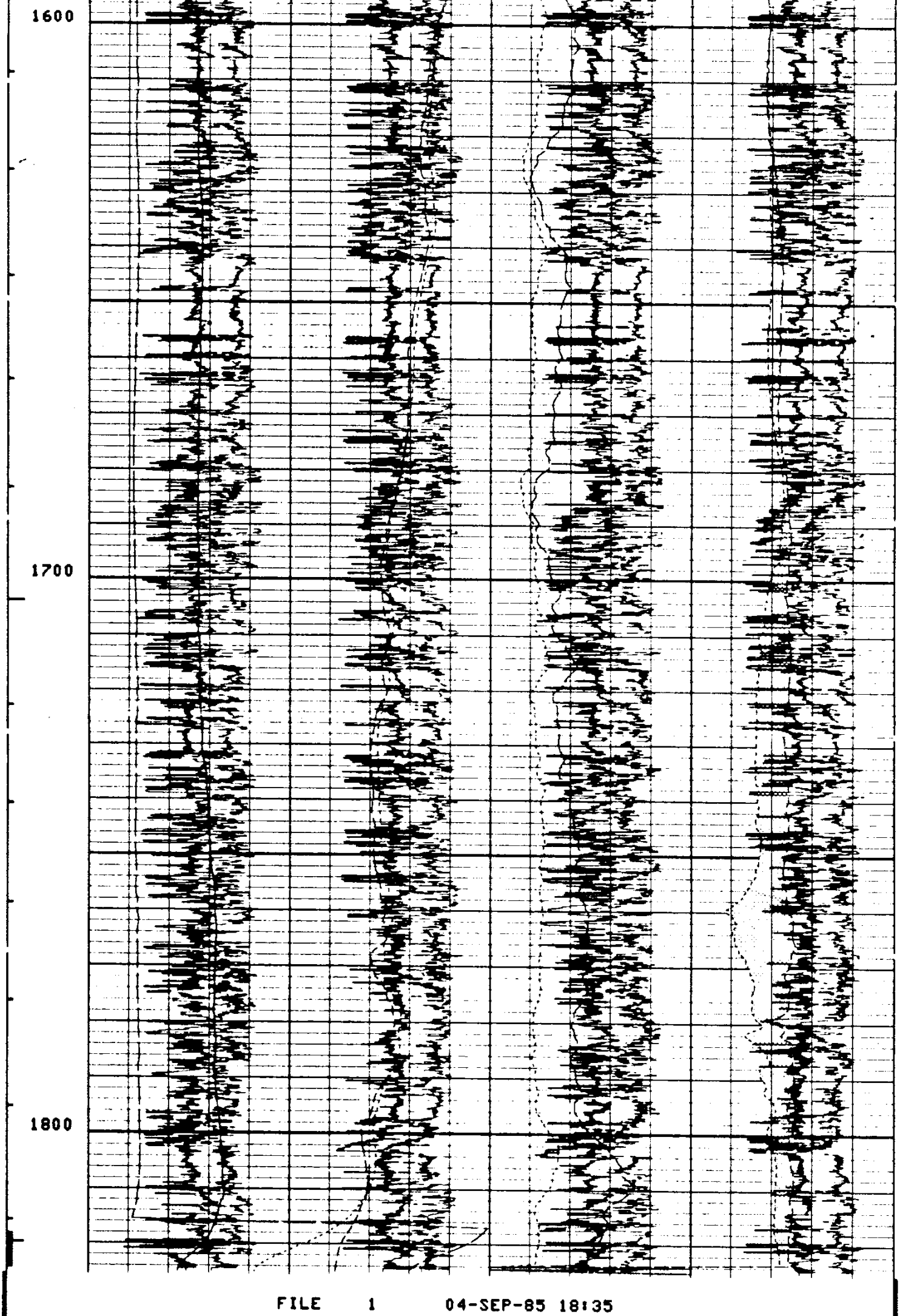

FILE 1 04-SEP-85 18:35

```
DB1A                   DB2A                   EV  (V   )
-1000.       4000.0    -1000.       4000.0    0.0          50.000
DB1                    DB2                    EI  (AMPS)
0.0          5000.0    0.0          5000.0    0.0          10.000
           RB  (DEG )                         DB3A                   DB4A
-40.00                              360.00    -1000.       4000.0    -1000.       4000.0
           P1AZ(DEG )                         DB3                    DB4
-40.00                              360.00    0.0          5000.0    0.0          5000.0
           HAZI(DEG )                                      C1  (IN  )
-40.00                              360.00    24.000                              4.0000
           DEVI(DEG )                                      C2  (IN  )
0.0                                 10.000    24.000                              4.0000
```

SENSOR MEASURE POINT TO TOOL ZERO

STSG	20.6	FEET	GR	25.2	FEET
TENS	0.0	FEET	SHDW	0.0	FEET
FY	0.0	FEET	FX	0.0	FEET
DCHV	0.0	FEET	FZ	0.0	FEET
ADCZ	0.0	FEET	ADCR	0.0	FEET
VMR	0.0	FEET	VPR	0.0	FEET
EI	0.0	FEET	EV	0.0	FEET
RAD1	0.0	FEET	ATEM	0.0	FEET
RAD3	0.0	FEET	RAD2	0.0	FEET
C1	0.0	FEET	RAD4	0.0	FEET
PP	0.0	FEET	C2	0.0	FEET
AY	0.0	FEET	AX	0.0	FEET
AZ	0.0	FEET			

PARAMETERS

NAME	VALUE	UNIT	NAME	VALUE	UNIT
FCDD	1.		SOFF	-1.00000	IN
MDEC	18.5000	DEG	VREF	-5.00000	V
BS	8.75000	IN	BHS	OPEN	

```
DB1A                   DB2A                   EV  (V   )
-1000.       4000.0    -1000.       4000.0    0.0          50.000
DB1                    DB2                    EI  (AMPS)
0.0          5000.0    0.0          5000.0    0.0          10.000
           RB  (DEG )                         DB3A                   DB4A
-40.00                              360.00    -1000.       4000.0    -1000.       4000.0
           P1AZ(DEG )                         DB3                    DB4
-40.00                              360.00    0.0          5000.0    0.0          5000.0
           HAZI(DEG )                                      C1  (IN  )
-40.00                              360.00    24.000                              4.0000
           DEVI(DEG )                                      C2  (IN  )
0.0                                 10.000    24.000                              4.0000
```

FILE 1 04-SEP-85 18:29

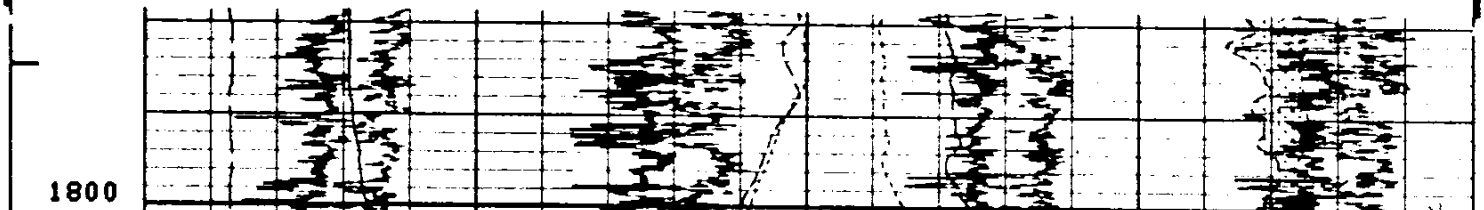

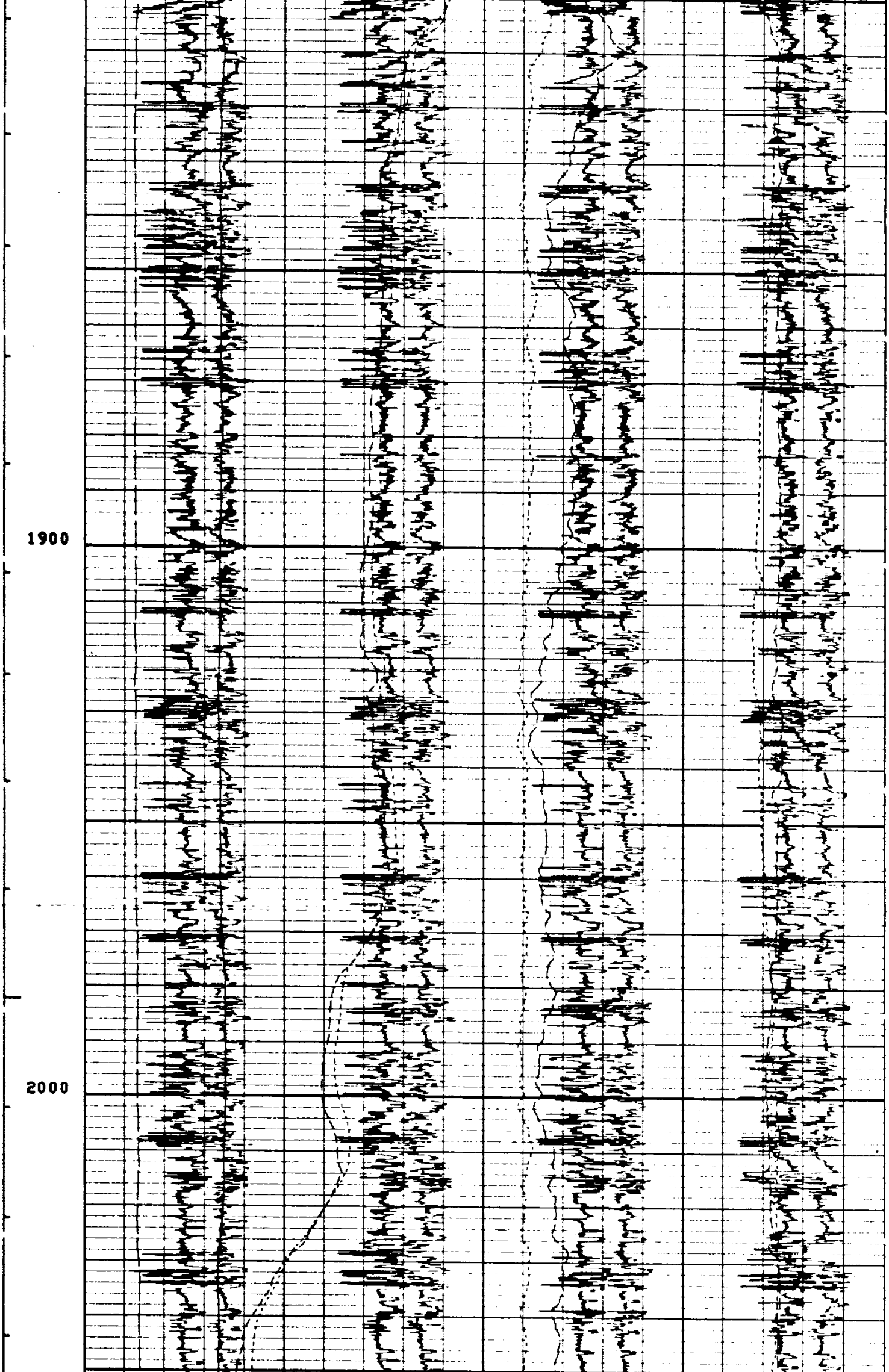

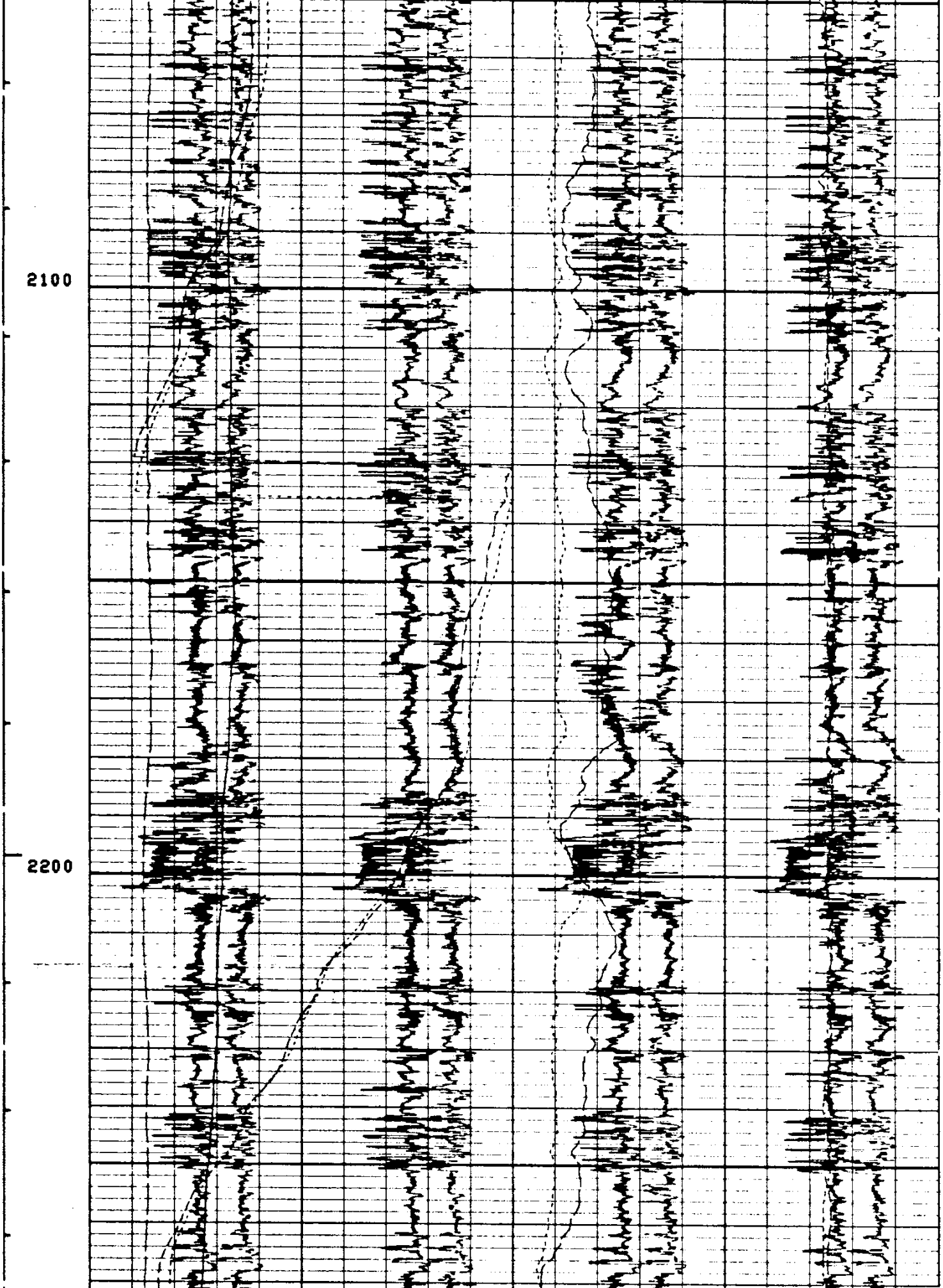

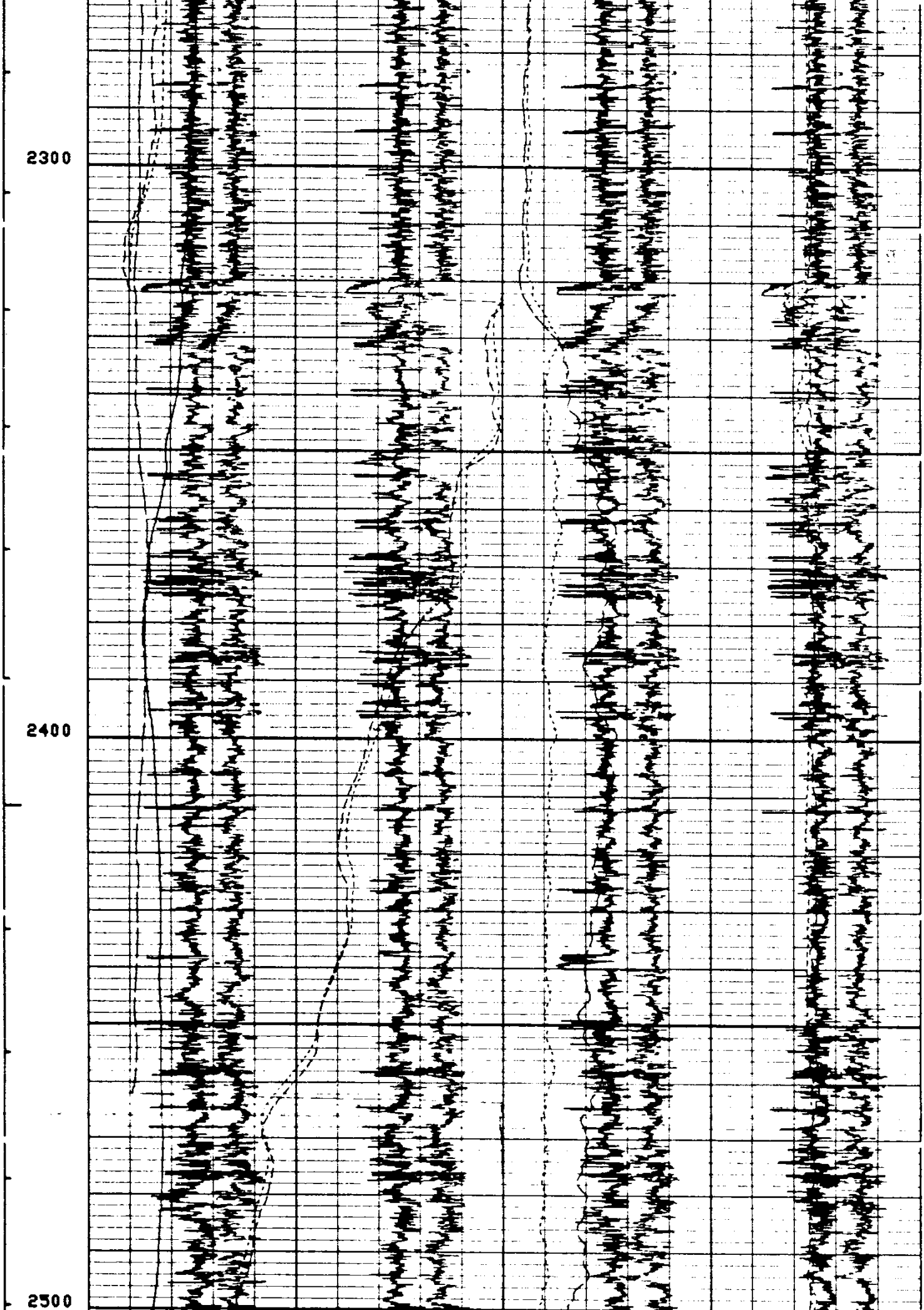

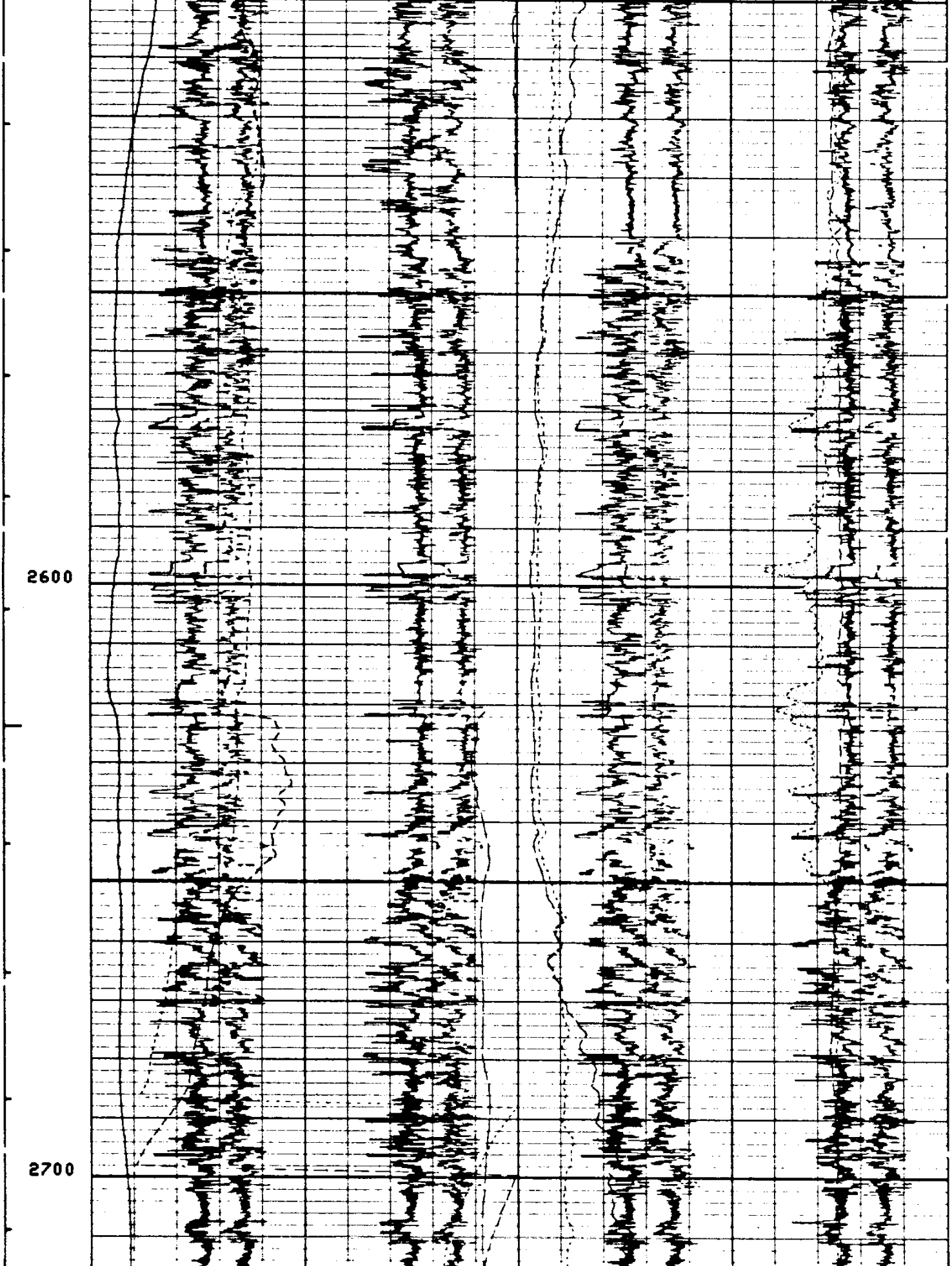

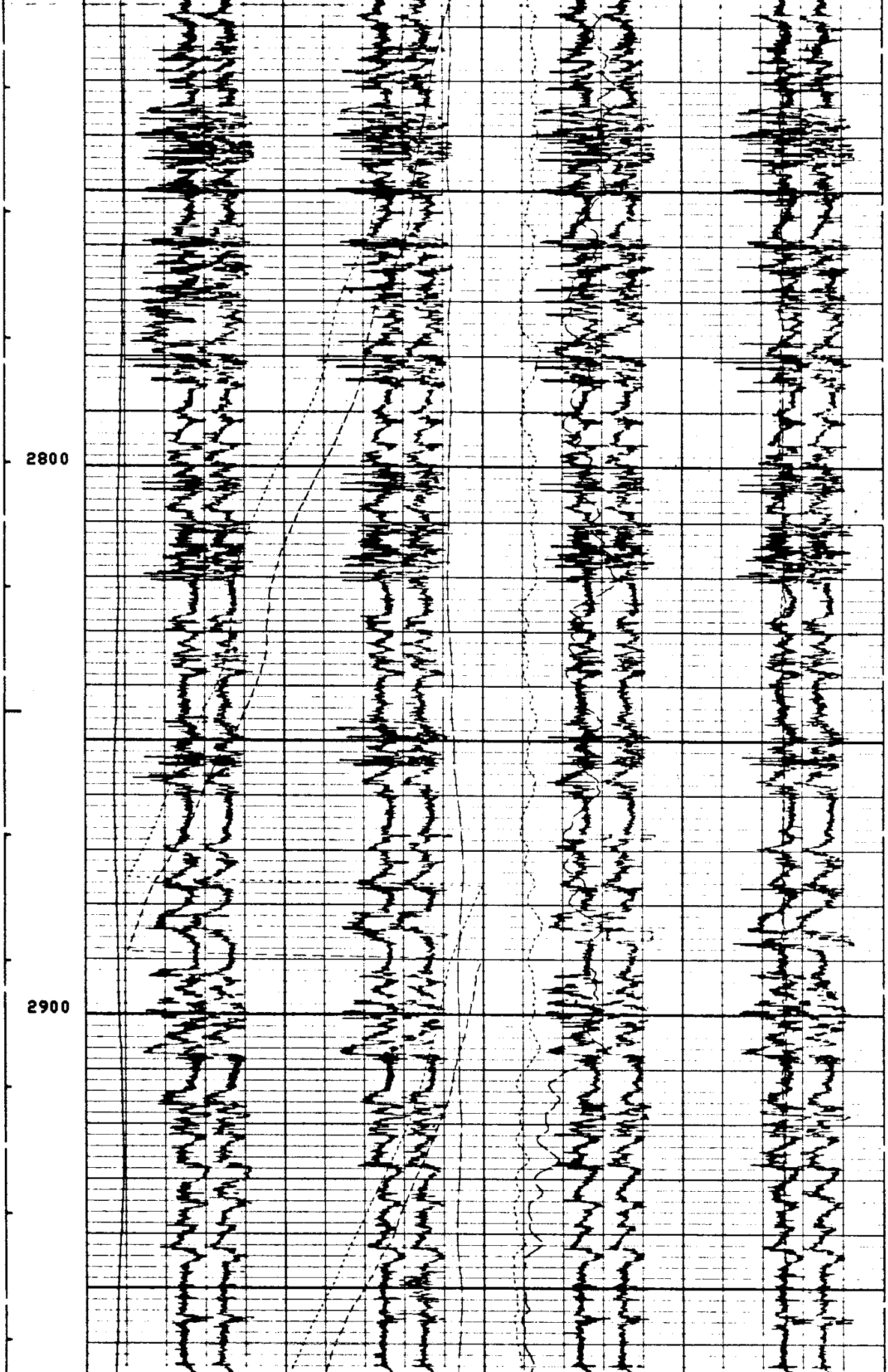

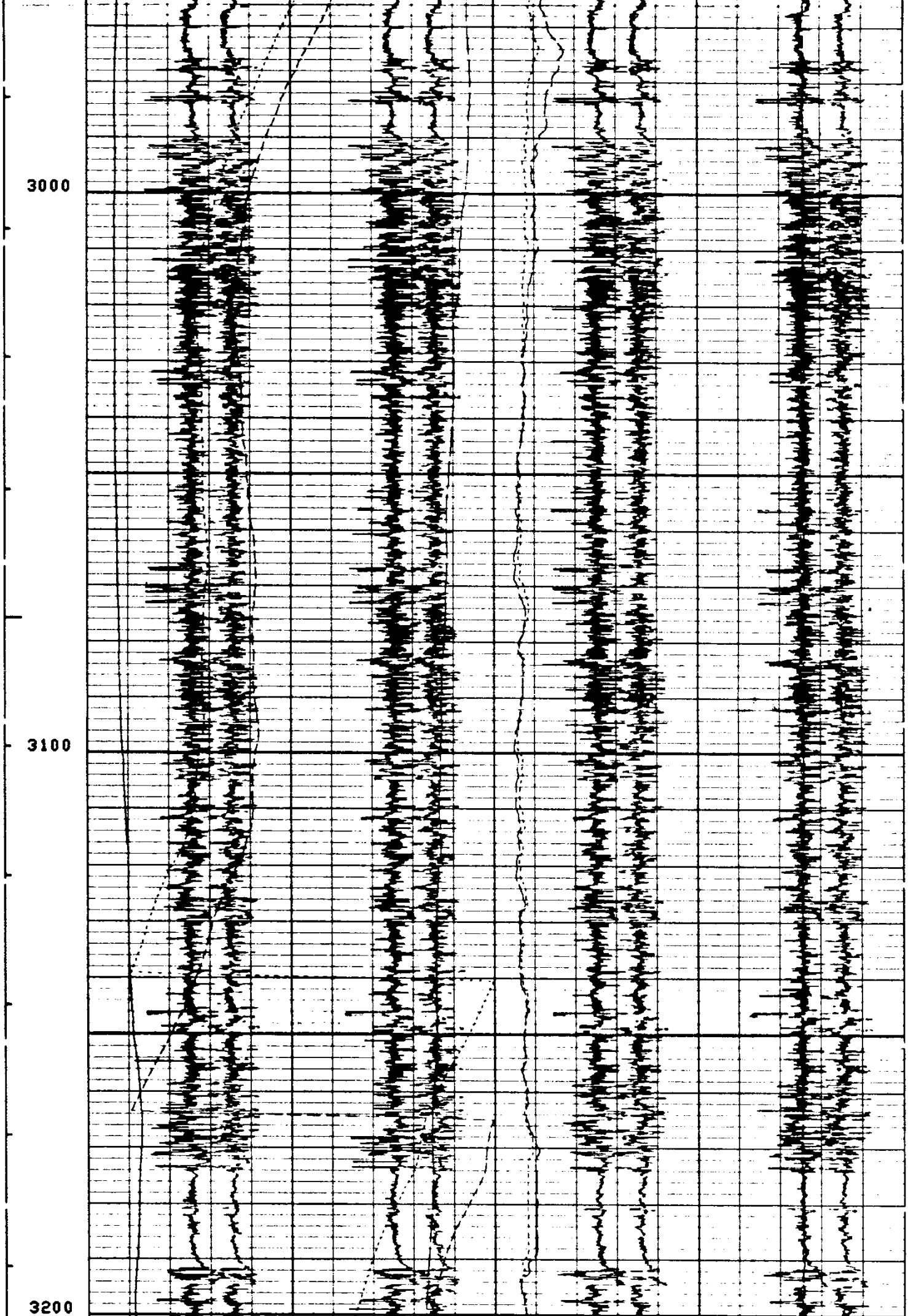

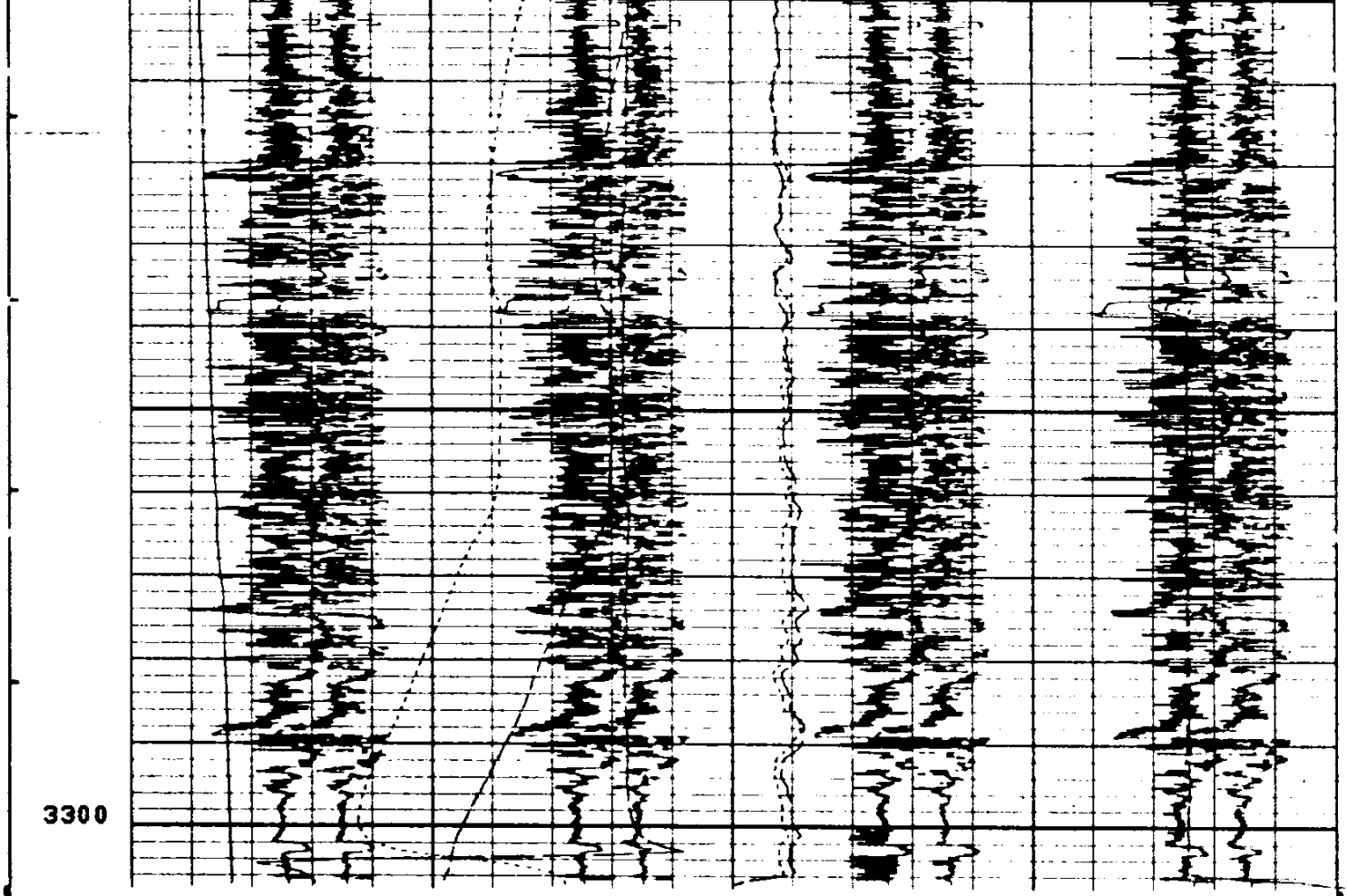

FILE 1 04-SEP-85 17:42

EV (V)	0.0	50.000
EI (AMPS)	0.0	10.000
DB1A	-1000.	4000.0
DB1	0.0	5000.0
DB2A	-1000.	4000.0
DB2	0.0	5000.0
DB3A	-1000.	4000.0
DB3	0.0	5000.0
DB4A	-1000.	4000:0
DB4	0.0	5000.0
P1AZ(DEG)	-40.00	360.00
DEVI(DEG)	0.0	10.000
C1 (IN)	24.000	4.0000
C2 (IN)	24.000	4.0000

SENSOR MEASURE POINT TO TOOL ZERO

STSG	20.6	FEET	GR	25.2	FEET
TENS	0.0	FEET	SHDW	0.0	FEET
FY	0.0	FEET	FX	0.0	FEET
DCHV	0.0	FEET	FZ	0.0	FEET
ADCZ	0.0	FEET	ADCR	0.0	FEET
VMR	0.0	FEET	VPR	0.0	FEET
EI	0.0	FEET	EV	0.0	FEET
RAD1	0.0	FEET	ATEM	0.0	FEET
RAD3	0.0	FEET	RAD2	0.0	FEET
C1	0.0	FEET	RAD4	0.0	FEET
PP	0.0	FEET	C2	0.0	FEET
AY	0.0	FEET	AX	0.0	FEET
AZ	0.0	FEET			

PARAMETERS

NAME	VALUE	UNIT	NAME	VALUE	UNIT
FCDD	1.		SOFF	-1.00000	IN
MDEC	18.5000	DEG	VREF	-5.00000	V
BS	8.75000	IN	BHS	OPEN	

Track 1		Track 2		Track 3		Track 4	
DB1A		DB2A		EV (V)			
-1000.	4000.0	-1000.	4000.0	0.0	50.000		
DB1		DB2		EI (AMPS)			
0.0	5000.0	0.0	5000.0	0.0	10.000		
RB (DEG)				DB3A		DB4A	
-40.00			360.00	-1000.	4000.0	-1000.	4000.0
P1AZ(DEG)				DB3		DB4	
-40.00			360.00	0.0	5000.0	0.0	5000.0
HAZI(DEG)				C1 (IN)			
-40.00			360.00	24.000			4.0000
DEVI(DEG)				C2 (IN)			
0.0			10.000	24.000			4.0000

FILE 2 04-SEP-85 17:34

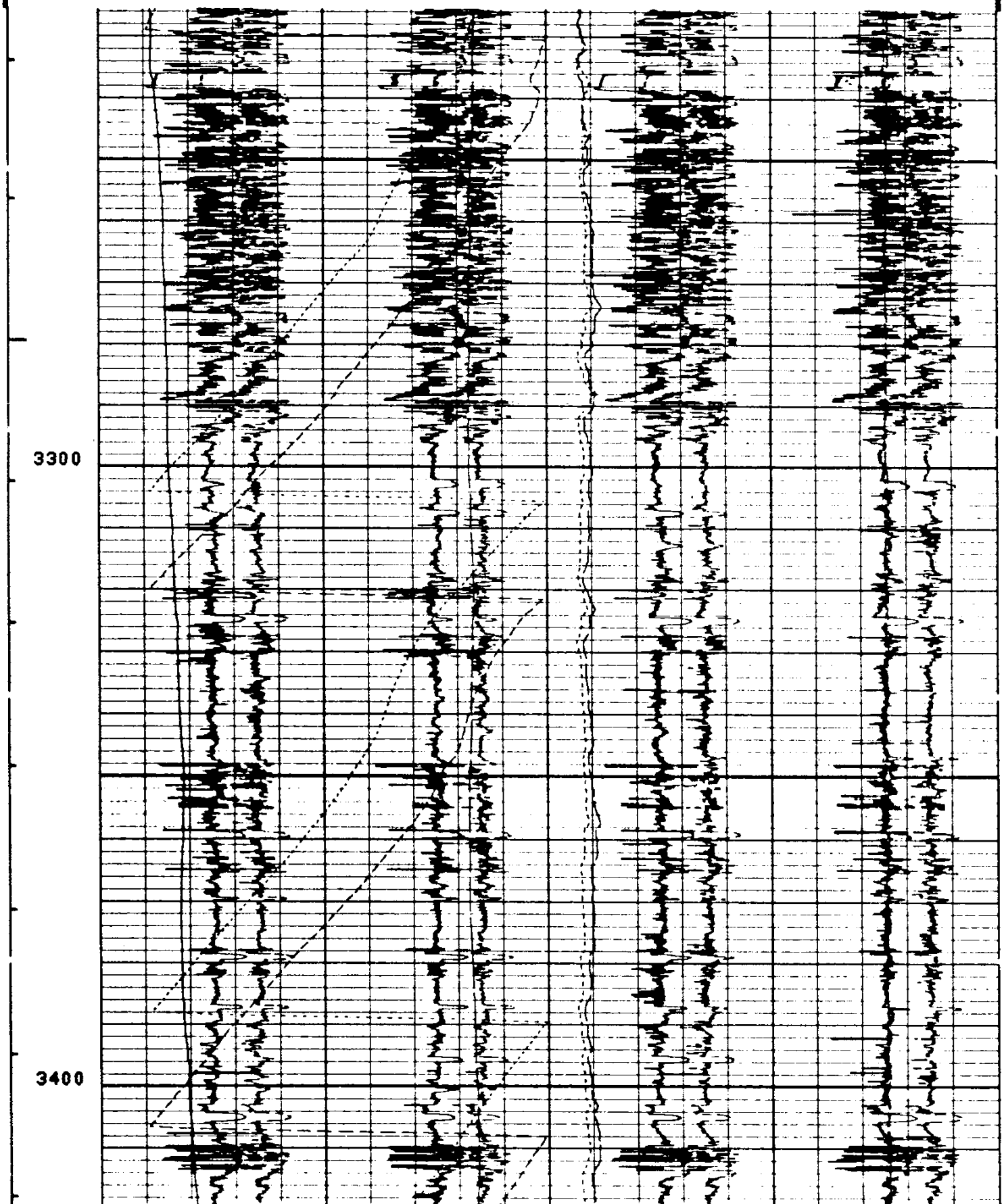

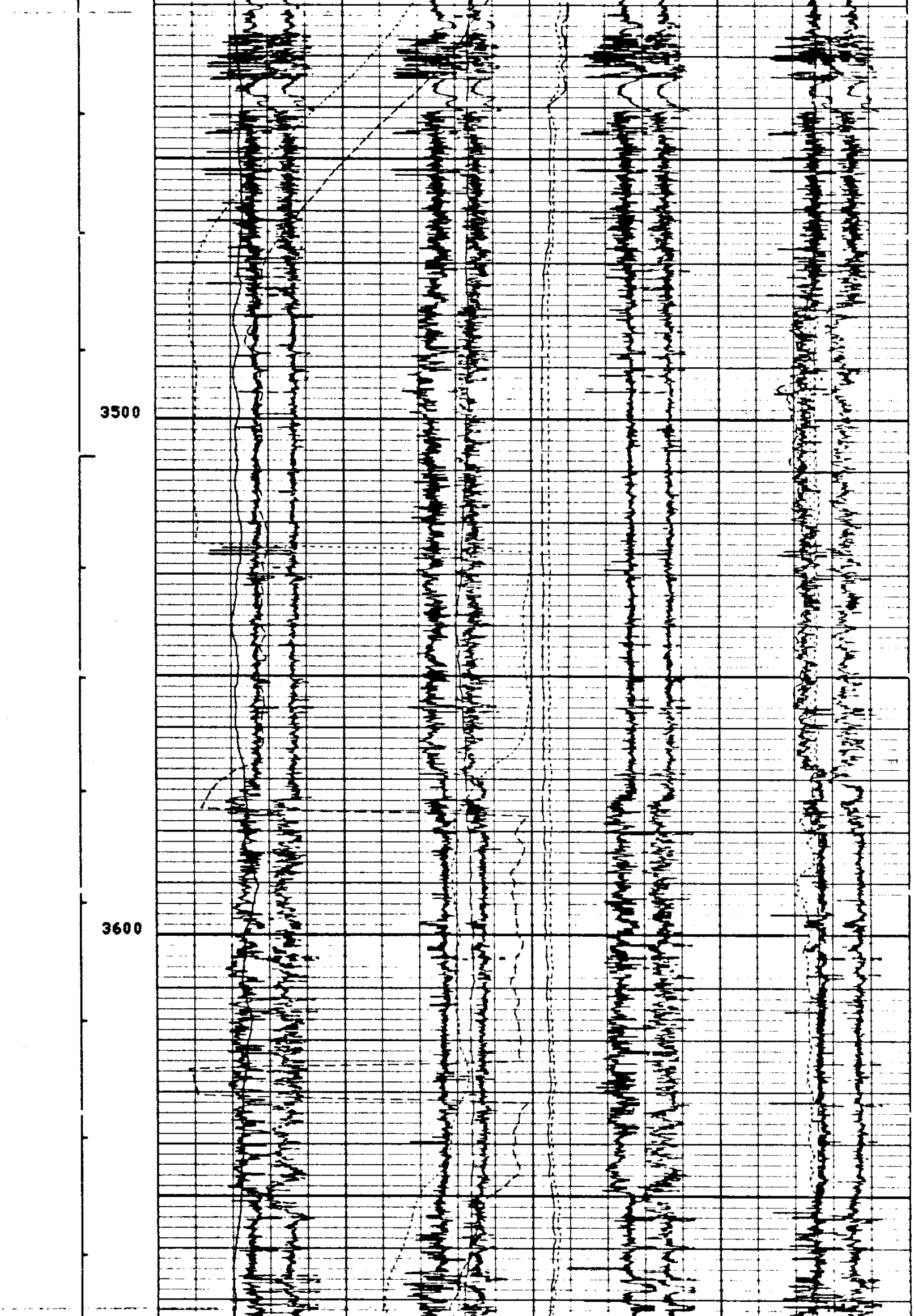

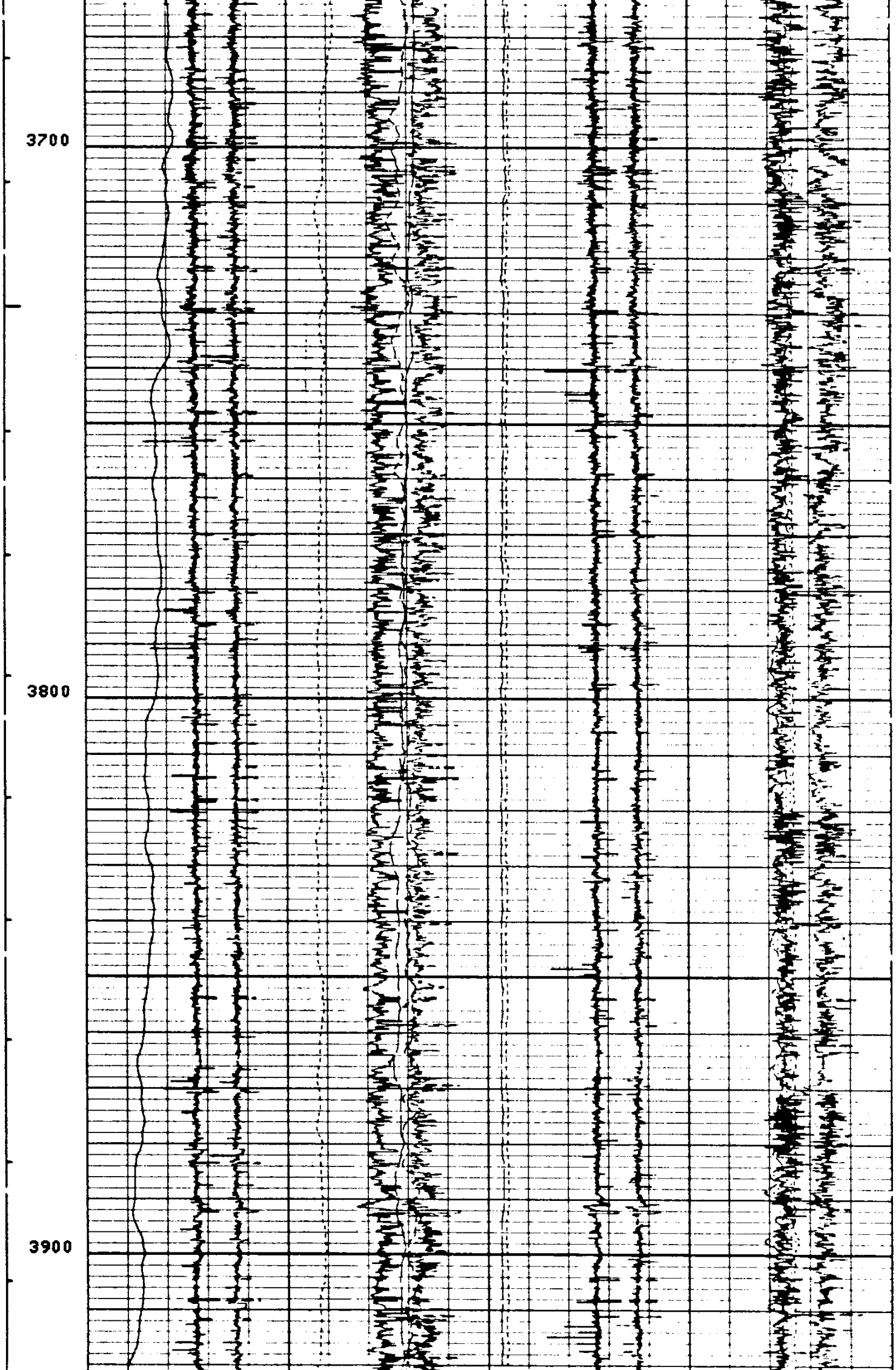

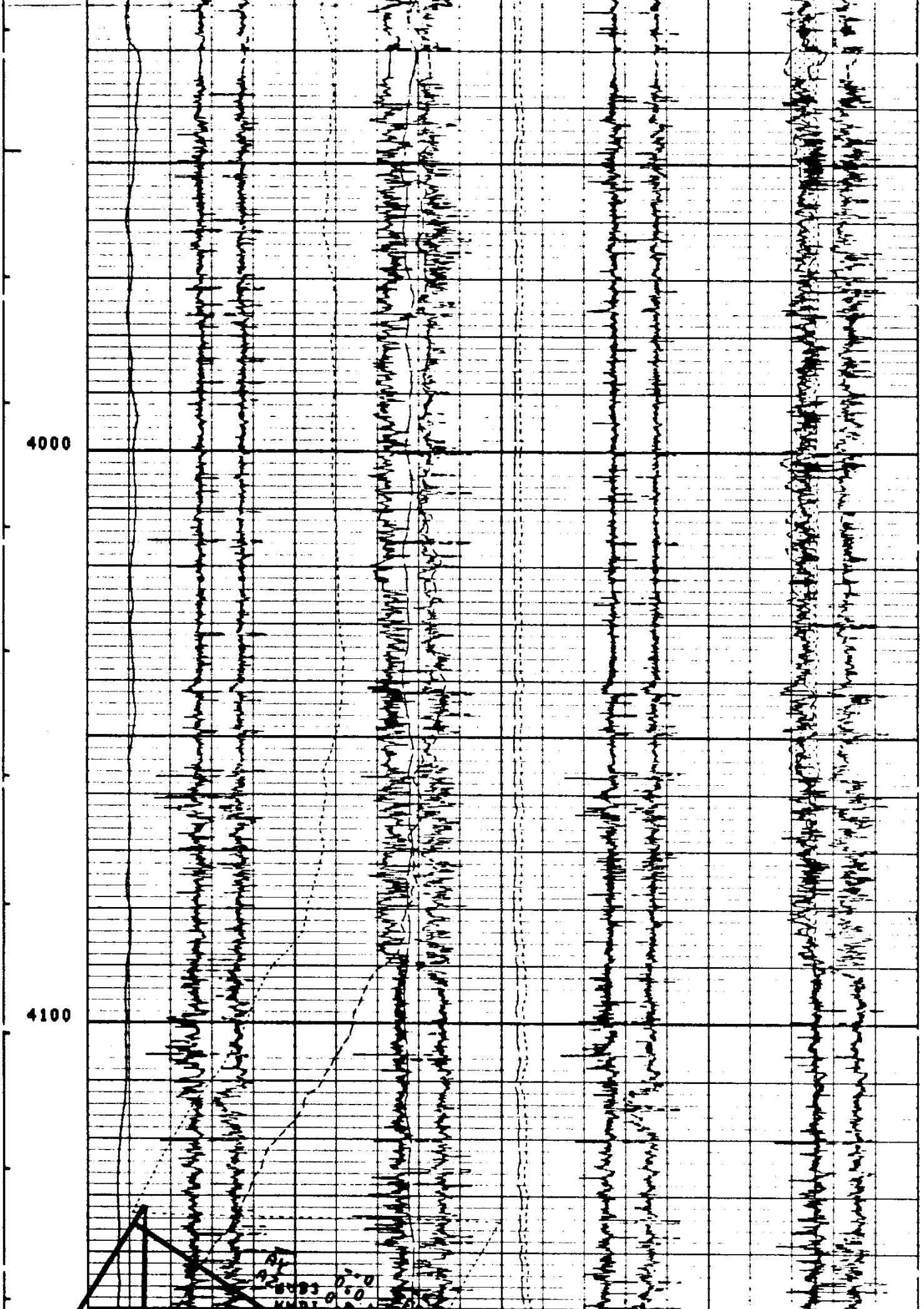

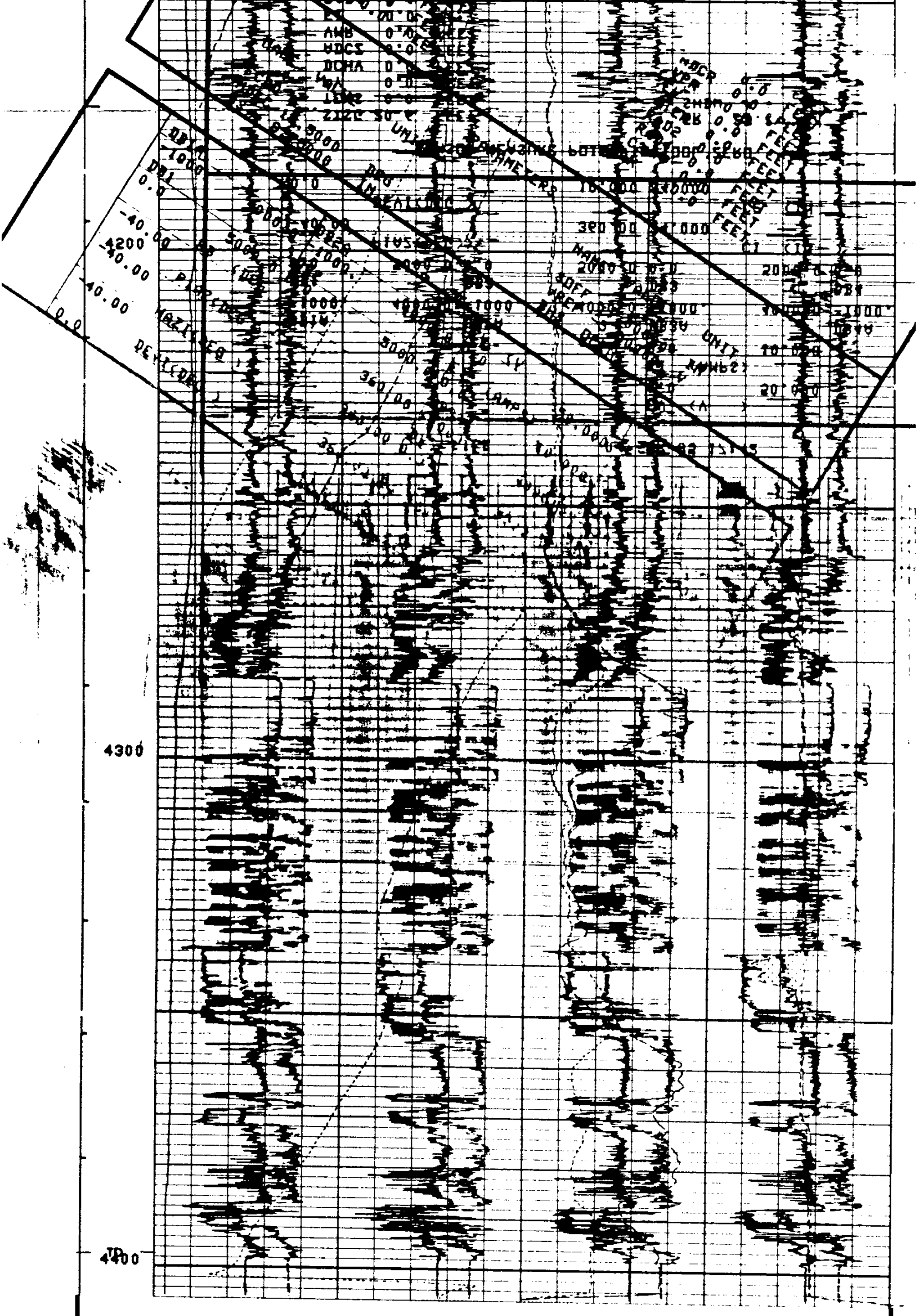

FILE 2 04-SEP-85 17:04

```
                                            EV   (V     )
                                            0.0          50.000
                                            EI   (AMPS)
                                            0.0          10.000
 DB1A                 DB2A                  DB3A                  DB4A
 -1000.     4000.0    -1000.       4000.0   -1000.      4000.0    -1000.      4000.0
 DB1                  DB2                   DB3                   DB4
 0.0        5000.0    0.0          5000.0   0.0         5000.0    0.0         5000.0
        P1AZ(DEG )                                   C1   (IN   )
 -40.00                            360.00   24.000                            4.0000
        DEVI(DEG )                                   C2   (IN   )
 0.0                               10.000   24.000                            4.0000
```

SENSOR MEASURE POINT TO TOOL ZERO

```
STSG  20.6  FEET                        GR    25.2  FEET
TENS   0.0  FEET                        SHDW   0.0  FEET
FY     0.0  FEET                        FX     0.0  FEET
DCHV   0.0  FEET                        FZ     0.0  FEET
ADCZ   0.0  FEET                        ADCR   0.0  FEET
VMR    0.0  FEET                        VPR    0.0  FEET
EI     0.0  FEET                        EV     0.0  FEET
RAD1   0.0  FEET                        ATEM   0.0  FEET
RAD3   0.0  FEET                        RAD2   0.0  FEET
C1     0.0  FEET                        RAD4   0.0  FEET
PP     0.0  FEET                        C2     0.0  FEET
AY     0.0  FEET                        AX     0.0  FEET
AZ     0.0  FEET
```

PARAMETERS

```
NAME  VALUE     UNIT                    NAME  VALUE       UNIT

FCDD 1.                                 SOFF -1.00000     IN
MDEC 18.5000    DEG                     VREF -5.00000     V
BS   8.75000    IN                      BHS   OPEN
```

```
 DB1A                 DB2A                  EV   (V     )
 -1000.     4000.0    -1000.       4000.0   0.0          50.000
 DB1                  DB2                   EI   (AMPS)
 0.0        5000.0    0.0          5000.0   0.0          10.000
        RB   (DEG )                         DB3A                  DB4A
 -40.00                            360.00   -1000.      4000.0    -1000.      4000.0
        P1AZ(DEG )                          DB3                   DB4
 -40.00                            360.00   0.0         5000.0    0.0         5000.0
        HAZI(DEG )                                   C1   (IN   )
 -40.00                            360.00   24.000                            4.0000
        DEVI(DEG )                                   C2   (IN   )
 0.0                               10.000   24.000                            4.0000
```

FILE 1 04-SEP-85 17:02

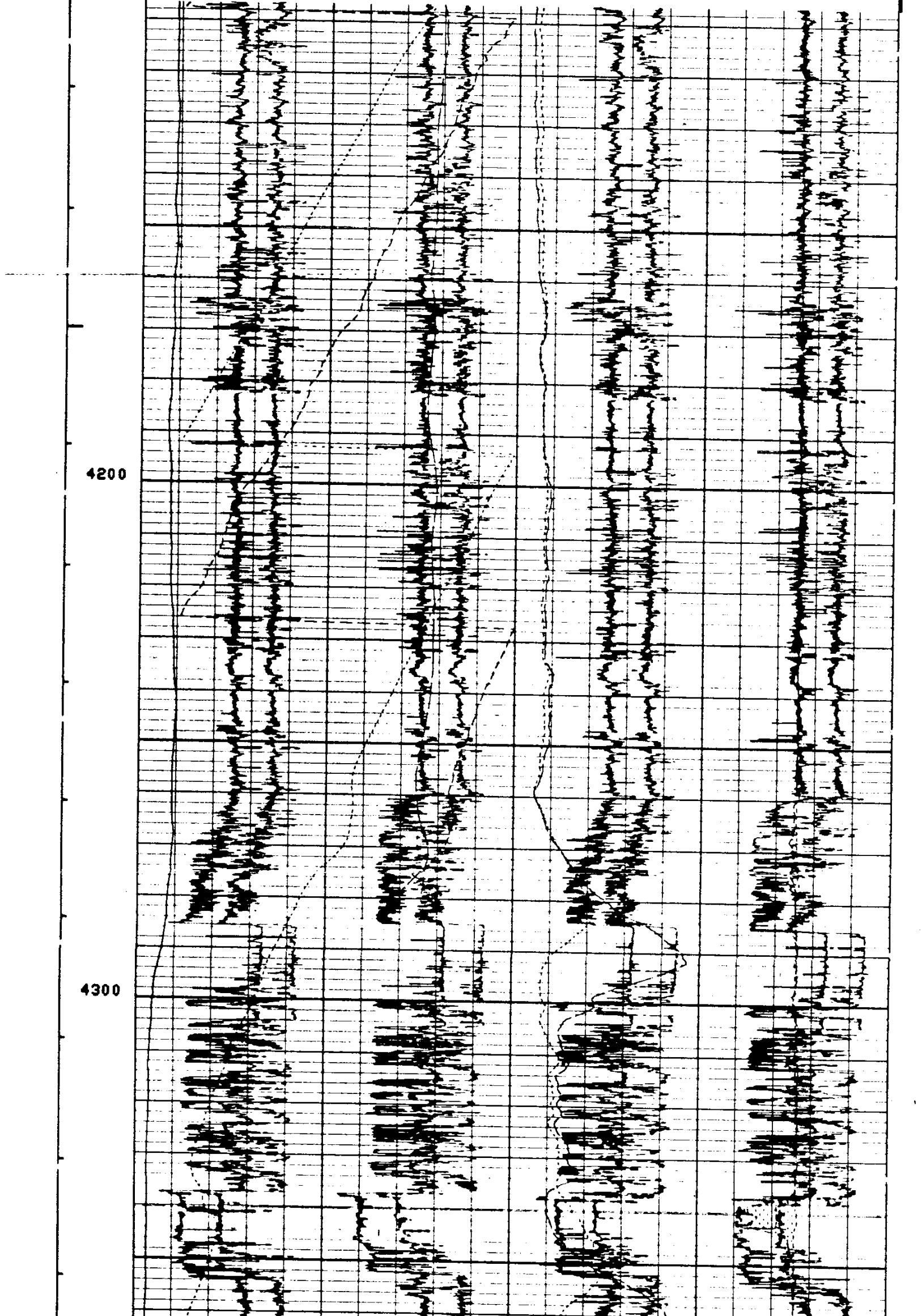

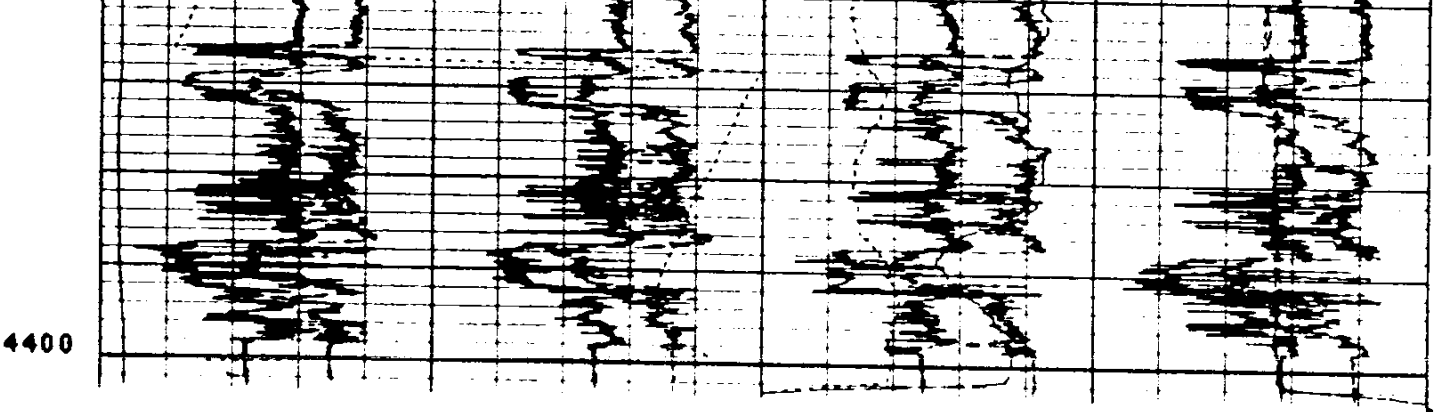

FILE 1 04-SEP-85 16:52

DB1A
-1000. 4000.0
DB1
0.0 5000.0

DB2A
-1000. 4000.0
DB2
0.0 5000.0

P1AZ(DEG)
-40.00 360.00
DEVI(DEG)
0.0 10.000

EV (V)
0.0 50.000
EI (AMPS)
0.0 10.000
DB3A
-1000. 4000.0
DB3
0.0 5000.0

DB4A
-1000. 4000.0
DB4
0.0 5000.0

C1 (IN)
24.000 4.0000
C2 (IN)
24.000 4.0000

SENSOR MEASURE POINT TO TOOL ZERO

STSG	20.6	FEET	GR	25.2	FEET
TENS	0.0	FEET	SHDW	0.0	FEET
FY	0.0	FEET	FX	0.0	FEET
DCHV	0.0	FEET	FZ	0.0	FEET
ADCZ	0.0	FEET	ADCR	0.0	FEET
VMR	0.0	FEET	VPR	0.0	FEET
EI	0.0	FEET	EV	0.0	FEET
RAD1	0.0	FEET	ATEM	0.0	FEET
RAD3	0.0	FEET	RAD2	0.0	FEET
C1	0.0	FEET	RAD4	0.0	FEET
PP	0.0	FEET	C2	0.0	FEET
AY	0.0	FEET	AX	0.0	FEET
AZ	0.0	FEET			

PARAMETERS

NAME	VALUE	UNIT	NAME	VALUE	UNIT
FCDD	1.		SOFF	-1.00000	IN
MDEC	18.5000	DEG	VREF	-5.00000	V
BS	8.75000	IN	BHS	OPEN	

DB1A
-1000. 4000.0
DB1
0.0 5000.0

DB2A
-1000. 4000.0
DB2
0.0 5000.0

RB (DEG)
-40.00 360.00
P1AZ(DEG)
-40.00 360.00
HAZI(DEG)
-40.00 360.00
DEVI(DEG)
0.0 10.000

EV (V)
0.0 50.000
EI (AMPS)
0.0 10.000
DB3A
-1000. 4000.0
DB3
0.0 5000.0

DB4A
-1000. 4000.0
DB4
0.0 5000.0

C1 (IN)
24.000 4.0000
C2 (IN)
24.000 4.0000

FILE 6 04-SEP-85 16:28

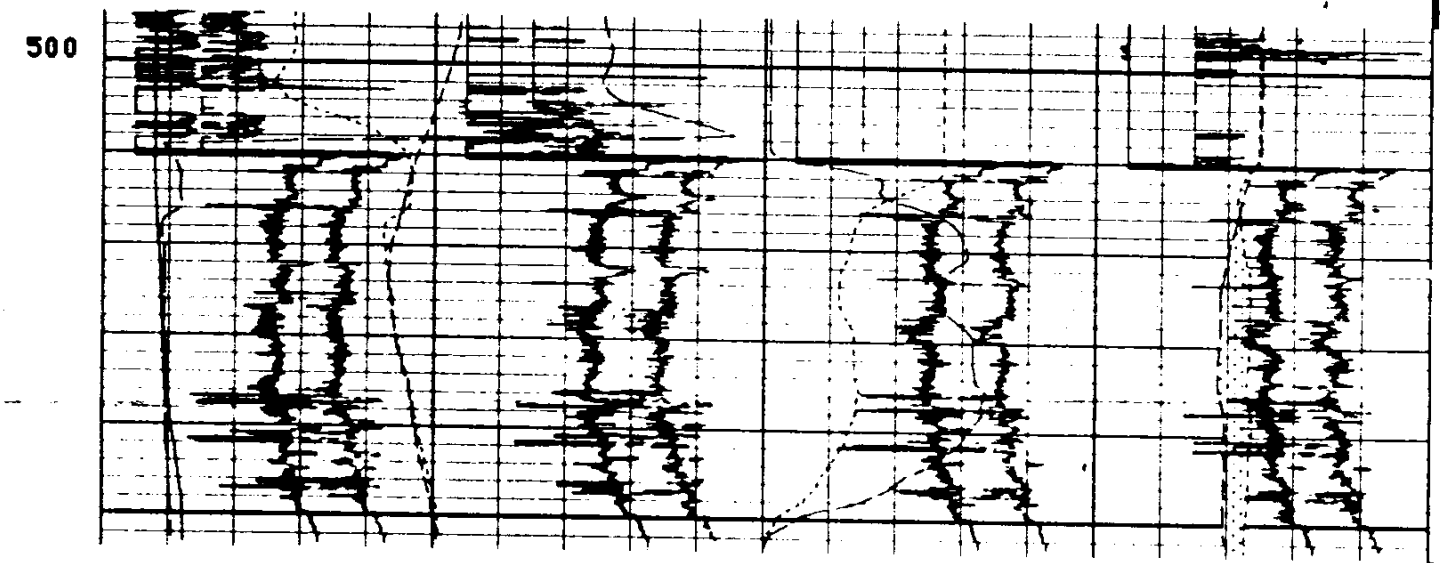

FILE 6 04-SEP-85 16:25

DB1A / DB1 / RB / P1AZ / HAZI / DEVI		DB2A / DB2		EV / EI / DB3A / DB3 / C1 / C2		DB4A / DB4	
DB1A		DB2A		EV (V)			
-1000.	4000.0	-1000.	4000.0	0.0	50.000		
DB1		DB2		EI (AMPS)			
0.0	5000.0	0.0	5000.0	0.0	10.000		
RB (DEG)				DB3A		DB4A	
-40.00			360.00	-1000.	4000.0	-1000.	4000.0
P1AZ(DEG)				DB3		DB4	
-40.00			360.00	0.0	5000.0	0.0	5000.0
HAZI(DEG)				C1 (IN)			
-40.00			360.00	24.000			4.0000
DEVI(DEG)				C2 (IN)			
0.0			10.000	24.000			4.0000

SENSOR MEASURE POINT TO TOOL ZERO

STSG	20.6	FEET	GR	25.2	FEET
TENS	0.0	FEET	SHDW	0.0	FEET
FY	0.0	FEET	FX	0.0	FEET
DCHV	0.0	FEET	FZ	0.0	FEET
ADCZ	0.0	FEET	ADCR	0.0	FEET
VMR	0.0	FEET	VPR	0.0	FEET
EI	0.0	FEET	EV	0.0	FEET
RAD1	0.0	FEET	ATEM	0.0	FEET
RAD3	0.0	FEET	RAD2	0.0	FEET
C1	0.0	FEET	RAD4	0.0	FEET
PP	0.0	FEET	C2	0.0	FEET
AY	0.0	FEET	AX	0.0	FEET
AZ	0.0	FEET			

PARAMETERS

NAME	VALUE	UNIT	NAME	VALUE	UNIT
FCDD	1.		SOFF	-1.00000	IN
MDEC	18.5000	DEG	VREF	-5.00000	V
BS	8.75000	IN	BHS	OPEN	

```
DB1A                 DB2A                 EV   (V   )
-1000.     4000.0    -1000.     4000.0    0.0        50.000
DB1                  DB2                  EI   (AMPS)
0.0        5000.0    0.0        5000.0    0.0        10.000
            RB  (DEG )                    DB3A                 DB4A
-40.00                          360.00    -1000.     4000.0    -1000.     4000.0
            P1AZ(DEG )                    DB3                  DB4
-40.00                          360.00    0.0        5000.0    0.0        5000.0
            HAZI(DEG )                               C1  (IN  )
-40.00                          360.00    24.000                          4.0000
            DEVI(DEG )                               C2  (IN  )
0.0                             10.000    24.000                          4.0000
```

FILE 5 04-SEP-85 16:16

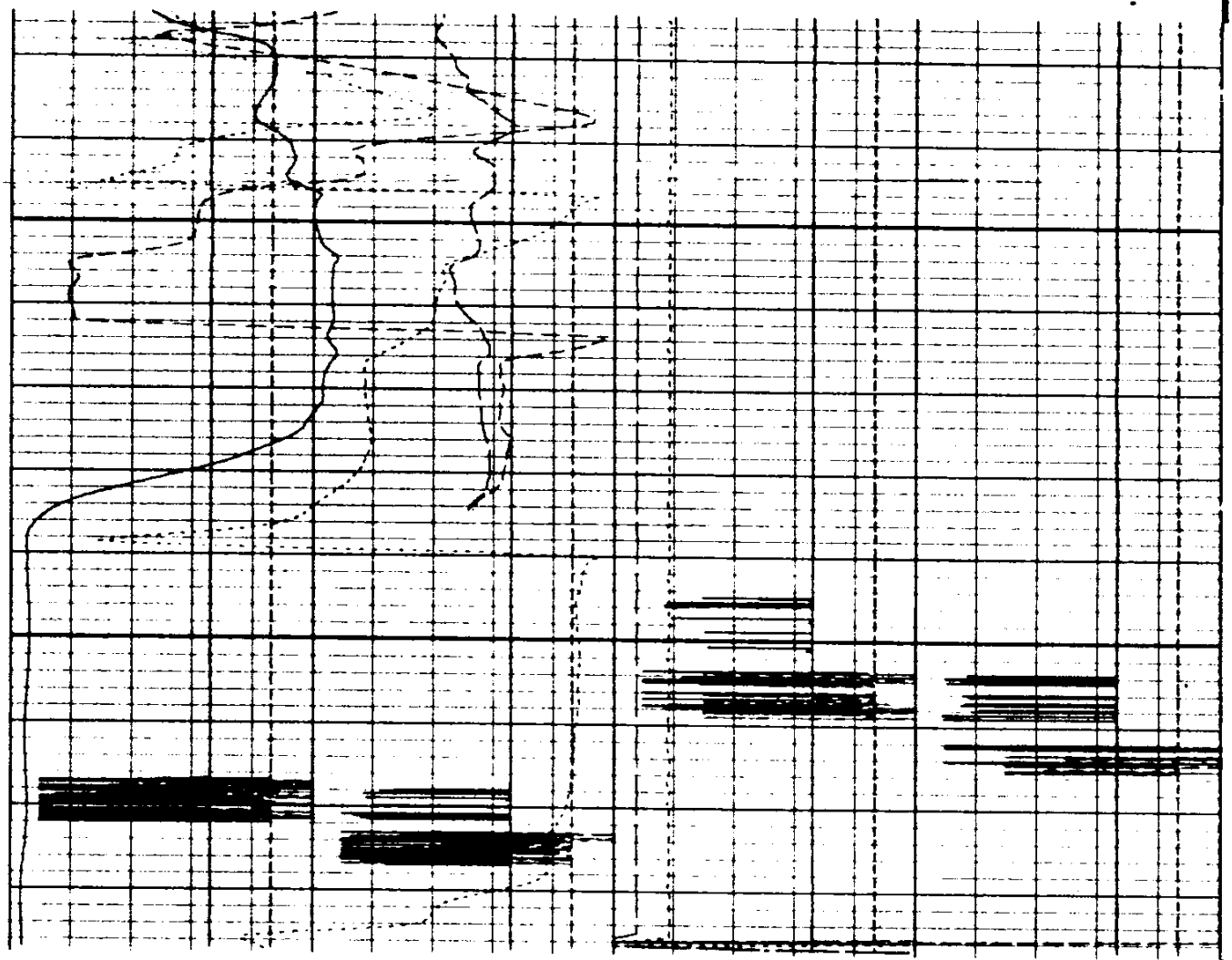

FILE 5 04-SEP-85 16:13

```
DB1A                 DB2A                 EV   (V   )
-1000.     4000.0    -1000.     4000.0    0.0        50.000
DB1                  DB2                  EI   (AMPS)
0.0        5000.0    0.0        5000.0    0.0        10.000
            RB  (DEG )                    DB3A                 DB4A
-40.00                          360.00    -1000.     4000.0    -1000.     4000.0
            P1AZ(DEG )                    DB3                  DB4
-40.00                          360.00    0.0        5000.0    0.0        5000.0
            HAZI(DEG )                               C1  (IN  )
-40.00                          360.00    24.000                          4.0000
            DEVI(DEG )                               C2  (IN  )
0.0                             10.000    24.000                          4.0000
```

SENSOR MEASURE POINT TO TOOL ZERO

```
     STSG 20.6  FEET                        GR    25.2  FEET
     TENS  0.0  FEET                        SHDW   0.0  FEET
     FY    0.0  FEET                        FX     0.0  FEET
     DCHV  0.0  FEET                        FZ     0.0  FEET
     ADCZ  0.0  FEET                        ADCR   0.0  FEET
     VMR   0.0  FEET                        VPR    0.0  FEET
     EI    0.0  FEET                        EV     0.0  FEET
     RAD1  0.0  FEET                        ATEM   0.0  FEET
     RAD3  0.0  FEET                        RAD2   0.0  FEET
     C1    0.0  FEET                        RAD4   0.0  FEET
     PP    0.0  FEET                        C2     0.0  FEET
     AY    0.0  FEET                        AX     0.0  FEET
     AZ    0.0  FEET

                             PARAMETERS

     NAME  VALUE     UNIT                    NAME  VALUE     UNIT

     FCDD 1.                                 SOFF -1.00000   IN
     MDEC 18.5000    DEG                     VREF -5.00000   V
     BS   8.75000    IN                      BHS  OPEN
```

```
                BEFORE SURVEY CALIBRATION SUMMARY

   PERFORMED:      85/09/04
   PROGRAM FILE: SHDT   (VERSION    26.2B   83/11/17)

 SGTL               DETECTOR CALIBRATION SUMMARY

          MEASURED
         BKGD    JIG        CALIBRATED          UNITS
    GR    39     161           165              GAPI

 SHDT               CALIPER CALIBRATION SUMMARY

          MEASURED                      CALIBRATED
         SMALL   LARGE             SMALL      LARGE        UNITS
    C1    7.5    11.9               8.0       12.0          IN
    C2    7.7    12.0               8.0       12.0          IN

                     FILE    4       04-SEP-85 16:12
```