

OREGON HIGHER EDUCATION UNIVERSITIES SNAPSHOT



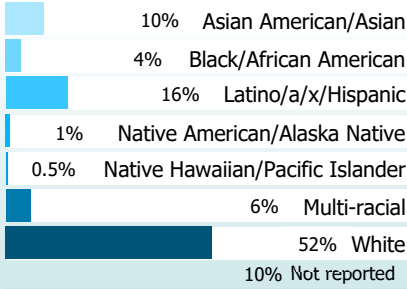
2019-20 Academic Year
Portland State University



ENROLLMENT

19,917
Oregon Undergraduates*
31,491
Total students

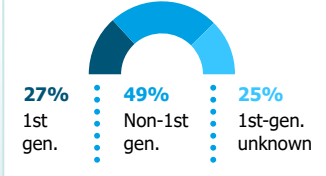
Race/Ethnicity



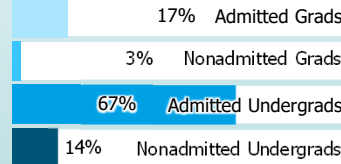
Students of color are increasingly represented on campuses. Currently, nearly **38%** of higher education students identify as students of color.

*Used as total students for all metrics except Primary Area of Instruction, which also includes graduate students.

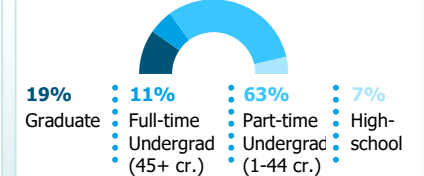
1st-Generation Status



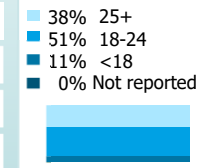
Primary Area of Instruction (most credits)



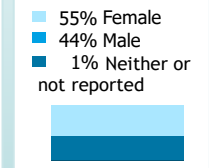
Enrollment Level



Age



Gender

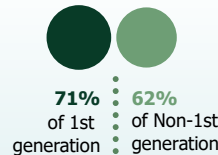
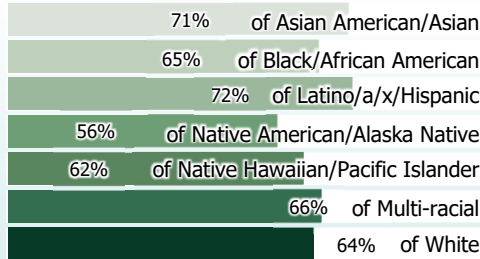


AFFORDABILITY

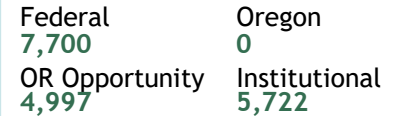
FAFSA filers

67%
of students were unable to meet expenses with expected resources: family contributions, student earnings, and grant aid.

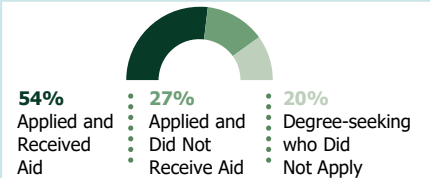
Unable to Meet College Expenses with Expected Resources



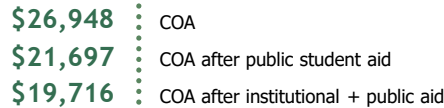
Students Receiving Financial Aid




Students Seeking Financial Aid



Average Cost of Attendance (COA)



COA Components



Average Debt Among Graduates



Loans fill the gap - **42%** of undergraduates have federal loans. Graduation rates rise with grants and fall with loans.

Longer Time to Completion Increases Cost

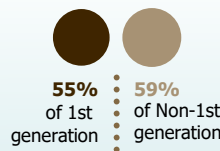
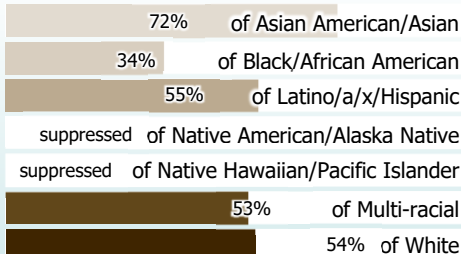


OUTCOMES

Credential-Seeking

56%
of 1st-time, full-time university freshmen complete a bachelor's degree within 6 years

Completion Rates



Retention Rate

80%

Students continuing after 1st year

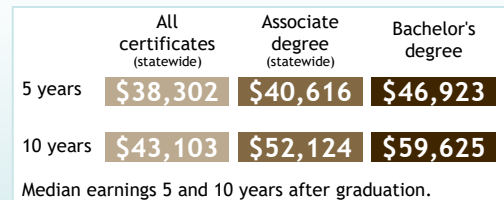
Bachelor's Completion Rate if continued to junior year

76% 1st-time Freshmen


63% Transfer Students

Graduation rates among all students have been increasing over time. However, rates can vary greatly for different groups.

Annual Earnings from Oregon Employment



Number of Students Completing



For institution snapshots, visit www.oregon.gov/highered/research/Pages/snapshots.aspx. See back of this document for data notes and definitions. Created by HECC Office of Research and Data in April 2018. Data in this version published 10/13/2022. Suggested citation: Oregon Higher Education Coordinating Commission. (2022). Statewide Higher Education Snapshots. Salem: Oregon.

