

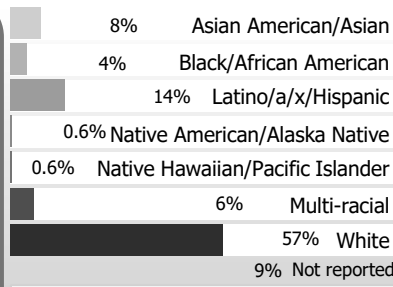
OREGON HIGHER EDUCATION COMMUNITY COLLEGES SNAPSHOT

ENROLLMENT



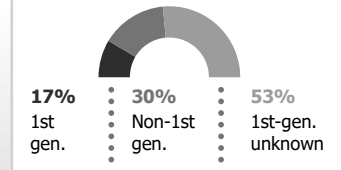
50,566
Total students

Race/Ethnicity




Students of color are increasingly represented on campuses. Currently, nearly **34%** of higher education students identify as students of color.

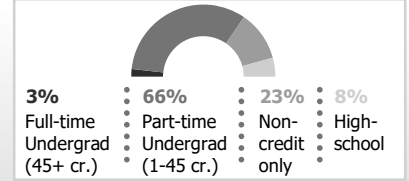
1st-Generation Status



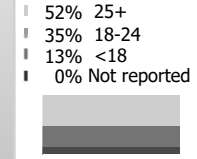
Primary Area of Instruction (most credits)



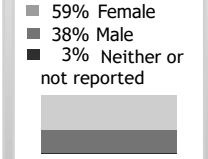
Enrollment Level



Age




Gender



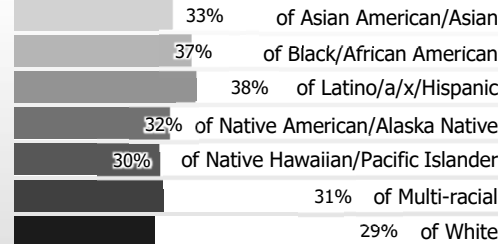
AFFORDABILITY

FAFSA filers

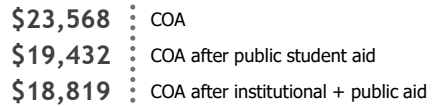


32%
of students were unable to meet expenses with expected resources: family contributions, student earnings, and grant aid.

Unable to Meet College Expenses with Expected Resources



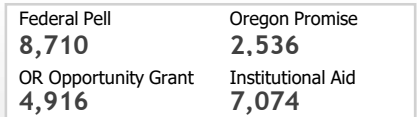
Average Cost of Attendance (COA)



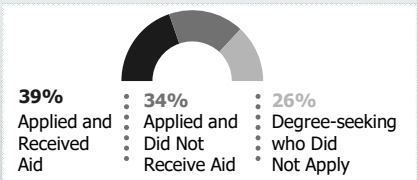
Longer Time to Completion Increases Cost



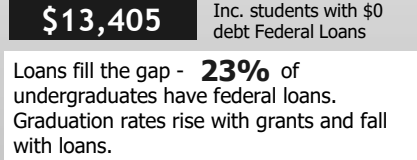
Students Receiving Financial Aid



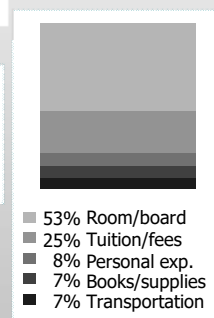
Students Seeking Financial Aid



Average Debt Among Graduates




COA Components



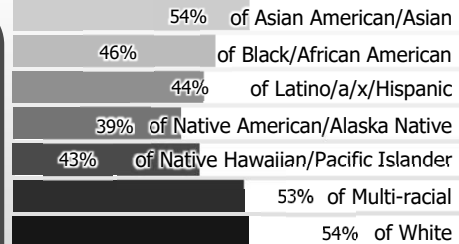
OUTCOMES

Credential-Seeking

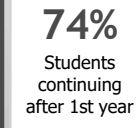


52%
of new community college students complete an associate degree or certificate, or transfer to a university within 4 years

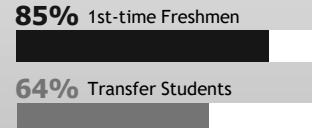
Completion Rates



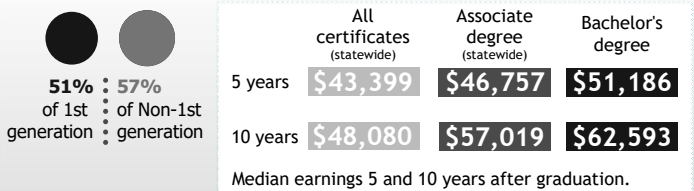
Retention Rate



Bachelor's Completion Rate if continued to junior year



Annual Earnings from Oregon Employment



Number of Students Transferring and Completing

