

# OREGON HIGHER EDUCATION COMMUNITY COLLEGES SNAPSHOT



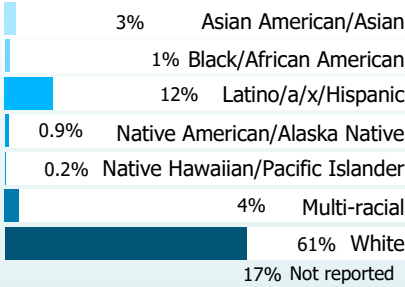
2021-22 Academic Year  
Linn-Benton Community College



## ENROLLMENT

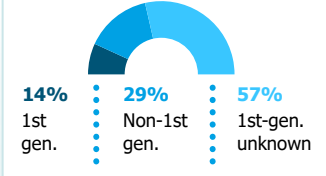
**12,046**  
Total students

### Race/Ethnicity

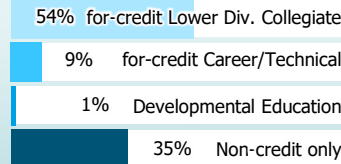


Students of color are increasingly represented on campuses. Currently, nearly **21%** of students identify as students of color.

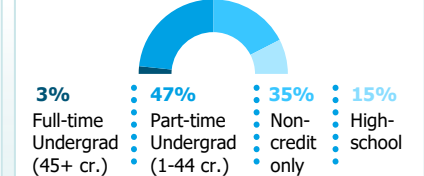
### 1st-Generation Status



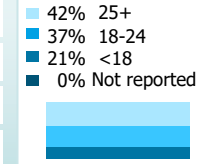
### Primary Area of Instruction (most credits)



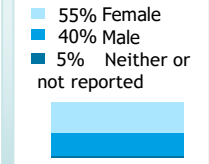
### Enrollment Level



### Age



### Gender

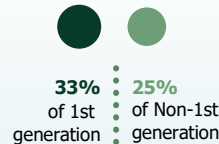
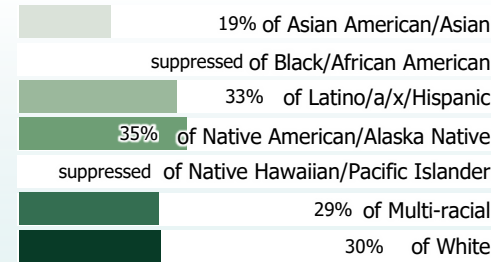


## AFFORDABILITY


FAFSA filers

**29%**  
of students were unable to meet expenses with expected resources: family contributions, student earnings, and grant aid

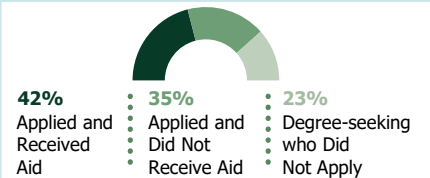
### Unable to Meet College Expenses with Expected Resources



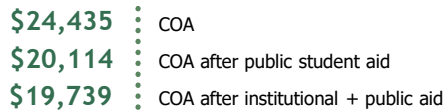
### Students Receiving Financial Aid



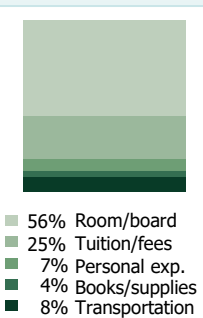
### Students Seeking Financial Aid



### Average Cost of Attendance (COA)



### COA Components



### Average Debt Among Graduates



Loans fill the gap - **34%** of undergraduates have federal loans. Graduation rates rise with grants and fall with loans.

### Longer Time to Completion Increases Cost

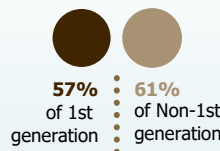
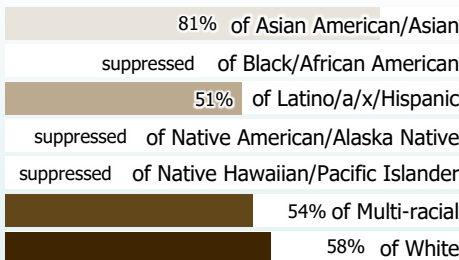


## OUTCOMES

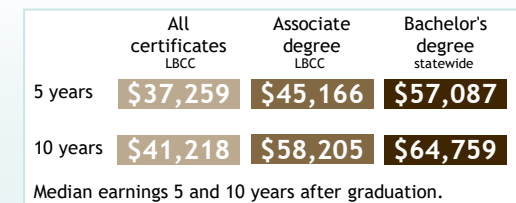
Credential-Seeking

**58%**  
of new community college students complete an associate degree or certificate or transfer to a university within 4 years

### Completion Rates



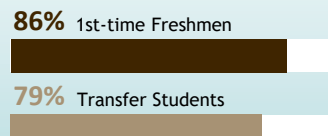
### Annual Earnings from Oregon Employment



### Retention Rate



### Bachelor's Completion Rate if continued to junior year



### Number of Students Transferring and Completing

