

OREGON HIGHER EDUCATION COMMUNITY COLLEGES SNAPSHOT



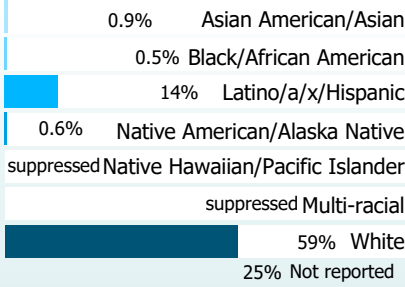
2021-22 Academic Year
Tillamook Bay Community College



ENROLLMENT

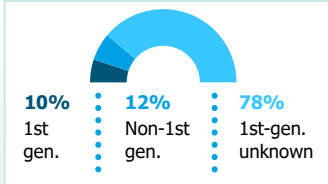
1,947
Total students

Race/Ethnicity

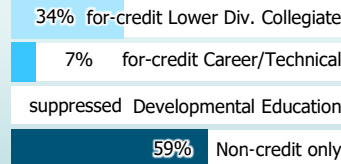


Students of color are increasingly represented on campuses. Currently, nearly **16%** of higher education students identify as students of color.

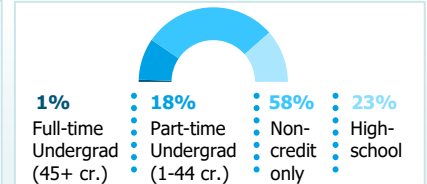
1st-Generation Status



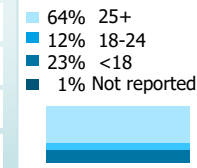
Primary Area of Instruction (most credits)



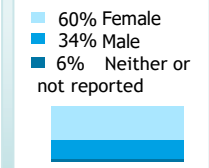
Enrollment Level



Age



Gender

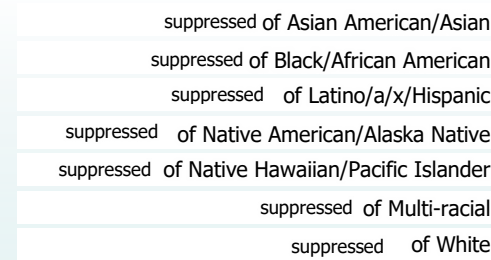


AFFORDABILITY

FAFSA filers

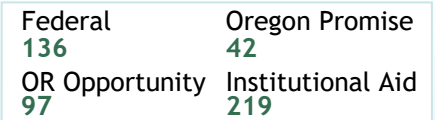
6%
of students were unable to meet expenses with expected resources: family contributions, student earnings, and grant aid

Unable to Meet College Expenses with Expected Resources

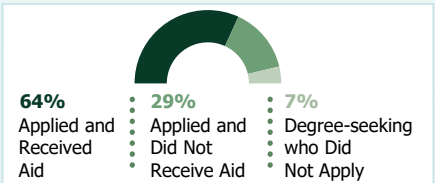


suppressed of 1st generation : suppressed of Non-1st generation

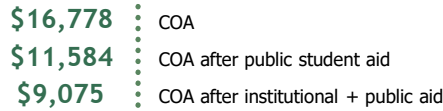
Students Receiving Financial Aid



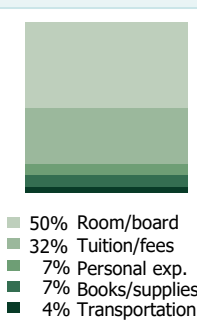
Students Seeking Financial Aid



Average Cost of Attendance (COA)



COA Components



Average Debt Among Graduates

suppressed Inc. students with \$0 debt Federal Loans
Loans fill the gap - **3%** of undergraduates have federal loans. Graduation rates rise with grants and fall with loans.

Longer Time to Completion Increases Cost

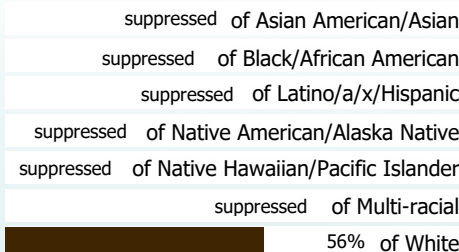


OUTCOMES

Credential-Seeking

52%
of new community college students complete an associate degree or certificate or transfer to a university within 4 years

Completion Rates



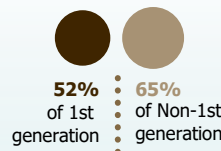
Retention Rate



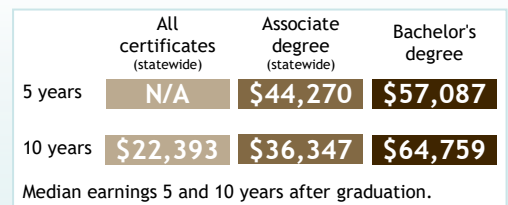
Bachelor's Completion Rate if continued to junior year

86% 1st-time Freshmen

suppressed Transfer Students



Annual Earnings from Oregon Employment



Number of Students Transferring and Completing

10 Total Transfers to Public Universities

suppressed with Associate degree : suppressed with no Associate degree

54 Associate degrees
0 Career Certificates

