

INSECT PEST QUARANTINE ALERT



Oregon
Department of Agriculture

Yard debris including grass clippings, plants with soil, and sod must be contained and delivered to a specific location to reduce the risk of spreading Japanese beetle in Oregon. Compost and transfer facilities **ARE NOT ALLOWED** to accept this yard debris from the quarantine.

WHAT DO I DO WITH YARD DEBRIS?

Small Loads:

Use yard debris curbside cart

Waste Management and Walker Garbage will remove all residential curbside yard debris and transport the contents directly to Hillsboro Landfill.

Large or Mixed Loads:

Must use the **FREE** drop-off site at

Northwest Landscape Services (NLS)
1800 NW Cornelius Pass Rd, Hillsboro
(503) 486-5154

Monday – Friday (fall/winter) 7am to 4:30 pm

Monday – Friday (spring/summer) 6am to 6 pm

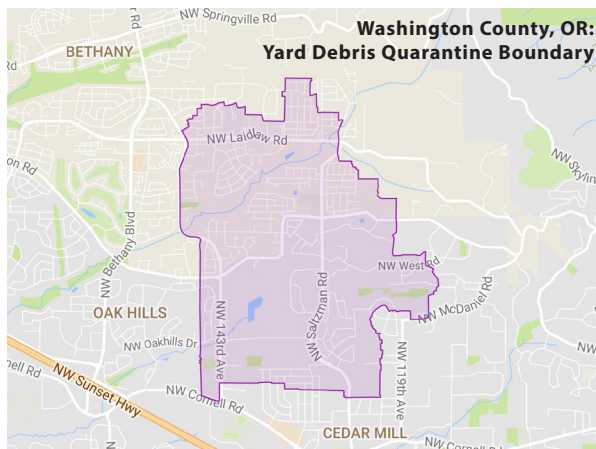
Saturday: by appointment only

Sunday: Closed



If possible, keep yard debris on-site or use a curbside bin. However, if yard debris must be removed from the property, landscapers and residents should bag and cover the load and take it directly to Northwest Landscape Services.

The drop-off site is FREE, and is only available to quarantine residents and their landscapers to dispose of yard debris.



Why is there an alert?

An infestation of Japanese beetle has been found in the Cedar Mill, Oak Hills, Bonny Slope, and Bethany areas of Washington County. The beetle is a destructive pest of ornamental plants, turfgrass, and many of Oregon's specialty crop industries.

The Oregon Department of Agriculture (ODA) plans to eradicate this pest through targeted treatment between 2017 and 2021. During this time, adult beetles and grubs can easily be moved in yard debris and soil which could potentially spread the pest to currently unaffected locations in the state. To prevent the spread of the beetle, ODA has established a yard debris quarantine in this area of Washington County.

If you are a resident in this area that uses a landscaping service, please contact ODA with the name and contact information of your provider so that they can be informed of the yard debris quarantine.

To find out if you are in the quarantine area, for more information, or to be added to our email list, please contact ODA at:
www.JapaneseBeetlePDX.info • Email: japanesebeetle@oda.state.or.us

Oregon Department of Agriculture • 635 Capitol St NE, Salem, OR 97301 • 1-800-525-0137 • revised May 2018

Japanese Beetle Quarantine

Frequently Asked Questions



Oregon
Department
of Agriculture

Answers provided by Oregon Department of Agriculture, Insect Pest Prevention & Management program.

What is yard debris?

Any material from your yard or site that could transfer a life stage of the beetle (e.g. egg, larva, adult). This includes soil associated with plants (for example: soil attached to roots, soil under grass or sod, soil in outdoor pots, or topsoil from lawns or planting beds), growing media, humus, compost, all plants with roots, grass or grass clippings, and bulbs and tubers of ornamental plants. Fill dirt and tree limbs are not included.

What is a quarantine? What are the consequences for not adhering to the quarantine?

A quarantine is established against the pest known as Japanese beetle (*Popillia japonica*) per Oregon Administrative Rule (OAR 603-052-0127). The Oregon Department of Agriculture has the authority to take action should non-compliance result in the spread of the Japanese beetle.

Visit www.JapaneseBeetlePDX.info for more FAQs

Why are we concerned with the movement of yard debris out of the treatment area?

This pest is destructive to ornamental plants, turfgrass, and many of Oregon's specialty crop industries. Japanese beetle is currently contained in Washington County and movement of any yard debris increases the risk of the beetle traveling to currently unaffected locations in the state.

What do I tell my landscaper to do with yard debris?

All yard debris that does not go in the curbside bin should be bagged or covered, and taken directly to the Japanese beetle yard debris drop off site at Northwest Landscape Services. Please see the front of this flyer for operating hours.

I live in the treatment area and would like to replace my sod or redo my landscaping. Where should my old sod or landscaping plants go?


Whenever possible leave landscaping material in place and postpone extensive landscaping activity until the end of the eradication project. If that is not an option, all material must be taken to Northwest Landscape Services.

HOW JAPANESE BEETLE IS MOVED

SEPTEMBER – MAY



JAPANESE BEETLE LARVAE CAN BE FOUND IN SOD, TOP SOIL, ON ROOTS, AND IN POTTED PLANTS

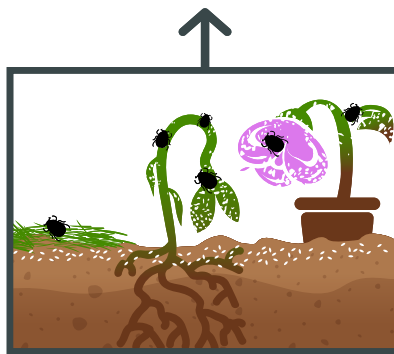


Japanese beetle larvae feed on roots of grasses, severely damaging the plants. Japanese beetle larvae overwinter 4" - 8" below the surface.

JUNE – AUGUST



ANY YARD DEBRIS CAN MOVE BEETLES AND EGGS



Adult Japanese beetles feed on leaves, buds, and flowers of many common garden and landscape plants. Adult females commonly lay their eggs in well watered lawns.

Summer is the riskiest time to move yard debris and spread Japanese beetle



actual size 1"



actual size 3/8"