



NAME OF SCHOOL DISTRICT

2000 Oregon Blvd. | Anytown, OR 97213
(503) 555-2000 | www.schools.hsd.k12.or.us/oregonhs

SUPERINTENDENT Dr. Jane Doe
GRADES SERVED K - 12

For more report card measures including those for specific schools visit www.oregonreportcard.com

FROM THE DISTRICT SUPERINTENDENT

Dear Parents and Community Members,

Lorem ipsum dolor sit amet, consectetur adipiscing elit. Vestibulum nec eros arcu, eget aliquam ante. Donec pretium lobortis consectetur. Quisque feugiat porttitor eros, ut auctor dui pretium nec. Cras volutpat sem vel enim venenatis porttitor. Duis ultrices dolor at justo dignissim tincidunt. Pellentesque eleifend lobortis turpis, in aliquet leo mattis sollicitudin.

Cras quis felis massa. Nunc nec odio justo, vel euismod urna. In sollicitudin, mi at vulputate iaculis, mauris enim mattis lorem, sed iaculis nunc tortor non nisl. Mauris ullamcorper, purus vitae adipiscing vehicula, lacus turpis lobortis nulla, lobortis rutrum ipsum nunc quis nisl. Maecenas pretium aliquam ligula ac cursus. Mauris sagittis sodales mollis. Sed vulputate tellus id lectus rhoncus ut cursus eros laoreet. Integer quis ligula tortor, interdum pharetra dolor. In hac habitasse platea dictumst. Sed vehicula viverra elit eget scelerisque.

Maecenas nec nulla arcu, sagittis semper tortor. Aenean velit velit, pellentesque ut volutpat et, vestibulum eu diam. Nullam quis posuere eros. Vivamus accumsan orci lectus, imperdiet sollicitudin ante. Maecenas porta cursus ligula sit amet viverra. Sed mattis est turpis. Pellentesque cursus, turpis at dictum ullamcorper, elit quam auctor eros, vitae dictum sem odio et ante. Praesent erat dui, tempus sed volutpat nec, luctus quis lorem.

Nullam massa nibh, molestie in dictum eu, viverra non massa. Integer diam sapien, ultricies at fermentum nec, ullamcorper a est. Donec quis risus diam. Maecenas ac dolor nisi. Curabitur non tellus sed tortor luctus dictum ut non libero. Phasellus semper ultrices ante non sagittis. Donec fringilla, lectus ac dictum interdum, nunc lectus elementum.

Thank you,

District Superintendent | Dr. Jane Doe



DISTRICT PROFILE

ENROLLMENT	Total enrollment	Change from previous year	Students attending 90% or more of enrolled days
Grades K - 3	X	+X%	X%
Grades 4 - 5	X	+X%	X%
Grades 6 - 8	X	+X%	X%
Grades 9 - 12	X	+X%	X%

STUDENT MOBILITY	2012 - 2013	Previous three years
Students transferring:		
Into district	X%	X%
Out of district	X%	X%

STUDENT WELLNESS POLICY

Lorem ipsum dolor sit amet, consectetur adipiscing elit. Sed sed tortor id magna tristique consequat. Sed rhoncus est ac felis bibendum tincidunt in at lectus. Mauris nec diam elit. Aenean in sem leo, et iaculis nisl. Pellentesque metus leo, tincidunt nec iaculis vel, lobortis at est. Morbi dolor tellus, vulputate ut bibendum a, elementum ac orci. Integer sit amet eros magna, eget bibendum dui. Curabitur scelerisque laoreet justo, sed fermentum risus mattis sit amet. Phasellus laoreet luctus mauris sed vulputate. Nulla elit nulla, malesuada quis congue non, auctor id mi. Donec id leo urna. Ut rutrum est ac nisl lobortis.

SELECT DEMOGRAPHICS	Grades K - 3	Grades 4 - 5	Grades 6 - 8	Grades 9 - 12
English language learners	X%	X%	X%	X%
Low income students	X%	X%	X%	X%
Students with disabilities	X%	X%	X%	X%
Number of different languages spoken	X	X	X	X

CLASS SIZE	Average class size	Change from previous year
Grades K - 3	X	+X
Self-contained classrooms for:		
English language learners	X	+X
Students with disabilities	X	+X
Grades 4 - 5	X	+X
Self-contained classrooms for:		
English language learners	X	+X
Students with disabilities	X	+X
Grades 6 - 8	X	+X
Self-contained classrooms for:		
English language learners	X	+X
Students with disabilities	X	+X
Grades 9 - 12	X	+X
Self-contained classrooms for:		
English language learners	X	+X
Students with disabilities	X	+X

TEACHER PROFICIENCY

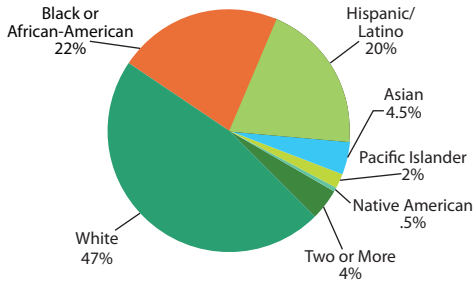
Percentage of highly qualified teachers (as defined by the federal government) X%

RACIAL EQUITY IN HIRING

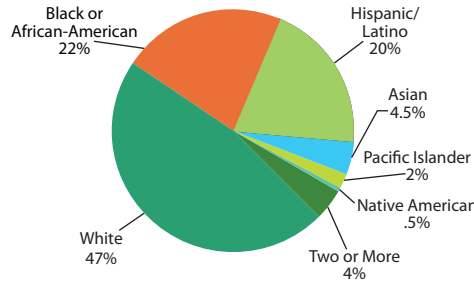
Districts with a student population of color of at least 15% and a minimum of 30 such students should include a statement re: its strategy for hiring teachers and administrators of color to better match its student demographics

DISTRICT PROFILE (CONTINUED)

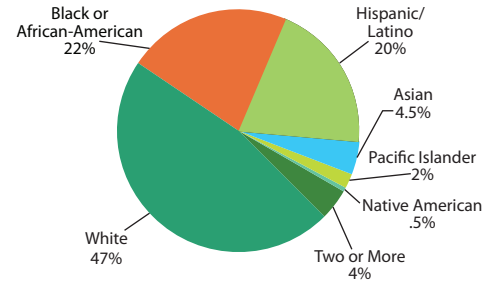
GRADES K - 3 STUDENTS



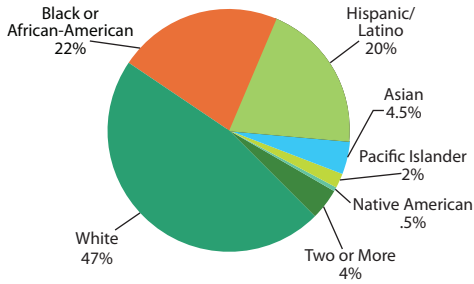
GRADES 4 - 5 STUDENTS



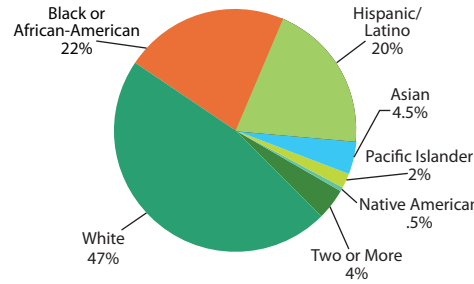
GRADES 6 - 8 STUDENTS



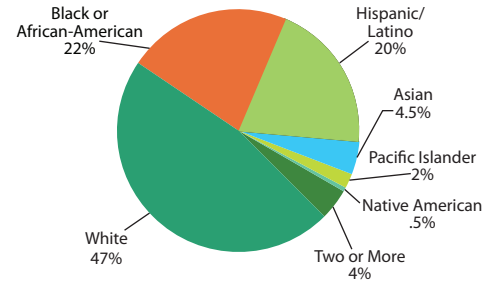
GRADES K - 3 STAFF



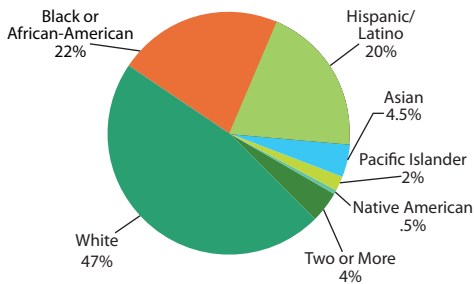
GRADES 4 - 5 STAFF



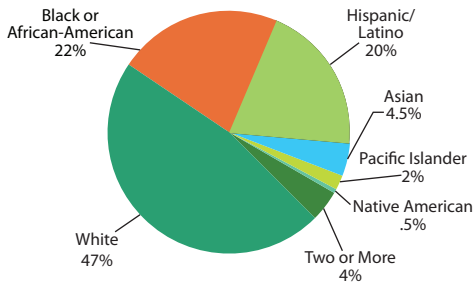
GRADES 6 - 8 STAFF



GRADES 9 - 12 STUDENTS



GRADES 9 - 12 STAFF



PER PUPIL SPENDING

	2013	2012	2011	2010	2009
District	\$X	\$X	\$X	\$X	\$X
State	\$X	\$X	\$X	\$X	\$X

Oregon's quality education model (QEM) suggests adequate per pupil funding should be \$X

FUNDING SOURCES

District funding derived from the following sources:

Non-profit foundations, parent and community groups	X%
Local taxes and fees	X%
State funds	X%
Federal funds	X%

SEISMIC SAFETY RATING

	Very High Risk	High Risk	Moderate Risk	Low Risk
Number of schools in district	X	X	X	X

For a more detailed report for each school, please visit:

www.oregongeology.com/sub/projects/rvs/county/county-sites.htm

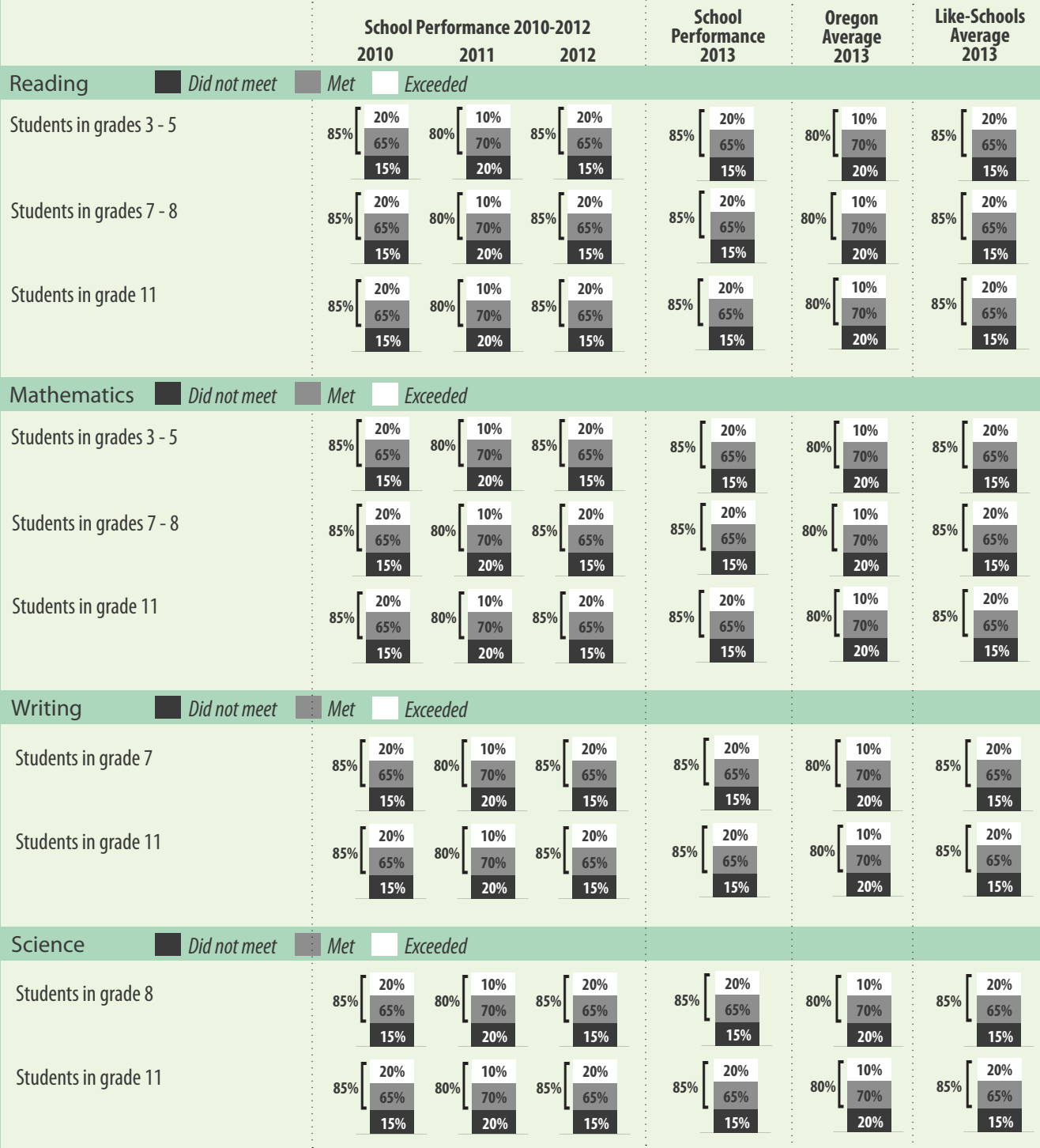
EXPULSIONS & SUSPENSIONS

	Expulsions	Suspensions
Only groups at this school with 10 or more students are represented to ensure confidentiality.		
District total	X	X
American Indian/Alaskan Native	X	X
Asian/Pacific Islander	X	X
Black/African-American	X	X
Hispanic/Latino	X	X
White (not of Hispanic origin)	X	X
Multi-racial/Multi-ethnic	X	X

PROGRESS ARE STUDENTS MAKING ADEQUATE GAINS OVER TIME?

SCHOOL PERFORMANCE Students in the district meeting or exceeding state standards on exams

Did at least 95% of students in this district take state exams? Yes No
Participation rate criteria are in place to ensure schools test as many eligible students as possible



Visit www.oregonreportcard.org for additional state exam results including those for specific schools and student groups



NAME OF SCHOOL DISTRICT

2000 Oregon Blvd. | Anytown, OR 97213
 (503) 555-2000 | www.schools.hsd.k12.or.us/oregonhs

SUPERINTENDENT Dr. Jane Doe
GRADES SERVED K - 12

For more report card measures including those for specific schools visit www.oregonreportcard.com

OUTCOMES WHAT ARE STUDENTS ACHIEVING IN HIGH SCHOOL?

		District Performance 2010-2012			District Performance 2013	Oregon Average 2013	Like-District Average 2013
		2010	2011	2012			
FRESHMEN ON TRACK	Freshmen on track to graduate within 4 years	90%	89%	93%	95%	95%	92%
GRADUATION RATE	Students graduating with a standard, modified or extended diploma within 4 years						
	Overall graduation rate	89%	86%	94%	90%	90%	88%
	Students who attended high school in this district all 4 years	87%	91%	90%	95%	95%	92%
	Students who attended high school in this and other districts	90%	89%	93%	92%	94%	95%
	<i>Visit www.oregonreportcard.org for graduation rates for specific student groups</i>						
COMPLETION RATE	Students completing high school with a standard, modified or extended diploma, certificate or GED within 5 years						
	Overall completion rate	95%	97%	97%	97%	98%	96%
DROPOUT RATE	Students who dropped out without enrolling in an alternative program						
	Overall dropout rate	5%	8%	7%	3%	6%	2%
CONTINUING EDUCATION	Students preparing to further their education						
	Students taking SAT or ACT	89%	86%	94%	80%	90%	83%
	Students who enrolled in a community college or four-year school within 16 months of graduation	87%	91%	90%	75%	80%	79%

STUDENT GROUP OUTCOMES

Key outcomes for key student groups in this district compared to the same groups statewide

Only groups at this school with 10 or more students are represented to ensure confidentiality.

	District Performance 2013	Oregon Average	District Compared to OR Average	District Performance 2013	Oregon Average	District Compared to OR Average	District Performance 2013	Oregon Average	District Compared to OR Average
English language learners (ELL)				American Indian/Alaskan native			Multi-racial/Multi-ethnic		
On Track	95%	95%	--	On Track	95%	95%	On Track	95%	95%
Graduation	90%	85%	+5%	Graduation	90%	85%	Graduation	90%	85%
Completion	97%	98%	-1%	Completion	97%	98%	Completion	97%	98%
Dropout	3%	6%	-3%	Dropout	3%	6%	Dropout	3%	6%
Low income students				Asian/Pacific Islander			Females		
On Track	95%	95%	--	On Track	95%	95%	On Track	95%	95%
Graduation	90%	85%	+5%	Graduation	90%	85%	Graduation	90%	85%
Completion	97%	98%	-1%	Completion	97%	98%	Completion	97%	98%
Dropout	3%	6%	-3%	Dropout	3%	6%	Dropout	3%	6%
Students with disabilities				Black/African-American			Males		
On Track	95%	95%	--	On Track	95%	95%	On Track	95%	95%
Graduation	90%	85%	+5%	Graduation	90%	85%	Graduation	90%	85%
Completion	97%	98%	-1%	Completion	97%	98%	Completion	97%	98%
Dropout	3%	6%	-3%	Dropout	3%	6%	Dropout	3%	6%
Migrant students				Hispanic/Latino					
On Track	95%	95%	--	On Track	95%	95%			
Graduation	90%	85%	+5%	Graduation	90%	85%			
Completion	97%	98%	-1%	Completion	97%	98%			
Dropout	3%	6%	-3%	Dropout	3%	6%			
Talented and Gifted (TAG) students				White (not of Hispanic origin)					
On Track	95%	95%	--	On Track	95%	95%			
Graduation	90%	85%	+5%	Graduation	90%	85%			
Completion	97%	98%	-1%	Completion	97%	98%			
Dropout	3%	6%	-3%	Dropout	3%	6%			



NAME OF SCHOOL DISTRICT

2000 Oregon Blvd. | Anytown, OR 97213
(503) 555-2000 | www.schools.hsd.k12.or.us/oregonhs

SUPERINTENDENT Dr. Jane Doe
GRADES SERVED K - 12

For more report card measures including those for specific schools visit www.oregonreportcard.com

CURRICULUM & LEARNING ENVIRONMENT What is this district doing to improve student learning and to prepare students for the future?

SCHOOL READINESS

Elementary Schools

Students entering Kindergarten ready to learn: 91%

Counseling for emotional, academic and behavioral issues

City Clinic, a private non-profit, has partnered with this district to provide free or reduced-cost health services

Schools meet the national standard of 150 minutes/week of physical education (PE) for students in grades K - 5 the entire school year

Bullying and harassment prevention program

Universal/daily breakfast program

School-based health clinic

Middle Schools

Students who rate their physical & emotional health very good/excellent: 78%

Students who rate this school as very safe: 89%

Schools do not meet/meet the state standard of 225 minutes/week for students in grades 6-8 the entire school year

Counseling for emotional, academic and behavioral issues is available at all schools

City Clinic, a private non-profit, has partnered with this district to provide free or reduced-cost health services

Bullying and harassment prevention program is available at Anytown Middle School

Universal/daily breakfast program is available at all schools

School-based health clinic is available at Anytown Middle School

High Schools

Students who rate their physical & emotional health very good/excellent: 78%

Students who rate this school as very safe: 89%

Teen parent program

Counseling for emotional, academic and behavioral issues

City Clinic, a private non-profit, has partnered with this school to provide free or reduced-cost health services

School meets the national standard of 225 minutes/week of physical education (PE) for each enrolled student

Bullying and harassment prevention program

Peer conflict mediation program

Universal/daily breakfast program

School-based health clinic

ACADEMIC SUPPORT

Elementary Schools

Bilingual/ESL model program: support based on language proficiency level and grade level

Special education program: support for students with qualified learning disabilities

The Parent-Teacher Association (PTA) funded two teacher's aide positions

Middle Schools

Peer tutoring program is available at all schools

Bilingual/ESL model program: support based on language proficiency level and grade level

Special education program: support for students with qualified learning disabilities

Murtagh Center, a private non-profit, has partnered with this district to provide on-campus afterschool homework assistance

The Parent-Teacher Association (PTA) funded two teacher's aide positions at Anytown Middle School

High Schools

Academic Foundations: limited enrollment 9th grade class designed to bolster study habits, enhance basic skills and improve organization

Peer tutoring program

Bilingual/ESL model program: support based on language proficiency level and grade level

Special education program: support for students with qualified learning disabilities

Murtagh Center, a private non-profit, has partnered with this school to provide on-campus afterschool homework assistance

The Parent-Teacher Association (PTA) funded two teacher's aide positions at Anytown High School

ACADEMIC ENRICHMENT

Elementary Schools

Talented & gifted (TAG) program

Spanish immersion program

Middle Schools

WORLD LANGUAGE COURSES

Spanish, French, German, Japanese

Students enrolled in at least 1 course: 65%

College-bound students are expected to complete 2 years of a world language, or demonstrate proficiency by exam

SPECIAL PROGRAMS

Talented & gifted (TAG) program is available at all schools

Spanish immersion program is available at Anytown Middle School

High Schools

WORLD LANGUAGE COURSES

Spanish, French, German, Japanese

Students enrolled in at least 1 course: 65%

College-bound students are expected to complete 2 years of a world language, or demonstrate proficiency by exam

HONORS & DUAL-ENROLLMENT COURSES

Advanced placement (AP) courses: 2 English, 2 math, 4 social studies, 3 science, 6 music/arts

International Baccalaureate (IB) program

Dual-enrollment courses for college credit: 2 math, 2 career & technical education, 2 science

Students enrolled in at least one honors course: 16%

Students enrolled in at least one dual-enrollment course: 16%

Students who earned college credit through AP/IB exams or dual-enrollment course: 37%

SPECIAL PROGRAMS

Talented & gifted (TAG) program

Spanish immersion program



NAME OF SCHOOL DISTRICT

2000 Oregon Blvd. | Anytown, OR 97213
 (503) 555-2000 | www.schools.hsd.k12.or.us/oregonhs

SUPERINTENDENT Dr. Jane Doe
GRADES SERVED K - 12

For more report card measures including those for specific schools visit www.oregonreportcard.com

CURRICULUM & LEARNING ENVIRONMENT (CONTINUED)

CAREER & TECHNICAL EDUCATION	Middle Schools	High Schools	
	Industrial arts Marketing Family & consumer science Graphic communications	Business education Marketing Family & consumer science Graphic communications Computer-aided design/computer-aided manufacturing (CAD/CAM) The Chamber of Commerce has partnered with this district to provide job shadow opportunities; all students are required to complete a job shadow to graduate	
EXTRACURRICULAR ACTIVITIES	Elementary Schools	Middle Schools	High Schools
	Interscholastic sports: 14 Theatrical shows: 2 Students participating in at least 1 extracurricular activity: 42% Childcare Winter arts & crafts Family Write Night Parenting & life skills classes	Interscholastic sports: 14 Theatrical shows: 2 Students participating in at least 1 extracurricular activity: 42%	Interscholastic sports: 14 Academic clubs: 12 Service clubs: 4 Theatrical shows: 2 Students participating in at least 1 extracurricular activity: 42%

FEDERAL TITLE 1 DESIGNATION

Title 1 is the largest federal education-funding program. It provides funding for high poverty schools to help students who are behind academically or at risk of falling behind. Only schools that qualify for Title 1 funds receive a designation.

	Priority	Focus	Model	
Number of Elementary Schools	X	X	X	<p>Priority schools are high poverty schools that were ranked in the bottom 5% of Title 1 schools in the state based on Oregon's rating formula. These schools generally have very low achievement and test score improvements over time, and need additional supports and interventions to make improvements.</p> <p>Focus schools are high poverty schools that were ranked in the bottom 15% of Title 1 schools in the state based on Oregon's rating formula. These schools need additional support in closing the achievement gap among historically underserved student populations.</p> <p>Model schools are high poverty schools that were ranked in the top 5% of Title 1 schools in the state based on Oregon's rating formula. These schools serve as models of successful student outcomes and will help other schools make improvements.</p>
Number of Middle Schools	X	X	X	
Number of High Schools	X	X	X	