

2021–23

Governor's Budget

Section 1

**Oregon Department of Human Services
2021-23 Governor's Budget
Table of Contents**

Section 1:

<https://www.oregon.gov/dhs/ABOUTDHS/DHSBUDGET/20212023Budget/ODHS-2021-2023-Governor-Budget-Section1.pdf>

Table of Contents

Introduction

Certification

Legislative Actions

Budget Reports

Agency Summary

ODHS Narrative

ODHS Budget Summary

Program Prioritization

Reduction Option

Organization Chart

ORBITS Reports

Revenues

ODHS Revenue

Infrastructure

Central & Shared Services/

State Assessments & Enterprise-wide Costs

Narrative

Program Unit Forms

Budget Summary

Revenue

ORBITS Report

CERTIFICATION

I hereby certify that the accompanying summary and detailed statements are true and correct to the best of my knowledge and belief and that the accuracy of all numerical information has been verified.

Oregon Department of Human Services

500 Summer Street NE
Salem, OR 97301

AGENCY NAME

AGENCY ADDRESS



Director

SIGNATURE

TITLE

Notice: Requests of agencies headed by a board or commission must be approved by official action of those bodies and signed by the board or commission chairperson. The requests of other agencies must be approved and signed by the agency director or administrator.

_____ Agency Request

_____ XXX _____ Governor's Budget

_____ Legislatively Adopted

FISCAL IMPACT OF PROPOSED LEGISLATION

Measure: SB 491 - A

80th Oregon Legislative Assembly – 2019 Regular Session
Legislative Fiscal Office

*Only Impacts on Original or Engrossed
Versions are Considered Official*

Prepared by: Kim To
Reviewed by: Laurie Byerly, Michelle Deister
Date: March 27, 2019

Measure Description:

Transfers from Department of Human Services to Oregon Community Foundation responsibility for administering Fairview housing trust.

Government Unit(s) Affected:

Department of Human Services (DHS), Housing and Community Services Department (HCSD)

Summary of Fiscal Impact:

Costs related to this measure requires budgetary action for the allocation of General Fund resources - See analysis.

Analysis:

SB 491 make changes to statutes related to community housing, requiring:

- The unexpended and unobligated balance of moneys in the Community Housing Trust Account, on January 1, 2020, be transferred to the Oregon Community Foundation to develop community housing to provide care to individuals with intellectual and other developmental disabilities. This change also removes the statutory requirement that at least 95% of the account’s principal balance be retained in perpetuity.
- The Oregon Community Foundation to report annually to the Department of Human Services (DHS) regarding the balance and expenditures of this account. If DHS finds any unauthorized expenditures, the foundation must reimburse DHS the amount of the unauthorized expenditure. DHS is directed to deposit these payments to the Developmental Disabilities Community Housing Fund.
- The Oregon Council on Developmental Disabilities to appoint an advisory committee to consult the Oregon Community Foundation. The advisory committee must include individuals from support services brokerages, community developmental disability programs, the Housing and Community Services Department (HCSD), and community-based residential providers.

In addition, the bill repeals obsolete statutes relating the sale of real property owned by the DHS and used as a state training center.

The fiscal impact of the bill related to the transfer of the Community Housing Trust Account balance requires eliminating the fund balance (budgetary resource) from the DHS budget for the 2019-21 biennium. While the Legislature has not yet adopted the agency’s budget for next biennium, the 2019-21 Governor’s budget does propose using \$6 million of the projected \$6.3 million fund balance on a one-time basis to fund services in the Intellectual and Developmental Disabilities program; this action also requires a statutory change. Review of this bill by the Joint Committee on Ways and Means is needed to ensure its impact is correctly reflected in the agency’s 2019-21 legislatively adopted budget.

The fiscal impact of this bill related to other requirements affecting DHS and HCSD is anticipated to be minimal. HCSD will use existing staff and resources to participate on the advisory committee. DHS will use existing staff and resources to transfer the balance of moneys in the Community Housing Trust Account to the Oregon Community Foundation and review expenditures for statutory compliance.

Note that the Oregon Community Foundation is a nonprofit entity whose budget is not subject to Executive Branch review, or approval or modification by the Legislative Assembly.

SB 669 A BUDGET REPORT and MEASURE SUMMARY

Carrier: Sen. Monnes Anderson

Joint Committee On Ways and Means

Action Date: 06/18/19

Action: Do pass with amendments. (Printed A-Eng.)

Senate Vote

Yeas: 10 - Beyer, Frederick, Girod, Hansell, Heard, Johnson, Manning Jr, Roblan, Steiner Hayward, Wagner

Nays: 1 - Thomsen

Exc: 1 - Baertschiger Jr

House Vote

Yeas: 9 - Gomberg, Holvey, McLain, McLane, Nosse, Piluso, Rayfield, Smith G, Stark

Prepared By: Kate Nass, Department of Administrative Services

Reviewed By: Tom MacDonald, Legislative Fiscal Office

Oregon Health Authority

2019-21

Department of Human Services

2019-21

Budget Summary*

	2017-19 Legislatively Approved Budget ⁽¹⁾	2019-21 Current Service Level	2019-21 Committee Recommendation	Committee Change from 2017-19 Leg. Approved	
				\$ Change	% Change
Oregon Health Authority					
General Fund	\$ -	\$ -	\$ 399,587	\$ 399,587	100.0%
Total	\$ -	\$ -	\$ 399,587	\$ 399,587	100.0%
Department of Human Services					
General Fund	\$ -	\$ -	\$ 125,000	\$ 125,000	100.0%
Federal Funds	\$ -	\$ -	\$ 125,000	\$ 125,000	100.0%
Total	\$ -	\$ -	\$ 250,000	\$ 250,000	100.0%

⁽¹⁾ Includes adjustments through December 2018

* Excludes Capital Construction expenditures

Position Summary

Oregon Health Authority

Authorized Positions	0	0	4	4
Full-time Equivalent (FTE) positions	0.00	0.00	1.64	1.64

Summary of Revenue Changes

Senate Bill 669 appropriates \$399,587 General Fund to the Oregon Health Authority (OHA) to establish training requirements for individuals who provide in-home care services and to conduct increased on-site inspections of licensed in-home care agencies. The bill also appropriates \$125,000 General Fund and increases Federal Funds expenditure limitation by \$125,000 to the Department of Human Services (DHS) to develop recommendations to assess and monitor home care services. In total, Senate Bill 669 appropriates \$524,587 General Fund between the two agencies for the 2019-21 biennium.

Summary of Capital Construction Subcommittee Action

Senate Bill 669 directs the Oregon Health Authority to establish by rule training requirements that must be met before an individual may provide in-home care services. The training standards must require a minimum number of hours of orientation and assessment of competency before a home care worker or personal support worker is permitted to provide home care services to a client. The minimum number of hours may be greater for home care workers who will be providing enhanced care and services, such as medication management. The bill also changes

the time between on-site inspections conducted by OHA of licensed in-home care agencies from three years to two years and authorizes OHA to impose a civil penalty and deny, suspend, or revoke the license of any in-home care agency for failure to comply with training requirements and employment or wage laws.

The bill requires DHS to develop recommendations for methods to assess and monitor home care services provided by home care workers. The recommendations may include electronic monitoring and on-site assessment and monitoring of home care workers providing care in their clients' homes. DHS must report its recommendation to the Legislature by February 1, 2021.

Oregon Health Authority

Senate Bill 669 appropriates \$399,587 General Fund to the Oregon Health Authority and establishes four positions (1.64 FTE) for the 2019-21 biennium. The funding supports one Operations and Policy Analyst 3, two Client Care Surveyors, and one Administrative Specialist 1 to support the need of increased on-site inspections of licensed in-home care agencies, as well as increased costs for Department of Justice consultation and representation related to additional enforcement issues.

Department of Human Services

Senate Bill 669 appropriates \$125,000 General Fund and increases Federal Funds expenditure limitation by \$125,000 to the Department of Human Services to cover costs of contracting with an external vendor to develop recommendations for methods to assess and monitor home care services, which may include electronic monitoring and on-site assessments, as required by the bill.

DETAIL OF JOINT COMMITTEE ON WAYS AND MEANS ACTION

Oregon Health Authority and Department of Human Services
 Kate Nass - 503-378-5442

DESCRIPTION	GENERAL FUND	LOTTERY FUNDS	OTHER FUNDS		FEDERAL FUNDS		TOTAL ALL FUNDS	POS	FTE
			LIMITED	NONLIMITED	LIMITED	NONLIMITED			
<u>SUBCOMMITTEE RECOMMENDATION</u>									
Oregon Health Authority									
SCR 030-05 - Public Health Programs									
Personal Services	\$ 283,366	\$ -	\$ -	\$ -	\$ -	\$ -	\$ 283,366	4	1.64
Services and Supplies	\$ 116,221	\$ -	\$ -	\$ -	\$ -	\$ -	\$ 116,221		
Department of Human Services									
SCR 060-08 - Aging and People with Disabilities									
Services and Supplies	\$ 125,000	\$ -	\$ -	\$ -	\$ 125,000	\$ -	\$ 250,000		
TOTAL ADJUSTMENTS	\$ 524,587	\$ -	\$ -	\$ -	\$ 125,000	\$ -	\$ 649,587	4	1.64
SUBCOMMITTEE RECOMMENDATION	\$ 524,587	\$ -	\$ -	\$ -	\$ 125,000	\$ -	\$ 649,587	4	1.64

SB 155 B BUDGET REPORT and MEASURE SUMMARY

Carrier: Sen. Roblan, Sen. Gelser

Joint Committee On Ways and Means

Action Date: 06/14/19

Action: Do pass with amendments to the A-Eng bill. (Printed B-Eng.)

Senate Vote

Yeas: 11 - Beyer, Frederick, Girod, Hansell, Heard, Johnson, Manning Jr, Roblan, Steiner Hayward, Thomsen, Wagner

Exc: 1 - Baertschiger Jr

House Vote

Yeas: 9 - Gomberg, Holvey, McLain, McLane, Nosse, Piluso, Rayfield, Smith G, Stark

Prepared By: Lisa Pearson and Cathy Connolly, Department of Administrative Services

Reviewed By: Tim Walker, Legislative Fiscal Office

Department of Human Services

2019-21

Teacher Standards and Practices Commission

2019-21

Department of Education

2019-21

Budget Summary*

	2017-19 Legislatively Approved Budget ⁽¹⁾	2019-21 Current Service Level	2019-21 Committee Recommendation	Committee Change from 2017-19 Leg. Approved	
				\$ Change	% Change
Department of Human Services					
General Fund	\$ -	\$ -	\$ 2,460,895	\$ 2,460,895	100.0%
Other Funds	\$ -	\$ -	\$ 820,749	\$ 820,749	100.0%
Federal Funds	\$ -	\$ -	\$ 392,329	\$ 392,329	100.0%
Total	\$ -	\$ -	\$ 3,673,973	\$ 3,673,973	100.0%
Teacher Standards and Practices					
Other Funds Limited	\$ -	\$ -	\$ 525,000	\$ 525,000	100.0%
Total	\$ -	\$ -	\$ 525,000	\$ 525,000	100.0%
Department of Education					
General Fund	\$ -	\$ -	\$ 1,621,607	\$ 1,621,607	100.0%
Total	\$ -	\$ -	\$ 1,621,607	\$ 1,621,607	100.0%

⁽¹⁾ Includes adjustments through December 2018

* Excludes Capital Construction expenditures

Position Summary

Department of Human Services					
Authorized Positions	0	0	13	13	
Full-time Equivalent (FTE) positions	0.00	0.00	9.75	9.75	
Teacher Standards and Practices					
Authorized Positions	0	0	3	3	
Full-time Equivalent (FTE) positions	0.00	0.00	2.25	2.25	
Department of Education					
Authorized Positions	0	0	6	6	
Full-time Equivalent (FTE) positions	0.00	0.00	4.22	4.22	

Summary of Revenue Changes

Senate Bill appropriates \$2,460,895 General Fund to the Department of Human Services (DHS). The bill also provides Other Funds and Federal Funds expenditure limitation, which will be supported by existing funding sources. The Teacher Standards and Practices Commission (TSPC) is expected to increase fees to fund three investigator positions. Senate Bill 155 also provides a \$1,621,607 General Fund appropriation to the Oregon Department of Education (ODE).

Summary of Education Subcommittee Action

Senate Bill 155 clarifies and expands sexual misconduct reporting requirements in schools. It appropriates a total of \$4.1 million General Fund between DHS and ODE. It also increases Other Funds expenditure limitation by a total of \$1.3 million between DHS and TSPC, and provides \$0.4 million Federal Funds expenditure limitation to DHS. Additionally, Senate Bill 155 provides a total of 22 positions among the three agencies to meet the investigatory and oversight functions required by the bill. The bill brings Oregon law into compliance with the Every Student Succeeds Act (2014). Mandatory reporters will contact DHS, who will refer the reports to law enforcement if a criminal act may have occurred. DHS will investigate regardless of criminality and will refer cases and files to the ODE for non-licensed school employees, volunteers, and contractors and to TSPC for licensed employees.

Department of Human Services

Senate Bill 155 requires DHS to conduct an investigation upon receipt of a report of abuse involving a child and a person who is a school employee, contractor, agent, or volunteer. DHS must notify TSPC and ODE within three business day of the report. The bill also defines how to make reports on all incidents of suspected abuse or sexual conduct.

The Office of Training, Investigations and Safety (OTIS) in the Shared Services Division will be responsible for investigations of reports of abuse occurring in a school setting and this will require three permanent Investigator 3 positions (2.25 FTE) to screen referrals and then investigate referrals as needed, one permanent Administrative Specialist 1 position (0.75 FTE), a permanent Compliance Specialist 2 (0.75 FTE) and one permanent Principal Executive Manager (PEM) C (0.75 FTE) manager for the unit.

In the Child Welfare Division, this new responsibility will require seven permanent Social Service Specialist 1 positions (5.25 FTE) to address the workload associated with screening and providing services required in the bill. This includes receiving and documenting reports, assigning the reports to workers, and workers conducting assessments on those additional reports. In addition, there will need to be initial and ongoing training, rule writing, and child welfare procedure written. This includes learning changes to OR-KIDS, current practice and procedure for screeners, child protective workers, supervisors, consultants, and office staff, as well as increased founded disposition review and Department of Justice consultation.

Senate Bill 155 requires changes to the OR-KIDS system, which is used to capture initial report of child abuse. The Centralized Abuse Management (CAM) system, which is used to meet the requirement of the OTIS staff, will also need to be updated to include a new type of abuse report and implemented in schools across Oregon.

Teacher Standards and Practices

Senate Bill 155 removes the requirement a school district must complete an investigation of complaints against licensed personnel, resulting in increased work for TSPC. To meet the additional demand and complete the investigations within 90 days, the bill provides expenditure limitation for three permanent investigator positions (2.25 FTE). The positions include two Investigator 2 positions and one Investigator 3 position, who will begin work in January 2020. The expenditure limitation includes Services and Supplies to support the positions and to contract with the Department of Justice for enforcing subpoenas.

Department of Education

Senate Bill 155 provides six permanent positions (4.22 FTE) to develop policies and processes for investigations, final orders, recommendations to licensing agencies and appeals, and developing and managing a contract for investigators. Beginning July 2019, one Program Analyst 2 position will create the required training for education providers, the four state-sponsored charters, the Youth Corrections Education Program, and the Oregon School for the Deaf. Also, an Information System Specialist 7 will start work on July 1, 2019 to obtain and install a database system, which will be used to track ongoing and completed investigations. This system is needed because education providers must conduct additional background checks before hiring new employees and providers must ask ODE if a non-licensed job candidate is the subject of an ongoing investigation or has been investigated previously with confirmed allegations. Two Operations and Policy Analyst 4 positions will start work in September 2019 and will initially develop policies and processes; once this initial work is complete they will lead investigations, write final orders, and ensure investigations are complete with 90 days. They will also communicate with TSPC, school districts, law enforcement, and will present cases to the Office of Administrative Hearings along with preparing and delivering reports to the State School Board and the Legislature. They will also help train the four state-sponsored charters, the Youth Corrections Education Program, and the Oregon School for the Deaf. An Operations and Policy Analyst 3 will start in January 2020 to oversee investigations and write final orders, while an Administrative Specialist 2 will begin work in June 2020 to manage the complaint intake process, prepare all paperwork, track investigator contracts, and perform background checks.

DETAIL OF JOINT COMMITTEE ON WAYS AND MEANS ACTION

Department of Human Services, Teacher Standards and Practices, Department of Education
 Cathy Connolly -- 503-373-0083, Lisa Pearson -- 503-373-7501

DESCRIPTION	GENERAL FUND	LOTTERY FUNDS	OTHER FUNDS		FEDERAL FUNDS		TOTAL ALL FUNDS	POS	FTE
			LIMITED	NONLIMITED	LIMITED	NONLIMITED			
<u>SUBCOMMITTEE RECOMMENDATION</u>									
<u>Department of Human Services</u>									
SCR 010-45 - Shared Services									
Personal Services	\$ -	\$ -	\$ 759,699	\$ -	\$ -	\$ -	\$ 759,699	6	4.50
Services and Supplies	\$ -	\$ -	\$ 61,050	\$ -	\$ -	\$ -	\$ 61,050		
SCR 010-50 - SAEC									
Personal Services	\$ 2,888	\$ -	\$ -	\$ -	\$ -	\$ -	\$ 2,888	0	0.00
Services and Supplies	\$ 521,143	\$ -	\$ -	\$ -	\$ 392,329	\$ -	\$ 913,472		
Special Payments	\$ 820,749	\$ -	\$ -	\$ -	\$ -	\$ -	\$ 820,749		
SCR 060-06 - Child Welfare Prog Delivery & Design									
Personal Services	\$ 828,506	\$ -	\$ -	\$ -	\$ -	\$ -	\$ 828,506	7	5.25
Services and Supplies	\$ 287,609	\$ -	\$ -	\$ -	\$ -	\$ -	\$ 287,609		
<u>Teacher Standards and Practices</u>									
SCR 001 - General Program									
Personal Services	\$ -	\$ -	\$ 437,655	\$ -	\$ -	\$ -	\$ 437,655	3	2.25
Services and Supplies (Professional Services)	\$ -	\$ -	\$ 87,345	\$ -	\$ -	\$ -	\$ 87,345		
<u>Department of Education</u>									
SCR 100 - Operations									
Personal Services	\$ 818,074	\$ -	\$ -	\$ -	\$ -	\$ -	\$ 818,074	6	4.22
Services and Supplies (Professional Services)	\$ 703,533	\$ -	\$ -	\$ -	\$ -	\$ -	\$ 703,533		
Capital Outlay	\$ 100,000	\$ -	\$ -	\$ -	\$ -	\$ -	\$ 100,000		
TOTAL ADJUSTMENTS	\$ 4,082,502	\$ -	\$ 1,345,749	\$ -	\$ 392,329	\$ -	\$ 5,820,580	22	16.22
SUBCOMMITTEE RECOMMENDATION	\$ 4,082,502	\$ -	\$ 1,345,749	\$ -	\$ 392,329	\$ -	\$ 5,820,580	22	16.22

HB 2508 B BUDGET REPORT and MEASURE SUMMARY

Carrier: Sen. Manning Jr

Joint Committee On Ways and Means

Action Date: 06/18/19

Action: Do pass the B-Eng bill.

Senate Vote

Yeas: 12 - Baertschiger Jr, Beyer, Frederick, Girod, Hansell, Heard, Johnson, Manning Jr, Roblan, Steiner Hayward, Thomsen, Wagner

House Vote

Yeas: 9 - Gomberg, Holvey, McLain, McLane, Nosse, Piluso, Rayfield, Smith G, Stark

Prepared By: Cathleen Connolly, Department of Administrative Services

Reviewed By: Kim To, Legislative Fiscal Office

**Department of Human Services
2019-21**

Budget Summary

	2017-19 Legislatively Approved Budget	2019-21 Current Service Level	2019-21 Committee Recommendation	Committee Change from 2017-19 Leg. Approved	
				\$ Change	% Change
General Fund	\$ -	\$ -	\$ 2,000,000	\$ 2,000,000	100.0%
Total	\$ -	\$ -	\$ 2,000,000	\$ 2,000,000	100.0%

Position Summary

Authorized Positions	0	0	0	0
Full-time Equivalent (FTE) positions	0.00	0.00	0.00	0.00

Summary of Revenue Changes

HB 2508 appropriates \$2,000,000 General Fund to the Department of Human Services (DHS) to award grants to refugee resettlement agencies to provide services to refugees. This is a one-time appropriation of General Fund.

Summary of Capital Construction Subcommittee Action

HB 2508 provides \$2,000,000 General Fund as a one-time appropriation and requires DHS to award grants to eligible refugee resettlement agencies to provide services to refugees who reside in Oregon. Services are provided for up to 24 months. Among the services to be provided to refugees is identifying refugees’ employment skills and providing referrals to employment skills training and other job support services. The bill directs DHS to select an employment services provider that is an established culturally responsive organization providing employment and workforce development services to refugees. DHS is to grant \$200,000 of the total \$2,000,000 General Fund appropriated to that provider for the coordination of employment services.

DETAIL OF JOINT COMMITTEE ON WAYS AND MEANS ACTION

Department of Human Services
Cathleen Connolly -- 503-373-0083

DESCRIPTION	GENERAL FUND	LOTTERY FUNDS	OTHER FUNDS		FEDERAL FUNDS		TOTAL ALL FUNDS	POS	FTE
			LIMITED	NONLIMITED	LIMITED	NONLIMITED			
<u>SUBCOMMITTEE RECOMMENDATION</u>									
060-01 - Self-Sufficiency Program									
Special Payments	\$ 2,000,000	\$ -	\$ -	\$ -	\$ -	\$ -	\$ 2,000,000		
TOTAL ADJUSTMENTS	\$ 2,000,000	\$ -	\$ -	\$ -	\$ -	\$ -	\$ 2,000,000	0	0.00
SUBCOMMITTEE RECOMMENDATION	\$ 2,000,000	\$ -	\$ -	\$ -	\$ -	\$ -	\$ 2,000,000	0	0.00

HB 5026 A BUDGET REPORT and MEASURE SUMMARY

Carrier: Sen. Beyer

Joint Committee On Ways and Means

Action Date: 06/20/19

Action: Do pass the A-Eng bill.

Senate Vote

Yeas: 7 - Beyer, Frederick, Johnson, Manning Jr, Roblan, Steiner Hayward, Wagner

Abs: 5 - Baertschiger Jr, Girod, Hansell, Heard, Thomsen

House Vote

Yeas: 9 - Gomberg, Holvey, McLain, McLane, Nosse, Piluso, Rayfield, Smith G, Stark

Prepared By: Tamara Brickman & Cathleen Connolly, Department of Administrative Services

Reviewed By: Laurie Byerly, Legislative Fiscal Office

Department of Human Services

2019-21

Emergency Board

2019-21

Budget Summary*

	2017-19 Legislatively Approved Budget ⁽¹⁾	2019-21 Current Service Level	2019-21 Committee Recommendation	Committee Change from 2017-19 Leg. Approved	
				\$ Change	% Change
General Fund	\$ 3,191,072,203	\$ 3,701,923,900	\$ 3,819,890,499	\$ 628,818,296	19.7%
General Fund Debt Service	\$ 15,414,969	\$ 21,145,370	\$ 21,145,370	\$ 5,730,401	37.2%
Other Funds Limited	\$ 666,808,960	\$ 570,282,885	\$ 629,678,984	\$ (37,129,976)	(5.6%)
Federal Funds Limited	\$ 5,575,122,100	\$ 5,823,621,440	\$ 5,961,628,189	\$ 386,506,089	6.9%
Federal Funds Nonlimited	\$ 2,214,345,331	\$ 2,214,345,331	\$ 1,939,345,331	\$ (275,000,000)	(12.4%)
Total	\$ 11,662,763,563	\$ 12,331,318,926	\$ 12,371,688,373	\$ 708,924,810	6.1%

Position Summary

Authorized Positions	9,075	9,162	9,399	324
Full-time Equivalent (FTE) positions	8,616.92	9,084.50	9,284.49	667.57

⁽¹⁾ Includes adjustments through December 2018

* Excludes Capital Construction expenditures

Emergency Board

	2017-19 Legislatively Approved Budget ⁽¹⁾	2019-21 Current Service Level	2019-21 Committee Recommendation	Committee Change from 2017-19 Leg. Approved	
				\$ Change	% Change
General Fund	\$ -	\$ -	\$ 4,000,000	\$ 4,000,000	100.0%
Total	\$ -	\$ -	\$ 4,000,000	\$ 4,000,000	100.0%

Summary of Revenue Changes

The Department of Human Services (DHS) is funded with a mix of General Fund, Other Funds and Federal Funds revenues. Almost all of the General Fund is used as match or to meet state maintenance of effort requirements to receive Federal Funds. Other Funds revenues come from a wide variety of sources such as nursing home provider taxes, child care development funds, grants, collections of overpayments, estate collections, third party recoveries, fees, and charges for services.

The federal government is a major funding partner for human services programs; over 63 percent of the DHS budget is federally supported. As a result, the state's ability to provide program services is heavily influenced by the availability of federal dollars and by the rules guiding the use of those funds. In addition, the federal matching funds rate for the largest single Federal Funds source (Title XIX Medicaid, at \$3.7 billion), the Federal Medical Assistance Percentage (FMAP), changes annually and is completely uncontrolled by state policy. For 2019-21, the FMAP adjustment is not working to the state's advantage; the federal matching share will decrease from a biennial average of 63.33 percent in 2017-19 to 61.35 percent in the 2019-21 biennium.

The Supplemental Nutrition Assistance Program (SNAP) is the next largest federal contributor; \$1.9 billion in estimated benefit payments are reflected in the budget as Nonlimited Federal Funds. Other Federal Funds subject to expenditure limitation include the Title XIX Medicaid program, Temporary Assistance to Needy Families (TANF); Title IV-B Child Welfare Services; Title IV-E Foster Care and Adoption Assistance; Title XX Social Services Block Grant; Developmentally Disabled Services Act (DDSA) funds; Family Violence Prevention grant funds; Older Americans Act funds; Nutrition Services Incentive Program (NSIP) funds; Rehabilitation Act grants; and Basic 110, Section 633, and Section 711 Rehabilitation funds. Some of these sources are capped block grants (e.g., TANF, Social Services Block Grant); others provide federal matching funds as partial reimbursement of state costs (e.g., Medicaid, Foster Care, and Adoption Assistance). Capped federal grants don't earn inflation, so state General Fund is typically relied upon to make up the difference in order to maintain services or adjust for growing caseloads in mandatory programs.

Federal changes can also increase pressure on state funding, for example, potential modifications to the Temporary Assistance for Needy Families (TANF) block grant. These changes would disallow using TANF for Child Welfare costs and/or counting third-party expenditures as state maintenance of effort; both of the changes would be a significant problem for Oregon's current operations. In 2018, under the Family First Prevention Services Act, Congress revamped Title IV-E grant funding used for Child Welfare by expanding allowable uses to include prevention activities which would keep children in their home under a safety plan. Oregon had previously been using Title IV-E money for prevention activities under a waiver, which is ending. Transitioning to the new funding model however, requires other programmatic changes that will take time to implement.

Federal Child Care and Development Fund (CCDF) grants are received by the Oregon Department of Education and passed through to the Department where they are spent as Other Funds in the Employment Related Day Care program; \$117.0 million in CCDF is anticipated for DHS use in 2019-12.

Major sources of Other Funds include the long-term care facilities tax, client account collections (estate recoveries), overpayment collections, the Quality Care Fund (revenue from the Aging and People with Disabilities (APD) and Intellectual and Developmental Disabilities (IDD) licensing fees and civil penalties), marriage license fees (for domestic violence programs), local school funding as a match for the Basic 110 Grant for rehabilitation services, donations, and grants.

Summary of Human Services Subcommittee Action

The mission of the Department of Human Services (DHS) is to help Oregonians in their own communities achieve safety, well-being, and independence through services that protect, empower, respect choice, and preserve dignity. DHS is responsible for the care of some of the most vulnerable citizens – children, families, people with intellectual and developmental disabilities, and older adults. DHS is also responsible for serving people at times when they are most in need – when they have experienced abuse, when they are hungry, or when they are homeless.

DHS's budget can be divided into five distinct program areas; Child Welfare (CW), Self Sufficiency Programs (SS), Vocational Rehabilitation (VR), Aging and People with Disabilities (APD), and Intellectual and Developmental Disabilities (IDD). These program areas are supported by services and functions budgeted in Central Services, Shared Services, and State Assessments and Enterprise-wide Costs. The Subcommittee recommended a budget of \$12,371,688,373 total funds (\$3.8 billion General Fund) and includes 9,399 positions (9,284.49 FTE). This is a 6.1 percent total funds increase from the 2017-19 Legislatively Approved Budget and a 0.3 percent increase from the Current Service Level. For General Fund, the recommendation is a 19.7 percent increase from the 2017-19 Legislatively Approved Budget and a 3.2 percent increase from the current service level. With respect to FTE, the budget represents a 7.8 percent increase from the 2017-19 Legislatively Approved Budget and a 2.2 percent increase from Current Service Level.

The Subcommittee discussed and reviewed packages used to build the Governor's Budget, stakeholder budget requests, and the agency's repricing ("reshoot") adjustments for caseload, cost-per-case, and other changes since budget development began in early 2018. Caseload and associated cost adjustments are based on the agency's spring 2019 caseload forecast. Also included in the Subcommittee's recommended budget are 2017-19 interim actions that have an impact on the agency's 2019-21 budget. To help prioritize finite General Fund resources, the adopted budget does include budget reductions or investments that were approved at a lower level than requested.

After holding public hearings on the agency's programs and reviewing budget information, the Subcommittee approved five budget notes directing action and follow-up during the interim; four of these are program-related and are set out in the narrative for those programs. One applies to programs and appropriations across the agency:

Budget Note:

To improve transparency and accountability within the agency's budget, the Department of Human Services shall, for the 2021-23 budget cycle, request budget bill appropriations at a more detailed level than that presented in HB 5026. At a minimum, appropriations should be established at the following program levels: Vocational Rehabilitation; Self Sufficiency; Child Welfare; Aging and People with Disabilities; Intellectual and Developmental Disabilities; Central Services; State Assessments and Enterprise-wide Costs; and Shared Services. The Department of Administrative Services, Chief Financial Office, shall support this effort by providing any budget or accounting guidance needed to complete this task and will ensure that the budget bill submitted to the Legislature for the 2021 session is consistent with budget note direction.

Self Sufficiency Programs

Self Sufficiency Programs (SSP) assist low-income families meet critical needs, while helping them become self-supporting. Major programs are: Supplemental Nutrition Assistance Program (SNAP), Temporary Assistance to Needy Families (TANF); and Employment Related Day Care (ERDC).

DHS administers these programs through coordination and collaboration with families and individuals, as well as community partners and through direct services provided by state staff. Field staff provide program services and benefits to clients through more than 100 field and branch offices throughout the state.

General Fund supports 14.3 percent of this budget, Other Funds 3.9 percent, and Federal Funds 81.8 percent. The major source of Other Funds is federal Child Care Development Fund dollars transferred from the Oregon Department of Education for ERDC. The budget also includes child support recoveries and client trust account funds from client resources, such as federal Supplemental Security Income disability payments. Overpayment recovery revenues are also used to offset General Fund.

Funding for SNAP benefits is the single largest source and use of federal dollars; SNAP benefits are projected at \$1.9 billion for the 2019-21 biennium. Federal Funds also help pay for program administrative costs on a 50 percent state/50 percent federal basis. Other Federal Funds come from capped or formula-based block grants, payments for partial reimbursement of eligible state costs, and miscellaneous grants for specific amounts and purposes. Oregon's federal TANF block grant pays for cash assistance, JOBS services, child care and other self sufficiency programs, as well as child welfare services such as foster care and residential care.

The Subcommittee recommended budget for SSP is \$444,882,878 General Fund, \$120,454,568 Other Funds expenditure limitation, \$603,079,912 Federal Funds expenditure limitation, \$1,939,345,331 Federal Funds Nonlimited (\$3,107,762,689 total funds), and 2,498 positions (2,494.60 FTE). The General Fund budget is \$49.7 million, or 10.9 percent, above the 2017-19 Legislatively Approved Budget. The Federal Funds limited budget is an increase of \$68.8 million, or 12.0 percent, over the 2017-19 biennium. Due to a reduction of \$275 million in Federal Funds Nonlimited, the total funds biennial comparisons are skewed. The Subcommittee recommended the following packages:

Package 070, Revenue Shortfalls. This package accounts for a Federal Funds revenue shortfall of \$5.8 million in the 2019-21 Current Service Level calculated from the Spring 2018 TANF caseload forecast; the caseload continues to decline, but at a slower rate.

Package 095, December 2018 Rebalance/Non-CSL Reshoot. One component of this package transfers the Runaway and Homeless Youth program from Child Welfare to SSP. The move is expected to improve service delivery and provide youth access to additional services, such as employment training. This is an increase of \$3.2 million total funds and one position (1.00 FTE). Positions are also transferred from SSP to other programs, which is primarily driven by a need to refine the placement of Oregon Health Plan (OHP) Medicaid eligibility positions transferred wholesale to DHS SSP in an action taken during the 2018 session. The net result is a reduction of nine positions (9.00 FTE)

Package 111, Grant Funded Limited Duration Positions. This package provides \$1.7 million in Federal Funds expenditure limitation and creates seven limited duration positions (7.00 FTE) to continue work under several federal grants. These are primarily related to SNAP activities.

Package 801, LFO Analyst Adjustments. This package makes several changes. It changes the Self Sufficiency Programs budget for caseload and cost per case changes tied to the Spring 2019 caseload forecast; the projected 2019-21 caseload decrease is 1.2 percent between the Fall 2018 and Spring 2019 forecasts. Other package elements include position transfers between agency programs and position reclassifications. Some positions that were part of the transfer of the OHP Medicaid eligibility move are also recommended for transfer back to the Oregon Health Authority (OHA) since their work does not have a close nexus with eligibility activities; these 21 positions (21.00 FTE) support the Community Partnership Outreach Program and Cover All Kids. This specific adjustment drives a decrease of \$4.9 million General Fund (\$10.1 million total funds). A decrease of \$275 million Federal Funds Nonlimited is also recommended to align the budget with projected caseload expenditures; these are SNAP benefit payments.

A \$9.2 million General Fund backfill built into the Current Service Level for the Employment Related Day Care (ERDC) program is reversed in Package 801. Then, \$9.2 million Other Funds expenditure limitation is added to match up spending authority with revenue. Finally, \$20 million Other Funds expenditure limitation is added to reflect an additional transfer of Child Care Development Fund (CCDF) dollars from ELD, based on updated revenue projections.

Collectively, these actions result in an overall ERDC recommended budget of \$179.8 million total funds (\$65.5 million General Fund and \$114.3 million Other Funds). This funding level, which is a 12 percent increase over the 2017-19 Legislatively Approved Budget, is expected to allow the program to serve an average of 8,230 families over the biennium. The caseload estimate is based on a cost per case of \$910 per month but may change (increase) as rate increases, effective January 1, 2019, fully impact child care costs; this will potentially affect the number of families and children served. The bulk of the funding increase will help cover the rate increases bargained in 2017-19 due to additional revenues available at the federal level; the federal funding authorization also includes a no-supplant clause. In addition, about \$2.7 million of the budget will be used on a one-time basis to support a pilot incentive program for child care providers offering evening, night, and weekend child care.

Package 804, \$40 Million TANF Strategy. This package contains a spending plan for \$40 million in federal TANF funding transferred out of the Child Welfare (CW) program back to Self Sufficiency Programs. These funds are available based on a Subcommittee recommendation to use \$40 million General Fund to replace TANF Federal Funds budgeted for positions in the CW program. Statutory guidance for some of the strategies identified are contained in HB 2032 (2019); that bill includes three one-time pilot projects that cross over into the 2021-23 biennium. The spending plan components are listed below:

- Retaining \$13 million in the TANF program to cover caseload costs; while caseloads are still trending downward, the pace of decrease has slowed since the current service level was originally developed.

- Applying \$7.5 million to continue benefits to eligible TANF participants who are over the 60-month time limit.
- Using \$3.5 million for a vocational training and education pilot program targeted at families receiving TANF in rural locations (HB 2032).
- Backfilling \$1.5 million General Fund in the Job Opportunity and Basic Skills (JOBS) program; this frees up General Fund to be sent to the Oregon Health Authority (OHA). OHA will administer a mental and behavioral health pilot program to award grants to up to four coordinated care organizations to assess potential gaps in access by TANF recipients to mental and behavioral health services (HB 2032).
- Sending \$10.5 million to the Housing and Community Services Department (HCSD) for a TANF housing pilot. Organizations will apply for grant funds through a competitive process and pair those dollars with funds from similar programs toward extending the time for families receiving TANF to receive housing assistance (HB 2032).
- Adding \$4 million to \$1 million in federal TANF funds already going to HCSD for the housing stabilization program. The program provides temporary (up to four months) assistance to stabilize housing for low-income eligible families who are homeless or at-risk of losing their housing. The base funding is currently a revenue transfer, so the recommendation is to budget that amount along with the additional funding as a special payment to HCSD.

Child Welfare

Child Welfare (CW) program services are provided to children reported to be abused or neglected and families who are impacted by abuse dynamics; frequently these involve substance abuse and domestic violence. DHS is required by statute to assess reports of alleged child abuse or neglect, complete comprehensive safety assessments of children, assess parent or caregiver capacity to protect, and determine whether child abuse or neglect has occurred. Primary funding for CW programs (including Child Safety, Well Being, and Permanency) consists of General Fund and various federal resources.

The Subcommittee recommended budget is \$777,187,316 General Fund, \$39,019,172 Other Funds expenditure limitation, \$540,302,215 Federal Funds expenditure limitation (\$1,356,508,703 total funds) and 3,267 positions (3,217.65 FTE). This is a 15.4 percent total funds increase from the 2017-19 Legislatively Approved Budget and is 1.5 percent above the 2019-21 Current Service Level. The General Fund increase from the current biennium is \$176.1 million, which is a 29.3 percent increase. The Subcommittee recommended the following packages:

Package 070, Revenue Shortfalls/ Package 107- Backfill TANF on CW Positions. Package 107 adds \$40 million General Fund to maintain 2,420 positions (2,385.69 FTE), otherwise lost due to the removal of \$40 million of federal TANF funding in Package 070; the federal dollars are moved to Self Sufficiency to help cover caseload costs and support program initiatives. Non-program or “administrative” spending within the TANF program, for both state and federal expenditures, is subject to a limit of 15 percent; moving the TANF out of CW helps address this constraint.

Package 095, December 2018 Rebalance/Non-CSL Reshoot. This package includes several changes. It transfers the Runaway and Homeless Youth program (\$3.2 million total funds) from CW to Self Sufficiency. While unaccompanied minors can be a child safety issue, most youth

served by this program are also receiving services and benefits from Self Sufficiency; the move is expected to improve service delivery and provide youth access to additional services. This package also reconciles the budget between regular foster care and enhanced foster care; this saves \$7.4 million General Fund. Most of these savings are offset by a change in the fund split for attorney general charges. The budgeted fund split for attorney general charges is out of alignment with the actual allowable federal share, so \$6.3 million is shifted from Federal Funds to General Fund. The package also contains some technical adjustments and the transfer of one position (1.00 FTE) with the Runaway and Homeless Youth program to Self Sufficiency.

Package 119, Centralized Screening. This package adds \$8.9 million General Fund and 46 permanent positions (38.51 FTE) to improve staffing levels for the Oregon Child Abuse Hotline (ORCAH); the agency's move to this centralized screening operation was initially accomplished by realigning existing positions and staff over an eight month period ending in early April 2019. Additional staff are needed to help ORCAH handle a high volume of calls and mitigate caller wait times. The positions are fully phased in by July 1, 2020.

Package 131, Foster Family Recruitment Team. To support the development of a data-informed statewide foster family recruitment and retention model, this package adds \$3.0 million General Fund (\$3.8 million total funds) and 17 permanent positions (17.00 FTE). The foster family recruitment and retention team will consist of a centrally located program manager and a recruitment specialist located in each of the agency's 16 districts.

Package 801, LFO Analyst Adjustments. This package contains both reductions and additions to the CW budget. To make General Fund available for program needs, the following budget reductions are recommended:

- Reducing the enhanced foster care budget by \$2.3 million General Fund; this is the remainder of what is left after the Package 095 reconciliation and applying \$1.1 million General Fund to adoption savings. This change does not impact program as these were one-time funds provided in 2017-19 to capture "applicable child" General Fund savings that must be reinvested into the child welfare system based on federal law.
- Reducing the Strengthening, Preserving, and Reunifying Families (SPRF) budget by 50 percent (just under \$7 million General Fund); because the Title IV-E waiver ends on October 1, 2019, the program becomes fully reliant on General Fund. To be eligible for future federal match under the newly modified Title IV-E program, providers will need to offer approved, evidence-based services.
- Reducing the budget for Focused Opportunities for Children Utilizing Services (FOCUS) placements by 25 percent (\$6.3 million General Fund, \$6.6 million total funds). This program is primarily supported by General Fund and serves children with specialized needs; as the state develops in-state placements to help meet those needs, federal dollars can be leveraged to help cover placement costs.

Another Package 801 component is \$12.7 million General Fund (\$23.3 million total funds) to cover additional billings from the Department of Justice (DOJ) for providing full legal representation to CW caseworkers in all juvenile dependency proceedings. The DOJ 2019-21 budget

recommendation includes 54 positions in its Child Advocacy program to address base program workload and complete the last phase (July 2019) of the legal representation rollout for Clackamas, Clatsop, Marion, Multnomah, Union, and Washington counties.

The Child Welfare 2019-21 Current Service Level budget includes \$37.0 million General Fund (\$45.6 total funds) and 228 positions (228.00 FTE) to address mandated caseload based on funding the existing workload model at 88 percent. However, because the Department is actively working to update the workload model and workload continues to be a challenge for caseworker recruitment and retention, CW has used a “best practices standards” approach to identify the best array of positions needed to help stabilize the program. While funding is not available to buy the 754 (\$68 million General Fund) to 1,879 (\$174 million General Fund) positions estimated to be required to cover 75 percent to 100 percent of the best practices staffing gap, the existing funding can be reworked to support more positions; this results in an increase of 44 positions (43.50 FTE). The associated adjustment in Package 801 includes a change in the Current Service Level position mix (fewer caseworkers and more case aides, for example) and a funding split based on updated spending patterns. The package also adds \$2.2 million General Fund (\$3.1 million total funds) and 16 positions (14.08 FTE) to pay for more Mentoring, Assisting, and Promoting Success (MAPS) positions; which provide mentoring and other support to first-year caseworkers.

To assist foster families, \$3.1 million General Fund (\$7.8 million total funds) will pay for the statewide expansion of a former pilot program, called Keeping Foster and Kin Parents Supported and Trained. The program provides weekly training to small groups of parents; the sessions cover parenting techniques and skills tailored specifically to each cohort’s needs.

Package 801 also includes \$2.3 million General Fund (\$3.9 million total funds) and 17.60 FTE to continue the Leveraging Intensive Family Engagement program at its current, limited level in five counties. The program was scheduled to be phased out by October 2019 since it was funded with expiring Title IV-E Waiver funds; the 20 positions supporting the program are budgeted for three months in the Current Service Level as limited duration; this change adds 21 months and makes them permanent and ongoing. The program offers monthly case planning meetings, enhanced family finding, parent mentors, and team collaboration.

Finally, this package adds \$578,480 Other Funds expenditure limitation to spend adoption savings. Under federal law these savings, which are state dollars freed up as federal spending on adoptions increases, must be spent on certain child welfare activities. Child Welfare spends 30 percent on post-adoption activities and the remaining 70 percent, starting in the 2017-19 biennium, has been used to develop a child care stipend program for foster parents. Participation in the program, which offers up to \$375 per month to help offset employment-related child care costs for children ages zero through five, has been lower than expected. A proposed program expansion, which includes increasing eligibility for children through age 12 and covering education-related child care costs, is also recommended. The agency will monitor utilization and adjust the monthly stipend or eligible ages to ensure the program stays self-sustaining.

Package 802, \$50 Million Behavioral Health Investments. This package includes two investments from a \$50 million General Fund behavioral health funding plan across several agencies; these are also related to Senate Bill 1 and recommendations made by the Children and Youth with

Specialized Needs workgroup. The first investment is a \$4 million General Fund appropriation to the Emergency Board to help increase capacity for non-Medicaid in home services under Family First Prevention Services Act (FFPSA). The second investment is a \$3.5 million General Fund appropriation (\$8.5 million total funds) to pay for therapeutic foster care home recruitment, training, and support.

Regarding the \$4 million General Fund special purpose appropriation, in addition to allowing federal funding for prevention services, FFPSA also seeks to improve the well-being of children already in foster care by limiting funding for children who are placed in a setting that is not a foster family home unless the setting is a qualified residential treatment program. This change is expected to require changes in services offered by existing providers, many of whom were already having difficulty attracting and retaining staff even before addressing new programmatic requirements. To help address this issue, the Subcommittee approved the following Budget Note:

Budget Note:

The Oregon Department of Human Services, along with Child Welfare residential providers, shall assess the workforce issues associated with the provider community and develop recommendations focused on regulatory barriers and provider culture. These recommendations shall focus on the system changes needed to encourage providers to enhance capacity in the State of Oregon while also identifying strategies to help attract, develop, and retain a quality service provider workforce. A report is due back to the appropriate policy committee(s) no later than September 2020.

Package 803, Comprehensive CW Information System. This package adds \$3.8 million General Fund (\$7.5 million total funds) and nine permanent positions (9.00 FTE) to continue planning and initiation work related to the OR-KIDS system, which is the state's primary child welfare data system. Federal rules require these systems to meet new standards regarding data quality and modularity toward becoming a Comprehensive Child Welfare Information System. Work completed to date includes a high level business case, which anticipates the project duration will be at least five years. The agency will work with the Office of the State Chief Information Officer and the Legislative Fiscal Office (LFO) throughout the lifecycle of the project. Timing for formal reports back to the Legislature on project status during the 2019-21 biennium will be determined as the detailed business case and project scheduled is refined. There is also a companion package in the Oregon Health Authority for Shared Services.

Vocational Rehabilitation

Vocational Rehabilitation (VR) works with businesses, schools, and community programs to assist youth and adults with disabilities (other than blindness) to obtain, maintain, or advance in employment.

The Subcommittee recommended budget is \$35,629,792 General Fund, \$3,013,701 Other Funds expenditure limitation, \$84,026,231 Federal Funds expenditure limitation (\$122,669,724 total funds) and 261 positions (260.04 FTE). This is a 4.4 percent increase in total funds from the 2017-19 Legislatively Approved Budget. The Subcommittee recommended the following packages:

Package 070, Revenue Shortfalls. This package acknowledges a projected shortfall in base federal revenue, which requires a \$3.4 million reduction in Federal Funds expenditure limitation. This is offset by Package 095.

Package 095, December-18 Rebalance/Non-CSL Reshoot. This package adds \$4.5 million one-time Federal Funds expenditure limitation to spend one-time Federal Fiscal Year 2018 reallocation revenue carried forward from the 2017-19 biennium. Package 095 offsets the Federal Funds reduction in Package 070. This increase will be phased out during 2021-23 budget development.

Package 116, Pre-Employment Transition Services. This package adds \$0.6 million Other Funds expenditure limitation and three permanent positions to help VR collaborate with school districts to provide pre-employment transition services for all eligible students. Currently, VR has two service coordinators for the entire state. The package pays for two Program Analyst 1 positions (2.00 FTE) who will coordinate services in eastern and southern Oregon and one Operations and for one Policy Analyst 1 position (1.00 FTE) for program data support.

Aging and People with Disabilities

The APD program assists seniors and people with disabilities of all ages to achieve well-being through opportunities for community living, employment, family support, and services that promote independence, choice, and dignity. APD administers Oregon's Medicaid long term care program primarily under the Community First Choice Option under Section 1915(k) of the Social Security Act. Federal Older Americans Act services include help with abuse prevention, caregiver supports, medication management, nutrition services, legal issues, and other services. Federal matching funds for the Medicaid program are determined by the FMAP rate, which determines the federal share of eligible program expenditures; the rate changes each federal fiscal year.

The Subcommittee recommended a \$3,944,761,463 total funds budget, which is 11.4 percent higher than the 2017-19 Legislatively Approved Budget. The budget contains \$1,205,195,117 General Fund, \$250,616,522 Other Funds expenditure limitation, \$2,488,949,824 Federal Funds expenditure limitation, and 1,568 positions (1,515.11 FTE). The Subcommittee recommended the following packages:

Package 082, December 2018 Emergency Board. This package adds \$993,087 General Fund, increases Other Funds expenditure limitation by \$752,952, increases Federal Funds expenditure limitation by \$4,033,805, and establishes 19 permanent positions (19.00 FTE). These increases

are due to two actions approved at the December 2018 meeting of the Emergency Board. Fifteen of the positions (15.00 FTE) are added to support APD complying with a federal mandate requiring all nursing facility complaint investigations to be conducted by the agency's Nursing Facility Survey Unit. Previously, some investigations were handled by local adult protective services staff. Federal funding pays for 75 percent of the work. Four of the positions (4.00 FTE) are positions approved to embed case managers in four hospitals; dedicated case managers can more quickly assess and place hospitalized individuals needing long-term care Medicaid services upon discharge. The full cost of the positions will be paid for by the hospitals.

Package 095, December-18 Rebalance. This package adds \$951,469 General Fund, decreases Other Funds expenditure limitation by \$682,891, increases Federal Funds expenditure limitation by \$763,459, and adds five permanent positions (5.00 FTE). The package accounts for technical adjustments from the December 2018 rebalance and provides funding for the transfer of positions to and from APD and other programs within the agency.

Package 801, LFO Analyst Adjustments. This package decreases General Fund by \$35,967,854, increases Other Funds expenditure limitation by \$32,491,655, decreases Federal Funds expenditure limitation by \$4,612,201, and adds three permanent positions (1.14 FTE). Components included within this package are adjustments due to caseload and cost per case changes tied to the Spring 2019 caseload forecast; these net out to an increase of \$2.3 million General Fund (\$2.7 million total funds). Embedded in these numbers are costs due to caseload growth in nursing facilities, caseload and cost increases in community based care, and savings from lower caseloads for in home care. A correction to a Current Service Level inflation calculation error also reduces the need for General Fund. A change in the FMAP rate requires additional state funds.

To make General Fund available for program needs, the package eliminates \$1.3 million General Fund (discretionary, unmatched funding) used to fund evidence based health promotion programs operated through local Area Agencies on Aging (AAA). The package also eliminates \$2.2 million General Fund (discretionary, unmatched funding) that was added to the AAA budgets in previous biennia when sequestration reduced Older American Act funding distributions to states. The Federal Funds have been partially restored since those sequester reductions in 2013.

Package 801 also adds \$270,759 total funds (Other and Federal Funds, split 50/50) and three positions (1.14 FTE), to implement House Bill 2600, which goes into effect January 1, 2021. The bill requires DHS to conduct annual inspections of care facilities' kitchens and food preparation areas. The Other Funds expenditure limitation will be supported by a combination of inspection fees and Quality Care Fund revenue.

Finally, in the nursing facilities program, the recommended package proposes the use of \$31.9 million from a projected carryforward balance in the long-term care facility assessment (Other Funds revenue) in place of the same amount of General Fund on a one-time basis; the General Fund is then used to pay for program needs in Package 805. The caregiver training budget was also set at \$3.7 million General Fund; recommended budget assumes the agency will continue its relationship with Oregon Care Partners to deliver this training.

Package 805, Medicaid Access and Staffing. This package increases General Fund by \$31,581,389, Federal Funds expenditure limitation by \$53,298,501, and adds 84 positions (42.00 FTE). Components included within this package are funding for an increase in rates (\$52.6 million total funds) for Assisted Living Facilities, Residential Care Facilities, Memory Care Facilities, and In-Home Care Agencies. The rates are to be increased five percent on July 1, 2019 and five percent on July 1, 2020. Providence ElderPlace funding will also increase by five percent on July 1, 2019. Dollars are also provided (\$15.3 million total funds) to increase rates for Adult Foster Homes (AFH) within the APD program; these rates are also subject to collective bargaining. The AFH rate increase from this funding is expected to be 10 percent on January 1, 2020 and another five percent increase on July 1, 2020. The package also provides 20 full-time permanent community-based care surveyor positions (10.00 FTE) to help reduce a backlog of inspections and keep up with facility oversight; the positions are to be phased in July 1, 2020. Finally, to address workload issues in local APD and AAA offices, the equivalent of 143 positions (71.50 FTE) are added to those offices and phased in mid-biennium; most of these are case manager positions and 64 of these full-time permanent positions (32.00 FTE) are dedicated to DHS. The current workload model is out of sync with duties, as both duties and expectations have significantly changed or increased over the last six years with increasingly complex consumers, high expectations from federal partners, and frequent policy changes.

While the Subcommittee did not recommend any adjustments to the budget for Oregon Project Independence (OPI), which provides in-home services outside of the Medicaid program and is funded at \$28.1 General Fund, the following budget note related to the program was approved:

Budget Note:

The Department of Human Services, in collaboration with the Oregon Health Authority, shall explore opportunities to obtain federal funding for the Oregon Project Independence program and family caregiver respite programs. The Department shall convene an advisory committee to make recommendations on the design of the programs, the benefit packages and the application for federal approval. The Department shall report the results of this work to the appropriate legislative policy committee(s) no later than December 31, 2020. Future implementation of any new program(s) would be contingent upon any necessary approvals from the Centers of Medicaid and Medicare Services (CMS), potentially including a new 1115 demonstration project waiver. If a federal waiver is required, the Department shall apply for such a waiver, but only implement the program(s) if the budget is available, and CMS approves the program through a new and distinct waiver from the currently approved Oregon Health Plan waiver. Lastly, if CMS requires the state to amend the existing Oregon Health Plan waiver, the Department/state shall withdraw the request.

Intellectual and Developmental Disabilities

The Intellectual and Developmental Disabilities (IDD) program area serves children and adults with intellectual and developmental disabilities throughout their life span. This program's mission is to help individuals be fully engaged in life and, at the same time, address any critical health and safety needs. The state, counties, brokerages, providers, families, and self-advocates are all critical parts of a service system that focuses on individuals with IDD, living in the community and having the best quality of life at any age. All clients are served in the community and most of these services are administered under Medicaid waivers. General Fund makes up 34.2 percent of the IDD budget, with most of the General Fund used to match federal Title XIX Medicaid dollars. Other Funds revenue supports 1.0 percent of the overall budget, coming primarily from clients' contributions towards their care. Federal matching funds for the Medicaid program are determined by the FMAP rate, which determines the federal share of eligible program expenditures. The program match rate changes each Federal Fiscal Year.

The Subcommittee recommended a \$3,086,247,550 total funds budget, which is 13.5 percent higher than the 2017-19 Legislatively Approved Budget. The budget contains \$1,054,908,231 General Fund, \$28,651,532 Other Funds expenditure limitation, \$2,002,687,787 Federal Funds expenditure limitation and 920 positions (918.94 FTE). The Subcommittee recommended the following packages:

Package 801, LFO Analyst Adjustments. This package increases General Fund by \$52,586,857, decreases Other Funds expenditure limitation by \$312,858, increases Federal Funds expenditure limitation by \$108,352,269, and establishes six positions (5.64 FTE). Components included within this package are adjustments for caseload and cost per case changes and are tied to the Spring 2019 caseload forecast; these net out to an increase of \$13.5 million General Fund (\$28.2 million total funds). The largest component of caseload change is a seven percent increase in adult in home support services. A change in the Federal Medical Assistance Percentage (FMAP; federal share decreases from 63.33 percent to 61.35 percent) drives a \$0.8 million shift from Federal Funds to General Fund. To access matching federal dollars on local Community Developmental Disability Program (CDDP) administrative costs and to true-up Developmental Disability Council expenditure limitation, Federal Funds expenditure limitation is increased by \$7.6 million.

To make General Fund available for program needs, the package eliminates \$3.0 million General Fund for the receipt of enhanced federal match for the program's payment and reporting system (eXPRS), which is contingent on approval from the Centers for Medicare and Medicaid Services (CMS). The package also eliminates \$320,083 General Fund and Other Funds related to the decreased budget need for community housing maintenance. Finally, the package eliminates \$2.0 million General Fund for job coaching hours to reflect actual usage of those services.

For CDDPs and Brokerages, the package includes a recommendation of almost \$13.0 million General Fund (\$22.9 million total funds), to add 149.55 FTE under a newly updated workload model that captures complex case management activities and efforts required to use a new assessment tool, the Oregon Needs Assessment. The funding provided is \$10 million General Fund less than requested by the agency, due to limited General Fund availability. An adjustment to the workload model for Children's Services provided by DHS staff adds \$648,831 total funds and three permanent positions (3.00 FTE). While the funding package is \$10 million General Fund below the agency's request for model funding,

the new budget level does represent a 20.0 percent increase over the current biennium. To help continue discussions around IDD case management during the interim, the Subcommittee approved the following Budget Note:

Budget Note:

The Department of Human Services is directed to report to the Senate Human Services and House Human Services and Housing Committee during the 2020 Legislative Session on case management duties and training requirements for case managers serving individuals with intellectual and developmental disabilities.

The package also adds \$324,939 General Fund (\$536,188 total funds) and establishes one permanent full-time position and two limited duration positions (2.64 FTE) to implement Senate Bill 274, which expands eligibility for support services by a brokerage to individuals with developmental disabilities from 18 years of age and older to 14 years of age and older. The two limited duration positions will be used to train brokerage staff on aspects of case management for children and one permanent full-time position for quality assurance work.

Finally, to support higher wages for direct support professionals, the package adds \$30.0 million General Fund (\$91.8 million total funds) to increase IDD provider rates (Adult and Children 24 Hour Residential, Attendant Care, Supported Living, Non-Medical Transportation, Day Support Activity, Employment Path, and Small Group Employment). To provide additional guidance around this investment, the Subcommittee also approved the following Budget Note:

Budget Note:

It is the intent of the Legislature that providers serving people with intellectual and developmental disabilities will use the \$30.0 million General Fund (\$91.8 million total funds) approved for provider rate increases in HB 5026 to help bring the direct support professional wage as close as possible to \$15.00 per hour by the end of the 2019-21 biennium. In addition, the Legislature understands the Department of Human Services will be transitioning to new rate models during the biennium; to ensure there is enough funding available to effectively implement these new structures, rate increases under the old models should be limited to no more than four percent. DHS is also directed, to the best of its ability, to apply this investment in a manner that prioritizes supporting individuals with the highest need. By February 1, 2020, the agency will submit a report to the Interim Joint Committee on Ways and Means outlining how the funding has been and will be applied, describing stakeholder involvement in the process, identifying impacts on providers and workers, and providing an update on the transition to the new rate models.

Package 802, \$50 M Behavioral Health Investment. This package adds \$4.9 million General Fund (\$10.5 million total funds) and one permanent position (0.88 FTE) to provide enhanced foster care services to about 140 youth and the development of small group home settings for 12 youth. This package is related to Senate Bill 1, which contains recommendations made by the interim workgroup on Children and Youth with Specialized Needs.

Central Services, Shared Services, State Assessments and Enterprise-Wide Costs

Central Services includes functions directly related to policy and programs in the Department. Central Services includes: the Office of the Director and Policy including the Chief of Staff, Tribal Affairs, the Deputy Director, the Office of the Chief Financial Officer, and the Office of the Chief Administrative Officer. The Central Services office also includes the Office of Equity and Multicultural Services (OEMS), the Office of Human Resources, the Central DHS Budget, Planning and Analysis Office, the Public Affairs Office (which includes Legislative Relations and Communications), the Office of Program Integrity, the Office of Reporting Research, Analytics and Implementation, the Office of Business Information Services, the Office of Information Support Services, and the Integrated Eligibility and Medicaid Eligibility ONE Project Office.

Shared Services provides several support functions, including information technology, financial services, budget, human resources, facilities, and procurement. Some of these functions are housed in the Oregon Health Authority (OHA) and some in DHS, but all shared services units support both agencies. The two agencies have a joint governance model under which service-level agreements define the relationship between the agency providing the service and the agency receiving the service. Shared Services funding is all Other Funds, based on revenues received from other parts of DHS and from OHA for purchased services. The DHS Shared Services budget includes the following: Budget Center; Office of Forecasting, Research and Analysis; Office of Enterprise Data Analytics; Office of Financial Services (OFS); Office of Human Resources; the Background Check Unit (BCU); Office of Facilities Management; Office of Imaging and Records Management (IRMS); Office of Contracts and Procurement; Office of Training and Investigation Services; Internal Audit and Consulting Unit; Office of Payment Accuracy and Recovery (OPAR); and the Office of Publications and Creative Services. Funding for Shared Services is included in the Shared Services Special Payments portion of the State Assessments and Enterprise-wide Costs (SAEC) budget.

The SAEC budget contains statewide assessments including various Department of Administrative Services' assessments/charges (e.g., Risk Management, Chief Financial Office), Central Government Services Charges, Oregon State Library, and the Secretary of State audits. It also includes the budgets for rent, debt service, and computer replacements. The budget also includes funding for DHS and OHA Shared Services attributable to DHS; this is budgeted as a Special Payment to the shared services provider, either DHS or OHA.

For these three programs, the Subcommittee recommended a budget of \$323,232,535 General Fund, \$187,923,489 Other Funds expenditure limitation, \$242,582,220 Federal Funds expenditure limitation (\$753,738,244 total funds) and 885 positions (878.15 FTE). This is a 12.1 percent total funds decrease from the 2017-19 Legislatively Approved Budget. The Subcommittee recommended the following packages:

Package 095, Dec-18 Rebalance. The package adds \$2,804,886 General Fund, reduces Other Funds expenditure limitation by \$376,374, reduces Federal Funds expenditure limitation by \$1,630,821, and adds four permanent positions (4.00 FTE) to reflect technical adjustments and position transfers. Of this amount, \$2.2 million General Fund is included to cover performance audit billings from the Secretary of State as federal dollars cannot pay for performance audit costs.

Package 202, Medicaid Modularity. This package adds \$277,922 General Fund, increases Federal Funds expenditure limitation by \$276,444, and adds two permanent positions (2.00 FTE) to support continuation of planning and begin implementation activities for modularization of the systems supporting Oregon Medicaid.

Package 208, Centralized Abuse Management System. This package adds \$1,756,474 General Fund, increases Federal Funds expenditure limitation by \$1,756,475 and adds three permanent positions (2.64 FTE) to provide resources for the operations and maintenance of the Centralized Abuse Management System and pay for software licensing through 2019-21.

Package 801, LFO Analyst Adjustments. The package decreases General Fund by \$625,346, decreases Other Funds expenditure limitation by \$1,265,553, decreases Federal Funds expenditure limitation by \$15,596,615, and adds three permanent positions (3.00 FTE). The components of this package include technical adjustment including the transfer and reclassification of positions. The Federal Funds decrease trues up the agency's budget. Finally, \$500,000 General Fund is reduced from the Business Information Services Office and \$500,000 (\$2.0 million total funds) is reduced in Shared Services to help balance the agency's overall budget.

Summary of Maximum Supervisory Ratio

The Subcommittee reviewed the agency's proposed Maximum Supervisory Ratio of 1:8.39.

Summary of Performance Measure Action

See attached "Legislatively Approved 2019-2021 Key Performance Measures."

DETAIL OF JOINT COMMITTEE ON WAYS AND MEANS ACTION

Department of Human Services
 Tamara Brickman and Cathy Connolly - (503) 378-4709 and (503) 373-0083

DESCRIPTION	GENERAL FUND	LOTTERY FUNDS	OTHER FUNDS		FEDERAL FUNDS		TOTAL ALL FUNDS	POS	FTE
			LIMITED	NONLIMITED	LIMITED	NONLIMITED			
2017-19 Legislatively Approved Budget at Dec 2018 *	\$ 3,206,487,172	\$ -	\$ 666,808,960	\$ -	\$ 5,575,122,100	\$ 2,214,345,331	\$ 11,662,763,563	9,075	8,616.92
2019-21 Current Service Level (CSL)*	\$ 3,723,069,270	\$ -	\$ 570,282,885	\$ -	\$ 5,823,621,440	\$ 2,214,345,331	\$ 12,331,318,926	9,162	9,084.50
SUBCOMMITTEE ADJUSTMENTS (from CSL)									
SCR 060-01 - Self-Sufficiency									
Package 070: Revenue Shortfalls									
Insufficient TANF Federal Funds to cover CSL	\$ -	\$ -	\$ -	\$ -	\$ (5,828,689)	\$ -	\$ (5,828,689)		
Package 095: Dec-18 Rebalance/Non-CSL Reshoot									
Runaway and Homeless Youth	\$ 2,554,375	\$ -	\$ -	\$ -	\$ 600,000	\$ -	\$ 3,154,375		
Technical Adjustments/Transfers	\$ (893,717)	\$ -	\$ 254,340	\$ -	\$ (1,013,854)	\$ -	\$ (1,653,231)	(9)	(9.00)
Package 111: Grant Funded LD Positions									
Various SNAP and other grants	\$ -	\$ -	\$ -	\$ -	\$ 1,657,278	\$ -	\$ 1,657,278	7	7.00
Package 801: LFO Analyst Adjustments									
Caseload/Cost per Case	\$ (331,937)	\$ -	\$ -	\$ -	\$ (49,601)	\$ -	\$ (381,538)		
Tech Adjustments/Transfers/Reclasses	\$ (5,144,684)	\$ -	\$ (163,762)	\$ -	\$ (5,188,099)	\$ -	\$ (10,496,545)	(22)	(22.50)
Right size Federal Funds Nonlimited (SNAP)	\$ -	\$ -	\$ -	\$ -	\$ -	\$ (275,000,000)	\$ (275,000,000)		
Reverse CSL ERDC Fund shift	\$ (9,183,772)	\$ -	\$ -	\$ -	\$ -	\$ -	\$ (9,183,772)		
Correct CSL Expenditure Limitation	\$ -	\$ -	\$ 9,181,749	\$ -	\$ -	\$ -	\$ 9,181,749		
Increase CCDF Allocation from Early Learning	\$ -	\$ -	\$ 20,000,000	\$ -	\$ -	\$ -	\$ 20,000,000		
Package 804: \$40M TANF Strategy									
Cover TANF Caseload	\$ -	\$ -	\$ -	\$ -	\$ 13,000,000	\$ -	\$ 13,000,000		
TANF Time Limit Backstop	\$ -	\$ -	\$ -	\$ -	\$ 7,500,000	\$ -	\$ 7,500,000		
Education and Training Pilot (HB 2032)	\$ -	\$ -	\$ -	\$ -	\$ 3,500,000	\$ -	\$ 3,500,000		
JOBS Fundshift	\$ (1,500,000)	\$ -	\$ -	\$ -	\$ 1,500,000	\$ -	\$ -		
OHA Mental/Behavioral Health Pilot (HB 2032)	\$ 1,500,000	\$ -	\$ -	\$ -	\$ -	\$ -	\$ 1,500,000		
TANF Housing Pilot (HB 2032)	\$ -	\$ -	\$ -	\$ -	\$ 10,500,000	\$ -	\$ 10,500,000		
Augment Housing Stability Program (HSP)	\$ -	\$ -	\$ -	\$ -	\$ 5,000,000	\$ -	\$ 5,000,000		
SCRs 060-02, 060-03, 060-04, 060-06 - Child Welfare									
Package 070: Revenue Shortfalls									
Title IV-E Waiver Ending & TANF 15% Administrative Cap	\$ -	\$ -	\$ -	\$ -	\$ (61,440,518)	\$ -	\$ (61,440,518)	(2,420)	(2,385.69)
Package 095: Dec-18 Rebalance/Non-CSL Reshoot									
Runaway and Homeless Youth	\$ (2,554,375)	\$ -	\$ -	\$ -	\$ (600,000)	\$ -	\$ (3,154,375)		
Reconcile Enhanced Foster Care Budget	\$ (7,366,395)	\$ -	\$ (962,418)	\$ -	\$ (6,417,540)	\$ -	\$ (14,746,353)		
Align Attorney General Fund Splits	\$ 6,284,984	\$ -	\$ (1,595)	\$ -	\$ (8,658,405)	\$ -	\$ (2,375,016)		
Tech Adjustments/Transfers (includes RHY position)	\$ (298,136)	\$ -	\$ 308	\$ -	\$ 1,630,599	\$ -	\$ 1,332,771	(1)	(1.00)
Package 107: Backfill TANF on Child Welfare Positions									
Restores positions eliminated in Pkg 070	\$ 40,000,000	\$ -	\$ -	\$ -	\$ -	\$ -	\$ 40,000,000	2,420	2,385.69

DESCRIPTION	GENERAL FUND	LOTTERY FUNDS	OTHER FUNDS		FEDERAL FUNDS		TOTAL ALL FUNDS	POS	FTE
			LIMITED	NONLIMITED	LIMITED	NONLIMITED			
Package 119: Centralized Screening Positions are phased in at 21, 18, 12 months	\$ 8,947,301	\$ -	\$ -	\$ -	\$ -	\$ -	\$ 8,947,301	46	38.51
Package 131: Foster Family Recruitment Team Statewide foster family recruitment and retention	\$ 3,008,924	\$ -	\$ -	\$ -	\$ 749,993	\$ -	\$ 3,758,917	17	17.00
Package 801: LFO Analyst Adjustment									
Caseload/Cost Per Case	\$ 3,418,863	\$ -	\$ (1,369,608)	\$ -	\$ (8,612,976)	\$ -	\$ (6,563,721)		
Tech Adjustments/Transfers	\$ (311,944)	\$ -	\$ -	\$ -	\$ (808,091)	\$ -	\$ (1,120,035)	(3)	(2.50)
Error Corrections	\$ 8,574,708	\$ -	\$ 423,747	\$ -	\$ 425,128	\$ -	\$ 9,423,583		
Federal Medical Assistance Percentage	\$ 66,477	\$ -	\$ -	\$ -	\$ (66,477)	\$ -	\$ -		
Enhanced Foster Care	\$ (2,292,741)	\$ -	\$ -	\$ -	\$ -	\$ -	\$ (2,292,741)		
Reduce FOCUS by 25 percent	\$ (6,312,614)	\$ -	\$ (131,979)	\$ -	\$ (187,488)	\$ -	\$ (6,632,081)		
Reduce SPRF by 50 percent	\$ (6,995,871)	\$ -	\$ -	\$ -	\$ -	\$ -	\$ (6,995,871)		
Legal Representation for Caseworkers	\$ 12,657,727	\$ -	\$ -	\$ -	\$ 10,670,188	\$ -	\$ 23,327,915		
Apply Best Practices Staffing to Pkg 040	\$ (21,939)	\$ -	\$ -	\$ -	\$ 6,125,228	\$ -	\$ 6,103,289	44	43.50
Mentoring Assisting Promoting Success	\$ 2,170,701	\$ -	\$ -	\$ -	\$ 961,779	\$ -	\$ 3,132,480	16	14.08
Expand KEEP Program Statewide	\$ 3,100,000	\$ -	\$ -	\$ -	\$ 4,650,000	\$ -	\$ 7,750,000		
Leveraging Intensive Family Engagement	\$ 2,281,394	\$ -	\$ -	\$ -	\$ 1,647,006	\$ -	\$ 3,928,400	0	17.60
Applicable Adoptions Expenditure Limitation	\$ -	\$ -	\$ 578,480	\$ -	\$ 369,848	\$ -	\$ 948,328		
Package 802: \$50 Million Behavioral Health Investment Strengthen Therapeutic Foster Care	\$ 3,500,000	\$ -	\$ 430,000	\$ -	\$ 4,600,000	\$ -	\$ 8,530,000		
Package 803: Comprehensive Child Welfare Information System Developing business case (Stage-Gate 1/Stage Gate 2)	\$ 3,810,386	\$ -	\$ -	\$ -	\$ 3,657,541	\$ -	\$ 7,467,927	9	9.00
SCR 060-07 - Vocational Rehabilitation									
Package 070: Revenue Basic 110 Grant Insufficient	\$ -	\$ -	\$ -	\$ -	\$ (3,435,378)	\$ -	\$ (3,435,378)		
Package 095: Dec-18 Rebalance/Non-CSL Reshoot Basic 110 Grant FFY 18 Reallotment Funds	\$ -	\$ -	\$ -	\$ -	\$ 4,446,741	\$ -	\$ 4,446,741		
Package 116: Pre-Employment Transition Services Staff to collaborate with school districts	\$ -	\$ -	\$ 576,906	\$ -	\$ -	\$ -	\$ 576,906	3	3.00
SCR 060-08 - Aging and People with Disabilities									
Package 082: December 2018 Emergency Board Nursing Facility Survey Staff 2019-21 Cost	\$ 993,087	\$ -	\$ -	\$ -	\$ 4,033,805	\$ -	\$ 5,026,892	15	15.00
Case Managers Embedded in Hospitals	\$ -	\$ -	\$ 725,952	\$ -	\$ -	\$ -	\$ 725,952	4	4.00
Package 095: Dec-18 Rebalance Technical Adjustments/Transfers	\$ 951,469	\$ -	\$ (682,891)	\$ -	\$ 763,459	\$ -	\$ 1,032,037	5	5.00
Package 801: LFO Analyst Adjustment									
Caseload/Cost Per Case	\$ 2,288,834	\$ -	\$ 387,554	\$ -	\$ 64,660	\$ -	\$ 2,741,048		
Error Corrections from CSL	\$ (3,725,447)	\$ -	\$ -	\$ -	\$ (3,842,679)	\$ -	\$ (7,568,126)		
Federal Medical Assistance Percentage	\$ 969,350	\$ -	\$ -	\$ -	\$ (969,350)	\$ -	\$ -		
Eliminate Evidence Based Health Promotion (AAAs)	\$ (1,296,250)	\$ -	\$ -	\$ -	\$ -	\$ -	\$ (1,296,250)		
Eliminate Sequestration Backfill for AAAs	\$ (2,235,831)	\$ -	\$ -	\$ -	\$ -	\$ -	\$ (2,235,831)		
Implement HB 2600	\$ -	\$ -	\$ 135,591	\$ -	\$ 135,168	\$ -	\$ 270,759	3	1.14
One-time use of LTC Facility Assessment \$ Balance for NF	\$ (31,968,510)	\$ -	\$ 31,968,510	\$ -	\$ -	\$ -	\$ -		

DESCRIPTION	GENERAL FUND	LOTTERY FUNDS	OTHER FUNDS		FEDERAL FUNDS		TOTAL ALL FUNDS	POS	FTE
			LIMITED	NONLIMITED	LIMITED	NONLIMITED			
Package 805: Medicaid Access and Staffing									
Increase rates for ALF/RCF/MC/IHA/PACE	\$ 17,188,598	\$ -	\$ -	\$ -	\$ 35,386,344	\$ -	\$ 52,574,942		
Increase rates for APD Adult Foster Homes	\$ 5,000,000	\$ -	\$ -	\$ -	\$ 10,279,284	\$ -	\$ 15,279,284		
Add Community Based Care Surveyors	\$ 1,403,640	\$ -	\$ -	\$ -	\$ 932,940	\$ -	\$ 2,336,580	20	10.00
Add Case Mgrs., Supv, HSS3 positions - APD	\$ 3,846,747	\$ -	\$ -	\$ -	\$ 2,557,529	\$ -	\$ 6,404,276	64	32.00
Add Case Mgrs., Supv, HSS3 positions - AAA	\$ 4,142,404	\$ -	\$ -	\$ -	\$ 4,142,404	\$ -	\$ 8,284,808		
SCR 060-09 - Intellectual and Developmental Disabilities									
Package 801: LFO Analyst Adjustments									
Caseload/Cost Per Case	\$ 13,544,710	\$ -	\$ -	\$ -	\$ 28,216,179	\$ -	\$ 41,760,889		
Federal Medical Assistance Percentage	\$ 814,943	\$ -	\$ 7,225	\$ -	\$ (822,168)	\$ -	\$ -		
Add Expenditure Limitation/Revenue	\$ -	\$ -	\$ -	\$ -	\$ 7,573,892	\$ -	\$ 7,573,892		
Enhanced Medicaid Match for eXPRS	\$ (3,000,000)	\$ -	\$ -	\$ -	\$ 3,000,000	\$ -	\$ -		
Reduce Community House Contract by 10%	\$ (320,083)	\$ -	\$ (320,083)	\$ -	\$ -	\$ -	\$ (640,166)		
Reduce Job Coaching Hours	\$ (2,000,000)	\$ -	\$ -	\$ -	\$ (2,000,000)	\$ -	\$ (4,000,000)		
Workload model update CDDPs/Brokerages	\$ 12,953,834	\$ -	\$ -	\$ -	\$ 9,976,858	\$ -	\$ 22,930,692		
Workload model update - Children's Services	\$ 324,939	\$ -	\$ -	\$ -	\$ 323,892	\$ -	\$ 648,831	3	3.00
Rate Increase for IDD Providers (DSPs)	\$ 30,000,000	\$ -	\$ -	\$ -	\$ 61,815,942	\$ -	\$ 91,815,942		
Implement SB 274: Brokerages Serve Age 14↑	\$ 268,514	\$ -	\$ -	\$ -	\$ 267,674	\$ -	\$ 536,188	3	2.64
Package 802: \$50M Behavioral Health Investment									
Youth with IDD/Behavioral Health Needs	\$ 4,940,000	\$ -	\$ -	\$ -	\$ 10,481,220	\$ -	\$ 15,421,220	1	0.88
SCRs 010-040, 010-045, 010-050 - Central Svcs, Shared Svcs, SAEC									
Package 095: Dec-18 Rebalance	\$ 2,804,886	\$ -	\$ (376,374)	\$ -	\$ (1,630,821)	\$ -	\$ 797,691	4	4.00
Package 202: Medicaid Modularity	\$ 277,922	\$ -	\$ -	\$ -	\$ 276,444	\$ -	\$ 554,366	2	2.00
Package 208: Centralized Abuse Management System	\$ 1,756,474	\$ -	\$ -	\$ -	\$ 1,756,475	\$ -	\$ 3,512,949	3	2.64
Package 801: LFO Analyst Adjustments									
Tech Adjustments/Transfers/Reclasses	\$ 374,654	\$ -	\$ (265,553)	\$ -	\$ (14,596,615)	\$ -	\$ (14,487,514)	3	3.00
Reduce Business Information Services	\$ (500,000)	\$ -	\$ -	\$ -	\$ (500,000)	\$ -	\$ (1,000,000)		
Reduce Shared Services General Fund	\$ (500,000)	\$ -	\$ (1,000,000)	\$ -	\$ (500,000)	\$ -	\$ (2,000,000)		
TOTAL ADJUSTMENTS	\$ 117,966,599	\$ -	\$ 59,396,099	\$ -	\$ 138,006,749	\$ (275,000,000)	\$ 40,369,447	237	199.99
SUBCOMMITTEE RECOMMENDATION *	\$ 3,841,035,869	\$ -	\$ 629,678,984	\$ -	\$ 5,961,628,189	\$ 1,939,345,331	\$ 12,371,688,373	9,399	9,284.49
% Change from 2017-19 Leg Approved Budget	19.8%	0.0%	(5.6%)	0.0%	6.9%	(12.4%)	6.1%	3.6%	7.8%
% Change from 2019-21 Current Service Level	3.2%	0.0%	10.4%	0.0%	2.4%	(12.4%)	0.3%	2.6%	2.2%

*Excludes Capital Construction Expenditures

EMERGENCY BOARD

DESCRIPTION	GENERAL FUND	LOTTERY FUNDS	OTHER FUNDS		FEDERAL FUNDS		TOTAL ALL FUNDS	POS	FTE
			LIMITED	NONLIMITED	LIMITED	NONLIMITED			
Special Purpose Appropriation for Family First Prevention Services Act	\$ 4,000,000	\$ -	\$ -	\$ -	\$ -	\$ -	\$ 4,000,000	0	0.00
Total Adjustments	\$ 4,000,000	\$ -	\$ -	\$ -	\$ -	\$ -	\$ 4,000,000	0	0.00

Legislatively Approved 2019 - 2021 Key Performance Measures

Published: 6/20/2019 11:47:09 AM

Agency: Human Services, Department of

Mission Statement:

To help Oregonians in their own communities achieve safety, well-being and independence through services that protect, empower, respect choice and preserve dignity

Legislatively Approved KPMs	Metrics	Agency Request	Last Reported Result	Target 2020	Target 2021
1. OVRS CLOSED - EMPLOYED – The percentage of Office of Vocational Rehabilitation Services (OVRS) consumers with a goal of employment who are employed.		Approved	57%	65%	65%
2. EMPLOYMENT IN SECOND QUARTER - The percentage of clients closed from plan who are employed during second quarter following closure		Approved	No Data	52%	52%
3. EMPLOYMENT IN FOURTH QUARTER - The percentage of clients closed from plan who are employed during fourth quarter following closure		Approved	No Data	52%	52%
4. MEDIAN QUARTERLY WAGE - Median quarterly wage at second quarter following closure from VR program		Approved	No Data	\$3,300.00	\$3,300.00
5. HOUSEHOLDS AT, OR ABOVE, LIVING WAGE - The percentage of households leaving Self Sufficiency who are at, or above, a living wage four quarters out		Approved	No Data	TBD	TBD
6. HOUSING STABILITY - The percentage of Self Sufficiency participants who improve their housing situation		Approved	No Data	TBD	TBD
7. ABSENCE OF REPEAT MALTREATMENT - The percentage of abused/neglected children who were not subsequently victimized within 6 months of prior victimization.		Approved	92%	97%	97%
8. TIMELY REUNIFICATION - The percentage of foster children exiting to reunification within 12 months of foster care entry.		Approved	71.60%	76%	76%
9. TIMELINESS OF ADOPTION ONCE LEGALLY FREE - Percent of Legally free children adopted in less than 12 months		Approved	42.10%	54%	54%
10. LTC NEED PREVENTION - Percentage of seniors (65+) needing publicly-funded long term care services.		Approved	3.05%	3.08%	3.08%
11. LTC RECIPIENTS LIVING OUTSIDE OF NURSING FACILITIES - The percentage of Oregonians accessing publicly-funded long-term care services who are living outside of nursing facilities.		Approved	87.40%	89%	89%
12. SERVICE ELIGIBILITY - ODDS - The percentage of individuals who apply for ODDS services who are determined eligible within 90 days from application		Approved	No Data	TBD	TBD
13. In-Home Services - The percentage of adults enrolled in the Intellectual/Developmental Disabilities program who are receiving services in their own home, including family home		Approved	No Data	75%	75%
14. SUPPORTED EMPLOYMENT - EMPLOYMENT FIRST - The number of individuals who obtain competitive integrated employment		Approved	No Data	TBD	TBD
15. ABUSE OF PEOPLE WITH DEVELOPMENTAL DISABILITIES - The percentage of substantiated abuse/neglect of adults in licensed and endorsed programs		Approved	No Data	0%	0%
16. Abuse Investigation Timeliness - Percent of abuse reports assigned for field contact that meet policy timelines.		Approved	97.82%	95%	95%

Legislatively Approved KPMS	Metrics	Agency Request	Last Reported Result	Target 2020	Target 2021
17. CUSTOMER SERVICE - Percentage of customers rating their satisfaction with DHS above average or excellent: overall, timeliness, accuracy, helpfulness, expertise, availability of information.	Timeliness	Approved	73.80%	81%	81%
	Accuracy		78.80%	91%	91%
	Overall		75.70%	90%	90%
	Helpfulness		83%	86%	86%
	Expertise		78.50%	90%	90%
	Availability of Information		90%	92%	92%
18. Disparity in foster youth achieving permanency within 2 years by race/ethnicity - Disparity is calculated by taking the ratio of two percentages: Percent of Non-White & Hispanic children achieving permanency goals / Percent of Non-Hispanic White children achieving permanency goals. The permanency goal is the percent of foster youth achieved permanency within 24 months (of those that entered 24 months ago)	Disparity of Non-Hispanic African American Youth	Approved	0.70	1	1
	Disparity of Non-Hispanic Asian/Pacific Islander Youth		0.90	1	1
	Disparity of Non-Hispanic White Youth (always=1)		1	1	1
	Disparity of Non-Hispanic Native American/Alaska Native Youth		1	1	1
	Disparity of Hispanic (any race) Youth		1	1	1
19. CHILDREN SERVED BY CHILD WELFARE RESIDING IN PARENTAL HOME - The percent of children served in Child Welfare on an average daily basis (In Home and Foster Care) who were served while residing in their parent's home.		Approved	23.80%	33%	33%
20. FOOD SECURITY - The percentage of Self Sufficiency participants who improve their food security		Approved	No Data	TBD	TBD
21. SELF-EFFICACY/HOPE - The percentage of Self Sufficiency participants who improve their ability to influence their future outcomes		Approved	No Data	TBD	TBD
2. TANF FAMILY STABILITY - Rate per 1,000 of TANF recipient children entering child welfare (foster care or in home)		Legislatively Deleted	3.40	3.90	3.90
3. TANF RE-ENTRY - The percentage of Temporary Assistance for Needy Families (TANF) cases who have not returned within 18 months after exit due to employment.		Legislatively Deleted	62.51%	TBD	TBD
4. SNAP (Supplemental Nutrition Assistance Program) UTILIZATION - The ratio of Oregonians served by SNAP to the number of low-income Oregonians.		Legislatively Deleted	98%	0%	0%
5. SNAP (Supplemental Nutrition Assistance Program) ACCURACY - The percentage of accurate SNAP payments		Legislatively Deleted	92.23%	0%	0%
6. ENHANCED CHILD CARE - The percentage of children receiving care from providers who are receiving the enhanced or licensed rate for child care subsidized by DHS		Legislatively Deleted	77.60%	0%	0%
12. DEVELOPMENTAL DISABILITY SUPPORT SERVICES - The percentage of eligible adults who are receiving adult support services within 90 days of request.		Legislatively Deleted	72.16%	0%	0%
13. PEOPLE WITH DISABILITIES LIVING AT HOME - The percentage of individuals enrolled in the Intellectual/Developmental disabilities program who are receiving services in their own home.		Legislatively Deleted	75.26%	0%	0%

Legislatively Approved KPMs	Metrics	Agency Request	Last Reported Result	Target 2020	Target 2021
14. SUPPORTED EMPLOYMENT - Increase the number of individuals who receive developmental disability services in supported employment.		Legislatively Deleted	3,012	0	0
15. ABUSE OF PEOPLE WITH DEVELOPMENTAL DISABILITIES - The percentage of people with developmental disabilities experiencing abuse.		Legislatively Deleted	2%	0%	0%
20. TANF JOBS PLACEMENTS - The percentage of clients who achieve job placement each month compared to those anticipated to achieve placement.		Legislatively Deleted	110.40%	TBD	TBD

LFO Recommendation:

Approve the agency's request to delete 10 KPMs and add 11 new or modified KPMs, with targets as shown. Regarding the new measures without data or developed targets, LFO recommends directing the Department to provide a detailed update on the status of data collection and target development as part of the Annual Performance Progress Reports due in October 2019 and October 2020.

The Department has also committed to look at KPM renumbering and title standardization for the next budget cycle.

SubCommittee Action:

The Human Services Subcommittee approved the Legislative Fiscal Office recommendations on Key Performance Measures.

HB 5050 A BUDGET REPORT and MEASURE SUMMARY

Carrier: Sen. Johnson

Joint Committee On Ways and Means

Action Date: 06/25/19

Action: Do pass the A-Eng bill.

Senate Vote

Yeas: 8 - Beyer, Boles, Frederick, Johnson, Manning Jr, Roblan, Steiner Hayward, Wagner

Abs: 4 - Girod, Hansell, Heard, Thomsen

House Vote

Yeas: 8 - Gomberg, Holvey, McLain, McLane, Nosse, Piluso, Rayfield, Stark

Exc: 1 - Smith G

Prepared By: Julie Neburka and Theresa McHugh, Legislative Fiscal Office

Reviewed By: Paul Siebert, Legislative Fiscal Office

Emergency Board

2019-21

Department of Corrections

2017-19

Budget Summary*

	<u>2017-19 Legislatively Approved Budget</u>	<u>2019-21 Committee Recommendation</u>	<u>Committee Change</u>
<u>Emergency Board</u>			
General Fund - General Purpose	-	\$ 75,000,000	\$ 75,000,000
General Fund - Special Purpose Appropriations			
State Agencies for state employee compensation	-	\$ 200,000,000	\$ 200,000,000
State Agencies for non-state worker compensation	-	\$ 20,000,000	\$ 20,000,000
Public Defense services and contract model		\$ 20,000,000	\$ 20,000,000
Grand Jury Recordation	-	\$ 3,000,000	\$ 3,000,000
OHA - Youth with Behavioral Health Needs		\$ 5,700,000	\$ 5,700,000
PDSC and DOC - Unauthorized Use of a Vehicle		\$ 1,000,000	\$ 1,000,000
Secretary of State - SB 861 implementation		\$ 1,146,094	\$ 1,146,094
 <u>ADMINISTRATION PROGRAM AREA</u>			
<u>Department of Administrative Services</u>			
General Fund		\$ 23,939,562	\$ 23,939,562
General Fund Debt Service		\$ (243,315)	\$ (243,315)
Lottery Funds Debt Service		\$ (2,797,357)	\$ (2,797,357)
Other Funds		\$ 98,343,839	\$ 98,343,839
Other Funds Debt Service		\$ 4,975,884	\$ 4,975,884
<u>Advocacy Commissions Office</u>			
General Fund		\$ (3,910)	\$ (3,910)
<u>Employment Relations Board</u>			
General Fund		\$ (24,878)	\$ (24,878)
Other Funds		\$ (17,900)	\$ (17,900)
<u>Oregon Government Ethics Commission</u>			
Other Funds		\$ (31,294)	\$ (31,294)
<u>Office of the Governor</u>			
General Fund		\$ 37,976	\$ 37,976
Lottery Funds		\$ (30,060)	\$ (30,060)
Other Funds		\$ (14,162)	\$ (14,162)
<u>Oregon Liquor Control Commission</u>			
Other Funds	-	\$ (365,805)	\$ (365,805)

<u>Budget Summary*</u>	<u>2017-19 Legislatively Approved Budget</u>	<u>2019-21 Committee Recommendation</u>	<u>Committee Change</u>
<u>Public Employees Retirement System,</u>			
Other Funds		\$ (99,540)	\$ (99,540)
<u>Racing Commission</u>			
Other Funds		\$ (74,492)	\$ (74,492)
<u>Department of Revenue</u>			
General Fund		\$ (1,951,713)	\$ (1,951,713)
General Fund Debt Service		\$ (86,500)	\$ (86,500)
Other Funds		\$ (625,879)	\$ (625,879)
Other Funds Debt Service		\$ 90,000	\$ 90,000
<u>Secretary of State</u>			
General Fund		\$ 198,280	\$ 198,280
Other Funds		(731,332)	\$ (731,332)
Federal Funds		\$ (6,624)	\$ (6,624)
<u>State Library</u>			
General Fund		\$ (2,658)	\$ (2,658)
Other Funds		\$ (54,948)	\$ (54,948)
Federal Funds		\$ (4,478)	\$ (4,478)
<u>State Treasurer</u>			
Other Funds		\$ (786,435)	\$ (786,435)
<u>CONSUMER AND BUSINESS SERVICES PROGRAM AREA</u>			
<u>State Board of Accountancy</u>			
Other Funds	-	\$ (41,790)	\$ (41,790)
<u>Chiropractic Examiners Board</u>			
Other Funds	-	\$ (40,563)	\$ (40,563)
<u>Consumer and Business Services</u>			
Other Funds		\$ (1,805,550)	\$ (1,805,550)
Federal Funds		\$ 724,474	\$ 724,474
<u>Construction Contractors Board</u>			
Other Funds		\$ (223,798)	\$ (223,798)

Budget Summary***Board of Dentistry**

	<u>2017-19 Legislatively Approved Budget</u>	<u>2019-21 Committee Recommendation</u>	<u>Committee Change</u>
Other Funds		\$ (55,978)	\$ (55,978)

Health Related Licensing Boards

Other Funds		\$ (93,931)	\$ (93,931)
-------------	--	-------------	-------------

Bureau of Labor and Industries

General Fund		\$ (186,026)	\$ (186,026)
--------------	--	--------------	--------------

Other Funds		\$ (128,532)	\$ (128,532)
-------------	--	--------------	--------------

Federal Funds		\$ (19,597)	\$ (19,597)
---------------	--	-------------	-------------

Licensed Professional Counselors and Therapists. Board of

Other Funds		\$ (23,995)	\$ (23,995)
-------------	--	-------------	-------------

Licensed Social Workers, Board of

Other Funds		\$ (23,401)	\$ (23,401)
-------------	--	-------------	-------------

Medical Board

Other Funds		\$ (105,576)	\$ (105,576)
-------------	--	--------------	--------------

Board of Nursing

Other Funds		\$ (148,702)	\$ (148,702)
-------------	--	--------------	--------------

Board of Pharmacy

Other Funds	-	\$ (93,745)	\$ (93,745)
-------------	---	-------------	-------------

Oregon Board of Psychology

Other Funds	-	\$ (19,078)	\$ (19,078)
-------------	---	-------------	-------------

Public Utility Commission

Other Funds	-	\$ (337,731)	\$ (337,731)
-------------	---	--------------	--------------

Federal Funds	-	\$ (6,195)	\$ (6,195)
---------------	---	------------	------------

Real Estate Agency

Other Funds	-	\$ (87,703)	\$ (87,703)
-------------	---	-------------	-------------

Tax Practitioners Board

Other Funds	-	\$ (12,149)	\$ (12,149)
-------------	---	-------------	-------------

Budget Summary*

**2017-19 Legislatively
Approved Budget**

**2019-21 Committee
Recommendation**

Committee Change

ECONOMIC AND COMMUNITY DEVELOPMENT PROGRAM AREA**Oregon Business Development Department**

General Fund	\$	9,992,396	\$	9,992,396
General Fund Debt Service	\$	2,050,084	\$	2,050,084
Lottery Funds	\$	12,813,582	\$	12,813,582
Lottery Funds Debt Service	\$	(3,691,197)	\$	(3,691,197)
Other Funds	\$	204,671,736	\$	204,671,736
Other Funds Debt Service	\$	157,290	\$	157,290
Other Funds Nonlimited	\$	35,000,000	\$	35,000,000
Federal Funds	\$	(6,078)	\$	(6,078)

Employment Department

Other Funds	\$	(899,214)	\$	(899,214)
Federal Funds	\$	(665,899)	\$	(665,899)

Housing and Community Services Department

General Fund	\$	(941,245)	\$	(941,245)
General Fund Debt Service	\$	9,781,918	\$	9,781,918
Lottery Funds Debt Service	\$	(79,455)	\$	(79,455)
Other Funds	\$	62,397,519	\$	62,397,519
Other Funds Debt Service	\$	1,099	\$	1,099
Federal Funds	\$	(1,035,075)	\$	(1,035,075)

Department of Veterans' Affairs

General Fund	\$	(51,109)	\$	(51,109)
General Fund Debt Service	\$	(1,871,420)	\$	(1,871,420)
Lottery Funds	\$	961,666	\$	961,666
Other Funds	\$	3,912,257	\$	3,912,257

EDUCATION PROGRAM AREA**Department of Education**

General Fund	\$	(125,070)	\$	(125,070)
General Fund Debt Service	\$	(1,345,537)	\$	(1,345,537)
Other Funds	\$	125,770,137	\$	125,770,137
Other Funds Debt Service	\$	9,330	\$	9,330
Federal Funds	\$	(324,415)	\$	(324,415)

Budget Summary*

	<u>2017-19 Legislatively Approved Budget</u>	<u>2019-21 Committee Recommendation</u>	<u>Committee Change</u>
<u>State School Fund</u>			
General Fund		\$ 5,101,078	\$ 5,101,078
Lottery Funds		\$ (5,573,050)	\$ (5,573,050)
Other Funds		\$ 471,972	\$ 471,972
<u>Higher Education Coordinating Commission</u>			
General Fund		\$ 73,809	\$ 73,809
Other Funds		\$ 6,385,614	\$ 6,385,614
Federal Funds		\$ 65,430	\$ 65,430
<u>State Support to Community Colleges</u>			
General Fund		\$ 975,000	\$ 975,000
General Fund Debt Service		\$ (5,763,861)	\$ (5,763,861)
Lottery Funds Debt Service		\$ (242,498)	\$ (242,498)
Other Funds Debt Service		\$ 3,126,854	\$ 3,126,854
<u>State Support to Public Universities</u>			
General Fund		\$ 5,653,419	\$ 5,653,419
General Fund Debt Service		\$ (12,483,243)	\$ (12,483,243)
Lottery Funds		\$ 5,859,809	\$ 5,859,809
Lottery Funds Debt Service		\$ (774,410)	\$ (774,410)
Other Funds Debt Service		\$ 4,876,782	\$ 4,876,782
<u>State Support to Oregon Health Sciences University</u>			
General Fund Debt Service		\$ (48,310)	\$ (48,310)
Other Funds Debt Service		\$ 48,365	\$ 48,365
<u>Teacher Standards and Practices</u>			
Other Funds		\$ (87,203)	\$ (87,203)
<u>HUMAN SERVICES PROGRAM AREA</u>			
<u>Commission for the Blind</u>			
General Fund		\$ (103,100)	\$ (103,100)
Other Funds		\$ (7,232)	\$ (7,232)
Federal Funds		\$ (115,724)	\$ (115,724)

Budget Summary*

Oregon Health Authority

	2017-19 Legislatively Approved Budget	2019-21 Committee Recommendation	Committee Change
General Fund		\$ 3,296,378	\$ 3,296,378
General Fund Debt Service		\$ (216,292)	\$ (216,292)
Lottery Funds		\$ (4,929)	\$ (4,929)
Other Funds		\$ 13,711,749	\$ 13,711,749
Other Funds Debt Service		\$ 216,435	\$ 216,435
Federal Funds		\$ 27,649,540	\$ 27,649,540

Department of Human Services

General Fund		\$ 7,944,508	\$ 7,944,508
General Fund Debt Service		\$ 1,512,253	\$ 1,512,253
Other Funds		\$ 43,415,376	\$ 43,415,376
Federal Funds		\$ 132,642,331	\$ 132,642,331

Long Term Care Ombudsman

General Fund		\$ (60,461)	\$ (60,461)
Other Funds		\$ (8,161)	\$ (8,161)

Psychiatric Security Review Board

General Fund		\$ (30,871)	\$ (30,871)
--------------	--	-------------	-------------

JUDICIAL BRANCH

Judicial Department

General Fund		\$ 2,077,938	\$ 2,077,938
General Fund Debt Service		\$ (3,585,266)	\$ (3,585,266)
Other Funds		\$ 137,039,553	\$ 137,039,553
Other Funds Debt Service		\$ 1,300,000	\$ 1,300,000
Federal Funds		\$ (1,408)	\$ (1,408)

Commission on Judicial Fitness and Disability

General Fund		\$ 16,000	\$ 16,000
--------------	--	-----------	-----------

Public Defense Services Commission

General Fund		\$ 3,394,972	\$ 3,394,972
Other Funds		\$ 302,670	\$ 302,670

Budget Summary*

LEGISLATIVE BRANCH

Legislative Administration Committee

	2017-19 Legislatively Approved Budget	2019-21 Committee Recommendation	Committee Change
General Fund		\$ 1,330,850	\$ 1,330,850
General Fund Debt Service		\$ 527,814	\$ 527,814
Other Funds		\$ 5,167,447	\$ 5,167,447
Other Funds Debt Service		\$ 38,500	\$ 38,500

Legislative Assembly

General Fund		\$ (235,919)	\$ (235,919)
--------------	--	--------------	--------------

Legislative Commission on Indian Services

General Fund		\$ (7,244)	\$ (7,244)
--------------	--	------------	------------

Legislative Counsel

General Fund		\$ (70,545)	\$ (70,545)
Other Funds		\$ (6,086)	\$ (6,086)

Legislative Fiscal Office

General Fund		\$ (30,828)	\$ (30,828)
Other Funds		\$ (15,770)	\$ (15,770)

Legislative Revenue Office

General Fund		\$ (16,951)	\$ (16,951)
--------------	--	-------------	-------------

Legislative Policy and Research Office

General Fund		\$ (57,110)	\$ (57,110)
--------------	--	-------------	-------------

NATURAL RESOURCES PROGRAM AREA

State Department of Agriculture

General Fund		\$ 916,315	\$ 916,315
Lottery Funds		\$ (68,464)	\$ (68,464)
Other Funds		\$ (595,327)	\$ (595,327)
Federal Funds		\$ (52,494)	\$ (52,494)

Columbia River Gorge Commission

General Fund		\$ 109,813	\$ 109,813
--------------	--	------------	------------

State Department of Energy

General Fund		\$ 2,000,000	\$ 2,000,000
Lottery Funds Debt Service		\$ (5)	\$ (5)
Other Funds		\$ 1,576,722	\$ 1,576,722
Federal Funds		\$ (7,330)	\$ (7,330)

Budget Summary*

	<u>2017-19 Legislatively Approved Budget</u>	<u>2019-21 Committee Recommendation</u>	<u>Committee Change</u>
<u>Department of Environmental Quality</u>			
General Fund		\$ 51,176	\$ 51,176
General Fund Debt Service		\$ 834,752	\$ 834,752
Lottery Funds		\$ (31,593)	\$ (31,593)
Other Funds		\$ 3,747,167	\$ 3,747,167
Federal Funds		\$ (113,604)	\$ (113,604)
<u>State Department of Fish and Wildlife</u>			
General Fund		\$ 115,083	\$ 115,083
General Fund Debt Service		\$ (324,470)	\$ (324,470)
Lottery Funds		\$ (18,626)	\$ (18,626)
Other Funds		\$ (672,467)	\$ (672,467)
Other Funds Capital Improvement		\$ (4,077)	\$ (4,077)
Federal Funds		\$ (1,187,333)	\$ (1,187,333)
<u>Department of Forestry</u>			
General Fund		\$ 1,340,580	\$ 1,340,580
General Fund Debt Service		\$ (2,470,088)	\$ (2,470,088)
Lottery Funds Debt Service		\$ (61,999)	\$ (61,999)
Other Funds		\$ (1,351,583)	\$ (1,351,583)
Other Funds Debt Service		\$ 151,184	\$ 151,184
Federal Funds		\$ (77,626)	\$ (77,626)
<u>Department of Geology and Mineral Industries</u>			
General Fund		\$ (25,615)	\$ (25,615)
Other Funds		\$ (29,270)	\$ (29,270)
Federal Funds		\$ (19,870)	\$ (19,870)
<u>Department of Land Conservation and Development</u>			
General Fund		\$ 1,794,756	\$ 1,794,756
Other Funds		\$ (2,132)	\$ (2,132)
Federal Funds		\$ (17,182)	\$ (17,182)
<u>Land Use Board of Appeals</u>			
General Fund		\$ (21,627)	\$ (21,627)

Budget Summary*

	<u>2017-19 Legislatively Approved Budget</u>	<u>2019-21 Committee Recommendation</u>	<u>Committee Change</u>
<u>Oregon Marine Board</u>			
Other Funds		\$ (92,426)	\$ (92,426)
Federal Funds		\$ (2,643)	\$ (2,643)
<u>Department of Parks and Recreation</u>			
Lottery Funds		\$ (416,598)	\$ (416,598)
Lottery Funds Debt Service		\$ (76,557)	\$ (76,557)
Other Funds		\$ 4,212,940	\$ 4,212,940
Other Funds Debt Service		\$ 33,023	\$ 33,023
Federal Funds		\$ (4,620)	\$ (4,620)
<u>Department of State Lands</u>			
Lottery Funds Debt Service		\$ (589,920)	\$ (589,920)
Other Funds		\$ 5,538,837	\$ 5,538,837
Federal Funds		\$ 148,732	\$ 148,732
<u>Water Resources Department</u>			
General Fund		\$ (435,713)	\$ (435,713)
Lottery Funds Debt Service		\$ (926,818)	\$ (926,818)
Other Funds		\$ 43,734,905	\$ 43,734,905
Other Funds Debt Service		\$ 394	\$ 394
Federal Funds		\$ (1,215)	\$ (1,215)
<u>Watershed Enhancement Board</u>			
Lottery Funds		\$ (22,280)	\$ (22,280)
Federal Funds		\$ (6,493)	\$ (6,493)
<u>PUBLIC SAFETY PROGRAM AREA</u>			
<u>Department of Corrections</u>			
General Fund		\$ (6,481,181)	\$ (6,481,181)
General Fund Debt Service		\$ 1,073,820	\$ 1,073,820
Other Funds		\$ 5,265,521	\$ 5,265,521
Other Funds Debt Service		\$ 51,378	\$ 51,378
<u>Oregon Criminal Justice Commission</u>			
General Fund		\$ 36,193	\$ 36,193
Other Funds		\$ 273,635	\$ 273,635
Federal Funds		\$ (1,216)	\$ (1,216)

Budget Summary*

	<u>2017-19 Legislatively Approved Budget</u>	<u>2019-21 Committee Recommendation</u>	<u>Committee Change</u>
<u>District Attorneys and their Deputies</u>			
General Fund		\$ (105,735)	\$ (105,735)
<u>Department of Justice</u>			
General Fund		\$ (667,789)	\$ (667,789)
General Fund Debt Service		\$ 1,484,988	\$ 1,484,988
Other Funds		\$ (2,479,020)	\$ (2,479,020)
Federal Funds		\$ (716,952)	\$ (716,952)
<u>Oregon Military Department</u>			
General Fund		\$ 179,395	\$ 179,395
General Fund Debt Service		\$ (36,468)	\$ (36,468)
Other Funds		\$ (373,737)	\$ (373,737)
Other Funds Debt Service		\$ 33,000	\$ 33,000
Federal Funds		\$ (691,605)	\$ (691,605)
<u>Oregon Board of Parole and Post-Prison Supervision</u>			
General Fund		\$ (101,621)	\$ (101,621)
<u>Oregon State Police</u>			
General Fund		\$ (2,122,021)	\$ (2,122,021)
Lottery Funds		\$ (69,541)	\$ (69,541)
Other Funds		\$ (873,872)	\$ (873,872)
Federal Funds		\$ (23,603)	\$ (23,603)
<u>Department of Public Safety Standards and Training</u>			
Other Funds		\$ (290,693)	\$ (290,693)
Federal Funds		\$ 324,810	\$ 324,810
<u>Oregon Youth Authority</u>			
General Fund		\$ (1,803,255)	\$ (1,803,255)
General Fund Debt Service		\$ (3,008,574)	\$ (3,008,574)
Other Funds		\$ 772,367	\$ 772,367
Other Funds Debt Service		\$ 95,000	\$ 95,000
Federal Funds		\$ (74,149)	\$ (74,149)
<u>TRANSPORTATION PROGRAM AREA</u>			
<u>Department of Aviation</u>			
Other Funds		\$ (32,084)	\$ (32,084)
Federal Funds		\$ (826)	\$ (826)

Budget Summary*

Department of Transportation

	2017-19 Legislatively Approved Budget	2019-21 Committee Recommendation	Committee Change
General Fund Debt Service		\$ (8,904)	\$ (8,904)
Lottery Funds Debt Service		\$ (3,182,760)	\$ (3,182,760)
Other Funds		\$ (3,318,842)	\$ (3,318,842)
Other Funds Debt Service		\$ 8,904	\$ 8,904
Federal Funds		\$ (65,547)	\$ (65,547)

2019-21 Budget Summary

General Fund Total		\$ 380,757,376	\$ 380,757,376
General Fund Debt Service		\$ (14,226,619)	\$ (14,226,619)
Lottery Funds Total		\$ 13,399,916	\$ 13,399,916
Lottery Funds Debt Service		\$ (12,422,976)	\$ (12,422,976)
Other Funds Total		\$ 749,532,835	\$ 749,532,835
Other Funds Debt Service		\$ 15,213,422	\$ 15,213,422
Other Funds Nonlimited		\$ 35,000,000	\$ 35,000,000
Other Funds Capital Improvement		\$ (4,077)	\$ (4,077)
Federal Funds Total		\$ 156,305,516	\$ 156,305,516

* Excludes Capital Construction

2017-19 Supplemental Appropriations

Department of Corrections

	2017-19 Legislatively Approved Budget	2017-19 Committee Recommendation	Committee Change
General Fund	-	\$ 3,000,000	\$ 3,000,000

<u>2019-21 Position Summary</u>	<u>2017-19 Legislatively Approved Budget</u>	<u>2019-21 Committee Recommendation</u>	<u>Committee Change</u>
ADMINISTRATION PROGRAM AREA			
<u>Department of Administrative Services</u>			
Authorized Positions		2	2
Full-time Equivalent (FTE) positions		2.00	2.00
<u>Secretary of State</u>			
Authorized Positions		2	2
Full-time Equivalent (FTE) positions		1.75	1.75
CONSUMER AND BUSINESS SERVICES PROGRAM AREA			
<u>Consumer and Business Services</u>			
Authorized Positions		1	1
Full-time Equivalent (FTE) positions		1.00	1.00
ECONOMIC AND COMMUNITY DEVELOPMENT PROGRAM AREA			
<u>Housing and Community Services Department</u>			
Authorized Positions		7	7
Full-time Equivalent (FTE) positions		5.67	5.67
<u>Oregon Business Development Department</u>			
Authorized Positions		1	1
Full-time Equivalent (FTE) positions		0.88	0.88
EDUCATION PROGRAM AREA			
<u>Higher Education Coordinating Commission</u>			
Authorized Positions		10	10
Full-time Equivalent (FTE) positions		9.50	9.50

2019-21 Position Summary

HUMAN SERVICES PROGRAM AREA

Oregon Health Authority

	2017-19 Legislatively Approved Budget	2019-21 Committee Recommendation	Committee Change
Authorized Positions		47	47
Full-time Equivalent (FTE) positions		36.18	36.18

Department of Human Services

Authorized Positions		32	32
Full-time Equivalent (FTE) positions		29.90	29.90

JUDICIAL BRANCH

Judicial Department

Authorized Positions		17	17
Full-time Equivalent (FTE) positions		13.50	13.50

Public Defense Services Commission

Authorized Positions		2	2
Full-time Equivalent (FTE) positions		2.00	2.00

NATURAL RESOURCES PROGRAM AREA

Department of Land Conservation and Development

Authorized Positions		7	7
Full-time Equivalent (FTE) positions		6.00	6.00

Department of Fish and Wildlife

Authorized Positions		-	-
Full-time Equivalent (FTE) positions		(0.50)	(0.50)

Department of Environmental Quality

Authorized Positions		(1)	(1)
Full-time Equivalent (FTE) positions		(1.00)	(1.00)

Department of Energy

Authorized Positions		3	3
Full-time Equivalent (FTE) positions		1.25	1.25

2019-21 Position Summary

2017-19 Legislatively
Approved Budget

2019-21 Committee
Recommendation

Committee Change

TRANSPORTATION PROGRAM AREA

Department of Transportation

Authorized Positions	3	3
Full-time Equivalent (FTE) positions	0.42	0.42

Summary of Revenue Changes

The General Fund appropriations made in the bill are within resources available as projected in the May 2019 economic and revenue forecast by the Department of Administrative Services (DAS), Office of Economic Analysis, supplemented by transfers from various agency accounts to the General Fund for general governmental purposes as authorized in HB 2377, plus other actions to reduce state agency expenditures.

Summary of Capital Construction Subcommittee Action

HB 5050 appropriates General Fund to the Emergency Board for general purpose and targeted special purpose appropriations and makes other adjustments to individual agency budgets and position authority as described below.

Emergency Board

The Emergency Board allocates General Fund and provides Lottery Funds, Other Funds, and Federal Funds expenditure limitation to state agencies for unanticipated needs in approved agency budgets when the Legislature is not in session. The Subcommittee appropriated \$75 million General Fund to the Emergency Board for general purposes.

HB 5050 makes seven special purpose appropriations to the Emergency Board, totaling \$250.8 million General Fund. Agencies must make a request to the Emergency Board to access these funds. The seven special purpose appropriations are:

- \$200 million General Fund for state employee compensation changes.
- \$20 million General Fund for allocation to state agencies for compensation changes driven by collective bargaining for workers who are not state employees.

- \$5.7 million General Fund for allocation to the Oregon Health Authority to support interdisciplinary assessment teams to provide consultation, evaluation, and stabilization services to youth with behavioral health needs. This appropriation reflects one of the recommendations of the Children and Youth with Specialized Needs Workgroup and is consistent with SB 1 (2019), which provides the framework for establishing these teams.
- \$20 million General Fund for allocation to the Public Defense Services Commission for activities designed to improve indigent defense caseloads and to implement an improved public defense contract model.
- \$1 million General Fund for allocation to the Public Defense Services Commission and the Department of Corrections or both, for costs relating to prosecutions for the unauthorized use of a vehicle per HB 2328 (2019).
- \$1,146,094 General Fund for allocation to the Secretary of State for costs relating to the implementation prepaid postage on ballot return envelopes per SB 861 (2019).
- \$3 million General Fund for the implementation of grand jury recordation and SB 505 (2017).

With the beginning of the statewide roll-out of grand jury recordation, questions have arisen regarding how grand jury recordation can be delivered in the most efficient, consistent, and economical method across the state given the Legislature’s funding of similar recordation services for circuit courts. To this end, the Subcommittee approved the following budget note.

Budget Note

The Judicial Department, District Attorneys, and the Association of Oregon Counties are to report to the Interim Joint Committee on Ways and Means in January of 2020 with a joint plan that provides for the most efficient, consistent, and cost effective delivery of grand jury recordation across the state, including, but not limited to, the assignment by entity of responsibility for: (a) non-attorney staff to manage recording equipment and train grand jurors on the use of recording equipment; (b) non-attorney staff to review and redact grand jury recordings; (c) production of grand jury transcripts; and (d) information technology costs for the day-to-day upkeep of the recording devices and the storage or archiving of recordings.

If these special purpose appropriations are not allocated by the Emergency Board before December 1, 2020, any remaining funds become available to the Emergency Board for general purposes.

The Subcommittee established a reservation within the general purpose Emergency Fund of \$10 million for the Department of Human Services for the Child Welfare program as the agency continues to implement its action plan to improve child safety, stabilize the workforce, and help foster families. The Department may request allocation of the reservation from the Emergency Board for efforts or initiatives not covered within the existing budget upon evidence that the additional funding will result in demonstrative improvements in Oregon’s child welfare system.

A second reservation was established within the general purpose Emergency Fund of \$9 million for the Oregon Health Authority for the purpose of supporting community mental health programs. The Oregon Health Authority may request allocation of the reservation from the Emergency Board if any or all of these funds are deemed necessary to maintain the 2017-19 level of on-going community mental health program services funded by the agency.

Adjustments to Approved 2019-21 Agency Budgets

STATEWIDE ADJUSTMENTS

Statewide adjustments reflect budget changes in multiple agencies based on reductions in Department of Administrative Services' assessments and charges for services, Attorney General rates, Secretary of State assessments, and Parks assessments. Statewide adjustments also reflect net reductions to debt service realized through interest rate savings on bond sales, and Other Funds balances and interest earnings that can be applied to debt service. Total savings are \$66.2 million General Fund, \$13.7 million Lottery Funds, \$34 million Other Funds, and \$11 million Federal Funds.

Specific reductions include \$37.1 million total funds from lower Department of Administrative Services assessments and service rates; \$31.1 million total funds from PERS rate updates; \$39.8 million total funds from debt service interest rate savings and refunding of outstanding bonds; \$8.1 million total funds from lower Attorney General rates; and \$2.6 million total funds from lower Secretary of State and Parks assessments.

Section 161 of the budget bill reflects the changes, as described above, for each agency. These adjustments are included in the table at the beginning of the budget report but are not addressed in the individual agency narratives. Additionally, new Other Funds debt service expenditure limitations for multiple agencies are established to accommodate the use of fund balances for debt repayment.

ADMINISTRATION

Department of Administrative Services

The Subcommittee approved various one-time General Fund appropriations to the Department of Administrative Services for the following purposes:

- \$7,500,000 for disbursement to the United Way for census outreach and coordination activities
- \$2,000,000 for disbursement to Clatsop County for the Clatsop County Jail
- \$2,000,000 for disbursement to Innovation Law Lab for Immigration Defense
- \$1,500,000 for disbursement to Josephine County for rural fire protection district start-up costs once the district is created
- \$1,000,000 for disbursement to City of Salem for the Gerry Frank/Salem Rotary Amphitheater
- \$1,000,000 for disbursement to Umatilla-Morrow Head Start for an Early Learning Center
- \$1,000,000 for disbursement to Umatilla County for surface water pumping costs of groundwater rights holders in Critical Groundwater areas
- \$700,000 for disbursement to Central Linn School District for the 6th-8th grade Cobra Academy
- \$500,000 for disbursement to Siuslaw Regional Aquatics Center for renovations of the Mapleton Pool
- \$500,000 for disbursement to Tucker Maxon School for capital improvements
- \$500,000 for disbursement to Association of Oregon Counties for urban growth boundary planning grants to Eastern Oregon Counties
- \$500,000 for disbursement to Oregon Thoroughbred Owners and Breeders Association for safety improvements at race tracks holding race meets and education for thoroughbred owners and breeders
- \$500,000 for disbursement to Lutheran Community Services Northwest for drug abuse programs
- \$500,000 for disbursement to Special Olympics Oregon for sports training and athletic competition
- \$485,000 for disbursement to Clackamas County for Clackamas Women's Services
- \$452,930 for disbursement to Douglas Timber Operators for a Rogue River Sediment Study
- \$400,000 for disbursement to Historic Portland Public Market Foundation for the James Beard Public Market
- \$300,000 for disbursement to City of Independence for a Mid-Willamette Valley Trolley
- \$300,000 for disbursement to Ecumenical Ministries of Oregon for its runaway homeless youth program
- \$250,000 for disbursement to Liberty House of Salem for childhood abuse assessment and support services
- \$175,000 for disbursement to Harney County School District #1J to drill a potable water well
- \$100,000 for disbursement to Save the Salem Peace Mosaic to protect the River of Peace mosaic
- \$30,000 for disbursement to Klamath County to acquire, install, and maintain stream gauges in the Klamath Basin

The Subcommittee added \$61,331,872 Other Funds expenditure limitation for one-time costs of special payments associated with the disbursement of proceeds from 2019-21 Lottery Bond sales; projects are detailed below and approved in HB 5030. Cost of issuance for these projects totals \$1,247,463. There is no debt service allocated in the 2019-21 biennium, as the bonds will not be sold until the spring of 2021. Debt service payments on all the projects described below are estimated to be \$10,581,755 Lottery Funds for the 2021-23 biennium and \$105,334,738 over the life of the bonds.

- \$15,000,000 Other Funds for disbursement to Eugene Family YMCA Facility
- \$10,000,000 Other Funds for disbursement to City of Roseburg - Southern Oregon Medical Workforce Center

- \$5,000,000 Other Funds for disbursement to Oregon Coast Aquarium
- \$5,000,000 Other Funds for disbursement to YMCA of Columbia-Willamette to purchase the Beaverton Hoop YMCA
- \$4,100,000 Other Funds for disbursement to Jefferson County - Health and Wellness Center
- \$3,500,000 Other Funds for disbursement to Parrott Creek Child & Family Services - Building Renovation
- \$2,500,000 Other Funds for disbursement to Center for Hope and Safety - Hope Plaza
- \$2,500,000 Other Funds for disbursement to Wallowa Valley Center for Wellness
- \$2,400,000 Other Funds for disbursement to Port of Cascade Locks - Business Park Expansion
- \$2,311,872 Other Funds for disbursement to Multnomah County School District #7 - Reynolds High School Health Center
- \$2,000,000 Other Funds for disbursement to City of Gresham - Gradin Community Sports Park
- \$2,000,000 Other Funds for disbursement to Curry Health District - Brookings Emergency Room
- \$2,000,000 Other Funds for disbursement to Hacienda Community Development Corporation - Las Adelitas Housing Project
- \$1,600,000 Other Funds for disbursement to Umatilla County Jail - Expansion/Mental Health Facility
- \$1,400,000 Other Funds for disbursement to Port of Morrow - Early Learning Center Expansion

The Subcommittee approved an increase of \$27,405,993 Other Funds expenditure limitation for special payments associated with the disbursement of proceeds from Lottery Bonds issued in previous biennia that have yet to be fully disbursed to grantees.

The Subcommittee added \$10,525,000 Other Funds expenditure limitation for one-time special payments associated with the disbursement of proceeds from Article XI-Q general obligation bond sales; projects are detailed below and approved in HB 5005. Cost of issuance for these projects totals \$199,075. There is no debt service allocated in the 2019-21 biennium, as the bonds will not be sold until the spring of 2021. Total debt service on the projects described below is estimated at \$2,257,480 General Fund for the 2021-23 biennium and \$15,834,095 General Fund over the life of the bonds.

- \$5,325,925 Other Funds for disbursement to the Oregon State Fair for facilities capital improvements
- \$3,000,000 Other Funds for disbursement to the Oregon State Fair for improvements to and repairs of the Horse Barn
- \$2,000,000 Other Funds for disbursement to the Oregon State Fair for improvements to and repairs of the Poultry Barn

The Subcommittee approved \$4,527,721 in additional Other Funds Debt Service to support repayment of Article XI-Q General Obligation bond proceeds approved in HB 5005 that will be issued before the end of the biennium to support DAS projects, and an Other Funds expenditure limitation increase of \$800,000 was included for the cost of issuance of the bonds.

One-time General Fund increases to on-going operating subsidies for the Oregon Historical Society (\$1,250,000) and Oregon Public Broadcasting (\$500,000) were also approved.

The Subcommittee approved a technical adjustment for the Public Records Advocate Office which increased Personal Services by \$113,406 and reduced Services and Supplies in the Department of Administrative Services Chief Operating Office not related to the Public Records Advocate Office by a like amount, for a net zero change. Two limited duration full-time positions (2.00 FTE) were approved (an Operations & Policy Analyst 4 and a State Procurement Analyst) to backfill DAS employees who will be working with the Public Employee Retirement System (PERS) on information technology solutions needed to implement SB 1049, which made significant changes to public employees' retirement. The cost of the DAS positions dedicated full-time to the PERS project to implement SB 1049 will be paid by PERS.

Office of the Governor

A General Fund appropriation of \$250,000 was approved for the Office of the Governor to provide administrative support for the Council on Wildfire Response established by executive order number 19-01. The Council was created to review Oregon's current model for wildfire prevention, preparedness, and response and provide recommendations to strengthen, improve, or replace the existing model. The recommendations of the council will be presented to the Governor no later than September 30, 2019.

Oregon Liquor Control Commission

Other Funds expenditure limitation in the amount of \$233,400 is included for the Oregon Liquor Control Commission to support a permanent, full-time internal auditor position. The position will help to evaluate and improve internal processes with the goal of increasing productivity and minimizing risk throughout the agency's various divisions.

Secretary of State

To address the costs of implementing HB 2983 relating to campaign finance, the Subcommittee appropriated \$336,696 General Fund to the Secretary of State's Elections Division and authorized the establishment of two new limited duration Compliance Specialist 2 positions (1.75 FTE). These positions will be used to manually accept, review, and maintain lists of filings; answer questions; conduct investigations; oversee civil penalties and case hearings; and fulfill public records requests. Over time, some of these manual processes will be able to be moved online reducing personal services costs, but potentially incurring one-time information technology expenditures. The agency can report back to the Legislature during the 2020 legislative session on progress in implementing HB 2983.

CONSUMER AND BUSINESS SERVICES

Department of Consumer and Business Services

An increase in Other Funds expenditure limitation of \$262,610 and the authorization to establish a permanent full-time position (1.00 FTE) in the Division of Financial Regulation, working on the Senior Health Insurance Benefit program, was approved by the Subcommittee. The position is being restored from a reduction taken in the agency's 2019 budget bill.

The Subcommittee approved an increase in the Federal Funds expenditure limitation to the Department of Consumer and Business Services of \$780,000 to allow the agency to expend federal grant funds awarded but not fully expended during the 2017-19 biennium from the Centers for Medicare and Medicaid Services for the planning and implementing of certain insurance market reforms under Title 27 of the Public Health Service Act.

ECONOMIC AND COMMUNITY DEVELOPMENT

Oregon Business Development Department

The Subcommittee approved a one-time General Fund appropriation of \$10,000,000 for the Oregon Business Development Department (OBDD) to deposit in the University Innovation Research Fund (UIRF) established in HB 2377. Other Funds limitation of \$10,000,000 was also established to accommodate distribution of monies from the UIRF. The UIRF will support grants to public universities and the Oregon Health and Science University to match competitive federal research awards, increasing the competitiveness of Oregon universities for federal research funds, leveraging federal grants that require matching funds, and supporting innovation and research capacity. Grants will be targeted in priority industries, such as advanced manufacturing, high technology, outdoor gear and apparel, health care innovation, food and beverage, and forestry and wood products.

Lottery Funds expenditure limitation for the Strategic Reserve Fund (SRF) was increased by \$2,000,000, bringing total ongoing Lottery Funds support for SRF to \$8,978,100, not including limitation of \$3,718,693 that was provided to expend the program's estimated beginning balance of committed project awards. The Subcommittee also increased Lottery Funds expenditure limitation by \$5,000,000 for the Oregon Manufacturing and Innovation Center (OMIC) operating and research expenses, bringing total Lottery Funds support for OMIC operations in the Department's budget to \$8,736,800.

The Subcommittee approved increasing Lottery Funds by \$175,350 and Other Funds by \$30,944 in the Operations Division to establish an Internal Auditor 3 position (0.88 FTE). The approved amount includes \$194,794 for personal services and \$11,500 for associated services and supplies expenditures.

The Subcommittee approved one-time Lottery Funds expenditure limitation of \$3,600,001 in the Infrastructure Division for the following projects and programs:

- \$500,000 for City of Sandy - Wastewater System Planning and Permitting
- \$500,000 for Columbia Corridor Drainage Districts Joint Contracting Authority - Levee Ready Columbia
- \$1,600,000 for Port of Port Orford - Port of Port Orford Cannery Redevelopment
- \$1,000,000 for City of Astoria - Warehouse Site Cleanup and Redevelopment
- \$1 for Tide Gates and Culverts Repair and Replacement Program

A lottery allocation of \$6,000,000 for the Tide Gates and Culverts Program is included in HB 5029. The Legislature or Emergency Board will increase the Lottery Funds expenditure limitation for the program after the Department presents a request that includes a proposal, developed in coordination with the Oregon Watershed Enhancement Board, for distributing grants and loans for the repair and replacement of tide gate and culvert infrastructure. The proposal should address eligible recipients, matching fund requirements, maximum awards for planning and construction grants and loans, criteria for prioritizing project requests, and necessary coordination with state, local, and federal agencies, as well as surrounding landowners or other entities, required for project implementation.

The Subcommittee approved one-time Lottery Funds expenditure limitation of \$2,125,000 for the Arts Commission to distribute the following grants:

- \$375,000 for Cottage Theatre - ACT III Theatre Expansion
- \$250,000 for High Desert Museum - By Hand Through Memory Exhibit Renovation and Art of the American West Gallery
- \$1,000,000 for Liberty Theatre - Stage House and Facilities Improvements
- \$500,000 for Oregon Nikkei Endowment - Oregon Nikkei Legacy Center Renovations

Other Funds expenditure limitation was increased by \$191,380,000 for distribution of general obligation and lottery bond proceeds authorized in HB 5005 and HB 5030 for the following projects and programs:

- \$100,000,000 for Seismic Rehabilitation Grant Program - Schools
- \$20,000,000 for Seismic Rehabilitation Grant Program - Emergency Services Facilities
- \$15,000,000 for Levee Grant Program
- \$15,000,000 for Port of Coos Bay - Channel Deepening Project
- \$1,880,000 for City of Mill City - Storm Drainage System Improvements
- \$20,000,000 for City of Salem - Drinking Water System Improvements
- \$7,000,000 for City of Sweet Home - Wastewater Treatment Plant Rehabilitation

- \$7,800,000 for Confederated Tribes of the Warm Springs Reservation - Warm Springs Wastewater Treatment Plant, Water Meter, and Water Distribution System Improvements
- \$1,700,000 for City of Hood River - Waterfront Stormwater Line Replacement
- \$1,500,000 for Beaverton Arts Foundation - Patricia Reser Center for the Arts
- \$1,500,000 for Lincoln City Cultural Center - Cultural Plaza and Exterior Grounds

The Subcommittee also increased Nonlimited Other Funds expenditures by \$35,000,000 for distribution of lottery bond proceeds authorized for the Special Public Works Fund (\$30 million) and the Brownfields Redevelopment Fund (\$5 million).

Other Funds expenditure limitation was increased by a total of \$3,338,294 for costs of issuing the general obligation and lottery revenue bonds authorized for the above projects. Bond proceeds are used to finance these costs.

The Subcommittee also established Other Funds debt service expenditure limitation of \$157,290 to allow the agency to apply excess proceeds and interest earnings to debt service payments in the 2019-21 biennium. An associated decrease in General Fund and Lottery Funds debt service is included in the statewide debt service adjustments table.

Finally, General Fund debt service was increased by \$4,535,118 for payments in the 2019-21 biennium on general obligation bonds authorized for the Seismic Rehabilitation Grant Program. The additional debt service supports issuing \$50.6 million of seismic rehabilitation bonds for schools and \$10.1 million of seismic rehabilitation bonds for emergency services facilities in spring 2020. The remaining seismic rehabilitation bonds, and all lottery revenue bonds authorized for projects and programs in this budget, are scheduled to be sold in spring 2021, with related debt service payments beginning in the 2021-23 biennium.

Housing and Community Services Department

The Subcommittee approved adjustments for the Housing and Community Services Department totaling \$70.1 million total funds. These changes provide for administrative expenses, capital construction investments to create new affordable housing for low income and chronically homeless Oregonians, programs funded by lottery bond proceeds, and expenditure limitation related to the passage of HB 2032. A permanent procurement manager and additional months for a limited research manager (both PEM E) positions will ensure accountability and data-driven decisions related to additional housing investments for the 2019-21 biennium. Expenditure limitation totaling \$376,763 Other Funds and 1.50 FTE in position authority are included for this purpose.

Cost of issuance amounting to \$730,000 Other Funds will allow for \$50 million in Article XI-Q Bonds to finance the construction of an estimated 500 units of permanent supportive housing. The target population for the new permanent supportive housing units will be chronically homeless individuals, including the following: formerly incarcerated people reentering the community, people with a severe and persistent mental illness or substance use disorder, and chronically homeless veterans. Expenditure limitation for administration of rental assistance payments is

included for the estimated 200 units of permanent supportive housing that are anticipated to be available to residents by the last six months of the 2019-21 biennium. Rental assistance payments are financed by a transfer of funding from the Oregon Health Authority in the amount of \$2,932,331 Other Funds. These funds also provide for 2 positions (1.17 FTE). Of the total amount budgeted, \$200,000 is for one-time costs related to procurement and enhancement of a data system to track and deliver rental assistance payments. Staffing costs totaling \$232,331 consist of a Program Analyst 3 for program setup and ongoing oversight and an administrative assistant position to process rent payments and calculate subsidy amounts. The rent subsidy payments are expected to total approximately \$999,996 Other Funds for the last six months of the biennium. Other Funds expenditure limitation in the amount of \$1.5 million will provide a rent guarantee to project investors and management companies but is recommended to be unscheduled.

Costs associated with the issuance of \$150 million in Article XI-Q Bonds for the Local Innovation and Fast Track (LIFT) housing program, which will finance the construction of an estimated 2,168 rental units for low income Oregonians, include the following: \$1,550,000 Other Funds for the cost of issuance, Other Funds expenditure limitation in the amount of \$462,839 and position authority for an additional loan officer (0.50 FTE), a low-income housing tax credit analyst (1.00 FTE), a Fiscal Analyst 3 position for debt management (0.50 FTE), and General Fund in the amount of \$11,370,998 for debt service. Debt service supports issuing \$75.8 million of bonds for the LIFT housing program in spring 2020, and early issuance of bonds for permanent supportive housing.

Other Funds expenditure limitation totaling \$15,278,750 is related to Lottery bond proceeds totaling \$15 million and is for project costs and cost of issuance. The bonds will seed a revolving loan fund that will finance the acquisition of housing properties. This is an effort to keep these properties affordable for residents at 60%-100% of area median income. There is also Other Fund expenditure limitation totaling \$25,407,658 for costs related to Lottery bonds to finance the preservation of existing affordable housing. Proceeds totaling \$25 million will be awarded to finance the preservation of 400 units of affordable housing. This can include publicly supported affordable housing, properties with federal project-based rental assistance contracts, rent subsidies, manufactured dwelling parks, and properties undergoing recapitalization.

An increase in Other Funds expenditure limitation of \$5 million and decrease in Federal Funds expenditure limitation of \$1 million are included for the agency's Housing Stabilization Program, which provides homeless assistance and is funded from Department of Human Services Temporary Assistance to Needy Families (TANF) funds. Other Funds expenditure limitation in the amount of \$10.5 million is included for a housing pilot project pursuant to HB 2032 (2019). The project will competitively award TANF funding to be used in conjunction with local shares of Emergency Housing Assistance (EHA) and other program dollars, to extend the period that families eligible for TANF can receive housing and other assistance to keep them stably housed. Successful applicants for the housing pilot program will be expected to apply federal funds prior to utilizing other funding, to ensure that TANF program funds are fully allocated for housing assistance provided through the pilot program. A limited duration Program Analyst 3 position (0.92 FTE) will design the competitive funding award and monitor program outcomes. This funding is not intended to be included in calculations used to estimate the cost of operations in future biennia.

The Low Income Rental Housing Fund program was eliminated because it was found to be redundant to the agency's Emergency Housing Assistance Program. Costs associated with two positions -- a Research Analyst 2 and a Program Analyst 4 position -- were shifted from General Fund to Other Funds. This change reduced ongoing General Fund operating expenditures by a total of \$935,504, while Other Funds expenditure limitation was increased by \$440,043 to accommodate the shift in position costs.

Oregon Department of Veterans' Affairs

The Subcommittee added Lottery Funds expenditure limitation of \$1,000,000 for a one-time grant to the YMCA of Marion and Polk Counties to construct veterans' affordable housing adjacent to the new YMCA facility in Salem. Other Funds expenditure limitation of \$4,000,000 was established for distribution of lottery bond proceeds authorized in HB 5030 for the veterans' affordable housing project and an additional \$56,603 was provided for costs of issuing the lottery revenue bonds. Bonds are scheduled to be sold in spring 2021, so no debt service payments are due in the 2019-21 biennium. Lottery Funds debt service is estimated to be \$690,005 in the 2021-23 biennium.

EDUCATION

State School Fund

The Subcommittee approved increases of \$5,101,078 General Fund and \$471,972 Other Funds, as well as a decrease of \$5,573,050 Lottery Funds for the State School Fund. This change reflects the final balance of available Lottery Funds across the entire state budget as well as the most recent forecast of Marijuana-related revenues.

Department of Education

A total of \$125,000,000 Other Funds expenditure limitation was approved for the Oregon School Capital Improvement Matching program (OSCIM). The proceeds of the sale of Article XI-P general obligation bonds are used for grants to school districts which match the grants with proceeds of locally issued bonds for the construction and improvement of school district buildings and property. The Subcommittee also approved \$1,090,000 Other Funds expenditure limitation for the issuance costs of the Article XI-P bonds.

Higher Education Coordinating Commission

Funding of \$4,184,935 total funds was included in HB 5047, the Student Success budget bill, for the 2019-21 costs of the education-related Statewide Longitudinal Data System (SLDS). That bill provided General Fund and Other Funds expenditure limitation to the Oregon Department of Education (ODE) for transfer to the Higher Education Coordinating Commission (HECC) for the staffing, data processing, and other costs of the SLDS which will be housed within HECC. These resources (expended by HECC as Other Funds) will support eight existing positions as well as the

addition of one Research Analyst position beginning in the second year of the biennium for a total of nine positions (8.50 FTE). Prior to 2017-19, the SLDS was part of the Chief Education Office which sunsets on June 30, 2019.

A General Fund appropriation of \$975,000 was approved for a one-time grant to Treasure Valley Community College for a portion of the construction costs of a new Career and Technical Center. In 2009, the Legislature approved Article XI-G bonds for the original proposal for this project which was reauthorized in 2013 when the scope of the project was changed to expand and improve an existing building. In 2017, the project was again reauthorized. Later in that year, the federal Economic Development Administration awarded the Community College a grant which is being used as a portion of the required match. This \$975,000 grant will be used to make up the difference between the current cost of the project and the previously estimated amount.

The Subcommittee approved transferring the responsibilities of the Criminal Justice Policy Research Institute's Law Enforcement Contacts Policy & Data Review Committee from Portland State University to the Criminal Justice Commission, thereby consolidating both quantitative and qualitative data collection on traffic and pedestrian stops in one state agency. This action reduced the HECC budget for Public University Statewide Programs by \$276,581 General Fund.

Total funding of \$245,362 (\$122,866 General Fund, \$27,030 Other Funds, and \$95,466 Federal Funds) was approved for a permanent Operations and Policy Analyst 4 position (1.00 FTE) to serve as HECC's Chief Culture, Diversity, and Inclusion Officer and will produce the Affirmative Action Plan, develop diversity and inclusion policies and trainings, analyze policies and procedures to ensure their contribution to the HECC's diversity goals, and review and make recommendations to assist HECC in implementing the Equity Lens within the education and workforce programs.

The Subcommittee approved Other Funds expenditure limitation of \$2,194,431 for the costs of issuance of bonds authorized in HB 5005 (Article XI-G and XI-Q bonds) and in HB 5030 (Lottery Bonds) for public universities and community colleges. Capital construction limitation for new capital projects is provided in HB 5006 and project descriptions are included in HB 5005.

The Subcommittee approved \$2,000,000 General Fund for the Oregon State University (OSU) Extension Service to build fire resilience and resistance by expanding the OSU Forestry Extension pilot fire program into a statewide effort. OSU Forestry and Natural Resources Extension and the College of Forestry will build fire resilience and resistance on lands at risk of catastrophic wildfire by forming cross-boundary partnerships and agreements, delivering landowner education and outreach, producing wildfire risk mitigation plans, assisting private landowners in developing land management plans, and implementing risk mitigation projects to reduce fuels. Regional Wildfire Extension Specialists will be added in six key regions of the state.

The Subcommittee also approved increasing General Fund support for the OSU Agricultural Experiment Station by \$2,270,000 and the OSU Extension Service by \$410,000 for an integrated river basin water quality and quantity program. Funding supports positions in the Agricultural Experiment Station (4.50 FTE) and Agricultural Extension Service (1.30 FTE) that will provide the expertise and capacity for systematic, coordinated regional research and education programs focused on helping to solve Oregon's growing ground and surface water management

challenges. Programs will address increasing water conservation, storage, and instream flows; integrating water and fertilizer management; and increasing irrigation efficiency.

A General Fund appropriation of \$375,000 was approved for two organic agriculture faculty positions in the OSU Extension Service to support the Organic Farming Program at the OSU College of Agricultural Sciences. One position will be located at the OSU Corvallis campus to cover the mid and southern valley regions. The second position will be located at the North Willamette Research and Extension Center and will support crops, growers, and consumers in the north valley and metro regions. Funding is approved to support position costs beginning January 1, 2020, or 18 months of the 2019-21 biennium. The Subcommittee also approved a one-time General Fund appropriation of \$125,000 to continue funding in the Agricultural Experiment Station for the Berry Initiative. The approved amount supports a berry research position at the OSU North Willamette Research and Extension Center.

The Subcommittee approved a one-time General Fund appropriation of \$450,000 for the Oregon Institute of Technology (OIT) to support the Oregon Manufacturing Innovation Center (OMIC) Research & Development (R&D) to begin research with equipment at the Rapid Toolmaking Center for Excellence. A one-time General Fund appropriation of \$300,000 was also approved for OIT system integration funds to develop additive manufacturing and prototyping training capability for students at the Klamath Falls campus.

General Fund debt service was increased by \$955,149 for payments in the 2019-21 biennium on general obligation bonds authorized for distribution to OIT for the OMIC R&D Rapid Toolmaking Center for Excellence facility and research equipment. The debt service supports issuing \$6.6 million of Article XI-Q bonds for the project in October 2019. The remaining general obligation bonds approved for public university and community college projects are scheduled to be sold in spring 2021, with related debt service payments beginning in the 2021-23 biennium.

Lottery Funds support for the Sports Lottery program was increased by \$5,859,809, resulting in total Sports Lottery funding of \$14,099,809. The approved increase is allocated to the four technical and regional public universities, bringing the 2019-21 allocation for each to \$2,440,560 (or \$2,440,561, due to rounding adjustments). Allocations to the remaining universities continue at the level approved in the prior two biennia. Total funding will be distributed to the public universities in the following amounts:

- \$2,440,561 for Eastern Oregon University
- \$2,440,560 for Oregon Institute of Technology
- \$1,030,000 for Oregon State University
- \$2,277,567 for Portland State University
- \$2,440,560 for Southern Oregon University
- \$1,030,000 for University of Oregon
- \$2,440,561 for Western Oregon University

The Subcommittee also approved a reduction of \$349,000 General Fund in the Public University Statewide Programs budget for Dispute Resolution allocated to the University of Oregon's Office for Community Dispute Resolution and increased the budget for the Labor Education and Research Center at the University of Oregon by \$349,000 General Fund.

HUMAN SERVICES

Oregon Health Authority

The Subcommittee approved \$200,000 General Fund for providing fresh Oregon-grown fruits, vegetables, and cut herbs from farmers' markets and roadside stands to eligible low-income seniors under the Senior Farm Direct Nutrition Program. Also included is \$1,000,000 General Fund for the same purpose for eligible individuals through the Women, Infants and Children Program. Both program enhancements are one-time only.

HB 5050 makes General Fund and Federal Funds adjustments related to Medicaid cost containment efforts included in the agency's 2019-21 budget bill (SB 5525). The budget bill includes savings of \$6.7 million General Fund and \$25 million Federal Funds to reflect a reduced annual average growth target of 3.3% for Oregon Health Plan capitation rates. Instead of this adjustment, the Subcommittee approved restoring the annual growth target to 3.4% and replacing it with a non-caseload related General Fund savings target of \$10 million.

The Subcommittee approved a \$6 million General Fund increase for community mental health programs to help ensure, at a minimum, these programs maintain the level of services provided in 2017-19 in light of budget adjustments made in the agency's 2019-21 budget bill based on the declining caseload forecast.

Also included is Other Funds expenditure limitation of \$1.5 million, Federal Funds expenditure limitation of \$1.5 million, and two limited duration positions (1.66 FTE) to support the fiscal impact of HB 2032 (2019). This bill creates a Mental and Behavioral Health Pilot Program to award grants to up to four coordinated care organizations to assess gaps in access to Medicaid behavioral health services by Temporary Assistance for Needy Family recipients. The Other Funds revenue will be realized through a transfer of funds from the Department of Human Services.

As a technical adjustment, the bill reduces the expenditure limitation in the agency's 2019-21 budget bill for Lottery Funds revenue allocated from the Administrative Services Economic Development fund by \$2.5 million and establishes a separate expenditure limitation of \$2.5 million for Lottery Funds revenue allocated from the Veterans' Services Fund. This adjustment is necessary to ensure the transfer of Measure 96 Lottery Funds revenue from the Veterans' Services Fund is authorized to take place to support veterans' behavioral health services, as intended in the agency's budget bill.

The Subcommittee also established Other Funds debt service expenditure limitation of \$216,435 to allow the agency to apply excess proceeds and interest earnings to debt service payments in the 2019-21 biennium.

The Subcommittee established expenditure limitation of \$1.5 million Other Funds, subject to available revenue, from the Community Housing Trust Account (which must be expended in accordance with section 431, chapter 595, Oregon Laws 2009) to support facility improvements to help people with mental illness. The intent of this adjustment is to help more Aid and Assistance patients receive restorative services in the community instead of at the Oregon State Hospital.

To support the ongoing effort by the Department of Human Services to develop and implement the ONE Integrated Eligibility and Medicaid Eligibility (ONE IE & ME) system, the Subcommittee approved \$671,490 General Fund, \$11,216,676 Other Funds expenditure limitation, \$1,638,121 Federal Funds expenditure limitation, and 45 positions (34.52 FTE). Of these positions, 20 are limited duration.

The Subcommittee also approved \$1 million General Fund for competitive grants to support sobering center planning and startup costs. Support for startup costs can include funding for operational expenses during a sobering center's first five years of operations. This funding is one-time and should be phased-out in the 2021-23 budget.

Department of Human Services

The Subcommittee approved two food-related investments in the Self Sufficiency program. The first is \$1,300,000 General Fund, on a one-time basis, for the Oregon Hunger Response Fund, which sustains the 2017-19 funding level. Funding is expected to help the Oregon Food Bank, through its network of 21 regional food banks, acquire and distribute more than one hundred million pounds of food annually to approximately 1,200 food assistance sites.

The second is \$1,500,000 General Fund for the Double Up Food Bucks program, also on a one-time basis, to incentivize fruit and vegetable consumption among Supplemental Nutrition Assistance Program (SNAP) recipients. Under this program, when clients use their SNAP benefit at a farmers' market, the value of that purchase is matched dollar for dollar (up to \$10 per visit), allowing them to take home more healthy food while also providing a financial benefit to local farmers. Eligible products include a variety of fresh, dried, or frozen fruits and vegetables without added sugars, fats, oils, or salt. Mushrooms, cut herbs, dried beans, vegetable starts, and nuts are also allowed under the program.

In the Aging and People with Disabilities (APD) program, the Subcommittee added \$2,235,831 General Fund to restore a budget reduction included in HB 5026, the primary budget bill for the Department of Human Services (DHS). These dollars, which augment federal Older Americans Acts funding, will be distributed to local Area Agencies on Aging to help pay for services including home-delivered meals, support for family caregivers, and transportation to medical appointments.

Another adjustment approved by the Subcommittee for APD is a \$251,600 one-time fund shift from General Fund to Other Funds in the nursing facilities program; this change relies on a projected carryforward balance in the long-term care facility assessment. Then, the General Fund is

used, along with an increase of \$167,188 in Federal Funds expenditure limitation, to pay for two (1.76 FTE) permanent full-time Operations and Policy Analyst 3 positions; these are phased-in effective October 1, 2019. One position will promote the effective use of emergency medical services by residents of licensed long term care settings and the other position will support efforts of the quality measurement council.

For the Intellectual and Developmental Disabilities (IDD) program, the Subcommittee made a budget adjustment to account for SB 274 not moving from the Joint Committee on Ways and Means to the second chamber, due to the measure having unresolvable conflicts with an already enrolled 2019 measure (SB 20). The DHS budget bill, HB 5026, contains increases of \$268,514 General Fund, \$267,674 Federal Funds expenditure limitation, and 3 positions (2.64 FTE) to implement SB 274; these amounts are reversed.

The Subcommittee also discussed provider rate increases approved in HB 5026, the DHS 2019-21 budget bill, and how to best ensure that information on rates for adult foster homes is included in an interim report. As a result, the Subcommittee approved the following budget note:

Budget Note

Under a budget note in the budget report for HB 5026, the Department of Human Services is directed to report, by February 1, 2020, to the Interim Joint Committee on Ways and Means on the transition to new rate models for providers in the Intellectual and Developmental Disabilities program. As part of that report, the Department shall provide a status update on the development of a new rate model for adult foster homes serving people with intellectual and developmental disabilities and note any outcomes or timelines related to union negotiations, since these rates are collectively bargained.

The Subcommittee approved funding for the final development phase, implementation, and transition to Maintenance and Operations (M&O) of an integrated eligibility system, called the Integrated Eligibility (IE) project. This effort integrates enrollment and eligibility activities for several programs at the Department of Human Services (DHS) (Non-MAGI Medicaid, Supplemental Nutrition Assistance Program (SNAP), Temporary Assistance for Needy Families (TANF), and Employment Related Day Care (ERDC)) into the OregonONEligibility (ONE) system used by the Oregon Health Authority (OHA).

Due to schedule changes and issues with the user acceptance testing vendor, the 2019-21 cost estimate for the project has increased over the budget development timeframe; some costs also shifted between biennia. The project's current cost estimate and approved amount for the 2019-21 biennium is \$200,561,925 total funds. This budget includes state staff costs of \$20.7 million, \$94 million for contracted information technology services, \$11.2 million for payments to OHA for its project work, and \$5.8 million for debt service. Other elements addressed in the project plan include cost allocation, contingency, legacy system work, hosting services, disaster recovery, and security enhancements. The state staffing component consists of 33 positions (30.78 FTE) and primarily supports business analytics, system program support, and training activities; 17 of the positions (14.78 FTE) are limited duration for system rollout and short-term training needs.

The bulk of the project budget, at \$139.7 million or 70% of 2019-21 costs, is supported by Federal Funds; this is due to enhanced federal funding (74% federal/26% state) approved for the Design, Development, and Implementation (DDI) phase of the work, which is expected to be closed

out by January 31, 2021. Once the system transitions to M&O in the last six months of the biennium, the federal cost share decreases. General Fund supports \$16.9 million of project costs and debt service; the bulk of the state share will be covered by \$43.9 million in ending balance or new proceeds from Article XI-Q bonds. In HB 5005, the Joint Committee on Ways and Means Subcommittee on Capital Construction approved \$38,165,000 Article XI-Q bonds to finance \$37,500,000 of project costs and \$665,000 for costs of issuing the bonds.

The Joint Legislative Committee on Information Management and Technology (JLCIMT) reviewed the project on June 4, 2019, and recommended conditional approval, contingent on funding availability and subject to completion of several actions. These actions include reporting to JLCIMT during the legislative interim and the 2020 session on project status, progress, and variances to key performance metrics; and developing a mitigation plan for issues and concerns identified by the quality assurance vendor and/or the Legislative Fiscal Office. The mitigation plan is to be provided to JLCIMT no later than November 2019.

JUDICIAL BRANCH

Commission on Judicial Fitness and Disability

The Subcommittee approved an additional \$16,000 for the Commission on Judicial Fitness and Disability to pay for compensation adjustments made at the end of the 2017-19 biennium and for up to 20 hours a month of administrative support. The Commission only has a half-time Executive Director and the amount of materials necessary to provide the volunteer members of the Commission adequate information on specifics of complaints requires additional support work.

Judicial Department

The Subcommittee approved \$1,755,516 General Fund and nine positions (9.00 FTE) for the Oregon Judicial Department to support implementation of SB 24 (2019) and SB 973 (2019) related to supports and services for people with serious mental illness and substance addictions. In addition, two new circuit court judge positions (1.00 FTE) were added, one in Jackson County and one in Marion County, as well as six judicial services specialist positions (3.50 FTE) to be funded with \$1,058,624 General Fund.

Other Funds expenditure limitation of \$410,000 was approved for the cost of issuance of \$28,230,000 in Article XI-Q bonds for the Oregon Judicial Department's Supreme Court Building Renovation Project. The project is to renovate the Oregon Supreme Court building, including seismic updates, energy efficiency improvements, and various systems and safety code upgrades. Bonds will be issued in March 2021.

Additionally, funds were added to the Judicial Department's budget to continue renovating county courthouses. Specifically, \$136,695,000 Other Funds is provided for project costs and the cost of issuing bonds for projects associated with the Clackamas, Lane, and Linn County Courthouses. The budget also includes \$1,300,000 Other Funds expenditure limitation for debt service costs and \$2,000,000 General Fund for planning costs associated with replacing the Benton County Courthouse.

Public Defense Services Commission

The Subcommittee restored one position and \$305,853 Other Funds in the Public Defense Services Commission's Application Contribution Program that was reduced in the agency's 2019-21 budget bill. In addition, effective July 1, 2020, the Parent-Child Representation Program will be extended into Multnomah County with \$3.5 million General Fund and one permanent full-time Deputy General Counsel position (1.00 FTE).

The Subcommittee approved the following two budget notes for the Public Defense Services Commission:

Budget Note

The Oregon Public Defense Services Commission is directed to work with stakeholders to identify data public defense contractors should be required to submit to the Office of Public Defense Services as part of its contractual agreement. It is the Legislature's intent that OPDS, in establishing reporting requirements, obtain data that to the greatest extent possible will allow the agency to determine (1) the level and quality of services provided to each defendant, and (2) improvements in case outcomes for defendants.

Budget Note

The Oregon Public Defense Services Commission shall evaluate options for delivering indigent public defense services and adopt an approach that delivers quality public defense services. In its evaluation of public defense contract options, the Commission is directed to consider the findings of the January 2019 report by the Sixth Amendment Center entitled "The Right to Counsel". As part of its new contract model, the Commission shall require contract attorneys to provide information the Commission determines is needed to demonstrate the level and quality of services provided, and the case outcomes.

LEGISLATIVE BRANCH

Funding is provided to the Legislative Administration Committee (LAC) for the Document Publishing and Management System (DPMS) project, including Other Funds expenditure limitation in the amount of \$5,168,000 for the cost of issuing general obligation bonds and for actual project costs to be incurred during the 2019-21 biennium. In addition, \$766,117 General Fund is provided to LAC for debt service costs associated with

the DPMS project. LAC is also charged with planning for Phase II of the Capitol Accessibility, Maintenance and Safety (CAMS) Project; \$1,361,800 General Fund is appropriated for this planning effort.

NATURAL RESOURCES

Department of Agriculture

The Subcommittee approved four General Fund increases, each of them one-time only, for the Department of Agriculture (ODA) totaling \$1,200,000. First, \$200,000 General Fund was added for the predator control program, which provides pass-through money to the U.S. Department of Agriculture Wildlife Services for predator control services in partnership with the Department of Fish and Wildlife and Oregon counties. A similar one-time appropriation is provided to the Department of Fish and Wildlife. Next, \$300,000 General Fund was provided for additional funding to the Invasive Species Council, and \$100,000 General Fund was added for the collection and testing of water samples from Klamath Lake to analyze for nutrients, including phosphorous, which can lead to harmful algae bloom. Finally, \$600,000 General Fund was added for the replacement of lab equipment.

Columbia River Gorge Commission

The Subcommittee approved an increase of \$109,813 General Fund for the Columbia River Gorge Commission to finance Oregon's share of a new Vital Sign Indicators Land Use Planner position and costs related to replacement of staff laptops and desk top computers. These expenditures were included in the State of Washington's budget for the Commission but were not included in the initial Oregon budget due to revenue uncertainties at the time of passage. With this appropriation, the agency will be able to hire the additional land use planner position since the operating costs of the Commission are to be shared equally by the two states under the Interstate Compact.

Department of Energy

The Subcommittee approved a one-time General Fund appropriation of \$2 million to the Department of Energy for the solar rebate program established in HB 2618. The \$2 million will be deposited into the Rooftop Solar Incentive Fund for the issuance of rebates and to pay for implementation and administration of a solar rebate program. Of the \$2 million, \$1.5 million is available for rebates through Special Payments, with \$500,000 available for administration. The Department will hire three limited duration positions, a Program Manager 3 (0.25 FTE) and two Program Analyst 2 positions (0.50 FTE each). Additionally, the Department will utilize existing personnel to assist with program establishment, implementation, and oversight. Personal Services costs are anticipated to be \$255,258, with \$83,138 for services and supplies and \$161,604 for indirect costs associated with administering the program.

Department of Environmental Quality

The Subcommittee approved a \$250,000 one-time General Fund appropriation to provide grants to local communities for planning and implementation of smoke management plans consistent with Oregon's new smoke management rules. The Department will utilize existing staff to administer and distribute the grant funds.

A technical adjustment was approved to accurately reflect the reduction of a position eliminated in the Department's 2019-21 budget bill (HB 5017). General Fund was reduced from the Land Quality program to reflect the eliminated position; however, the position was funded across three programs, and an adjustment is made to reduce General Fund in Air Quality and Water Quality with a corresponding increase to Land Quality for a net zero impact.

The Subcommittee approved \$5,065,000 Article XI-Q bonds to finance \$5,000,000 of project costs and \$65,000 for costs of issuing the bonds. The Environmental Data Management System (EDMS) project is to develop and implement a customized off-the-shelf software solution that will replace multiple outdated and disparate information technology systems. The EDMS project will modernize and improve business processes by providing a common platform to receive and share environmental information and support e-commerce and web-based interactions. Early estimates indicate the EDMS project will cost around \$18 million to be completed. Also approved is \$834,752 General Fund for the debt service associated with the bonds, which are scheduled to be sold in May 2020.

Department of Fish and Wildlife

The Subcommittee approved a \$200,000 one-time General Fund appropriation for the predator control program, which provides pass-through money to the U.S. Department of Agriculture Wildlife Services for predator control services in partnership with the Department of Agriculture and Oregon counties. A similar one-time appropriation is provided to the Department of Agriculture.

The Subcommittee approved a \$1,352,102 Other Funds expenditure limitation to continue operations of the Leaburg Hatchery. The Department will utilize a portion of the General Fund provided in SB 5510 for steelhead production to raise some of those fish at Leaburg instead of at the Santiam Hatchery. This will allow the Santiam Hatchery to continue to produce its current level of both steelhead and spring chinook, while Leaburg will be able to produce the summer steelhead and transport them to the Santiam waterways. To properly align the Department's budget and position need for the continued operation of Leaburg, there is a reduction of \$866,091 Federal Funds limitation that was carry-forward in the budget from 2017-19, the abolishment of a full-time technician position, and the addition of a half-time senior technician position, leaving a net reduction of 0.50 FTE. Total staffing at Leaburg will be 7 positions (6.50 FTE) funded with Other Funds fishing license revenue.

Department of Forestry

A one-time General Fund appropriation of \$200,000 to the Oregon Department of Forestry was approved to purchase a tract of timber land adjacent to the Santiam State Forest for inclusion in the Santiam State Forest. Purchase of the property is intended to resolve a legal dispute between the current owner and the Department of Forestry regarding access to the roughly 160-acre parcel. Access is limited due to the condition and availability of a logging road crossing existing state forest property that requires rebuilding.

A one-time General Fund appropriation of \$1.7 million to the Oregon Department of Forestry was approved for activities related to slowing or stopping the spread of *Phytophthora ramorum*, the invasive pathogen that causes sudden oak death.

The Subcommittee approved an increase of \$52,035 in the Other Funds expenditure limitation established for the Oregon Department of Forestry to accommodate the payment of bond issuance costs related to bonds issued for the replacement of a shared facility at Toledo. An increase of \$121,559 General Fund and Other Funds expenditure limitation of \$168,904 is included for the payment of debt service on the bonds for the project.

Department of Land Conservation and Development

The Subcommittee approved a one-time General Fund appropriation in the amount of \$2,005,563 and the establishment of seven limited-duration positions (6.00 FTE) for the implementation of HB 2001 and HB 2003 by the Department of Land Conservation and Development. The funding is in addition to General Fund appropriated in HB 2001 and HB 2003 for assistance to local governments and provides for the administrative costs of the agency for implementing the provisions of the bills.

Department of Parks and Recreation

An increase in the Lottery Funds expenditure limitation of \$448,769 was approved by the Subcommittee for the Oregon Parks and Recreation Department. This increase is due to updated projections of Lottery revenues as of the May 2019 revenue forecast. This increase will provide the Department with sufficient capacity to distribute the 12% of lottery revenues allocated to the Department that are dedicated to local parks.

The Subcommittee approved the establishment of an Other Funds expenditure limitation for the Parks and Recreation Department in the amount of \$33,023 for debt service. Investment earnings on non-expended bond proceeds are credited to the agency as Other Funds regardless of the type of bond issuance. These earnings are then expended by the agency to offset the debt service expenditures from the fund type that would otherwise be used. The offsetting reductions to Lottery Funds expenditure limitation for debt service are included in the statewide debt service adjustments.

An increase in the Other Funds expenditure limitation of \$5,106,587 for the Oregon Parks Department was approved by the Subcommittee for the expenditure of lottery bond proceeds for the Oregon Main Street Revitalization program. The funding will be used to provide competitive grants to organizations participating in the Oregon Main Street Network. The program awards grants to acquire, rehabilitate, and construct buildings on properties in designated downtown areas and facility community revitalization that leads to additional private investment, job creation or retention, expansion or establishment of viable businesses, or creating a stronger tax base. Of the total increase, \$106,587 is for the costs of bond issuance.

Department of State Lands

An increase in Federal Funds expenditure limitation of \$154,000 was approved for the Department of State Lands' South Slough National Estuarine Research Reserve. The National Oceanic and Atmospheric Administration awarded a federal grant to the Department to expand the reserve's maintenance compound and enhance security for the reserve's facilities.

The Subcommittee approved an Other Funds expenditure limitation increase in the amount of \$6 million for the Department of State Lands from the Portland Harbor Cleanup Fund. The agency will use the increased limitation to transfer \$6 million from the fund to a trust account established by the state and the city of Portland under a settlement agreement for remedial design with the U.S. Environmental Protection Agency (EPA). The amount transferred will be matched by the city of Portland. Monies in the trust will be transferred to the EPA on an as-needed basis to fund the activities under the agreement.

Water Resources Department

The Subcommittee approved the establishment of an Other Funds expenditure limitation for the Water Resources Department in the amount of \$394 for debt service. Investment earnings on non-expended bond proceeds are credited to the agency as Other Funds regardless of the type of bond issuance. These earnings are then expended by the agency to offset the debt service expenditures from the fund type that would be used otherwise. The offsetting reductions to Lottery Funds expenditure limitation for debt service are included in the statewide debt service adjustments.

The Subcommittee approved a total increase of \$25,521,689 in Other Funds expenditure limitation established for the Water Resources Department for the purpose of making grants, loans, and paying the cost of bond issuance from lottery bond proceeds deposited into the Water Supply Development Fund established under section 3, chapter 784, Oregon Laws 2013. Of the amount of additional limitation provided for the expenditure of net bond proceeds allocated to the fund, \$15,000,000 is for Water Supply Development grants and loans to evaluate, plan, and develop in-stream and out-of-stream water development projects that repair or replace infrastructure to increase the efficiency of water use; provide new or expanded water storage; improve or alter operations of existing water storage facilities in connection with newly developed water; create new, expanded, improved, or altered water distribution, conveyance, or delivery systems in connection with newly developed water; allocate federally stored water; promote water reuse or conservation; provide streamflow protection or restoration; provide for water

management or measurement in connection with newly developed water; and, determine seasonally varying flows in connection with newly developed water. The budget includes \$521,689 for the payment of bond issuance costs. The remaining \$10 million expenditure limitation is for bond proceeds allocated to the fund for the Deschutes Basin Board of Control Piping Project. The funding will be combined with additional state, local, and federal funds to allow the Board of Control to pipe currently open canals for a total project cost of \$99.38 million.

The Subcommittee approved a total increase of \$18,327,563 in the Other Funds expenditure limitation established for the Water Resources Department for the purpose of making grants, loans, and paying the cost of bond issuance from lottery bond proceeds deposited into the Water Supply Fund established by section 10, chapter 906, Oregon Laws 2009. Of the total increase, \$327,563 is for the estimated cost of bond issuance. The budget includes \$14 million for a grant to the Wallowa Lake Irrigation District for the rehabilitation of the Wallowa Lake Dam. The remaining \$4 million is for a grant to the City of Newport for planning, environmental permitting, and design costs to replace the Big Creek Dams.

PUBLIC SAFETY

Department of Corrections

The Subcommittee approved a General Fund appropriation of \$1,650,000 to the Department of Corrections for its Corrections Information System Tool Upgrade project.

The agency's General Fund appropriation for debt service was increased by \$1,579,588 for debt service to be paid in 2019-21 on \$47,835,000 in Article XI-Q bonds for the Department of Corrections' deferred maintenance program, wireless communications system, and camera system. Projects will be undertaken for facility improvements including building envelope, electrical systems, water systems, roofs, HVAC, fire systems and infrastructure improvements; to acquire and install wireless communications systems at 10 correctional facilities for mobile radio communications; and to acquire and install upgraded camera systems at 10 correctional facilities and place additional cameras in strategic locations to improve monitoring of activity. Debt service for bonds issued in 2019-21 is estimated to be \$12,463,107 General Fund in 2021-23.

The Subcommittee approved an increase in Other Funds expenditure limitation of \$724,932 for cost of issuance of \$47,835,000 in Article XI-Q bonds for the Department of Corrections' deferred maintenance program. Bonds will be issued in May 2020 and in March 2021.

An Other Funds expenditure limitation for debt service of \$51,378 was established for the Department of Corrections in order to allow the agency to apply interest earned on bond proceeds to debt service on bonds.

The Subcommittee approved an Other Funds expenditure limitation increase of \$4,585,442 for the Community Corrections program to allocate funding to counties from the Criminal Fines Account for the purpose of planning, operating, and maintaining county juvenile and adult corrections programs and facilities and drug and alcohol programs. The Subcommittee approved the following budget note:

Budget Note:

The Department of Corrections shall require county recipients of Criminal Fines Account disbursements to report annually on the programs and services funded with this allocation and on the number of clients served.

Oregon Department of Justice

The Subcommittee appropriated \$700,000 General Fund to support the Oregon Crime Victims Law Center, as a one-time increase. This will increase General Fund support for the Law Center from the Department of Justice (DOJ) from \$342,081 to \$1,042,081. This increase may supplant the need for DOJ to provide the Law Center with a state grant funded from punitive damage awards. In addition, the Law Center may continue to apply for, and possibly be awarded, federal Victim of Crime Act grant funding, as was the case during the 2017-19 biennium.

Oregon Military Department

The Subcommittee approved an increase in Other Funds expenditure limitation of \$348,000 for cost of issuance of \$22,275,000 in Article XI-Q bonds for Aviation Facility Emergency Enhancement projects in Salem and Pendleton, three Armory Service Life Extension projects at the Owen Summers and Anderson Readiness Center facilities in Salem and at the Jackson Armory in Portland, and construction of exhibit space at the Oregon Military Museum at Camp Withycombe. Bonds are planned to be issued in May 2020, and in March 2021.

The agency's General Fund appropriation for debt service was increased by \$533,528 for debt service on \$22,275,000 in Article XI-Q bonds estimated to be paid in 2019-21. Debt service for these bonds is estimated to be \$4,367,339 General Fund in 2021-23.

For a risk abatement study of the Critical Energy Infrastructure Hub located in Portland, the Subcommittee approved a one-time General Fund appropriation of \$300,000. The Office of Emergency Management will collaborate with the Department of Environmental Quality and the Department of Energy to commission a study that will evaluate the impacts of a catastrophic failure of fuel storage facilities located at the Critical Energy Infrastructure Hub following a Cascadia subduction zone earthquake.

Criminal Justice Commission

The Subcommittee approved adding Other Funds expenditure limitation of \$275,086 to the Criminal Justice Commission's 2019-21 budget to allow the agency to spend a grant award from the Laura and John Arnold Foundation. Oregon is one of five states chosen to participate in the

National Criminal Justice Reform Project and will use the grant funds to gather and establish baseline data on Oregon's pretrial detention system and pretrial jail population.

The Subcommittee approved transferring the responsibilities of the Criminal Justice Policy Research Institute's Law Enforcement Contacts Policy & Data Review Committee responsibilities from Portland State University to the Criminal Justice Commission, thereby consolidating both quantitative and qualitative data collection on traffic and pedestrian stops in one state agency. This action adds \$78,242 General Fund to the Criminal Justice Commission's 2019-21 budget and makes permanent an existing limited-duration Administrative Specialist 2 position.

To address the growth of the Criminal Justice Commission due to the programs, responsibilities, and positions added to the agency's budget through other legislation passed in 2019, an existing Program Analyst 4 is reclassified to a Principal Executive Manager F position, to ensure adequate managerial oversight of the grant programs operated by the Commission. This reclassification has no budget impact in 2019-21.

Department of Public Safety Standards and Training

To accommodate a purchase not anticipated to be received by June 30, 2019, the Subcommittee approved increasing the Department of Public Safety Standards and Training's 2019-21 Federal Funds expenditure limitation by \$325,955 in order to carry forward a grant received from the Federal Emergency Management Agency's Assistance to Firefighters grant program in 2018 for the purchase of a new fire truck. This is a one-time increase in expenditure limitation for the 2019-21 biennium.

Oregon Youth Authority

The Subcommittee approved an increase in Other Funds expenditure limitation of \$774,709 for cost of issuance of \$34,430,000 in Article XI-Q bonds to complete the remodel of seven living unit cottages at the MacLaren Youth Correctional Facility and dormitory spaces at the Rogue Valley Youth Correctional Facility; remodel three medical and dental clinics; renovate the control rooms at the Oak Creek, Rogue Valley, and Eastern Oregon youth correctional facilities; and undertake deferred maintenance projects in 2019-21. Bonds are planned to be issued in October 2019, May 2020, and in March 2021.

The agency's General Fund appropriation for debt service was increased by \$914,307 for debt service to be paid on \$34,430,000 in Article XI-Q bonds in 2019-21. Debt service for these bonds is estimated to be \$6,245,948 General Fund in 2021-23.

Other Funds expenditure limitation for debt service of \$95,000 was established for the Oregon Youth Authority in order to allow the agency to apply interest earned on bond proceeds to debt service on bonds.

TRANSPORTATION

Department of Transportation

The Subcommittee increased the Department of Transportation's (ODOT) Other Funds expenditure limitation, on a one time basis, by \$5,149,463 for ODOT project costs and cost of issuing lottery bonds. This amount consists of \$42,876 for the Sherwood Pedestrian Connectors Project and \$5,106,587 for the Coos Bay Rail Line and Bridge Replacement Project.

Additional one-time Other Funds expenditure limitation of \$1,000,000 was approved for the Neskowin Emergency Egress Project in Tillamook County. The source of funds for this project is the Transportation Operating Fund. The Transportation Operating Fund was also used to provide one-time Other Funds expenditure limitation of \$650,000 to support the upgrade and recapitalization of 44 electric vehicle charging station locations known as the West Coast Electric Highway.

The Subcommittee approved the addition of three limited duration Transportation Service Representative 1 positions (0.42 FTE) and \$221,442 Other Funds expenditure limitation to implement HB 2015 (2019).

Two budget notes were approved, as follows:

Budget Note

The Department of Transportation shall study the I-5 Boone Bridge Project and provide an estimate of the cost to complete the project. The Department shall report back to the Joint Committee on Ways and Means and the Joint Committee on Transportation no later than February 1, 2021.

Budget Note

The Department of Transportation, in coordination with the City of Sherwood, shall report to the Joint Committee on Ways and Means on the results of the City of Sherwood's Pedestrian Connector Project implementation and related feasibility study and submit a funding request for the balance of project costs in February 2020.

Adjustments to 2017-19 Budgets

Department of Corrections

The Subcommittee approved a net-zero rebalance of \$650,000 between General Fund appropriations and appropriated an additional \$3,000,000 General Fund, on a one-time basis only, to the Department of Corrections to address the remainder of a known 2017-19 budget shortfall of \$20.2 million and additional unanticipated expenditures totaling \$23.5 million. Unanticipated expenditures included emergency repairs to facilities, spending on medication for Hepatitis C and for contract medical staff in prisons, computer replacements and necessary software upgrades, and to backfill a federal grant. The agency has mitigated its budget shortfall through management actions such as a hiring freeze on management positions, limiting spending on staff training, reducing inmate alcohol and drug treatment costs, and limiting inmate clothing orders through the end of the biennium, as well as by using Other Funds revenue where available.

Legislative Fiscal Office

900 Court St. NE, H-178
Salem OR 97301
503-986-1828



Oregon Legislative Emergency Board

Sen. Peter Courtney, Senate Co-Chair
Rep. Tina Kotek, House Co-Chair

Certificate

April 23, 2020

Pursuant to the provisions of ORS 291.328, and acting under the authority of ORS 291.326(1)(a), (b), (c), and (d); ORS 291.371; and ORS 291.375; this hereby certifies that the Emergency Board, meeting via remote interface on April 23, 2020, took the following actions:

- 1. Housing and Community Services Department**
Established a General Fund appropriation by allocating \$12,000,000 from the Emergency Fund established by section 1, chapter 644, Oregon Laws 2019 to the Housing and Community Services Department for rental assistance payments and safe shelter alternatives for Oregonians who have been impacted by income loss due to COVID-19, or who are especially vulnerable to infection or health problems associated with the virus because of inadequate housing or shelter.
- 2. Oregon Business Development Department**
Established a General Fund appropriation by allocating \$5,000,000 from the Emergency Fund established by section 1, chapter 644, Oregon Laws 2019, to the Oregon Business Development Department, for business, innovation and trade, to provide financial assistance to small businesses affected by economic conditions associated with the COVID-19 pandemic that have not received federal emergency assistance under the federal CARES Act or any subsequent federal act that provides emergency pandemic funding, with the understanding that the Department will dedicate an additional \$5,000,000 of Lottery Funds and Other Funds monies in the Business, Innovation and Trade Division to this same purpose.
- 3. Department of Justice**
Allocated \$2,000,000 from the Emergency Fund established by section 1, chapter 644, Oregon Laws 2019, to supplement the appropriation made to the Department of Justice by section 1(4), chapter 692, Oregon Laws 2019, Crime Victim and Survivor Services, for emergency housing for victims of domestic and sexual violence due to increasing needs resulting from the effects of the COVID-19 pandemic.
- 4. Department of Administrative Services**
Established a General Fund appropriation by allocating \$10,000,000 from the Emergency Fund established by section 1, chapter 644, Oregon Laws 2019, to the Department of Administrative Services for a grant to the Oregon Community Foundation to oversee a culturally-specific community based grant program to make payments to

workers who are ineligible for wage replacement payments from traditional unemployment insurance programs.

5. Bureau of Labor and Industries

Established a General Fund appropriation by allocating \$119,778 from the Emergency Fund established by section 1, chapter 644, Oregon Laws 2019, to the Bureau of Labor and Industries, and approved the establishment of one permanent Human Resource Analyst 3 position (0.54 FTE) to provide human resource services to the agency.

6. Department of Human Services

Established a General Fund appropriation by allocating \$3,350,000 from the Emergency Fund established by section 1, chapter 644, Oregon Laws 2019, to the Department of Human Services to provide COVID-19 proactive testing and specialized training for long term care workers.

8. Department of Administrative Services

Established a Federal Funds expenditure limitation of \$300,000,000 for the Department of Administrative Services for funding made available to states through the Coronavirus Relief Fund, with the understanding that \$275,000,000 of the Federal Funds expenditure limitation increase will be unscheduled pending the identification of specific eligible response activity costs.

9. Department of Forestry

Allocated \$4,000,000 from the special purpose appropriation made to the Emergency Board by section 5(1)(a), chapter 664, Oregon Laws 2019, to supplement the appropriation made to the Department of Forestry by section 1(2), chapter 664, Oregon Laws 2019, Fire protection, for severity resources costs for the 2019 fire season and in anticipation of 2020 fire season costs; allocated \$2,000,000 from the special purpose appropriation made to the Emergency Board by section 5(1)(c), chapter 664, Oregon Laws 2019, to supplement the appropriation made to the Department of Forestry by section 1(2), chapter 664, Oregon Laws 2019, Fire protection, for supplemental fire personnel costs and other costs associated with the preparation for the 2020 fire season; and increased the Other Funds expenditure limitation established for the Department of Forestry by section 2(2), chapter 664, Oregon Laws 2019, Fire protection, by \$23,587,897 for costs associated with the 2019 fire season.

**10. Department of Human Services
Oregon Health Authority**

Allocated \$19,429,026 from the special purpose appropriation made to the Emergency Board by section 3(1), chapter 644, Oregon Laws 2019, to supplement the appropriation made to the Department of Human Services by section 1(4), chapter 668, Oregon Laws 2019, Aging and people with disabilities and intellectual and developmental disabilities programs; increased the Federal Funds expenditure limitation established for the Department of Human Services by section 3(4), chapter 668, Oregon Laws 2019, Aging and people with disabilities and intellectual and developmental disabilities programs, by \$38,216,424; allocated \$570,974 from the special purpose appropriation made to the Emergency Board by section 3(1), chapter 644, Oregon Laws 2019, to

supplement the appropriation made to the Oregon Health Authority by section 1 (1), chapter 695, Oregon Laws 2019, Health Systems, Health Policy and Analytics, and Public Health; increased the Federal Funds expenditure limitation established for the Oregon Health Authority by section 4 (1), chapter 695, Oregon Laws 2019, Health Systems, Health Policy and Analytics, and Public Health, by \$880,298; for non-state employee collective bargaining costs.

11. Public Defense Services Commission

Allocated \$868,415 from the special purpose appropriation made to the Emergency Board by section 4(1), chapter 644, Oregon Laws 2019, to supplement the appropriation made to the Public Defense Services Commission by section 1(2), chapter 303, Oregon Laws 2019, Professional services, to increase rates for services provided for indigent public defense cases by contract investigators and interpreters; allocated \$1,589,702 from the special purpose appropriation made to the Emergency Board by section 4(1), chapter 644, Oregon Laws 2019, to supplement the appropriation made to the Public Defense Services Commission by section 1(3), chapter 303, Oregon Laws 2019, Contract and Business Services Division, and authorized the establishment of 9 permanent positions (5.67 FTE) to improve oversight of public defense services and the processing of provider claims for payment; allocated \$1,267,848 from the special purpose appropriation made to the Emergency Board by section 4(1), chapter 644, Oregon Laws 2019, to supplement the appropriation made to the Public Defense Services Commission by section 1(3), chapter 303, Oregon Laws 2019, Contract and Business Services Division, for a contract with the Oregon Judicial Department for information technology services; and allocated \$150,000 from the special purpose appropriation made to the Emergency Board by section 4(1), chapter 644, Oregon Laws 2019, to supplement the appropriation made to the Public Defense Services Commission by section 1(3), chapter 303, Oregon Laws 2019, Contract and Business Services Division, for training juvenile dependency attorneys participating in the Parent Child Representation Program.

Legislative Fiscal Office

900 Court St. NE, H-178
Salem OR 97301
503-986-1828



Oregon Legislative Emergency Board

Sen. Peter Courtney, Senate Co-Chair
Rep. Tina Kotek, House Co-Chair

Certificate

June 5, 2020

Pursuant to the provisions of ORS 291.328, and acting under the authority of ORS 291.326(1)(a), (b), (c), and (d); ORS 291.371; and ORS 291.375; this hereby certifies that the Emergency Board, meeting via remote interface on June 5, 2020, took the following actions:

1. Housing and Community Services Department

Established an Other Funds expenditure limitation of \$55,000,000 for the Housing and Community Services Department, for funding rent assistance payments and associated administrative expenses on behalf of tenants at or below 80% of area median income, for funding from the Coronavirus Relief Fund received by the Department of Administrative Services and transferred to the Housing and Community Services Department; established an Other Funds expenditure limitation of \$20,000,000 for operating support to affordable rental housing properties with long-term affordability covenants with the Housing and Community Services Department, for funding from the Coronavirus Relief Fund received by the Department of Administrative Services and transferred to the Housing and Community Services Department; and authorized the establishment of 2 positions (1.00 FTE) in the Housing and Community Services Department to administer loan agreements associated with operational assistance to those affordable housing properties.

2. Department of Administrative Services

Increased the Federal Funds expenditure limitation for the Department of Administrative Services established at the April 23, 2020 meeting of the Emergency Board by \$10,000,000 from funding made available to states through the Coronavirus Relief Fund for a grant to the Oregon Community Foundation to support a culturally-specific community-based grant program making payments to workers who are ineligible for wage replacement payments from traditional unemployment insurance programs.

3. Department of Justice

Established an Other Funds expenditure limitation of \$4,000,000 for the Department of Justice, Crime Victim and Survivor Services Division, for funding from the Coronavirus Relief Fund received by the Department of Administrative Services and transferred to the Department of Justice for victims of domestic and sexual violence due to increasing needs resulting from the effects of the COVID-19 pandemic.

- 4. Department of Human Services**
Established an Other Funds expenditure limitation of \$1,000,000 for the Department of Human Services, for funding from the Coronavirus Relief Fund received by the Department of Administrative Services and transferred to the Department of Human Services for maintaining 211info services during the COVID-19 pandemic.
- 5. Housing and Community Services Department**
Established an Other Funds expenditure limitation of \$15,000,000 for the Housing and Community Services Department, for funding from the Coronavirus Relief Fund received by the Department of Administrative Services and transferred to the Housing and Community Services Department for energy assistance payments to Oregonians with incomes adversely impacted by circumstances due to the COVID-19 pandemic.
- 6. Public Utility Commission**
Established an Other Funds expenditure limitation of \$3,500,000 for the Public Utility Commission, Residential Services Protection Fund, for funding from the Coronavirus Relief Fund received by the Department of Administrative Services and transferred to the Public Utility Commission to provide a greater discount on telephone and broadband services for eligible low-income households needing assistance due to the COVID-19 pandemic.
- 7. Oregon Health Authority**
Established an Other Funds expenditure limitation of \$25,630,000 for the Oregon Health Authority, for funding from the Coronavirus Relief Fund received by the Department of Administrative Services and transferred to the Oregon Health Authority for behavioral health services for individuals disproportionately impacted by the COVID-19 pandemic.
- 10. Oregon Business Development Department**
Established an Other Funds expenditure limitation of \$3,000,000 for the Oregon Business Development Department, for funding from the Coronavirus Relief Fund received by the Department of Administrative Services and transferred to the Oregon Business Development Department, for business, innovation and trade, for a grant program to provide technical assistance to minority- and woman-owned businesses affected by the COVID-19 pandemic.
- 11. Oregon Business Development Department**
Established an Other Funds expenditure limitation of \$50,000,000 for the Oregon Business Development Department, for funding from the Coronavirus Relief Fund received by the Department of Administrative Services and transferred to the Oregon Business Development Department, for business, innovation and trade, for a grant program for stabilizing rural Type A and Type B Hospital operations.
- 12. Oregon Business Development Department**
Established an Other Funds expenditure limitation of \$10,000,000 for the Oregon Business Development Department, for funding from the Coronavirus Relief Fund received by the Department of Administrative Services and transferred to the Oregon Business Development Department, for business, innovation and trade, to provide personal protective equipment for small businesses.

13. Department of Education

Established an Other Funds expenditure limitation of \$30,000,000 for the Oregon Department of Education, Early Learning Division, for funding from the Coronavirus Relief Fund received by the Department of Administrative Services and transferred to the Department of Education for assistance in meeting the increased costs of child care providers and costs of reopening child care providers that have closed, with the understanding that the Department of Administrative services will unschedule \$11,500,000 of the amount for initiatives further developed by the Early Learning Division.

14. Oregon Business Development Department

Established an Other Funds expenditure limitation of \$20,000,000 for the Oregon Business Development Department, for funding from the Coronavirus Relief Fund received by the Department of Administrative Services and transferred to the Oregon Business Development Department, for business, innovation and trade, for a grant program for the Rural Broadband Capacity Program.

**15. Department of Administrative Services
Oregon Watershed Enhancement Board
Oregon Health Authority**

Increased the Federal Funds expenditure limitation for the Department of Administrative Services established at the April 23, 2020 meeting of the Emergency Board by \$30,000,000 from funding made available to states through the Coronavirus Relief Fund, with the understanding that \$10,000,000 of this amount will be used for a grant to the Oregon Community Foundation for a Worker Relief Quarantine Fund to assist recovering agricultural workers, \$1,000,000 will be used to distribute state-purchased personal protective equipment directly to agricultural workers, and the remaining \$19,000,000 will be used to distribute funding to other state agencies for agricultural worker protection activities; established a \$16,000,000 Other Funds expenditure limitation for the Oregon Watershed Enhancement Board, for funding from the Coronavirus Relief Fund received by the Department of Administrative Services and transferred to the Oregon Watershed Enhancement Board and authorized the establishment of seven limited-duration positions (1.75 FTE) for the administration of grant funds for the reimbursement of agricultural producers' costs for agricultural worker housing, field sanitation, and transportation associated with COVID-19 response activities; and established a \$3,000,000 Other Funds expenditure limitation for the Oregon Health Authority, for funding from the Coronavirus Relief Fund received by the Department of Administrative Services and transferred to the Oregon Health Authority for community outreach activities related to the COVID-19 pandemic response.

16. Department of Administrative Services

Increased the Federal Funds expenditure limitation for the Department of Administrative Services established at the April 23, 2020 meeting of the Emergency Board by \$237,130,000 from funding made available to states through the Coronavirus Relief Fund for the costs of eligible programs and services related to the COVID-19 pandemic response.

17. Department of Geology and Mineral Industries

Allocated \$2,864,393 from the Emergency Fund established by section 1, chapter 644, Oregon Laws 2019, to supplement the appropriation made to the Department of Geology and Mineral Industries by section 1, chapter 690, Oregon Laws 2019; increased the Other Funds expenditure limitation established for the Department of Geology and Mineral Industries by section 2(1), chapter 690, Oregon Laws 2019, Geologic survey, by \$1,305,154; increased the Other Funds expenditure limitation established for the Department of Geology and Mineral Industries by section 2(2), chapter 690, Oregon Laws 2019, Mined land reclamation, by \$2,261,038; increased the Federal Funds expenditure limitation established for the Department of Geology and Mineral Industries by section 3, chapter 690, Oregon Laws 2019 by \$2,892,574; and authorized the establishment of a permanent manager position (0.50 FTE) to support the Geologic Survey program and authorized an increase in the position full-time equivalents by 19.21 FTE for funding the second year of operations in the 2019-21 biennium.

18. Racing Commission

Increased the Other Funds expenditure limitation established for the Racing Commission by section 1, chapter 28, Oregon Laws 2019 by \$2,374,056, and authorized an increase in the position full-time equivalents by 4.25 FTE, to provide sufficient budgetary authority for the remainder of the 2019-21 biennium.

Legislative Fiscal Office

900 Court St. NE, H-178
Salem OR 97301
503-986-1828



Oregon Legislative Emergency Board

Sen. Peter Courtney, Senate Co-Chair
Rep. Tina Kotek, House Co-Chair

Certificate

August 5, 2020

Pursuant to the provisions of ORS 291.328, and acting under the authority of ORS 291.326(1)(a), (b), (c), and (d); ORS 291.371; and ORS 291.375; this hereby certifies that the Emergency Board, meeting via remote interface on August 5, 2020, took the following actions:

**1. Department of Administrative Services
Oregon Health Authority**

Increased the Federal Funds expenditure limitation for the Department of Administrative Services initially established at the April 23, 2020 meeting of the Emergency Board by \$94,200,000, from funding made available to states through the Coronavirus Relief Fund for transfer to the Oregon Health Authority and established an Other Funds expenditure limitation of \$94,200,000 for the Oregon Health Authority for funding from the Coronavirus Relief Fund received by the Department of Administrative Services and transferred to the Oregon Health Authority for COVID-19 contact tracing, testing, education and outreach, case management, and supportive services.

**2. Department of Administrative Services
Oregon Health Authority**

Increased the Federal Funds expenditure limitation for the Department of Administrative Services initially established at the April 23, 2020 meeting of the Emergency Board by \$45,000,000, from funding made available to states through the Coronavirus Relief Fund for transfer to the Oregon Health Authority and established an Other Funds expenditure limitation of \$45,000,000 for the Oregon Health Authority for funding from the Coronavirus Relief Fund received by the Department of Administrative Services and transferred to the Oregon Health Authority to address the social determinants of health contributing to the disproportionate impact the COVID-19 pandemic has had on Oregon's tribal communities and communities of color.

4. Department of Administrative Services for Department of Human Services

Established an Other Funds expenditure limitation of \$8,000,000 for the Department of Human Services for funding from the Coronavirus Relief Fund received by the Department of Administrative Services and transferred to the Department of Human Services for Self Sufficiency and Vocational Rehabilitation Services for increased funding for food programs during the COVID-19 pandemic and established an Other Funds expenditure limitation for the Department of Human Services of \$21,767,055 for funding from the CRF received by the Department of Administrative Services and transferred to the Department of Human Services for Aging and People with Disabilities

and Intellectual/Development Disabilities for service rate increases and emergency COVID beds during the COVID-19 pandemic.

5. Department of Administrative Services

Increased the Federal Funds expenditure limitation established for the Department of Administrative Services at the April 23, 2020 meeting of the Emergency Board by \$105,000,000 from funding made available to states through the Coronavirus Relief Fund to provide flexibility and rapid response capability for the Department of Administrative Services to purchase equipment, supplies, and services on behalf of state agencies in responding to the effects of the COVID-19 pandemic.

6. Department of Administrative Services

Acknowledged receipt of a report on the omission of the Craterian Theater in Medford from the list of approved independent venue grants, and replaced the previously-approved list of independent venue awards with the *Independent Venues List - August 4, 2020*, to include funding for the Craterian Theater and to adjust award amounts to maintain the previously-approved total funding level.

FISCAL IMPACT OF PROPOSED LEGISLATION**Measure: SB 1605**80th Oregon Legislative Assembly – 2020 1st Special Session
Legislative Fiscal Office***Only Impacts on Original or Engrossed
Versions are Considered Official***

Prepared by: Kim To
 Reviewed by: Laurie Byerly, Julie Neburka, John Borden, Tom MacDonald, Doug Wilson
 Date: June 24, 2020

Measure Description:

Modifies Oregon Promise program to extend eligibility to certain Oregon foster children who attain their highest level of education while in out-of-state placements. Makes changes to statutes relating to Department of Human Services placing children in out-of-state care facilities.

Government Unit(s) Affected:

Department of Human Services (DHS), Oregon Youth Authority, Department of Justice (DOJ), Oregon Health Authority (OHA), Department of Education (ODE), Higher Education Coordinating Commission (HECC), Community Colleges

Summary of Fiscal Impact:

Costs related to the measure will require budgetary action - See analysis.

Summary of Expenditure Impact - Department of Human Services:

	2019-21 Biennium	2021-23 Biennium
General Fund		
Personal Services	349	763
Services and Supplies	22,195	16,305
Special Payments	168,420	373,293
Total General Fund	\$190,964	\$390,361
Other		
Personal Services	88,508	193,107
Services and Supplies	30,820	11,871
Other Funds	\$119,328	\$204,978
TOTAL FUNDS	\$310,292	\$595,339
Positions	1	1
FTE	0.46	1.00

Analysis:

SB 1605:

- Extends eligibility for the Oregon Promise program, grants to attend community college, to certain Oregon foster children who attain their highest level of education while in out-of-state placements.
- Permits the Department of Human Services (DHS) to temporarily close, at screening, reports of third-party child abuse in specified circumstances and directs DHS to submit a report to the Legislature regarding child abuse reports closed at screening no later than November 15, 2020. This provision sunsets March 31, 2021.
- Directs DHS to adopt rules allowing up to two family-based programs to provide services to certain children, and to submit a report to the Legislature regarding such programs no later than September 1, 2022. This provision sunsets January 2, 2024.

- Prohibits DHS from placing Oregon children in out-of-state child-caring agencies unless the child-caring agency is licensed by DHS, complies with Oregon requirements, if DHS has a contract with the child-caring agency, and if such contract meets specified requirements.
- Directs DHS to review out-of-state child-caring agency placements of children or youths who have or may have an intellectual or developmental disability and specifies criteria for such process.
- Requires DHS to accompany children and youth when placed in or moved to an out-of-state child-caring agency.
- Restricts the Oregon Youth Authority's and Department of Human Services' ability to place youth out-of-state where such placement would result in a mixed population of children and juvenile offenders.
- Requires DHS to notify the placement authorities of any other state retaining jurisdiction of children in specified settings in Oregon upon awareness of a report of suspected child abuse, and to commence an investigation of a report of suspected abuse if the reported abuse occurred in Oregon or in an out-of-state child-caring agency with Oregon children.
- Authorizes DHS to place child in a child care institution or other residential congregate care setting only if it is a child-caring agency and qualified residential treatment program (QRTP), except as specified. Clarifies accreditation requirements for QRTPs; and also delays operative date of statutes regarding QRTPs from July 1, 2020 to December 1, 2020.
- Establishes criteria for court determinations of placement of children in specified out-of-state child-caring agencies, namely, ones that also serve juvenile offenders.

Department of Human Services (DHS)

DHS estimates the fiscal impact of complying with the requirements of the bill to be \$310,292 Total Funds [\$190,964 General Fund, \$119,328 Other Funds] and 1 position (0.46 FTE) for the 2019-21 biennium; and \$595,339 Total Funds [\$390,361 General Fund, \$204,978 Other Funds] and 1 position (1.00 FTE) for the 2021-23 biennium. Personal Services reflect the cost of one permanent full-time Compliance Specialist 3 position in the Office of Training, Investigations and Safety (OTIS) to perform out-of-state licensing. Services and Supplies include travel expenses for a DHS Child Welfare employee to accompany a child who is placed out of state any time the child is transported to an initial or new placement. Special Payments reflect payment changes due to level of care requirements in certain service settings. These costs are allocated as General Fund and mirrored as Other Funds because OTIS is a shared services office for both the Department of Human Services and the Oregon Health Authority.

Oregon Youth Authority (OYA)

Passage of this bill is anticipated to have no fiscal impact to OYA. The bill prohibits OYA and DHS from placing youth out-of-state where such placement would result in a mixed population of children and juvenile offenders. The agency has no youth placed out-of-state in locations where DHS youth are also present.

Oregon Health Authority (OHA), Department of Justice (DOJ), Department of Education (ODE)

Passage of this bill is anticipated to have minimal impact on OHA, DOJ, and ODE.

Higher Education Coordinating Commission (HECC), Community Colleges

The impact on HECC and community colleges is indeterminant but anticipated to be minimal. Although the number of foster children or youth who would participate in the Oregon Promise program as a result of this bill cannot be predicted at this time, HECC anticipates only a small number of students who will be eligible as a result of this bill.

The 2019-21 funding associated with this measure will be addressed in a special session omnibus budget measure.

SB 5723 BUDGET REPORT and MEASURE SUMMARY

Carrier: Sen. Johnson

Joint Committee On The Second Special Session of 2020

Action Date: 08/10/20

Action: Do pass.

Senate Vote

Yeas: 3 - Johnson, President Courtney, Steiner Hayward

Nays: 2 - Findley, Girod

House Vote

Yeas: 4 - Holvey, Rayfield, Smith G, Speaker Kotek

Nays: 1 - Drazan

Prepared By: Julie Neburka, Legislative Fiscal Office

Reviewed By: Ken Rocco and Theresa McHugh, Legislative Fiscal Office

Emergency Board
2019-21

Various Agencies
2019-21

Budget Summary*

	2019-21 Legislatively Approved Budget	2020 Committee Recommendation	Committee Change from 2019-21 Leg. Approved	
			\$ Change	% Change
<u>Emergency Board</u>				
General Fund - General Purpose	\$ 10,287,672	\$ 210,287,672	\$ 200,000,000	1944.1%
General Fund - Special Purpose Appropriations				
Public Defense services and contract model	\$ 16,124,035	\$ -	\$ (16,124,035)	-100.0%
Public Defense services - financial management system	\$ 2,000,000	\$ -	\$ (2,000,000)	-100.0%
ODFW Oregon Conservation & Recreation Fund	\$ 1,000,000	\$ -	\$ (1,000,000)	-100.0%
DHS - Non-Medicaid In-Home Services	\$ 4,000,000	\$ -	\$ (4,000,000)	-100.0%
OJD/DAs - Grand Jury Recordation	\$ 3,000,000	\$ -	\$ (3,000,000)	-100.0%
OHA - Youth with Behavioral Health Needs	\$ 5,700,000	\$ -	\$ (5,700,000)	-100.0%
PDSC/DOC - Unauthorized Use of a Vehicle	\$ 1,000,000	\$ -	\$ (1,000,000)	-100.0%
DOJ - Child Advocacy Center	\$ -	\$ 1,000,000	\$ 1,000,000	100.0%
DHS/OHA - caseload changes	\$ -	\$ 100,000,000	\$ 100,000,000	100.0%
 <u>ADMINISTRATION PROGRAM AREA</u>				
<u>Department of Administrative Services</u>				
General Fund	\$ 35,067,780	\$ 37,887,780	\$ 2,820,000	8.0%
General Fund Debt Service	\$ 6,799,405	\$ 6,468,285	\$ (331,120)	-4.9%
Lottery Funds Debt Service	\$ 17,457,806	\$ 17,169,452	\$ (288,354)	-1.7%
Other Funds	\$ 689,663,131	\$ 653,090,076	\$ (36,573,055)	-5.3%
Other Funds Debt Service	\$ 444,720,744	\$ 442,427,859	\$ (2,292,885)	-0.5%
Federal Funds	\$ 1,238,930,000	\$ 1,260,780,000	\$ 21,850,000	1.8%
 <u>Advocacy Commissions Office</u>				
General Fund	\$ 756,596	\$ 679,492	\$ (77,104)	-10.2%
 <u>Employment Relations Board</u>				
General Fund	\$ 2,956,273	\$ 2,728,544	\$ (227,729)	-7.7%
Other Funds	\$ 2,404,621	\$ 2,632,350	\$ 227,729	9.5%
 <u>Oregon Government Ethics Commission</u>				
Other Funds	\$ 2,903,298	\$ 2,964,690	\$ 61,392	2.1%
 <u>Office of the Governor</u>				
General Fund	\$ 16,666,702	\$ 15,854,375	\$ (812,327)	-4.9%
Other Funds	\$ 3,910,275	\$ 4,072,275	\$ 162,000	4.1%

Budget Summary*

	2019-21 Legislatively Approved Budget	2020 Committee Recommendation	Committee Change from 2019-21 Leg. Approved	
			\$ Change	% Change
<u>Oregon Liquor Control Commission</u>				
Other Funds	\$ 247,046,671	\$ 245,276,671	\$ (1,770,000)	-0.7%
<u>Public Employees Retirement System</u>				
General Fund	\$ 100,000,000	\$ 64,751,802	\$ (35,248,198)	-35.2%
Other Funds	\$ 263,256,648	\$ 205,968,978	\$ (57,287,670)	-21.8%
<u>Department of Revenue</u>				
General Fund	\$ 198,123,562	\$ 185,800,758	\$ (12,322,804)	-6.2%
General Fund Debt Service	\$ 14,980,120	\$ 14,287,394	\$ (692,726)	-4.6%
Other Funds	\$ 124,767,595	\$ 137,495,585	\$ 12,727,990	10.2%
Other Funds Debt Service	\$ 1,327,830	\$ 2,018,471	\$ 690,641	52.0%
<u>Secretary of State</u>				
General Fund	\$ 14,158,129	\$ 13,847,047	\$ (311,082)	-2.2%
Other Funds	\$ 63,888,057	\$ 62,414,142	\$ (1,473,915)	-2.3%
<u>State Library</u>				
General Fund	\$ 4,200,159	\$ 3,990,749	\$ (209,410)	-5.0%
<u>CONSUMER AND BUSINESS SERVICES PROGRAM AREA</u>				
<u>State Board of Accountancy</u>				
Other Funds	\$ 2,788,351	\$ 2,816,452	\$ 28,101	1.0%
<u>Consumer and Business Services</u>				
General Fund	\$ 1,299,319	\$ 1,299,319	\$ -	0.0%
Other Funds	\$ 397,014,796	\$ 385,605,662	\$ (11,409,134)	-2.9%
Federal Funds	\$ 100,670,278	\$ 112,960,680	\$ 12,290,402	12.2%
<u>Construction Contractors Board</u>				
Other Funds	\$ 15,038,579	\$ 15,813,579	\$ 775,000	5.2%
<u>Health Related Licensing Boards</u>				
Occupational Therapy Licensing Board				
Other Funds	\$ 619,842	\$ 612,708	\$ (7,134)	-1.2%
Board of Medical Imaging				
Other Funds	\$ 1,175,429	\$ 1,176,838	\$ 1,409	0.1%

Budget Summary*

	2019-21 Legislatively Approved Budget	2020 Committee Recommendation	Committee Change from 2019-21 Leg. Approved	
			\$ Change	% Change
<u>Health Related Licensing Boards</u>				
State Board of Examiners for Speech-Language Pathology and Audiology				
Other Funds	\$ 979,115	\$ 953,588	\$ (25,527)	-2.6%
Oregon State Veterinary Medical Examining Board				
Other Funds	\$ 1,203,614	\$ 1,220,264	\$ 16,650	1.4%
<u>Bureau of Labor and Industries</u>				
General Fund	\$ 15,013,956	\$ 13,967,090	\$ (1,046,866)	-7.0%
Lottery Funds	\$ 250,000	\$ 250,000	\$ -	0.0%
Other Funds	\$ 13,953,296	\$ 14,041,111	\$ 87,815	0.6%
Federal Funds	\$ 1,335,294	\$ 1,335,294	\$ -	0.0%
<u>Licensed Social Workers, Board of</u>				
Other Funds	\$ 1,804,612	\$ 1,992,619	\$ 188,007	10.4%
<u>Mental Health Regulatory Agency</u>				
Licensed Professional Counselors and Therapists				
Other Funds	\$ 2,384,631	\$ 2,757,667	\$ 373,036	15.6%
Board of Psychology				
Other Funds	\$ 1,556,707	\$ 1,483,057	\$ (73,650)	-4.7%
<u>Board of Pharmacy</u>				
Other Funds	\$ 8,761,878	\$ 8,736,104	\$ (25,774)	-0.3%
<u>Real Estate Agency</u>				
Other Funds	\$ 8,499,070	\$ 9,398,485	\$ 899,415	10.6%
<u>ECONOMIC AND COMMUNITY DEVELOPMENT PROGRAM AREA</u>				
<u>Oregon Business Development Department</u>				
General Fund	\$ 29,235,718	\$ 30,077,482	\$ 841,764	2.9%
General Fund Debt Service	\$ 56,176,824	\$ 54,475,254	\$ (1,701,570)	-3.0%
Lottery Funds	\$ 79,057,623	\$ 71,776,140	\$ (7,281,483)	-9.2%
Lottery Funds Debt Service	\$ 48,307,543	\$ 45,764,621	\$ (2,542,922)	-5.3%
Other Funds	\$ 687,245,691	\$ 672,193,326	\$ (15,052,365)	-2.2%
Other Funds Debt Service	\$ 157,290	\$ 2,735,716	\$ 2,578,426	1639.3%
Federal Funds	\$ 43,094,384	\$ 72,472,652	\$ 29,378,268	68.2%

Budget Summary*

	2019-21 Legislatively Approved Budget	2020 Committee Recommendation	Committee Change from 2019-21 Leg. Approved	
			\$ Change	% Change
<u>Employment Department</u>				
General Fund	\$ 15,688,586	\$ 9,508,586	\$ (6,180,000)	-39.4%
Other Funds	\$ 192,385,467	\$ 192,822,907	\$ 437,440	0.2%
Federal Funds	\$ 154,315,171	\$ 242,772,407	\$ 88,457,236	57.3%
<u>Housing and Community Services Department</u>				
General Fund	\$ 97,398,648	\$ 87,398,648	\$ (10,000,000)	-10.3%
General Fund Debt Service	\$ 28,569,838	\$ 23,043,308	\$ (5,526,530)	-19.3%
Lottery Funds Debt Service	\$ 21,789,335	\$ 21,752,234	\$ (37,101)	-0.2%
Other Funds	\$ 644,280,175	\$ 654,071,299	\$ 9,791,124	1.5%
Other Funds Debt Service	\$ 1,100	\$ 38,202	\$ 37,102	3372.9%
Federal Funds	\$ 126,659,025	\$ 200,315,609	\$ 73,656,584	58.2%
<u>Department of Veterans' Affairs</u>				
General Fund	\$ 7,974,857	\$ 7,337,003	\$ (637,854)	-8.0%
General Fund Debt Service	\$ 378,020	\$ 358,174	\$ (19,846)	-5.2%
Lottery Funds	\$ 20,559,847	\$ 19,001,367	\$ (1,558,480)	-7.6%
Other Funds Debt Service	\$ -	\$ 20,000	\$ 20,000	100.0%
Federal Funds	\$ 1,525,000	\$ 3,231,284	\$ 1,706,284	111.9%
<u>EDUCATION PROGRAM AREA</u>				
<u>Department of Education</u>				
General Fund	\$ 868,141,654	\$ 833,479,221	\$ (34,662,433)	-4.0%
General Fund Debt Service	\$ 31,133,753	\$ 31,114,252	\$ (19,501)	-0.1%
Other Funds	\$ 1,547,497,678	\$ 1,213,919,141	\$ (333,578,537)	-21.6%
Other Funds Debt Service	\$ 9,331	\$ 28,846	\$ 19,515	209.1%
Federal Funds	\$ 1,109,446,757	\$ 1,248,756,548	\$ 139,309,791	12.6%
<u>State School Fund</u>				
General Fund	\$ 7,718,687,417	\$ 7,568,496,644	\$ (150,190,773)	-1.9%
Lottery Funds	\$ 530,146,857	\$ 730,467,530	\$ 200,320,673	37.8%
Other Funds	\$ 751,165,726	\$ 701,035,826	\$ (50,129,900)	-6.7%
<u>Higher Education Coordinating Commission</u>				
General Fund	\$ 39,587,633	\$ 32,114,364	\$ (7,473,269)	-18.9%
Other Funds	\$ 37,337,696	\$ 49,748,567	\$ 12,410,871	33.2%
Federal Funds	\$ 127,560,060	\$ 127,706,496	\$ 146,436	0.1%

Budget Summary*

	2019-21 Legislatively Approved Budget	2020 Committee Recommendation	Committee Change from 2019-21 Leg. Approved	
			\$ Change	% Change
<u>State Support for Community Colleges</u>				
General Fund Debt Service	\$ 28,954,449	\$ 27,380,472	\$ (1,573,977)	-5.4%
Other Funds Debt Service	\$ 3,126,855	\$ 3,841,028	\$ 714,173	22.8%
Other Funds	\$ 24,905,810	\$ 24,928,593	\$ 22,783	0.1%
<u>State Support for Public Universities</u>				
General Fund	\$ 1,039,577,708	\$ 1,035,662,968	\$ (3,914,740)	-0.4%
General Fund Debt Service	\$ 177,386,107	\$ 167,311,672	\$ (10,074,435)	-5.7%
Lottery Funds	\$ 93,150,451	\$ 59,405,656	\$ (2,265,292)	-36.2%
Other Funds Debt Service	\$ 4,876,783	\$ 13,087,784	\$ 8,211,001	168.4%
Other Funds Debt Service Nonlimited	\$ 224,257,728	\$ 208,210,681	\$ (16,047,047)	-7.2%
Other Funds Nonlimited	\$ 412,573	\$ 467,573	\$ 55,000	13.3%
<u>Oregon Health Sciences University</u>				
General Fund	\$ 79,161,533	\$ 78,823,491	\$ (338,042)	-0.4%
General Fund Debt Service	\$ 23,816,150	\$ 23,815,730	\$ (420)	0.0%
Other Funds Debt Service	\$ 30,919,866	\$ 30,920,287	\$ 421	0.0%
Other Funds Debt Service Nonlimited	\$ 7,298,890	\$ 6,234,016	\$ (1,064,874)	-14.6%
<u>Oregon Opportunity Grant Program</u>				
General Fund	\$ 109,510,413	\$ 99,510,413	\$ (10,000,000)	-9.1%
Other Funds	\$ 14,669,415	\$ 24,669,415	\$ 10,000,000	68.2%
<u>HUMAN SERVICES PROGRAM AREA</u>				
<u>Commission for the Blind</u>				
General Fund	\$ 6,634,036	\$ 6,218,539	\$ (415,497)	-6.3%
Other Funds	\$ 1,560,451	\$ 2,060,451	\$ 500,000	32.0%
Federal Funds	\$ 15,955,857	\$ 18,508,300	\$ 2,552,443	16.0%
<u>Oregon Health Authority</u>				
General Fund	\$ 2,661,224,944	\$ 2,515,495,703	\$ (145,729,241)	-5.5%
General Fund Debt Service	\$ 63,722,338	\$ 60,024,589	\$ (3,697,749)	-5.8%
Lottery Funds	\$ 17,093,071	\$ 17,904,599	\$ 811,528	4.7%
Other Funds	\$ 7,813,067,998	\$ 7,955,577,038	\$ 142,509,040	1.8%
Other Funds Debt Service	\$ 216,435	\$ 224,985	\$ 8,550	4.0%
Federal Funds	\$ 12,683,911,274	\$ 13,960,060,406	\$ 1,276,149,132	10.1%

Budget Summary*

	2019-21 Legislatively Approved Budget	2020 Committee Recommendation	Committee Change from 2019-21 Leg. Approved	
			\$ Change	% Change
<u>Department of Human Services</u>				
General Fund	\$ 3,855,390,892	\$ 3,645,091,815	\$ (210,299,077)	-5.5%
General Fund Debt Service	\$ 22,657,623	\$ 21,294,053	\$ (1,363,570)	-6.0%
Other Funds	\$ 704,801,492	\$ 703,907,975	\$ (893,517)	-0.1%
Federal Funds	\$ 6,133,004,273	\$ 6,304,724,533	\$ 171,720,260	2.8%
Federal Funds Nonlimited	\$ 1,939,345,331	\$ 2,489,345,331	\$ 550,000,000	28.4%
<u>Long Term Care Ombudsman</u>				
General Fund	\$ 7,728,112	\$ 7,287,294	\$ (440,818)	-5.7%
Other Funds	\$ 845,016	\$ 1,066,016	\$ 221,000	26.2%
<u>Psychiatric Security Review Board</u>				
General Fund	\$ 3,198,150	\$ 3,098,150	\$ (100,000)	-3.1%
<u>JUDICIAL BRANCH</u>				
<u>Judicial Department</u>				
General Fund	\$ 494,874,779	\$ 483,774,779	\$ (11,100,000)	-2.2%
General Fund Debt Service	\$ 27,383,694	\$ 19,273,095	\$ (8,110,599)	100.0%
Other Funds	\$ 216,514,418	\$ 114,329,418	\$ (102,185,000)	-47.2%
Other Funds Debt Service	\$ 1,300,000	\$ 9,432,005	\$ 8,132,005	100.0%
<u>Public Defense Services Commission</u>				
General Fund	\$ 347,092,015	\$ 340,895,203	\$ (6,196,812)	-1.8%
Other Funds	\$ 4,039,068	\$ 13,039,068	\$ 9,000,000	222.8%
<u>LEGISLATIVE BRANCH</u>				
<u>Legislative Administration Committee</u>				
General Fund	\$ 47,814,546	\$ 46,064,546	\$ (1,750,000)	-3.7%
General Fund Debt Service	\$ 11,274,124	\$ 16,037,140	\$ 4,763,016	42.2%
Other Funds	\$ 6,959,630	\$ 8,469,630	\$ 1,510,000	21.7%
Other Funds Debt Service	\$ 4,867,000	\$ 65,560	\$ (4,801,440)	-98.7%

Budget Summary*

	2019-21 Legislatively Approved Budget	2020 Committee Recommendation	Committee Change from 2019-21 Leg. Approved	
			\$ Change	% Change
<u>NATURAL RESOURCES PROGRAM AREA</u>				
<u>State Department of Agriculture</u>				
General Fund	\$ 26,229,015	\$ 23,706,541	\$ (2,522,474)	-9.6%
Other Funds	\$ 74,372,889	\$ 75,764,818	\$ 1,391,929	1.9%
Federal Funds	\$ 17,472,153	\$ 17,547,153	\$ 75,000	0.4%
<u>State Department of Energy</u>				
General Fund	\$ 6,334,048	\$ 6,274,048	\$ (60,000)	-0.9%
Other Funds	\$ 32,812,879	\$ 32,794,871	\$ (18,008)	-0.1%
Federal Funds	\$ 2,196,096	\$ 3,271,354	\$ 1,075,258	49.0%
<u>Department of Environmental Quality</u>				
General Fund	\$ 52,252,278	\$ 47,936,894	\$ (4,315,384)	-8.3%
General Fund Debt Service	\$ 6,524,882	\$ 6,368,955	\$ (155,927)	-2.4%
Other Funds	\$ 222,204,270	\$ 222,528,559	\$ 324,289	0.1%
<u>State Department of Fish and Wildlife</u>				
General Fund	\$ 35,094,508	\$ 31,224,445	\$ (3,870,063)	-11.0%
Other Funds	\$ 203,027,596	\$ 202,805,869	\$ (221,727)	-0.1%
Federal Funds	\$ 144,438,993	\$ 144,857,087	\$ 418,094	0.3%
<u>Department of Forestry</u>				
General Fund	\$ 80,958,987	\$ 87,263,555	\$ 6,304,568	7.8%
General Fund Debt Service	\$ 16,489,822	\$ 16,418,449	\$ (71,373)	-0.4%
Other Funds	\$ 283,057,822	\$ 280,119,697	\$ (2,938,125)	-1.0%
Other Funds Debt Service	\$ 668,774	\$ 603,234	\$ (65,540)	-9.8%
Federal Funds	\$ 35,483,276	\$ 35,425,432	\$ (57,844)	-0.2%
<u>Department of Land Conservation and Development</u>				
General Fund	\$ 20,231,675	\$ 17,333,363	\$ (2,898,312)	-14.3%
<u>Land Use Board of Appeals</u>				
General Fund	\$ 2,061,858	\$ 2,121,838	\$ 59,980	2.9%
<u>Department of Parks and Recreation</u>				
Federal Funds	\$ 16,685,823	\$ 17,350,823	\$ 665,000	4.0%

Budget Summary*

	2019-21 Legislatively Approved Budget	2020 Committee Recommendation	Committee Change from 2019-21 Leg. Approved	
			\$ Change	% Change
<u>Department of State Lands</u>				
Other Funds	\$ 54,079,207	\$ 54,324,791	\$ 245,584	0.5%
Federal Funds	\$ 2,295,209	\$ 2,983,495	\$ 688,286	30.0%
<u>Water Resources Department</u>				
General Fund	\$ 36,722,794	\$ 33,210,095	\$ (3,512,699)	-9.6%
Lottery Funds Debt Service	\$ 7,566,502	\$ 7,563,194	\$ (3,308)	0.0%
Other Funds	\$ 99,150,699	\$ 99,702,961	\$ 552,262	0.6%
Other Funds Debt Service	\$ 394	\$ 3,703	\$ 3,309	839.8%
Federal Funds	\$ 875,519	\$ 1,136,003	\$ 260,484	29.8%
<u>PUBLIC SAFETY PROGRAM AREA</u>				
<u>Department of Corrections</u>				
General Fund	\$ 1,736,776,566	\$ 1,759,924,168	\$ 23,147,602	1.3%
General Fund Debt Service	\$ 117,154,410	\$ 112,948,840	\$ (4,205,570)	-3.6%
Other Funds	\$ 95,275,997	\$ 95,979,042	\$ 703,045	0.7%
Other Funds Debt Service	\$ 51,378	\$ 66,358	\$ 14,980	29.2%
<u>Oregon Criminal Justice Commission</u>				
General Fund	\$ 79,843,528	\$ 79,175,528	\$ (668,000)	-0.8%
Federal Funds	\$ 5,337,957	\$ 12,149,340	\$ 6,811,383	127.6%
<u>District Attorneys and their Deputies</u>				
General Fund	\$ 12,839,916	\$ 13,339,916	\$ 500,000	3.9%
<u>Department of Justice</u>				
General Fund	\$ 101,138,750	\$ 96,108,238	\$ (5,030,512)	-5.0%
Other Funds	\$ 355,837,618	\$ 359,947,494	\$ 4,109,876	1.2%
Federal Funds	\$ 186,995,478	\$ 212,643,937	\$ 25,648,459	13.7%
<u>Oregon Military Department</u>				
General Fund	\$ 24,629,666	\$ 22,665,897	\$ (1,963,769)	-8.0%
General Fund Debt Service	\$ 11,603,502	\$ 11,317,429	\$ (286,073)	-2.5%
Other Funds	\$ 133,945,223	\$ 134,445,223	\$ 500,000	0.4%
Other Funds Debt Service	\$ 133,050	\$ 290,916	\$ 157,866	118.7%
Federal Funds	\$ 318,358,977	\$ 316,713,291	\$ (1,645,686)	-0.5%
<u>Oregon Board of Parole and Post Prison Supervision</u>				
General Fund	\$ 8,680,101	\$ 8,353,511	\$ (326,590)	-3.8%

Budget Summary*

	2019-21 Legislatively Approved Budget	2020 Committee Recommendation	Committee Change from 2019-21 Leg. Approved	
			\$ Change	% Change
<u>Oregon State Police</u>				
General Fund	\$ 318,475,460	\$ 255,184,365	\$ (63,291,095)	-19.9%
Other Funds	\$ 164,937,371	\$ 220,896,207	\$ 55,958,836	33.9%
Federal Funds	\$ 12,616,262	\$ 13,721,105	\$ 1,104,843	8.8%
<u>Department of Public Safety Standards and Training</u>				
General Fund Debt Service	\$ 9,665,010	\$ 9,357,609	\$ (307,401)	-3.2%
Other Funds	\$ 48,102,591	\$ 48,125,319	\$ 22,728	0.0%
Federal Funds	\$ 7,689,376	\$ 8,118,463	\$ 429,087	5.6%
<u>Oregon Youth Authority</u>				
General Fund	\$ 318,708,435	\$ 308,294,951	\$ (10,413,484)	-3.3%
General Fund Debt Service	\$ 12,017,766	\$ 11,153,998	\$ (863,768)	-7.2%
Other Funds	\$ 14,458,422	\$ 14,439,875	\$ (18,547)	-0.1%
Other Funds Debt Service	\$ 95,000	\$ 408,100	\$ 313,100	329.6%
Federal Funds	\$ 40,643,083	\$ 36,319,995	\$ (4,323,088)	-10.6%
<u>TRANSPORTATION PROGRAM AREA</u>				
<u>Department of Aviation</u>				
Other Funds	\$ 20,035,792	\$ 20,055,725	\$ 19,933	0.1%
<u>Department of Transportation</u>				
General Fund Debt Service	\$ 25,306,026	\$ 25,176,339	\$ (129,687)	-0.5%
Lottery Funds	\$ -	\$ 500,000	\$ 500,000	100.0%
Lottery Funds Debt Service	\$ 115,592,980	\$ 114,671,361	\$ (921,619)	-0.8%
Other Funds	\$ 3,841,994,260	\$ 3,845,761,059	\$ 3,766,799	0.1%
Other Funds Debt Service	\$ 384,447,137	\$ 385,369,037	\$ 921,900	0.2%
Federal Funds	\$ 113,670,758	\$ 160,370,758	\$ 46,700,000	41.1%

Budget Summary*

	2019-21 Legislatively Approved Budget	2020 Committee Recommendation	Committee Change from 2019-21 Leg. Approved	
			\$ Change	% Change
2019-21 Budget Summary				
General Fund Total	\$ 20,721,253,409	\$ 20,274,546,830	\$ (446,706,579)	-2.2%
General Fund Debt Service Total	\$ 691,993,863	\$ 657,625,037	\$ (34,368,826)	-5.0%
Lottery Funds Total	\$ 740,257,849	\$ 899,305,292	\$ 190,526,946	21.5%
Lottery Funds Debt Service Total	\$ 210,714,166	\$ 206,920,862	\$ (3,793,304)	-1.8%
Other Funds Total	\$ 20,144,188,583	\$ 19,800,053,081	\$ (344,135,502)	-1.7%
Other Funds Nonlimited Total	\$ 412,573	\$ 467,573	\$ 55,000	13.3%
Other Funds Debt Service Total	\$ 876,918,967	\$ 891,582,091	\$ 14,663,124	1.7%
Other Funds Nonlimited Debt Service Total	\$ 231,556,618	\$ 214,444,697	\$ (17,111,921)	-7.4%
Federal Funds Total	\$ 22,641,166,333	\$ 24,536,232,445	\$ 1,895,066,112	8.4%
Federal Funds Nonlimited Total	\$ 6,133,004,273	\$ 6,304,724,533	\$ 550,000,000	2.8%

* Excludes Capital Construction

Position Summary

	2019-21 Legislatively Approved Budget	2020 Committee Recommendation	Committee Change from 2019-21 Leg. Approved	
			Change	% Change
ADMINISTRATION PROGRAM AREA				
<u>Department of Administrative Services</u>				
Authorized Positions	916.00	928	12	1.3%
Full-time Equivalent (FTE) positions	906.95	910.27	3.32	0.4%
<u>Department of Revenue</u>				
Authorized Positions	1,057	1,085	28	2.6%
Full-time Equivalent (FTE) positions	983.39	1,011.85	28.46	2.9%
<u>State Treasurer</u>				
Authorized Positions	166	169	3	1.8%
Full-time Equivalent (FTE) positions	164.47	165.01	0.54	0.3%
CONSUMER AND BUSINESS SERVICES PROGRAM AREA				
<u>Bureau of Labor and Industries</u>				
Authorized Positions	113	110	(3)	-2.7%
Full-time Equivalent (FTE) positions	109.80	108.54	(1.26)	-1.1%
ECONOMIC AND COMMUNITY DEVELOPMENT PROGRAM AREA				
<u>Oregon Business Development Department</u>				
Authorized Positions	141.00	145	(1)	-0.7%
Full-time Equivalent (FTE) positions	139.21	139.68	(1.00)	-0.7%
<u>Employment Department</u>				
Authorized Positions	1,389	2,142	753	54.2%
Full-time Equivalent (FTE) positions	1,323.58	1,755.91	432.33	32.7%
<u>Housing and Community Services</u>				
Authorized Positions	224	226	2	0.9%
Full-time Equivalent (FTE) positions	216.71	216.57	(0.14)	-0.1%

Position Summary

	2019-21 Legislatively Approved Budget	2020 Committee Recommendation	Committee Change from 2019-21 Leg. Approved	
			Change	% Change
EDUCATION PROGRAM AREA				
<u>Department of Education</u>				
Authorized Positions	693	687	(6)	-0.9%
Full-time Equivalent (FTE) positions	653.30	648.80	(4.50)	-0.7%
<u>Higher Education Coordinating Commission</u>				
Authorized Positions	148	144	(4)	-2.7%
Full-time Equivalent (FTE) positions	137.37	134.91	(2.46)	-1.8%
HUMAN SERVICES PROGRAM AREA				
<u>Oregon Health Authority</u>				
Authorized Positions	4,290	4,381	91	2.1%
Full-time Equivalent (FTE) positions	4,243.01	4,316.87	73.86	1.7%
<u>Department of Human Services</u>				
Authorized Positions	9,444	9,431	(13)	-0.1%
Full-time Equivalent (FTE) positions	9,324.14	9,329.78	5.64	0.1%
NATURAL RESOURCES PROGRAM AREA				
<u>State Department of Agriculture</u>				
Authorized Positions	512	514	2	0.4%
Full-time Equivalent (FTE) positions	384.52	385.36	0.84	0.2%
<u>Department of Fish and Wildlife</u>				
Authorized Positions	1,357	1,356	(1)	-0.1%
Full-time Equivalent (FTE) positions	1,154.69	1,153.44	(1.25)	-0.1%
<u>Department of Land Conservation and Development</u>				
Authorized Positions	64	112	(3)	-2.6%
Full-time Equivalent (FTE) positions	62.09	109.46	(3.54)	-3.1%

Position Summary

	2019-21 Legislatively Approved Budget	2020 Committee Recommendation	Committee Change from 2019-21 Leg. Approved	
			Change	% Change
<u>Department of State Lands</u>				
Authorized Positions	115	115	-	0.0%
Full-time Equivalent (FTE) positions	113.00	112.63	(0.37)	-0.3%
<u>Water Resources Department</u>				
Authorized Positions	177	178	1	0.6%
Full-time Equivalent (FTE) positions	171.79	172.67	0.88	0.5%
PUBLIC SAFETY PROGRAM AREA				
<u>Department of Justice</u>				
Authorized Positions	1,453	1,456	3	0.2%
Full-time Equivalent (FTE) positions	1,420.13	1,423.23	3.10	0.2%

Summary of Revenue Changes

The General Fund appropriations made in SB 5723 are within resources available as projected in the June 2020 economic and revenue forecast by the Department of Administrative Services Office of Economic Analysis.

Summary of Committee/Committee Action

Statewide Adjustments

STATEWIDE ADJUSTMENTS

Statewide adjustments in multiple agencies are based on reductions to debt service realized through refunding of outstanding general obligation bonds and certificates of participation, interest rate savings on bond sales, as well as Other Fund balances generated through excess bond proceeds, reserve funds, and interest earnings that can be applied to debt service. A technical adjustment to the Legislative Administration Committee's apportionment of General Fund and Other Funds debt service is also included. Net debt service savings total \$34.6 million General Fund and \$3.8 million Lottery Funds. New Other Funds expenditure limitation for the Oregon Department of Veterans' Affairs (\$20,000) is established to accommodate the use of fund balances for debt payments, while existing Other Funds expenditure limitations for a number of other agencies are collectively increased by \$14.6 million. Nonlimited Other Funds debt service limitation for HECC is also decreased by \$17.1 million for debt service savings generated from the refunding of outstanding Article XI-F (1) bonds issued for the benefit of the public universities and the Oregon Health and Science University.

Sections 70 and 354 of the budget bill reflect the changes, as described above, for each agency. These adjustments are generally not addressed in the agency narratives, although they are included in the table at the beginning of the budget report. Other technical adjustments of \$3.3 million total funds included in Section 354 are described in the agency narratives below.

Emergency Board

Emergency Board

As part of the 2019-21 biennium statewide rebalance plan, SB 5723 adjusts the Emergency Fund and other special purpose appropriations made to the Emergency Board during the 2019 session as follows:

- Eliminated the \$5.7 million special purpose appropriation made to the Emergency Board for the Oregon Health Authority to support interdisciplinary assessment teams for the provision of consultation, evaluation, and stabilization services to youth with specialized needs.
- Eliminated the \$3.0 million special purpose appropriation made to the Emergency Board for agency costs associated with grand jury recordation.
- Established a new \$1.0 million special purpose appropriation for the Department of Justice and Child Advocacy Center to address a potential increase in caseloads or funding shortfalls associated with the COVID-19 pandemic.
- Eliminated the \$16.1 million special purpose appropriation made to the Emergency Board that was established in HB 5050 (2019). This is the remaining balance of a \$20.0 million appropriation that was available for allocation to the Public Defense Services Commission for caseload activities, including activities designed to improve public defense caseloads. In its April meeting, the Emergency Board approved \$3.9 million for staff and information technology services to improve oversight of indigent defense contracts as well as to provide a rate increase for related investigator and interpreter services.
- Eliminated the \$2.0 million special purpose appropriation made to the Emergency Board in SB 5532 (2019) for use by the Public Defense Services Commission to acquire a new financial management system. Based on the current project timeline, the funds will not be needed in the current biennium.
- Eliminated the \$1.0 million special purpose appropriation made to the Emergency Board in HB 5050 (2019) for use by the Oregon Department of Corrections and the Public Defense Services Commission to cover costs associated with Chapter 530, Oregon Laws 2019, relating to unauthorized use of vehicles as the costs are not likely to materialize in the current biennium.
- Eliminated the \$1.0 million special purpose appropriation made to the Emergency Board in HB 2829 (2019). This appropriation had been made available for allocation to the Department of Fish and Wildlife for the Oregon Conservation and Recreation Fund, contingent on the Department depositing an equal amount of money into the Fund from non-State or Federal sources prior to the sunset of the Fund on June 30, 2021.
- Eliminated the \$4.0 million special purpose appropriation made to the Emergency Board for the Department of Human Services (Child Welfare) to help increase capacity for non-Medicaid in-home services under the federal Family First Prevention Services Act. A larger and more flexible special purpose appropriation was established to help address agency budget issues over the next few months.
- Established a new special purpose appropriation in the amount of \$100.0 million for the Oregon Health Authority and/or the Department of Human Services for caseload costs or other budget problems that the agencies are unable to mitigate during the remainder of the

biennium. Known potential challenges include changes to caseloads based on future forecasts; COVID-19 impacts on programs or costs; the agencies' ability to manage personal services expenditures; volatility in usage-based costs or charges for services; assessment of federal program penalties or repayments; federal law, rule, or funding changes; and potential legal costs.

- Appropriated \$200.0 million General Fund to the Emergency Fund for needs of the state as a result of the COVID-19 pandemic, potential costs related to wildfires, and the uncertainty of the current economy.

Two reservations established in the Emergency Fund during the 2019 session (one for the Department of Human Services in the amount of \$10.0 million for the child welfare program action plan and one for the Oregon Health Authority in the amount of \$9.0 million for community mental health program support) were eliminated in SB 5723. Since a new special purpose appropriation was established to address potential budget needs specifically for these two agencies, the reservations can be removed to help support flexibility within the general purpose Emergency Fund and future statewide allocations that may be needed to keep the budget aligned with resources.

In most cases, if remaining special purpose appropriations are not allocated by the Emergency Board before December 1, 2020, any remaining balances become available to the Emergency Board for general purposes or are available to the 2021 Legislature for other purposes.

Adjustments to 2019-21 Agency Budgets

ADMINISTRATION

Department of Administrative Services

The Committee approved General Fund and a number of Other Fund expenditure limitation changes for the Department of Administrative Services (DAS).

In the Chief Operating Office, the Committee approved a one-time \$320,975 Other Funds reduction associated with vacancy savings and reductions to services and supplies and capital outlay, as well as a permanent reduction of \$464,852 Other Funds and the abolishment of two vacant positions (2.00 FTE).

A one-time Other Funds expenditure reduction of \$60,000 due to vacancy savings and reductions to services and supplies and capital outlay was approved in the Chief Financial Office. Similarly, a one-time Other Funds expenditure limitation reduction of \$577,355 from vacancy and administrative savings was realized in the Chief Human Resource Office.

In the Office of the State Chief Information Officer, the Committee approved a one-time \$6.4 million Other Funds expenditure limitation reduction for Policy and a one-time \$8.2 million Other Funds expenditure limitation reduction for the State Data Center due to vacancy savings and reductions to services and supplies and capital outlay. Other Funds expenditure limitation of \$8.8 million was removed from the State Data Center program and added to the Policy program to cover unanticipated expenditures related to supporting an enterprise class redesign and implementation of security solutions for the state's computer network in response to a series of network disruptions that occurred last year.

The Committee increased Other Funds expenditure limitation in Enterprise Asset Management by \$2.3 million on a one-time basis for infrastructure improvements at the Mill Creek Corporate Center. DAS has an agreement with the City of Salem to provide infrastructure and roads at the Mill Creek Corporate Center to serve parcels as they are developed. These improvements are paid for with proceeds from land sales at the Center and with City of Salem resources. The Committee also increased Other Funds expenditure limitation by \$2.5 million for infrastructure improvements required as part of the subdivision and development of the former Oregon State Hospital North Campus property. An additional one-time Other Funds reduction of \$5.2 million reflects vacancy and administrative savings.

The Committee also approved an increase of \$53,660 Other Funds expenditure limitation in Enterprise Goods and Services for an Accounting Technician 3 (0.38 FTE) due to the transfer of the Department of Revenue's (DOR) payroll function to the Department of Administrative Services - Shared Client Services. DOR undertook this transfer administratively, effective January 1, 2020. An additional one-time Other Funds expenditure limitation reduction of \$2.7 million reflects vacancy and administrative savings.

The Committee approved a one-time \$2.3 million Other Funds expenditure limitation reduction due to vacancy savings and reductions to services and supplies and capital outlay in the Business Services program.

In the Information Technology program, the Committee increased Other Funds expenditure limitation by \$788,835 and approved the establishment of one Information Systems Specialist 8 position (0.38 FTE) in DAS Information Technology for the Workday Payroll and Time Tracking application. Other Funds expenditure limitation was increased by \$4.9 million and 12 limited duration positions (4.56 FTE) were established, all at step 2 of the relevant classifications, for the Workday Payroll and Time Tracking application. Approved positions include two Operations and Policy Analyst 4 positions, seven Operations and Policy Analyst 3 positions, two Operations and Policy Analyst 2 positions, and one Information Systems Specialist 8 position.

The Committee removed \$10,325,925 Other Funds expenditure limitation for one-time special payments associated with the disbursement of proceeds from Article XI-Q general obligation bond sales for projects that improve facilities at the Oregon State Fair. The proceeds from the sale of Article XI-Q general obligation bonds for these projects will instead be given six-year capital construction expenditure limitation in SB 5722.

In addition, \$2,042,875 Other Funds expenditure limitation for one-time special payments associated with the disbursement of proceeds from lottery bonds for the Curry Health District for a Brookings Emergency Room was removed. Instead, the Committee approved a \$2.0 million General Fund appropriation for project costs.

The Committee removed Other Funds expenditure limitation for one-time special payments associated with the disbursement of proceeds from Lottery bond sales as follows: for Hacienda CDC - Las Adelitas Housing Project - (\$2,042,875); for Port of Morrow - Early Learning Center Expansion - (\$1,439,188); for Wallowa Valley Center for Wellness - (\$2,548,087); and for the YMCA of Columbia-Willamette - Beaverton Hoop YMCA - (\$2,558,500).

The Committee approved \$21.85 million of Federal Funds expenditure limitation for the Coronavirus Relief Fund. This supplemental limitation relates to exchanging General Fund that was allocated by the Emergency Board to various agencies for COVID-19 related activities that have been deemed eligible for federal reimbursement under the federal CARES Act. The General Fund allocations were made under emergency circumstances and prior to the state's receipt of federal CARE Act/ Coronavirus Relief Fund funding.

Special payments to the following projects were reduced as follows:

- Klamath County - Acquire, install, and maintain Stream Gauges (\$30,000)
- Historic Portland Public Market Foundation - James Beard Public Market (\$400,000)
- Lutheran Community Services Northwest for drug abuse programs (\$500,000)

The Committee approved \$1.5 million General Fund for the Wallowa Valley Center for Wellness and Winding Waters Medical Clinic to build an integrated health services facility in Enterprise, as well as \$250,000 General Fund for a contract with an independent economist to examine wildfire protection costs and funding in Oregon.

Oregon Advocacy Commissions

The Committee approved one-time reductions to the Oregon Advocacy Commissions Office budget of \$77,104 General Fund. This reduction reflects vacancy savings of \$66,311 accrued due to a position budgeted as full-time being filled only part-time, and \$10,793 in other administrative savings.

Employment Relations Board

The Committee approved a fund shift to move \$227,729 General Fund to Other Funds, the source of which is \$157,993 of excess miscellaneous revenue and \$69,736 of excess state agency assessment revenue.

Office of the Governor

A one-time reduction of \$812,327 General Fund from the Office of the Governor reflects vacancy and other administrative savings, and the use of Other Funds rather than General Fund for one position.

Oregon Liquor Control Commission

Other Funds expenditure limitation of \$1.77 million was eliminated from the budget of the Oregon Liquor Control Commission (OLCC), reflecting vacancy savings and an assumed hiring freeze as of July 2020. Administrative action directed by budget note in the 2019 session to update the amount of credit card fees paid by the Commission for liquor-related items will also net one-time agency savings of \$1.4 million. These reductions in OLCC expenses are estimated to return an additional \$1.8 million in revenue to the General Fund.

Public Employees Retirement System

The Committee approved a one-time \$35.3 million General Fund reduction and a corresponding one-time \$35.3 million Other Funds expenditure limitation reduction related to state matching funds for the Employer Incentive Fund. Of the original \$100 million General Fund appropriation, the remaining \$64.7 either has been used for matching employer contributions or will be used to match employer contributions through July 31, 2020.

A one-time \$11.5 million Other Funds expenditure limitation reduction to the School District Unfunded Liability Fund was approved, and a \$1 Other Funds expenditure limitation reduction was approved for the Financial and Administrative Services Division for the Employer Resolution Program/Employer Incentive Fund.

The Committee approved the upward reclassification of an existing (vacant) permanent, full-time Operations and Policy Analyst 3 position (salary range 30) to a permanent, full-time Principal Executive Manager F position (salary range 35X). This reclassification will move an Actuarial Services Coordinator position to an Associate Actuary position to manage the Actuarial Services Unit, with direction that the position be hired as a certified Associate Actuary.

Other Funds expenditure limitation for the Core System Retirement Application was reduced by \$10.5 million, which includes \$10 million for Information Technology Applications and \$500,000 for a Contingency Reserve. Recent status reporting by PERS (July 2020) revealed that the permanent solution for the redirect project will extend into the 2021-23 and the 2023-25 biennia.

The Committee approved the following budget note.

BUDGET NOTE: The Public Employees Retirement System (PERS) is directed to report to the Joint Committee on Information Management and Technology during the legislative session in 2021 on the implementation of SB 1049 (2019). The Department of Administrative Services (DAS) and the DAS Office of the State Chief Information Officer (OSCIO) are to continue to provide oversight of

the PERS SB 1049 (2019) implementation project. The project shall continue to adhere to the Stage Gate process. OSCIO and the DAS Chief Financial Officer, in their oversight roles, are to report separately to the Joint Committee on Information Management and Technology prior to the legislative session in 2021 on the implementation of SB 1049 (2019). The agencies' reports to the Legislature shall include:

- Update on project scope, schedule, budget, and total cost of ownership;
- Identification of costs associated with one-time solutions versus permanent solutions;
- Current project risks, likely impacts, and mitigation strategies;
- Explanation of the delay related to implementing member redirect and associated costs and actuarial impact(s);
- Independent quality assurance reporting on the project;
- Impact of SB 1049 (2019) information technology project on routine agency operations;
- Any exceptions from administrative rules, policies or procedures, or statutes granted to PERS by the Department of Administrative Services;
- Whether SB 1049 (2019) is meeting financial objectives;
- Any investments made by the agency during the biennium for technical debt; and
- Other information that helps inform the Legislature on the status of the project or issues that have arisen as the result of the project.

Department of Revenue

A number of General Fund and Other Fund expenditure limitation changes were approved for the Department of Revenue (DOR). One-time budgetary reductions reflecting vacancies and other administrative reductions in various Department programs are as follows:

- In the Administrative Division, \$2.3 million General Fund and \$600,907 Other Funds expenditure limitation
- In the Property Tax Division, \$886,888 General Fund
- In the Personal Income Tax and Compliance Division, \$4.2 million General Fund and \$97,524 Other Funds expenditure limitation
- In the Business Division, \$688,383 General Fund and \$353,662 Other Funds expenditure limitation
- In the Information Technology Services Division, \$335,369 General Fund and \$56,832 Other Funds expenditure limitation

To provide supplemental resources for administration of the Corporate Activities Tax (CAT), the Committee approved an increase in Other Funds expenditure limitation of \$11.5 million and authorized the establishment of 28 positions (28.46 FTE) for the Corporate Division. The Committee also approved a one-time \$1 General Fund reduction and fund shift of \$2,789,361 General Fund to Other Funds (corporate activities tax).

To provide resources for administration of the Corporate Activities Tax (CAT), the Committee increased Other Funds expenditure limitation for the Core Systems Replacement project by \$2.3 million to modify DOR's integrated system (GENTAX) for the new tax. The Committee also approved a one-time \$1,165,000 General Fund reduction in services and supplies due to contract savings.

Secretary of State

The Committee reduced total General Fund appropriations to the Secretary of State by \$311,082 (or 2.2%) and reduced Other Funds expenditures by \$1,768,198 (or 2.8%). The \$1,768,198 Other Funds not spent as a result of these reductions are transferred to the General Fund in HB 4304 to help rebalance the state General Fund budget. These Other Funds consist of assessment revenues paid by other state agencies to the Audits and Archives Divisions, plus corporate registration fee revenue paid to the Corporation Division.

The General Fund reductions include a \$61,378 (or 1.8%) reduction to the Administrative Services Division and a \$249,704 (or 2.3%) reduction to the Elections Division. The reductions are one-time in nature. The agency will manage the funding reductions by holding three current vacancies for the remainder of the biennium and by holding a fourth vacancy (the Executive Assistant to the Secretary) through the remainder of 2020. The current vacancies to be held for the entire biennium include one Information Specialist 8 in the Administrative Services Division and two Compliance Specialist 2 positions in Elections. Elections Division reductions include an additional \$39,000 of services and supplies cuts in the Oregon Motor Voter program and division-wide.

The Other Funds reductions include: a) \$583,292 (or 3.0%) to the Administrative Services Division, b) \$768,365 (or 3.3%) to the Audits Division, c) \$153,504 (or 1.8%) to the Archives Division, and d) \$263,037 (or 2.2%) to the Corporation Division. The reductions are one-time in nature. The agency will manage the funding reductions by holding two current vacancies in the Information Services Division, four current vacancies in the Audits Division, and one current vacancy each in the Archives and Corporation Divisions for the remainder of the biennium. Another three vacant Executive Office positions, including the Deputy Secretary of State, a Public Affairs Specialist 3, and the Executive Assistant to the Secretary, will be held through the remainder of 2020. Additionally, services and supplies expenditures in the Audits and Corporation Divisions were reduced by a combined \$180,372, and two management positions in the Corporation Division will be underfilled with Program Analyst 1's.

The Other Funds reductions were partially offset by a technical adjustment approved to increase the Secretary of State's total Other Funds expenditure limitation by \$294,283. This amount reflects adjustments necessary due to the miscalculation of facility rent amounts during 2019-21 budget development and affects the agency's Administrative Services Division (\$66,963 Other Funds), Archives Division (\$162,430 Other Funds), and Corporation Division (\$64,890 Other Funds) budgets. Including the impact of this technical adjustment, the net Other Funds expenditure limitation reduction for the Secretary of State totals \$1,473,915 (or 2.3%).

Oregon State Library

A one-time reduction of \$209,410 General Fund from the Oregon State Library reflects vacancy, rent, and other administrative savings. The reduction is not anticipated to affect programs or services.

Oregon State Treasurer

To transition accounting and budget services from the Department of Administrative Services to Treasury, the Committee approved the establishment of three permanent positions (0.54 FTE) and the reclassification of one position, funded internally through the agency's shared services cost allocation. The positions being established are: one permanent full-time Principal Executive Manager D (salary range 31X) to manage the program transitioning to Treasury at 0.25 FTE (phases-in 1/1/2021), one permanent full-time Fiscal Analyst 1 position (salary range 23) at 0.25 FTE (phases-in 1/1/2021), and one permanent part-time Accounting Technician 3 position (salary range 19) at 0.04 FTE (phases-in 6/1/2021) to perform the functions transitioned from DAS Shared Client Services. The Committee also approved the reclassification of a permanent, full-time Accountant 1 (salary range 21) to an Accountant 4 (salary range 30) to effectively distribute the complex accounting work performed by each position classification in the new unit. No additional expenditure limitation is required for the 2019-21 biennium as the agency is able to absorb the cost within its current budget.

Also approved were the following position reclassifications: a Principal Executive Manager D (salary range 31X) to General Counsel (salary range 51); a Principal Executive Manager H (salary range 40X) to Principal Executive Manager I (salary range 42X); a Principal Executive Manager D (salary range 31X) to an Operations and Policy Analyst 4 (salary range 32); a Principal Executive Manager D (salary range 31X) to an Operations and Policy Analyst 4 (salary range 32); and an Investment Officer 3 (salary range 48) down to Investment Officer 1 (salary range 43). The General Counsel and Investment Officer positions are moved between the Investment Management and the Investment Compliance budget structures. The estimated net cost of the reclassifications, after considering the downward reclassification, is \$76,136 Other Funds; however no additional expenditure limitation is being requested for the 2019-21 biennium as the agency is able to absorb the cost within its current budget. The 2021-23 estimated cost is \$121,817 Other Funds.

Additionally, the Committee approved a net-zero technical adjustment to reapportion State Government Service Charges and Facilities Rent and Taxes between various divisions within the agency.

CONSUMER AND BUSINESS SERVICES

Board of Accountancy

The Committee approved technical adjustments related to the Department of Justice flat rate billing model, increasing Other Funds expenditure limitation by \$28,101 for the Board of Accountancy.

Department of Business and Consumer Services

The Committee approved an increase in Federal Funds expenditure limitation of \$445,176 for the Department of Consumer and Business Services (DCBS) to accommodate a no-cost extension of time for the expenditure of a federal grant received from the U.S. Department of Health and Human Services. The September 2016 award of the Health Insurance Enforcement and Consumer Protections Grant of \$1,245,919 had an original performance period that ended October 30, 2018. The Department applied for and has been granted two extensions of the performance period. The additional limitation will allow the Department to expend the remaining grant funds.

Increases in Other Funds expenditure limitation for the Workers' Compensation Division, the Central Services Division, and the Division of Financial Regulation totaling \$436,902 were approved to allow the agency to complete position changes and reclassifications. These changes resulted in no new positions or change in the FTE of positions authorized.

In addition to technical adjustments discussed elsewhere in this report, technical adjustments approved by the Committee included a \$11,845,226 shift of expenditure limitation from Other Funds to Federal Funds to allow the agency to expend additional federal grant funding awarded under a section 1332 state innovation waiver supporting the Oregon Reinsurance Program. The Committee also approved the conversion of a limited duration position that was established in conjunction with the Oregon Reinsurance Program to a permanent, full-time (1.00 FTE) position.

Health-Related Licensing Boards

The Committee included technical adjustments to the following Health-Related Licensing Boards to reflect technical adjustments related to the Department of Justice flat rate billing model: Occupational Therapy Licensing Board reduce Other Funds expenditure limitation by \$7,134; Board of Medical Imaging increase Other Funds expenditure limitation by \$1,409; Board of Examiners for Speech-Language Pathology and Audiology reduce Other Funds expenditure limitation by \$25,527; and Oregon Veterinary Medical Examiners Board increase Other Funds expenditure limitation by \$16,650.

Construction Contractors Board

A technical adjustment was approved to increase Other Funds expenditure limitation by \$775,000 to reflect the agency's changed accounting methodology for testing fees that are paid to an external contractor.

Bureau of Labor and Industries

General Fund reductions totaling \$1,046,866 were approved to help balance the statewide budget. Reductions reflect vacancy savings, management furloughs, services and supplies reductions, fund-shifting portions of two positions in the Wage and Hour Division from General

Fund support to the Wage Security Fund, and the elimination of an office specialist and two apprenticeship representatives (3 positions/1.26 FTE) from the Apprenticeship and Training Division.

Board of Licensed Social Workers

The Committee approved a one-time Other Funds expenditure limitation increase of \$203,661 to cover expenses incurred by the Board of Licensed Social Workers for an administratively created limited duration Investigator 2 position through the 2019-21 biennium. This position will help the Board clear a backlog of compliance cases and improve the Key Performance Measure for compliance case closure within 180 days of receipt.

Mental Health Regulatory Agency

The Committee approved a one-time increase of \$314,793 Other Funds expenditure limitation for the Oregon Board of Licensed Professional Counselors and Therapists and a one-time decrease of \$158,430 Other Funds expenditure limitation for the Oregon Board of Psychology to reflect an increase in facilities rent, establishment a Licensing Manager (LD PEM-C, MMS) position, reclassification of an existing Licensing Manager/Policy Advisor Position (OPA-3, MMS) to Policy Advisor (OPA-3, MMN), and cost reallocation between the Oregon Board of Licensed Professional Counselors and Therapists and the Oregon Board of Psychology. The Committee also included technical adjustments related to the Department of Justice flat rate billing model, increasing Other Funds expenditure limitation by \$56,243 for the Board of Board of Licensed Professional Counselors and Therapists, and by \$80,780 for the Board of Psychology.

Board of Pharmacy

The Committee approved technical adjustments related to the Department of Justice flat rate billing model, decreasing Other Funds expenditure limitation by \$25,774 for the Board of Pharmacy.

Real Estate Agency

Other Funds expenditure limitation of \$899,415 is included for the Real Estate agency to satisfy accounting specifications related to payment of fees by applicants for licensure.

ECONOMIC AND COMMUNITY DEVELOPMENT

Oregon Business Development Department

The Committee reduced total General Fund appropriations to the Oregon Business Development Department (OBDD) by \$859,806 (or 1%), reduced Lottery Funds expenditures by \$9,824,405 (or 7.7%), reduced Other Funds expenditures by \$12,473,939 (or 1.8%), and increased Federal Funds expenditures by \$29,378,268 (or 68.2%). The Committee also eliminated one position (1.00 FTE) in the agency budget.

The net General Fund reduction masks several significant changes to the Department's budget. Excluding debt service expenditures, the General Fund for ongoing agency programs and operations was reduced by \$10,378,236 (or 35.5%). These reductions include:

- University Innovation Research Fund - This newly-established program was reduced by \$7,400,000 (or 74%). No additional program awards will be available for the remainder of the 2019-21 biennium.
- Emergency Small Business Assistance Grants - This program, which provides financial assistance to businesses impacted by the COVID-19 pandemic, was reduced by \$2,200,000 (44% of its General Fund and 6.8% of its total funding). This reduction is not projected to have any impact on grants to businesses as program utilization is not expected to exceed the amount of the remaining funds.
- Arts Commission Grants - Arts Commission grant funding was reduced by \$332,938, a 33% reduction in second-year grant support.
- Solar Incentivization Program - A \$292,298 (or 8.5%) reduction is expected to have no impact as these funds were not expected to be utilized.
- Special Public Works Fund (SPWF) - Although the SPWF does not typically receive General Fund support, the Emergency Board allocated \$1,800,000 in the current budget to offset the cost of a SPWF loan to the City of Pendleton for levee repairs. The Committee reduced this reimbursement by \$153,000 (or 8.5%). This reduction does not affect funding to the City of Pendleton but does reduce the SPWF balance.

Excluding debt service expenditures, the Lottery Funds provided for ongoing agency programs and operations was reduced by \$13,281,482 (or 15.6%). These figures reflect adjustments to lottery fund allocations to the Department. The reductions include:

- Tide Gates and Culverts Program - This newly-established program was reduced by \$3,000,000 (or 50%). Although the Lottery Funds expenditure limit for the program was increased from \$1 to \$3.0 million following a report on proposed program operations, this increase does not allow expenditure of the full \$6 million allocated for the program in the 2019 session. The \$6 million Lottery Funds allocation was reduced by \$3.0 million in HB 5221, the special session measure modifying lottery allocations.
- Oregon Innovation Council Commercialization Fund - This newly-established program was reduced by \$2,500,000 (or 50%).
- Port of Port Orford - Funding for the Port's Cannery Redevelopment Project was reduced by \$1,600,000, eliminating all support in the current biennium. The Port does not yet have the estimated \$14.4 million of matching funds needed to complete the project, but the project can be brought back for consideration once matching funds are available.
- High-Impact Opportunity Projects (HIOPs) - This Oregon Innovation Council program, which supports the growth of target industry sectors in Oregon, was reduced by \$1.5 million (or 50%).
- Oregon Metals Initiative - Funding was reduced by \$981,710 (or 53%), eliminating second-year support.
- Oregon Innovation Council Signature Research Centers - Funding was reduced by \$553,290 (or by 7.9% to each of the three Signature Research Centers: ONAMI, OTRADI, and VertueLab).
- Oregon Manufacturing Innovation Center - Funding was reduced by \$400,000 (or 4.6%).
- Export Promotion Grants - Funding was reduced by \$400,000 (or 14.3%). This eliminates additional export promotion (Oregon Trade Promotion Program) grants for the remainder of the 2019-21 biennium.
- Support for four Arts Division project grants - to the Cottage Theatre, High Desert Museum, Liberty Theatre, and the Nikkei Endowment - were each reduced by 15%, for a total reduction of \$318,750.
- Small Business Innovation Research (SBIR)/Small Business Technology Transfer Research (STTR) Support - Funding was reduced by \$260,000 (or 11.6%) for grants, matching grants, and sponsorships.
- Oregon Film and Video Office - Funding was reduced by \$106,250 (or 8.5%).
- Business, Innovation and Trade Division Operations - Funding was reduced by \$1,105,934 (or 9.3%). The agency will manage the reduction by holding three unfilled positions vacant for the remainder of the biennium; temporarily moving to fund 70% of personal services costs for Regional Development Officers with Other Funds; savings in the Business Retention Program; and eliminating Lottery Funds not allocated to any specific program in the budget.
- Operations Division - Funding was reduced by \$555,548 (or 6.3%), and one vacant Public Affairs Specialist 1 position was abolished. The agency will manage the reduction by abolishing the position and holding the currently vacant Director and Executive Assistant to the Director positions vacant until September 2020.

All General Fund and Lottery Funds reductions, except for \$309,703 of Lottery Funds reductions associated with the abolition of the Public Affairs Specialist 1 position, are one-time in nature.

The Committee also redirected the use of lottery revenue bond proceeds provided in the 2015-17 biennium to the Regional Infrastructure Fund. This Fund supports legislatively approved Regional Solutions Program projects. One of the projects approved for the North Coast Region is not going forward, and the \$100,000 designated for it remains in the Regional Infrastructure Fund. The Committee adopted the following budget note approving the use of those funds for an alternative project, as requested by the North Coast Regional Solutions Advisory Committee.

BUDGET NOTE: The Committee approved the re-designation of the use of \$100,000 of lottery revenue bond proceeds approved in the 2015-17 biennium budget for the Regional Solutions Program. The funds were initially approved for dike and levee repairs in the North Coast Region, but that project will not be going forward. The Committee approved transferring these funds instead for upgrading a water line and an associated infrastructure project, as recommended by the North Coast Regional Solutions Advisory Committee.

The Committee increased General Fund appropriations by \$11,220,000 to support grants for two capital projects, including \$7,000,000 General Fund for distribution to the City of Sweet Home for rehabilitating the Sweet Home Wastewater Treatment Plant, and \$4,220,000 for distribution to the Confederated Tribes of the Warm Springs Reservation of Oregon for improvements to the Warm Springs Wastewater Treatment Plant, installation of water meters, and improvements to the water distribution system. The Legislature originally funded these projects with lottery bonds in the 2019 session, but based on projected lottery revenues, the lottery bond sale is not expected to be completed in spring 2021 as originally scheduled. The Other Funds expenditure limitation in the budget for lottery bond proceeds was reduced by \$15,052,365. The Emergency Board allocated a portion of the support for the Warm Springs project prior to the 2020 special session; the appropriation in this bill includes the remainder needed to fully fund that project.

A significant portion of the agency's General Fund and Lottery Funds expenditures are provided to pay debt service on outstanding General Obligation and lottery revenue bonds, respectively. General Fund for debt service was reduced by \$1,701,570, Lottery Funds for debt service was reduced by \$2,542,922, and Other Funds for debt service was increased by \$2,578,426, to reflect revisions to debt service costs resulting from the Treasury refinancing bonds at lower than anticipated interest rates, and by substituting available Other Funds balances for General Fund and Lottery Funds.

The Committee increased the agency's Federal Funds expenditure limitations to accommodate expenditures of federal monies distributed to the agency by provisions of the federal CARES Act. The increases include \$18,378,268 for supplemental funding for the Community Development Block Grant (CDBG) program, and an \$11.0 million increase for a grant from the Economic Development Administration (EDA).

- The CDBG funds will support administration of three grant programs that will distribute approximately \$7.4 million for Small Business/Microenterprise assistance, \$5.5 million for personal protective equipment (PPE) for small businesses, and \$5.5 million for emergency residential rental assistance.

- The EDA funds will primarily capitalize the Economic Development Loan Fund (EDLF) program, a program that makes loans available to small businesses and entrepreneurs working to establish a small business that have difficulty qualifying for loans from other lenders. In order to promote utilization of this program during the COVID-19 pandemic, the Committee temporarily increased the maximum EDLF loan amount and expanded program eligibility to larger businesses in HB 4304.

Employment Department

Federal Funds expenditure limitation was increased by \$1,140,563 to allow the Oregon Employment Department (OED) to enter into a contract with Rogue Workforce Partnership to provide Workforce Investment Opportunity Act case management and training services from June 1, 2020 through June 2021, in partnership with the Higher Education Coordinating Commission's Office of Workforce Investments. Six positions (3.25 FTE) are associated with this effort.

The Committee approved establishment of \$26.3 million Federal Funds expenditure limitation and 218 positions (112.68 FTE) specific to costs associated with the Pandemic Unemployment Assistance Program established by the federal Coronavirus Aid, Relief, and Economic Security (CARES) Act, which provides for administrative costs and benefits to self-employed, independent contractors and gig workers who have not traditionally been eligible to receive unemployment benefits. Additionally, Federal Funds expenditure limitation was increased by \$61.0 million and 525 limited duration positions were approved (314.73 FTE) for administration of unemployment insurance benefits for other eligible claimants. Benefit payments associated with administrative expenditures are Nonlimited. Four positions (1.67 FTE) were established and Other Funds expenditure limitation of \$437,440 was approved for the Office of Administrative Hearings to address associated increases in caseload.

A total of \$6,180,000 General Fund was reduced from the services and supplies budget in the Oregon Paid Family Medical Leave Insurance Program (OPFMLI). Of the total, \$1.2 million is attributable to projected savings in procurement services, \$580,000 results from the actual versus budgeted costs of an actuarial study, and \$4.4 million is attributed to costs for the OPFMLI Program IT solution and associated quality assurance review. OED is currently investigating possible economies of scale for the OPFMLI and Modernization IT projects, and actual procurement costs cannot be determined at this time.

Housing and Community Services Department

The Committee approved \$270,022 Other Funds expenditure limitation to ensure that the Department meets additional requirements imposed by the federal Housing and Urban Development Department (HUD) for project-based management occupancy reviews. These reviews are performed on a fee-for-service basis to ensure compliance with HUD program specifications. Two additional positions (1.00 FTE) are also authorized to carry out the required reviews.

Other Funds expenditure limitation was increased by \$7.5 million to correspond to a General Fund appropriation made by the Emergency Board on March 9, 2020 for housing-related flood relief in Umatilla County. The expenditure limitation will allow the Department to spend appropriated funds for projects that have been approved but not completed by June 30, 2021.

The Department received additional funding in several grant programs through the Coronavirus Aid, Relief and Economic Security (CARES) Act. The Committee approved increases in Federal Funds expenditure limitation for the following federal grant programs:

- For the Community Services Block Grant, Federal Funds expenditure limitation was increased by \$7,972,444.
- For the Low Income Home Energy Assistance Program, Federal Funds expenditure limitation was increased by \$9,513,504.
- For the Emergency Solutions Grant Program, Federal Funds expenditure limitation was increased by \$56.2 million. The Emergency Solutions Grant Program assists low-income individuals and families to quickly regain stability in permanent housing after experiencing a housing crisis or homelessness. Section 41 of HB 4304 allows the Department to allocate these funds through competitive grants, direct allocations, or through existing Community Action Agency partnerships.

The Department has not begun substantial work, program design, or issued notice of funds availability for the Greater Oregon Housing Accelerator, for which \$5 million in one-time General Fund was included in the agency's 2019-21 budget. One position associated with the Greater Oregon Housing Accelerator program is eliminated from the agency's budget. Further, of the uncommitted \$5 million, the Department will use \$3.0 million for operating assistance for those affordable housing properties that have long term affordability covenants with HCSD and are impacted by lapses in rent due to the COVID-19 pandemic. The remaining \$2 million is to be distributed by the Department to the Hacienda Community Development Corporation for the Las Adelitas housing project.

The Committee approved \$2.0 million General Fund on a one-time basis to supplement the Individual Development Account (IDA) program. The Department will distribute these funds to the current contract administrator to augment proceeds from tax credit sales that are used for administration and matching funds for IDA program participants.

Approval of an additional \$50.0 million in Article XI-Q Bonds for the Local Innovation and Fast Track Housing Program (LIFT) requires Other Funds expenditure limitation of \$315,000 for cost of issuance for the bonds, and \$71,102 for two Loan Specialist 3 positions (0.26 FTE) and administrative supplies to administer the funds.

The \$12.0 million General Fund that was appropriated to the Department at the April 23, 2020 meeting of the Emergency Board was disappropriated, and \$12.0 million in Other Funds expenditure limitation was established to appropriately and consistently account for funding received and expended pursuant to provisions of the Coronavirus Relief Fund. The funds are associated with providing rental assistance and safe shelter alternatives for Oregonians who have been impacted by income loss, unemployment, or underemployment due to COVID-19, or who are especially vulnerable to infection or health problems associated with the virus because of inadequate shelter or housing.

Other Funds expenditure limitation was decreased by \$10,365,000 and one position was eliminated (0.40 FTE) to reflect the elimination of the TANF Housing Pilot Program in section 37 of HB 4304. This program was intended to transfer \$10.5 million of funding that supports the Temporary Assistance for Needy Families program from the Department of Human Services (DHS) to HCSD for rental assistance; pursuant to the budget rebalance, these funds are being retained by DHS for the TANF program. The reduction amount includes an offset related to administrative costs for program setup that have already been incurred by HCSD.

Oregon Department of Veterans' Affairs

The Committee approved a \$594,847 General Fund reduction to the Oregon Department of Veterans' Affairs (ODVA) Veterans' Services Program and a \$43,007 General Fund reduction to the Aging Veteran Services Program. General Fund reductions within the Veterans' Services Program include accrued vacancy savings (\$311,714), decreases in services and supplies expenditures (\$123,466), and personnel savings achieved by leaving two support positions vacant for the remainder of the biennium (\$159,667). Aging Veteran Services General Fund reductions include accrued vacancy savings (\$8,750) and decreases in services and supplies expenditures (\$34,257).

The Committee approved decreasing Lottery Funds expenditure limitation for the ODVA Veterans' Services Program by \$1,315,022. Lottery Funds reductions within the Veterans' Services Program include accrued vacancy savings (\$100,829) and decreases in services and supplies expenditures (\$132,000), as well as:

- Veterans' Services Grants funding that has not been awarded is reduced by \$500,000.
- Campus Veteran Resource Center Grants are reduced by \$100,000.
- Funding that is not committed or anticipated to be disbursed to Tribal Veteran Offices is reduced by \$100,000.
- County Veteran Service Officers pass-through funding is decreased by \$358,325 (or 5% of Lottery Funds support).
- National Service Organizations pass-through funding is decreased by \$23,868 (or 5% of Lottery Funds support).

A decrease of \$457,318 in Lottery Funds expenditure limitation was approved for the ODVA Aging Veteran Services Program. Lottery Funds reductions within Aging Veteran Services include accrued vacancy savings (\$12,318), decreases in services and supplies expenditures (\$45,000), and delaying implementation of the conservatorship system replacement project to the 2021-23 biennium (\$400,000). General Fund and Lottery Funds reductions to ODVA programs and services are approved on a one-time basis.

The Committee also approved a one-time \$213,860 increase in Lottery Funds expenditure limitation to allow ODVA to spend the balance of committed Lottery Funds carried forward from the 2017-19 biennium. ORS 406.141 requires that any allocation of Measure 96 Lottery Funds that remains unspent and uncommitted at the end of the biennium be reverted to the Veterans' Services Fund. ODVA had a 2017-19 ending

balance of \$1,384,576 Lottery Funds, of which \$213,860 is committed to a contract related to replacing the conservatorship system and will be spent during the 2019-21 biennium. The remaining \$1,170,716 has been reverted to the Veterans' Services Fund.

Federal Funds expenditure limitation of \$1,706,284 was approved for CARES Act Provider Relief Fund payments from the U.S. Department of Health and Human Services for the Oregon Veterans' Homes to prevent, prepare for, and respond to the coronavirus. ODVA received a general distribution from the allocation for Medicare providers (\$843,784) and a targeted distribution from the allocation for Skilled Nursing Facilities (\$862,500) that will be used to reimburse health care related expenses and lost revenues attributable to the coronavirus.

EDUCATION

Department of Education

To generate General Fund savings from the agency's staffing and other operations, the following actions were approved by the Committee:

- The funding for \$300,000 in specific staffing and related costs is shifted from General Fund to Federal Funds utilizing CARES Act funds for costs related to the COVID 19 pandemic.
- For the remainder of the biennium, \$2.4 million in administrative staffing and other costs in Operations will be shifted effective May 1, 2020 from General Fund to Other Funds using the resources available under the approved federal indirect rate.
- Services and supplies line items are reduced by a total of \$708,020 General Fund across K-12, Early Learning and Youth Development operations affecting travel, employee training, office expenses, and Information Technology services.
- The overall cost of K-12 assessments and the Kindergarten Readiness Assessment is reduced by \$600,584 General Fund, in part due to the suspension of assessments due to the COVID 19 pandemic.
- Seven positions will be held vacant until the end of the biennium, saving \$823,522 General Fund. These positions include an Assistant Superintendent, two Executive Support Specialists, two Program Analysts, an Education Program Specialist, and a Project Manager.
- Vacancy savings will generate almost \$1.5 million General Fund across K-12, Early Learning, and Youth Development operations representing existing vacant positions and estimated savings from future delayed hiring.
- Selected spending on contracts will be reduced by 7.5%, saving an estimated \$1.5 million General Fund. This will affect contracts relating to research, assessment, technical assistance to districts, and evaluation of programs and functions.

The agency has received almost \$139.0 million in federal funding for distribution this biennium to schools, child care providers, and other entities due to the COVID 19 pandemic, mostly as part of the federal CARES Act. Federal Funds expenditure limitation was increased by \$875,207 in the Operations budget area in the event that the agency requires additional staffing resources to administer and process the distribution of this additional federal funding.

Vacancy savings of \$762,980 General Fund were approved for the Oregon School for the Deaf. These savings have already been realized and are generally due to issues with delayed hiring because of COVID 19. Funding of \$308,132 is also shifted for five positions from General Fund to various Other Funds sources for food service and other Oregon School for the Deaf campus workers. Both actions are one-time in nature.

A reduction of \$3.0 million General Fund was approved from the appropriation to the High School Graduation and College and Career Readiness Fund established by Ballot Measure 98. This amount represents what was not spent during the 2017-19 biennium and carried forward into the current biennium for both the Grant-in Aid program (\$2.5 million) and for staff and other costs in the Operations part of the budget (\$510,703). The total amount originally designated for the grants for 2019-21 is not reduced. Also approved was an agency identified \$3.3 million in available Other Fund resources to offset the need for General Fund for the Long-Term Care and Treatment program and the Hospital program. These Other Fund resources are generally from the distributions from the State School Fund for the current and previous biennia that were not spent.

General Fund reductions of almost \$9.9 million were approved to several K-12 grant-in-aid programs.

- Funding is reduced to the Career and Technical Education (CTE) Revitalization grant program (\$595,659) and the Physical Education grant program (\$120,107) to account for grant funds allocated for the first year of the biennium that were not spent. These are one-time reductions.
- Second year funding (\$173,316) was eliminated for two reading grant programs -- the Start Making a Reader Today and Reachout to Read programs. These are permanent reductions.
- Second year funding was also eliminated for the Regional Promise grants (\$1.6 million), Accelerated College Credit Instructor program (\$135,929), and For the Inspiration and Recognition of Science and Technology (FIRST) program (\$242,191). The overall budget plan assumed fully funding the High School Success (Ballot Measure 98) grants, and these programs' overall purposes overlap those of the High School Success grants. Individual districts can use the High School Success grant resources for these programs if they so choose. The reductions to these programs are assumed to be permanent.
- Second year funding for the Supporting Accelerated Learning Opportunities program (\$1.4 million) and the Chronic Absenteeism grants (\$3.2 million) is also eliminated. They share the same relation to the High School Success grant as described above, but the reductions to these two programs are one-time in nature.
- Funding for the Science, Technology, Engineering, and Math (STEM)/CTE Regional Network grants, STEM/CTE Career Pathway Fund, STEM/CTE Innovation grants, and the Student Leadership Centers is reduced by a total of \$1.6 million as a permanent reduction. This represents a reduction of 8.6% of the total biennial General Fund appropriation for these programs.
- The funding for vision screening is reduced by \$800,000, but over \$400,000 remains from the amount allocated for the first year of the biennium. This is a one-time reduction.

The Committee approved a reduction to the Farm-to-School General Fund appropriation of \$4.9 million. This action reduces the competitive procurement program by \$2.9 million, the amount currently allocated to that grant program, which would have made available resources for those school districts and other program sponsors who have spent their entire initial allocation through the non-competitive procurement program. Another \$962,124 is reduced from the non-competitive procurement program which represents the estimated amount of allocation to sponsors that are anticipated not to participate in the program. Finally, the agency is directed to reduce another \$1.0 million from the remaining overall Farm-to-School program based on where it determines the reduction will have the least impact on the program. A \$250,000 reduction is made in the Department of Agriculture's related producer infrastructure program.

Over \$3.2 million General Fund was reduced from three early learning programs. First, the Child Care Focus Networks were suspended for the biennium saving \$915,861 General Fund. This is a one-time reduction. Funding for Early Learning Hubs is permanently reduced by \$1.3 million General Fund (or 8.5%) of total biennial funding for the program. A one-time reduction of \$1.0 million is approved for the Healthy Families program representing a 4% reduction in total General Fund resources for the biennium.

Reductions totaling \$129,453 were approved for two Youth Development Division grant-in-aid programs. The funding for the second year of the biennium for the Community Schools program is eliminated, saving \$51,603 General Fund. Gang Prevention funding was reduced by \$77,850 General Fund (or 10%) of the biennial appropriation for the program. Both of these are permanent reductions.

The \$235,857 General Fund appropriation for the Task Force on Access to Quality Affordable Child Care in HB 2346 (2019) was reduced by \$20,048. This task force is to study and make recommendations on how to expand access to high-quality subsidized child care for families that currently are not eligible for subsidized child care but who still cannot afford or access care.

Several changes were made to the allocations of the Fund for Student Success. Changes are primarily driven by the latest revenue forecast for the Corporate Activities Tax (CAT), with the estimated CAT revenues being \$410 million less than the estimate used to develop the overall Student Success budget. The largest and most significant of these changes was the decrease in funding for the Student Investment Grants. These are grants that must be used for a range of services and programs including mental and physical health, increased learning time, increased student achievement, and reduced class size. Originally budgeted for \$472 million for the second year of the 2019-21 biennium, the amount available for these grants was reduced to \$150 million. For this upcoming school year, school districts are instructed to prioritize social and emotional health services to address the mental health needs of students affected by the pandemic and the challenges many students currently face. Other changes to the allocation of Student Success resources include:

- \$8.0 million reduction to the Student Success grants that were to be made available to a limited number of districts with significant student achievement challenges. The Oregon Department of Education was concerned they could not effectively use all of the \$12.0 million that had been originally allocated for this purpose.

- \$4.0 million reduction to the grants to the Educational Service Districts (ESDs) of the \$24.0 million allocated for technical assistance to school districts.

The agency slowed its planned Student Success-related hiring in part because of the slowing economy during early 2020. Contracts and development costs also were delayed or awarded in smaller amounts. As a result, savings of \$1.1 million General Fund from the K-12 set of programs and another \$260,467 General Fund from the early learning programs were realized. These amounts are reduced from the overall \$5.5 million General Fund appropriation in HB 5047 (2019). Further savings in Fund for Student Success resources are realized because of the slowed hiring, the reduction in the Student Investment grants, and other factors. In addition, eleven positions (7.06 FTE) are eliminated from the 61 positions originally authorized for the K-12 programs and administrative functions funded with Fund for Student Success resources. Overall, \$6.5 million is reduced from the programs and functions funded from the Statewide Education Initiatives Account and \$606,456 from the programs funded from the Early Learning Account of the Fund for Student Success.

The Committee approved \$6.9 million Other Funds expenditure limitation for four child care or early learning related projects funded from the Early Learning account of the Fund for Student Success. This is a one-time action for this biennium only. To provide the resources for these projects, a reduction of \$6.9 million was made from the \$12.5 million designated for professional development of early learning workers. The four projects are:

- Port of Morrow Early Learning Expansion for \$1.4 million for construction of additional educational space for Head Start.
- YMCA of Columbia-Willamette for \$2.5 million for the Beaverton Hoop YMCA for a Child Development Center.
- Rogue Valley Children’s Discovery Museum for \$2.0 million for the renovation of an existing build for early learning classrooms, interactive family engagement activities, and community early childhood program space.
- Wallowa Valley Center for Wellness for \$1.0 million for the early learning portion of a joint project with Winding Waters Medical Clinic to provide comprehensive primary and mental health services to Wallowa County.

The Committee also approved transferring \$370,767 Other Funds expenditure limitation in the Early Learning Account of the Fund for Student Success from the amount budgeted for professional development for early learning professionals to the Operations budget to pay for three positions. The Student Success Act (HB 3427, 2019) originally provided \$12.5 million Other Funds expenditure limitation for professional development for early learning educators, and required the Early Learning Division to consult with stakeholders, create a professional development plan, and report to the Legislature by January 15, 2020 on that proposal. The original plan proposed spending these resources for a variety of purposes including recruitment related efforts, scholarships, apprenticeships, and retention efforts. Since there is a reduction from the \$12.5 million originally allocated for this purpose in this bill, the Division will have to complete a revised plan. Two positions (0.84 FTE) are authorized for the Early Learning Division (an Operations and Policy Analyst 4 and a Program Analyst 2) to provide the technical, coordination, and administrative responsibilities for the proposal. Of the \$370,767 Other Funds expenditure limitation for staff and other capacity, \$109,782

will be transferred to the Higher Education Coordinating Commission (HECC) for a position to develop and implement the scholarship components of the plan.

A transfer of \$276,729 Other Funds expenditure limitation was approved in the Statewide Education Initiatives Account of the Fund for Student Success, from the budgeted amount for professional development and training for educators to the Operations budget. The transferred funds will pay for two positions (0.84 FTE) to develop and implement a proposal to diversify the K-12 educator workforce. The Student Success Act (HB 3427, 2019) required the Educator Advancement Council (EAC) and the Oregon Department of Education (ODE) to develop a plan to spend \$15.0 million Other Funds to diversify the educator workforce and reduce the systemic barriers that have limited diversification in the past. In January, the Interim Joint Committee on Ways and Means recommended instructing the Department of Administrative Services to unschedule the remaining \$14,650,414 Other Funds until ODE and the EAC report back to the Emergency Board with more specific details on their plan. Since there has not been an opportunity for the agency to report back, the Committee recommends \$10,150,414 be unscheduled, which provides resources through September to start to implement the plan. The agency can return to the Emergency Board in September to provide more detail on the plan and request the rescheduling of the remaining amount. The Committee also approved transferring \$216,820 Other Funds expenditure limitation from the Statewide Education Initiatives Account of the Fund for Student Success from the K-12 Grant-in-Aid budget to the Operations budget to pay for one position (0.88 FTE) to administer the grants to each school district and to provide technical assistance grants for the Early Warning System authorized in HB 3427.

Additional Federal and Other Funds expenditure limitation was approved for Federal Funds received through the CARES Act and other sources. For the K-12 Grant-in-Aid budget area, a total of \$121.8 million Federal Funds expenditure limitation was added related to the Elementary and Secondary Emergency Relief Fund (ESSER) and the Governor's Emergency Education Relief Fund (GEER). Of the total, \$85.5 million of the ESSER funding will be distributed to school districts based on a formula tied to the number of Title 1 students. The remaining \$6.5 million in ESSER funds will be granted to districts and other entities that have been especially adversely affected by the COVID-19 pandemic. GEER funding is split into three major areas with \$19.9 million for grants to school districts and others for K-12, a transfer of \$10.0 million to HECC for post-secondary institutions, and \$2.5 million for early learning, split between child care facilities, relief nurseries, and a transfer to the Department of Human Services. Other early learning Federal Funds expenditure limitation is for CARES Act funding specifically designated for child care (\$8.6 million) and an increase in the amount of federal Child Care Development Fund resources received by the state (\$5.8 million). Also approved was \$1.6 million Other Funds expenditure limitation for Coronavirus Relief Fund resources transferred from the Department of Administrative Services.

State School Fund

The Committee approved a decrease of \$150,190,773 General Fund, a decrease of \$199,679,327 Lottery Funds, and an increase of \$100 Other Funds for the State School Fund. There is also a decrease in the amount of funding transferred from the Fund for Student Success of \$50,130,000. Combined with a transfer to the General Fund of \$400 million Lottery Funds from the Education Stability Fund, these actions maintain the \$9.0 billion State School Fund for 2019-21. The Education Stability Fund transfer is authorized HB 4303. These changes reflect the most recent revenue forecast and the final balance of available funding sources across the state budget.

Higher Education Coordinating Commission

A number of actions were approved to reduce General Fund spending for the Higher Education Coordinating Commission (HECC). Funding for four positions is shifted from General Fund to Other Funds -- two positions in Research and two positions in the Workforce unit. A decrease of \$142,659 General Fund is approved with a corresponding increase in Federal Funds expenditure limitation. Reductions in selected services and supplies categories are made for a savings of \$584,648 General Fund including communications contracts, computer support, and contracts relating to the National Career Readiness Credential testing. Also included in this reduction are savings in lease costs, as the space leased in Eugene for the Office of Student Assistance and Completion is reduced.

Five positions (3.09 FTE) are eliminated to generate \$645,962 of General Fund savings. The Operations Director (0.83 FTE) for the agency is eliminated, saving \$159,848 General Fund; the Deputy Executive Director will assume the responsibilities of this eliminated position. Two part-time positions are eliminated -- an Information Technology position (0.13 FTE) and a procurement position (0.50 FTE) established in 2019 but not filled. A full-time workforce position (0.75 FTE) is eliminated as well as a Training and Development position (0.88 FTE) which was established in 2019. Finally, a research position will be held vacant for the remainder of the 2019-21 biennium; this position will be necessary in the future for data analysis and data system maintenance.

The Committee approved an increase of \$3,541 Other Funds expenditure limitation and an increase of \$3,777 Federal Funds expenditure limitation to reclassify an Internal Auditor 2 to an Internal Auditor 3 in the agency's internal audit program. This reclassification also increased General Fund costs that will be absorbed by the agency during the current biennium. Additionally, \$109,782 Other Funds expenditure limitation and a Program Analyst 2 position (0.63 FTE) was approved to develop and implement a scholarship program for early learning educators. Funding for this position will be transferred from the Oregon Department of Education.

A total of \$10.0 million Other Funds is available to offset an equal amount of General Fund for the Oregon Opportunity Grant program (OOG). The additional revenues are the result of the sale of tax credits authorized for the OOG program. Over \$12.0 million of tax credits were sold earlier in the biennium but were not accounted for in the program's budget. Not all of the available funding is used to offset General Fund in order for a reserve to be available later in the biennium. The OOG program also depends on the interest earnings from the Education Stability Fund, but those earnings have not kept pace with the original estimate for 2019-21. This leaves the OOG program funded at the same level as the legislatively adopted budget, but with a different funding mix.

The Committee approved a \$3.6 million reduction to the Oregon Promise program which provides financial assistance primarily to community college students who have recently graduated from high school. The agency will need to restrict eligibility to the program to meet the overall program budget. The restriction will be based on a family's Earned Family Contribution (EFC) which is a measure used on the federal Free Application for Federal Student Aid (FAFSA) and is based partially on income. The EFC based limitation will be set depending on the number of applicants for the 2020-21 school year. The Committee approved a decrease of \$2.5 million General Fund in the National Guard Tuition

Assistance program. A total of \$3.7 million General Fund was appropriated for this program for 2019-21, but the agency estimates that only \$1.2 million will be required this biennium to meet the demand for this program.

Other Funds expenditure limitation of \$10.0 million was established for the Governor's Education Emergency Relief (GEER) fund. This fund was established as part of the federal CARES Act. Approximately \$32.5 million in GEER funds are first received by the Oregon Department of Education to be spent for early learning, K-12 education, and post-secondary education. This \$10.0 million Other Funds expenditure limitation is transferred to the Commission for distribution to Oregon's post-secondary institutions.

The Committee approved a \$238,042 (or 5%) decrease in General Fund support for the Oregon Health and Science University (OHSU) Office of Rural Health (ORH) and Area Health Education Centers (AHEC). A \$100,000 General Fund decrease to the one-time investment in the Oregon Child Integrated Dataset (OCID) was also approved. Based on the total projected costs to complete OCID activities in the 2019-21 biennium, the reduction is not anticipated to significantly impact the project outcomes.

The Committee approved a decrease in the Oregon State University (OSU) Statewide Public Service Programs of \$3,590,258 General Fund, which represents a 2.5% decrease in state support for the Agricultural Experiment Station (\$1,904,597), OSU Extension Service (\$1,400,060), and Forest Research Laboratory (\$285,601). Decreased funding is not anticipated to result in the elimination of any specific programs but will result in reduced program services and may include personnel reductions, elimination of support services, and reallocation of limited resources to maintain program effectiveness. Lottery Funds support for the Outdoor School Program was decreased by \$2,265,292 (or 5%), which results in total funding of \$43,040,555 for the Outdoor School program in the 2019-21 biennium.

General Fund for Public University State Programs is decreased by \$824,482, which represents a 5.0% reduction in support for the following programs:

- TallWood Design Institute - \$187,716
- Oregon Solutions - \$124,659
- PacWave Energy Test Site - \$80,000
- OSU Fermentation Science - \$68,452
- Signature Research Centers - \$57,462
- Labor Education Research Center - \$54,920
- Dispute Resolution (PSU Oregon Consensus) - \$48,598
- OSU Marine Research Vessel - \$34,226
- Oregon Renewable Energy Center - \$26,375
- Population Research Center - \$24,038
- OMIC Rapid Toolmaking Center of Excellence Research - \$22,500

- Institute of Natural Resources - \$22,039
- Clinical Legal Education - \$19,221
- Oregon Climate Change Research Institute - \$17,275
- Additive Manufacturing and Rapid Prototyping Education Lab - \$15,000
- OSU Channel Maintenance Study (HB 2437, 2019) - \$11,979
- Willamette Falls Locks Commission - \$10,022

Reductions in General Fund support for the OHSU Rural Health Programs, OSU Statewide Public Service Programs, and ongoing Public University State Programs are approved as permanent decreases in the level of state funding.

A one-time increase of \$500,000 General Fund to the Public University Statewide Programs budget was also approved for the University of Oregon (OU) to purchase a new research and teaching vessel for the Oregon Institute of Marine Biology (OIMB). OIMB's current vessel was built in 1973 and has reached the end of its useful life. In addition to funding provided by Coos County for preliminary design, the state appropriation will be matched with institution funds and private contributions to cover the \$1.3 million estimated cost of the replacement vessel.

The Committee approved increasing Other Funds expenditure limitation by \$2.4 million for the costs of issuing bonds authorized in SB 5721 (Article XI-G and XI-Q bonds) for public universities. This increase is offset by a \$365,000 Other Funds decrease in issuance costs for three community college capital projects (Article XI-G bonds) that are not expected to have raised matching funds required to be included in the spring 2021 bond sale. Capital construction limitation for new public university capital projects is provided in SB 5722 and project descriptions are included in SB 5721.

The Committee also approved continuation of nonlimited authority to HECC to make Other Funds expenditures necessary to disburse general obligation bonds sold during the 2013-15 biennium for the benefit of public universities. HECC has approximately \$55,000 in remaining bond proceeds for Southern Oregon University's Theatre Arts Building expansion and remodel project that will be disbursed during the 2019-21 biennium.

Three additional changes are included in the table at the end of the bill. First, Other Funds expenditure limitation for Operations is increased by \$65,000 for the administrative costs for the Oregon Volunteers program administered by HECC. In the initial budget passed for this program, insufficient expenditure limitation was approved for this purpose. Other Funds expenditure limitation for Operations is further increased by \$197,548 for additional grant-related spending. The agency received funding from the Lumina Foundation to assist in eliminating disparities in postsecondary success rates for under-represented students of color. The initial HECC budget included \$475,000 in Other Funds expenditure limitation; based on spending patterns between the 2017-19 and 2019-21 biennia, an additional \$197,548 Other Funds expenditure limitation is required to spend the available grant funds. Finally, additional revenues of \$22,783 from the Western Oregon and Eastern Oregon Severance

Tax Funds are available for distribution to community college districts through the Community Colleges Support Fund. These represent revenues from 2017-19 carried forward for distribution in 2019-21.

HUMAN SERVICES

Commission for the Blind

The Committee approved one-time increases of \$52,929 General Fund, \$500,000 Other Funds expenditure limitation, and \$2,552,443 Federal Funds expenditure limitation for information technology services, the purchase of vending machine equipment for the Commission's Business Enterprise Program, and for the Case Management Migration Update project.

Additionally, a one-time General Fund appropriation to migrate and update the agency's case management system was reduced by \$468,426 to help balance the statewide budget.

Oregon Health Authority

SB 5723 adjusts the Oregon Health Authority (OHA) budget as a result of the COVID-19 pandemic in two key ways. First, the bill reduces General Fund by \$103 million across various programs to help address the state budget shortfall due to the economic downturn. Second, the bill supports increased funding for growing Oregon Health Plan (OHP) caseloads based on preliminary estimates and recognizes a temporary increase in the Medicaid match rate, the duration of which is subject to change depending on the length of the federal public health emergency declaration.

The bill also supports actions required to address multiple budget challenges faced by the agency that are unrelated to the pandemic, and makes changes related to routine OHA budget rebalances. Most of these agency-specific budget issues were discussed at the January 2020 meeting of the Joint Interim Committee on Ways and Means and were proposed during the February 2020 legislative session, but not adopted due to the Legislature's adjournment prior to final passage of the omnibus budget reconciliation bill. SB 5723 does not include new OHA investments nor does it enhance programs beyond existing levels. To help mitigate potential future caseload changes or other budget challenges identified by OHA or the Department of Human Services (DHS), a \$100 million special purpose appropriation to the Emergency Board is established.

The following table provides a high-level summary of the OHA budget changes:

Oregon Health Authority	General Fund	Lottery Funds	Other Funds	Federal Funds	Total	Positions	FTE
OHP caseload growth - preliminary cost estimate	178,000,000	-	-	964,200,000	1,142,200,000	-	-
Temporary FMAP enhancement	(307,600,000)	-	-	307,600,000	-	-	-
State budget rebalance plan*	(103,030,944)	(14,472)	4,497,950	(94,747,171)	(193,294,637)	-21	-9.20
Agency-specific rebalance issues	2,903,874	826,000	166,536,182	(6,893,423)	163,372,633	54	26.71
Oregon State Hospital - current program costs	80,802,291	-	(31,029,554)	(7,586,868)	42,185,869	58	56.35
Backfill medical marijuana shortfall	1,495,538	-	(1,495,538)	-	-	-	-
March 9, 2020 Emergency Board fund shift	(4,000,000)	-	4,000,000	-	-	-	-
Direct federal revenue for pandemic response	-	-	-	113,576,594	113,576,594	-	-
Subtotal	(151,429,241)	811,528	142,509,040	1,276,149,132	1,268,040,459	91	73.86
Debt service adjustments	(3,697,749)		8,550		(3,689,199)	-	-
Total OHA Adjustments	(155,126,990)	811,528	142,517,590	1,276,149,132	1,264,351,260	91	73.86

**Includes reduction of \$5.7 million special purpose appropriation to the Emergency Board for interdisciplinary assessment teams.*

The most significant reductions in terms of General Fund savings are in the Health Systems Division, which houses the budgets for non-Medicaid behavioral health programs and the Oregon Health Plan (OHP). The non-Medicaid behavioral health program savings represent a larger share of the overall General Fund reduction when compared to the Medicaid program, despite having a much smaller budget. These reductions are primarily the result of fund shifts and of leveraging currently unobligated General Fund, and do not decrease mental health or substance use disorder service levels below those currently in place.

Reductions in the Oregon State Hospital budget result in the elimination of 21 positions across several non-direct care programs and are not expected to impact the mental health treatment and services provided to patients. Most of the remaining agency reductions are from a combination of one-time vacancy savings and limiting services and supplies spending. The agency's rebalance reductions are discussed in further detail within each program summary below.

In addition to the pandemic's significant impact on state tax revenue, demands for services are growing. The OHP caseload is increasing above currently budgeted levels based on two general factors. First, individuals who are newly unemployed or who otherwise now meet OHP's income eligibility criteria are entering the caseload. Second, in March 2020, the federal government approved temporary policies that prohibit states from disenrolling members, with limited exceptions, from their Medicaid programs due to changes in eligibility status as part of requirements to

qualify for a temporary 6.2 percentage increase in federal Medicaid match, or Federal Medical Assistance Percentage (FMAP). Based on available enrollment data since the beginning of the pandemic, the pause on OHP disenrollments is having a much greater impact on OHP caseload levels than is the number of individuals who are newly eligible for OHP.

At this time, forecasting the OHP caseload is incredibly difficult given the current unknown trajectory of the pandemic, the economy, and federal policies. The timeline of the temporary FMAP increase and corresponding limitation on disenrollments is critical to forecasting the caseload. The temporary 6.2% enhanced FMAP is available until the end of the calendar quarter in which the federal public health emergency declaration expires, which is currently the fourth quarter of 2020, unless the Secretary of the U.S. Department of Health and Human Services ends it earlier or extends it. The assumptions used to develop preliminary caseload cost estimates assume the temporary FMAP increase and corresponding disenrollment restrictions will remain in place through the end of the fourth quarter of 2020, as currently scheduled. However, if the emergency declaration is extended to beyond the fourth quarter, then the state will receive at least another quarter of FMAP savings and, very likely, continued material growth in caseload levels due to the disenrollment policy. Conversely, if the emergency declaration is cancelled prior to October 1, 2020, then states will only receive three quarters of the enhanced FMAP funding.

The FMAP and caseload budget adjustments included in the bill assume the emergency declaration will expire as currently scheduled on October 24, 2020, thereby guaranteeing the enhanced FMAP through December 31, 2020. Based on current estimates for this scenario, the increased FMAP will save more General Fund than the expected caseload increases will cost. According to the preliminary data, the average biennial OHP caseload is expected to be approximately 70,000 members higher than the caseload levels currently budgeted in OHA if the emergency declaration expires as currently scheduled. The bill includes \$178 million General Fund and \$964.2 million Federal Funds to support these costs. The impact of the enhanced FMAP more than covers the estimated General Fund increase in caseload costs through savings of \$307.6 million General Fund. The bill uses the net savings to fund shortfalls elsewhere in the budget and to help fund the special purpose appropriation available for potential DHS and OHA caseload and other cost changes.

The caseload adjustments funded in this bill could significantly change based on the associated risks, particularly with the timeline of the federal emergency declaration, duration of the pandemic, and economic changes. Adjusting the budget based on preliminary caseload estimates deviates from the standard budget process of using final spring/fall caseload forecasts published by the Office of Forecasting, Research and Analysis (OFRA). Yet because the final fall 2020 forecast is not currently available, the preliminary caseload estimates were used as a prudent step to ensure material changes in caseload levels are accounted for in the budget. OFRA will produce a final fall 2020 forecast at the end of August 2020, which may identify, at the very least, some adjustments to the preliminary estimates funded in this bill that will need to be addressed in a future agency budget rebalance.

The remaining changes address most, but not all, of the agency-specific rebalance and budget shortfall issues proposed during the February 2020 legislative session. The largest of these changes occur in the Oregon State Hospital and involve, among other things, backfilling a \$38.6 million shortfall in Other Funds and Federal Funds revenues, support for increasing direct care staffing costs, paying for OHA's opening of two residential treatment cottages, and repaying overclaimed Medicaid reimbursement on a one-time basis.

The budget does not include one-time funding in the Health Systems Division previously identified to repay the federal government \$50 million for overdrawn Medicaid match over a six-year period. The agency requested approval from the federal Centers for Medicare and Medicaid Services (CMS) regarding the potential to enter into a multi-year repayment plan to satisfy this obligation. CMS has communicated the potential for OHA to repay the overdrawn amounts over a three-year period, but further details have not yet been provided, such as the date in which the three-year repayment period would start. OHA is expected to continue working with CMS to mitigate the impact of this obligation in 2019-21 within existing agency resources. OHA has also identified new budget challenges not funded in this bill, which include decreasing hospital assessment revenue attributed to declines in health care utilization and increasing costs at the Oregon State Hospital. Each of these items represent important budget risks that may need to be addressed later in the biennium.

A more detailed description by program area follows.

Health Systems Division (HSD)

In the Health Systems Division (HSD), the budget includes a General Fund decrease of \$209.1 million, a total funds increase of \$1.0 billion, and an increase of 31 positions (13.25 FTE). The budget adjusts for three significant and interrelated cost and revenue changes related to OHP: growing caseload levels; the temporary FMAP increase; and 2020 coordinated care organization (CCO) rate adjustments. These changes are in addition to the much smaller federal match and caseload changes identified in the agency’s December 2019 rebalance proposal, which are also included in this bill. As mentioned above, preliminary estimates reflect an increase in the average biennial OHP caseload of approximately 70,000 members assuming the federal disenrollment policies remain in effect through the end of the fourth quarter of 2020. The estimated total cost of supporting this caseload increase is \$1.1 billion, which includes \$178 million General Fund.

OHP Cost Changes Based on Temporary Federal Policies (\$\$ in millions)	General Fund	Federal Funds	Total
Caseload Growth w/ Federal Disenrollment Policy	\$178.0	\$964.2	\$1,142.2
FMAP - 6.2% Enhancement	(\$307.6)	\$307.6	\$0.0
2020 CCO Rate Adjustment	(\$20.0)	(\$97.6)	(\$117.6)
Jan. 2021 - June 2021 impact from 2020 Rate Adjustment	(\$9.1)	(\$29.3)	(\$38.4)
Net Budget Rebalance Impact	(\$158.7)	\$1,144.9	\$986.2

Much of the estimated caseload increase is anticipated to impact the Affordable Care Act (ACA) caseload, which receives a higher FMAP compared to other caseload categories. Conversely, the temporary 6.2% FMAP increase applies to costs for non-ACA caseloads, which are not estimated to grow nearly as much as the ACA caseload; some of these caseloads also cost much more than the ACA caseload on a per member basis. This dynamic results in the estimated General Fund savings of \$307.6 million from the FMAP increase being much higher than the General Fund costs from the preliminary caseload estimates.

Related to the caseload growth driven by the temporary federal policy limiting Medicaid disenrollment is the retroactive adjustment of the 2020 CCO rates, which the state's Medicaid actuary finalized in July 2020. The rate adjustment is attributed to two actuarial factors resulting from the increasing number of OHP members remaining on the caseload. First, the increased caseload results in an overall improvement in OHP member health because members who would normally disenroll, but who now remain on the caseload due to the federal policy, are healthier and help reduce average costs per OHP member. The second adjustment involves the non-medical fixed cost component of the rates. As the caseload increases, this component has decreased while maintaining the same level of fixed cost support due to economies of scale. The savings from the actuarial adjustment total \$20 million General Fund and \$97.6 million Federal Funds. Additionally, because the 2021 CCO rates will now be developed from a lower starting point, specifically the lower 2020 rates, than currently budgeted, savings of \$9.1 million General Fund and \$29.3 million Federal Funds are recognized; these savings result from the budget process being predicated on capping medical cost growth at 3.4% per year, and do not reflect decreased payments to CCOs or providers. With the adjusted 2020 rates now lower, the average annual rate of growth for both years of the biennium is now lower than the budgeted inflation rate of 3.4%.

To help rebalance the state budget, the bill includes the following General Fund reductions that are not anticipated to have a material impact on existing program service levels:

- \$28.5 million already achieved from the following actions:
 - \$11.9 million from the standardization of mental health residential rates, which took effect July 1, 2020 and results in a net total funds increase of \$34.4 million based on leveraging additional federal Medicaid dollars;
 - One-time savings of \$0.5 million related to the effective date of a portion of the behavioral health provider rate increases implemented earlier in the biennium;
 - one-time savings of \$11.0 million from leveraging unallocated federal Mental Health Block Grant revenue; and
 - the 2017-19 carryover of \$5.1 million Other Funds available to offset General Fund costs.
- \$7.9 million in savings from using \$6.0 million in unobligated General Fund in non-Medicaid behavioral health programs and shifting \$1.9 million from the General Fund to available federal Mental Health Block Grant revenue.
- \$3.5 million in savings already realized due to the existing delay in implementation of new intensive in-home behavioral health services for children. This reduction assumes the CCO component of this program remains on track for implementation January 1, 2021.
- \$3.0 million in savings in funding for rental assistance payments and wraparound services due to the anticipated delay in the construction of new permanent supported housing units.

- \$5.7 million in savings from vacancies, limiting services and supplies expenditures, and leveraging unobligated funding in the Transformation Program.

In addition to these adjustments, the bill includes \$12.6 million General Fund to backfill declining tobacco tax revenue for OHP and community mental health services based on changes from the March 2019 state revenue forecast, which reflects OHA's legislatively adopted budget, to the June 2020 revenue forecast. The bill includes various other adjustments from OHA's December 2019 rebalance proposal. As part of the closeout of the 2017-19 biennium, \$20.9 million in unspent hospital assessment and OHSU Quality and Access Program revenue is available to support OHP costs in 2019-21. As indicated earlier, however, revenue from hospitals is a notable risk in this budget due to declines in health care utilization, and subsequent adjustments later in the biennium may be needed. Increased expenditure limitation of \$22.9 million Other Funds and \$35.7 million Federal Funds supports the implementation of supplemental fee-for-service payments for public Ground Emergency Medicaid Transportation providers, consistent with HB 4030 (2016). The adjustment also includes two positions (1.50 FTE) to support program operations.

The bill supports the transfer of 29 OHP client service positions and related funding from DHS to OHA, as well as funding for the Speridian contract that provides required Medicaid tax reporting. This adjustment represents the return of a portion of the 476 positions transferred from OHA to DHS as part of an inter-agency realignment of OHP eligibility and member service functions in 2017-19. Based on continued evaluation of member service functions, the agency proposed the return of the 29 client service positions and contract funding but does not expect similar transfers in the future.

In addition to these changes, the bill increases Lottery Funds expenditure limitation by \$576,000 to reflect carryover revenue from 2017-19 and includes various technical adjustments, which largely reflect transfers across programs and result in a net-zero impact on the General Fund.

Health Policy and Analytics (HPA)

The budget for the Health Policy and Analytics (HPA) program includes a General Fund decrease of \$5.1 million, total funds decrease of \$31.3 million, and a decrease of two positions (0.70 FTE). The net General Fund change includes one-time reductions totaling \$4.8 million through the following one-time budget rebalancing actions:


- \$3.1 million from various program vacancies, including one of the six authorized positions supporting the Health Care Cost Growth Benchmark Implementation Committee, shifting expenses to available non-General Fund resources, removing one-time costs, and limiting spending on various services and supplies categories. Savings in these areas have already been achieved and/or are expected to be achieved with minimal impact on program functions.
- \$0.6 million out of \$1.2 million appropriated in SB 770 (2019) for the Task Force on Universal Health Care. The reduction limits the amount of funding available for contractual expenditures and is generated from vacancy savings. Part of the vacancy savings has already been achieved due to delayed hiring beyond the funded start date of January 1, 2020 and assumes additional savings from holding the positions vacant through the remainder of the biennium.

- \$1.1 million represents reductions for Health Information Exchange and Transformation Center program activities based on program slowdowns due to the pandemic.

The budget also removes \$15 million in unused Federal Funds expenditure limitation and makes technical adjustments.

Public Health Division

Approved changes to the Public Health Division budget include a General Fund decrease of \$7.3 million, total funds increase of \$107.1 million, and an increase of 15 positions (8.94 FTE). The large total funds increase is the result of \$110.5 million in increased Federal Funds expenditure limitation to support funds directly distributed to the agency through established agreements or funding mechanisms not subject to the legislative federal grant application approval process. The largest of these federal distributions is a combined \$96.2 million in supplemental Epidemiology and Laboratory Capacity program funding, most of which the Public Health Division will use to support COVID-19 testing and contact tracing activities. The following table lists all of the federal distributions included in the overall limitation adjustment:



The budget includes one-time General Fund reductions of \$4.3 million, which does not impact the Public Health Division’s response to the pandemic. A \$1.5 million General Fund reduction reflects savings from lower-than-budgeted utilization of services provided through the Reproductive Health Equity Act (RHEA) and Contraceptive Care programs. Because RHEA utilization was lower than expected prior to the pandemic, OHA had reserved a portion of utilization savings for program outreach; however, though the contract process stalled due to the pandemic, the agency is now on track to award contracts later in the summer of 2020. Another \$1.3 million General Fund savings is achieved

from a variety of vacancies, fund shifts, and limiting of services and supplies expenditures; these reductions do not have a material impact on existing programs or service levels.

The budget for the new Universal Nurse Home Visiting Program is reduced by \$0.6 million. A portion of this reduction is based on existing program implementation delays and the delay of some program development activities, such as certain aspects of program design and evaluation and the onboarding of new cohorts. While the early adopter communities continue moving forward with implementation, the agency has indicated the one-time budget reduction effectively aligns with slowdowns caused by the pandemic. Another \$0.4 million General Fund is saved by delaying until January 1, 2022 the start of new statutory provisions adopted in SB 669 (2019) requiring OHA to accelerate the inspection cycle for in-home care agencies from once every three years to once every two years. The change in operative date of the new inspection cycle is effectuated by HB 4304. In addition to the agency-specific reductions identified through the budget rebalancing process, the bill further reduces General Fund costs by using \$4.0 million in available federal Coronavirus Relief Funds in place of a like amount of General Fund allocated by the March 9, 2020 Emergency Board for COVID-19 response activities.

The bill includes several changes previously identified as part of the agency's December 2019 rebalance proposal. A \$1.5 million shift from Other Funds to General Fund represents the backfill of remaining medical marijuana revenue supporting non-medical marijuana program activities, specifically communicable disease program funding for local public health authorities. A similar adjustment was included in the 2019-21 legislatively adopted budget; however, medical marijuana revenue collections declined faster than anticipated at that time. This adjustment results in the use of all remaining medical marijuana revenue budgeted for the medical marijuana program.

Consistent with available on-going revenue identified by the agency, Other Funds and Federal Funds expenditure limitations are increased by a combined \$0.8 million to fund seven positions (4.15 FTE) to support communicable and other disease prevention program activities, the state public health laboratory, and health preparedness program functions. An increase of \$1.9 million Federal Funds expenditure limitation and nine positions (5.67 FTE) will support work required by three federal grants for Surveillance of Non-Fatal Suicide-Related Outcomes, Overdose Data to Action, and Rape Prevention Education. The agency received prior legislative authorization to apply for these grants.

Due to available tobacco tax revenue carried forward from 2017-19, Other Funds expenditure limitation is increased by \$5.0 million to support one-time activities, including a tobacco cessation campaign, tobacco prevention work occurring at the local level, and the implementation of Executive Order 19-09 pertaining to tobacco and vaping. A separate adjustment results in a \$200,000 decrease in Other Funds expenditure limitation to reflect declining tobacco tax revenue available for the Tobacco Use Reduction Account according to the June 2020 state revenue forecast.

The bill makes other technical adjustments to align expenditure limitations with available resources and support net-zero transfers across programs.

Oregon State Hospital (OSH)

Budget adjustments for the Oregon State Hospital (OSH) include a General Fund increase of \$79.2 million, a total funds increase of \$43.1 million, and an increase of 37 positions (47.85 FTE). The General Fund change includes reductions totaling \$5.6 million, of which \$3.7 million is from non-direct care vacancy savings. The remaining \$1.9 million results from the elimination of 21 positions across several non-direct programs, which include Utilization Management, Hospital Systems Analysis and Management, patient incentive functions, program executive oversight, LEAN and Risk Management, facility operations, and legal services. These reductions are made with the understanding that the safety of patients and staff and patient treatment services will not be negatively impacted.

Increased General Fund backfills a \$31.0 million shortfall in Other Funds revenue and \$7.6 million shortfall in Federal Funds revenue. The Other Funds revenue shortfall is related to CMS certification of additional hospital-licensed beds, which enables the hospital to bill insurance plans for qualifying patient care. Based on an estimated increase in insurance reimbursements, the 2017-19 budget assumed General Fund savings of approximately \$30 million, which did not materialize due to delays and setbacks with establishing the appropriate billing infrastructure and changes in patient reimbursement eligibility. The 2019-21 budget was developed under the pretense of revenue collections improving; however, OHA no longer expects reimbursement levels to achieve any General Fund savings, including the inflationary impact recognized during the budget development process. The Federal Funds revenue shortfall relates to decreased availability of Disproportionate Share Hospital payments and changes in federal match rates.

Also included is an increase of \$8.5 million General Fund and 33 positions (31.35 FTE) to address increased patient acuity and the transition of civil commitment patients to lower levels of care at the Junction City campus. These changes are based on patient transfers from the Salem Campus to make more bed space available for patients admitted under “aid and assist” court orders. The funding includes support for the agency’s opening of two eight-bed treatment cottages at the Junction City campus shortly after the beginning of the 2019-21 biennium and prior to the agency requesting General Fund.

The budget includes \$4.0 million General Fund and 25 positions (25.00 FTE) to support the implementation of the nurse staffing plan pursuant to the requirements of SB 469 (2015). In addition to this increase, \$23.6 million General Fund was approved to support increased staffing and overtime costs, most of which is related to enhanced patient supervision commensurate with patient acuity levels. Salary and overtime costs continue to be a significant budget challenge at the hospital given the limited availability of bed space for patients who need hospital levels of care, which contributes to higher acuity patients being placed in both the Salem and Junction City campuses. OHA has indicated staffing costs, inclusive of those supported in this bill, continue to trend higher than expected and pose a risk to the State Hospital budget.

Federal Funds expenditure limitation is increased by \$3.0 million to reflect the direct distribution of federal support authorized under the Coronavirus Aid, Relief, and Economic Security Act. OSH received this funding as part of the Provider Relief Fund, which helps hospitals and other health care providers offset costs or lost revenue attributed to COVID-19. Other adjustments include one-time General Fund of \$8.1 million to support the repayment of overclaimed federal Medicaid match and \$1.9 million General Fund for the replacement of the personal monitoring transmitter system, which helps locate staff at times of duress and is no longer supported by the manufacturer. The processes resulting in the overdrawn Medicaid match have since been identified and corrected.

Public Employees' Benefit Board (PEBB)

The Committee approved an increase of \$61.9 million Other Funds expenditure limitation for the Public Employees Benefit Board (PEBB). Nearly all of this increase supports overall health benefit payments funded by member premiums based on changes in member enrollment and fluctuations between member plans, and does not represent higher than expected per-member benefit costs. A similar expenditure limitation increase was approved as part of a prior agency rebalance, but on a one-time basis. The budget also includes \$1.9 million Other Funds to support information technology security and system changes. Of this amount, \$1.0 million is for one-time expenses.

Oregon Educators Benefit Board (OEBB)

An increase of \$63.6 million Other Funds expenditure limitation is included in the Oregon Educators Benefit Board (OEBB) budget. Similar to PEBB, most of this increase supports overall benefit payments funded by member premiums based on changes in member enrollment and fluctuations between member plans. The amount of \$1.6 million also supports information technology security and system changes, nearly all of which is for one-time expenses.

Central Services

The Committee approved budget changes to Central Services, including a General Fund decrease of \$1.0 million, a total funds decrease of \$0.7 million, and an increase of eight positions (3.14 FTE). General Fund reductions reflect vacancy savings for positions in the Fiscal and Operations Division and External Relations. The vacancy savings are not expected to materially impact program operations or service levels.

An increase of \$0.7 million General Fund and nine positions (4.14 FTE) represent the separation of certain human resources (HR) functions from the joint OHA-DHS shared services funding model. Previously, each agency relied on its own staff for certain HR functions, but other HR functions were part of the two agencies' Shared Services model, with the positions housed in DHS. This action dissolves the HR Shared Services component based on agreement among both agencies that their HR needs can be better met with dedicated staff. As a result, nine positions and related funding are transferred from DHS to OHA. Similar offsetting adjustments are included in DHS, where these positions were previously budgeted as part of the shared service budget structure.

State Assessments and Enterprise-wide Costs (SAEC) / Shared Services

Changes to the SAEC/Shared Services program include a General Fund decrease of \$2.4 million, a total funds decrease of \$2.3 million, and an increase of two positions (1.38 FTE). A \$3.1 million General Fund reduction, and a small Lottery Funds decrease of \$14,472, represent vacancy and services and supplies savings from the OHA portion of various DHS-OHA Shared Services reductions, with the largest savings identified in the Office of Information Services. The agency identified these savings as being achievable without a significant impact on program services. A \$100,000 General Fund reduction is achieved by postponing the relocation of HR staff and expansion of office space in the Health Policy and Analytics Division.

A decrease of \$800,000 General Fund and \$900,000 total funds in SAEC removes funding that previously supported OHA's share of expenses for Human Resources services previously provided through the Shared Services model; this function is now supported in Central Services as discussed above. Small General Fund and Federal Funds adjustments are also made in SAEC as a result of the transfer of 29 OHP Member Services positions from DHS to OHA, which has offsetting adjustments in DHS and is discussed above as part of the budget adjustments in the Health Systems Division. Other changes include an increase in Lottery Funds expenditure limitation of \$250,000 to reflect carryover revenue from 2017-19 and technical adjustments to properly align costs across budget structures.

Department of Human Services

Budget adjustments in SB 5723 for the Department of Human Services (DHS) primarily consist of actions needed to rebalance the agency's budget and a very limited number of items approved in response to agency requests for funding to address budget needs or issues emerging since adjournment of the 2019 legislative session. While some adjustments help cover the cost of temporary steps taken by DHS to help agency clients and providers deal with impacts of the COVID-19 pandemic, many aspects of the pandemic's effect on caseloads and associated costs will not be quantified or actionable until the next quarterly caseload forecast in the fall of 2020.

In addition to expenditure increases, the budget approved by the Committee includes \$74.6 million in General Fund reductions, which equates to a 1.9% reduction in General Fund from the agency's 2019-21 legislatively approved budget level. However, the overall General Fund decrease is \$211.7 million or a 5.5% drop; this amount of General Fund is removed from the budget due to a temporary increase in federal Medicaid matching funds. In March 2020, a 6.2% increase in the Federal Medical Assistance Percentage (FMAP) was authorized as part of the Families First Coronavirus Response Act. The additional funds are available to states from January 1, 2020, through the quarter in which the public health emergency period ends; a recent extension pushes the emergency period into the last quarter of 2020. Based on this four-quarter projection, DHS estimates receiving an extra \$180 million Federal Funds; the approved budget plan uses these monies to free up (fund shift) the same amount of General Fund. This General Fund is then used to cover DHS budget issues, replace agency General Fund reductions that would otherwise be needed to balance the statewide budget, and support a new special purpose appropriation to help address agency caseload costs or other budget problems arising over the next few months.

At the January 2020 meeting of the Joint Interim Committee on Ways and Means, DHS presented a rebalance report tied to several dynamics affecting the agency's budget. These include program cost increases and savings, revenue changes, and technical adjustments needed to keep the budget balanced. For context, the 2019-21 legislatively adopted budget was based on the spring 2019 caseload forecast; the rebalance factors in caseload and cost changes tied to the fall 2019 forecast. The agency's rebalance calculation results in a cost of \$14.4 million General Fund; this net increase amount includes transferring some positions and funding to the Oregon Health Authority (OHA). Dollar and FTE amounts associated with these transfers have been updated since January due to changes in transfer timing.

Budget projections for non-General Fund resources or programs drive rebalance decreases of \$913,217 Other Funds expenditure limitation and \$26.3 million Federal Funds expenditure limitation. The rebalance also includes a series of position actions (technical adjustments, transfers,

position abolishment/establishment) that net out to a decrease of 38 positions (15.16 FTE). Although several months have passed since the rebalance was initially calculated, most components are still valid and warrant related budget adjustments. Some caseload-related assumptions, such as those in Self Sufficiency, are known to have been impacted by the pandemic, however, related data was not yet available to help inform the 2020 spring caseload forecast, so the next practicable opportunity for recasting and reporting on budget projections will be after the fall 2020 caseload forecast is finalized later this year. The Committee approved the agency’s rebalance request, as outlined in the following table:

DHS 2019-21 - January 2020 Rebalance Highlights			
General Fund Summary ONLY; Dollars in Millions			
	\$\$	Pos	FTE
Needs/Costs			
Caseload (SSP, APD, IDD)	30.4	-	-
FMAP changes	6.9	-	-
Motor pool vehicles (CW and APD)	0.4	-	-
Subtotal Needs	37.7	-	-
Savings/Decreases			
Caseload/cost per case changes	(10.3)	-	-
Error corrections (SSP, APD)	(11.7)	-	-
OHP Eligibility - return client services to OHA	(1.1)	(29)	(10.75)
Disband/reorganize HR Shared Services and transfer positions to OHA	(0.0)	(9)	(4.14)
Tech Adjustments, Transfers, Position Abolish/Establish	(0.1)	-	(0.27)
Subtotal Savings	(23.3)	(38)	(15.16)
Net General Fund Position	14.4	(38)	(15.16)

In January 2020, in addition to the rebalance request, the Department submitted ten proposals totaling \$131.1 million General Fund that included 492 new positions (440.15 FTE). Due to the state’s current fiscal position, only a small subset of the DHS requests could be approved by the Committee; these generally support implementation of already approved state or federal legislation, high priority position needs, and collective bargaining agreements for non-state workers. In addition to items outstanding from earlier this year, funding to cover costs of some temporary actions DHS has taken in response to the COVID-19 pandemic was also provided. Other changes included in the budget are increases in Federal Funds expenditure limitation tied to additional federal dollars from various funding streams allocated to the agency due to the pandemic. The chart below shows the budgetary adjustments by primary issues or components:

Department of Human Services

2019-21 Budget Adjustments Approved in SB 5723

	General Fund	Other Funds	Federal Funds	Federal Funds Nonlimited	Total Funds	Pos	FTE
2019-21 Legislatively Approved (Through August 5, 2020)	3,878,048,515	704,801,492	6,133,004,273	1,939,345,331	12,655,199,611	9,445	9,324.60
Rebalance	14,434,272	(913,118)	(26,310,600)	-	(12,789,446)	(38)	(15.16)
Strengthening, Preserving and Reunifying Families (SPRF)	13,788,757	-	4,000,000	-	17,788,757	-	-
Family First Preservation Act Transition Funds	-	-	2,072,633	-	2,072,633	-	-
IV-E Pass Through to Public Defense Services	-	-	9,000,000	-	9,000,000	-	-
Behavior Rehabilitation Services (BRS) rate increase	90,198	-	1,686,218	-	1,776,416	-	-
SB 155 Third party child abuse investigations	1,836,698	1,560,402	-	-	3,397,100	17	6.46
Non-state employee collective bargaining	3,131,713	-	6,117,523	-	9,249,236	-	-
Child Welfare Executive Order recommendations	3,142,910	35,872	1,741,155	-	4,919,937	33	26.84
New positions for risk mitigation	301,559	17,606	248,742	-	567,907	7	3.50
Address COVID-19 impacts (includes add'l Federal Funds)	7,604,105	(1,968,692)	29,744,844	550,000,000	585,380,257	-	-
Enhanced FMAP fund shift	(180,000,000)	-	180,000,000	-	-	-	-
Reductions	(74,629,289)	374,413	(36,580,255)	-	(110,835,131)	(32)	(16.00)
Debt Service savings	(1,363,570)	-	-	-	(1,363,570)	-	-
Total Adjustments	(211,662,647)	(893,517)	171,720,260	550,000,000	509,164,096	(13)	5.64
% Change From Legislatively Approved	-5.5%	-0.1%	2.8%	28.4%	4.0%	-0.1%	0.1%

While the approved changes address many DHS budget issues, budget risks do remain. In addition to evolving COVID-19 pandemic response challenges, these include adjustments to caseloads based on future forecasts; cost per case increases due to rate or acuity changes; the agency's ability to manage personal services expenditures including non-budgeted (double filled) positions and pay equity impacts; volatility in usage-based costs or charges for services; assessment of federal program penalties; federal law, rule, or funding changes; and legal costs.

To help track the following budget report narrative, note that the DHS 2019-21 budget is built around eight budget structures, reflecting five direct program areas: Self Sufficiency Programs (SSP), Child Welfare (CW), Vocational Rehabilitation (VR), Aging and People with Disabilities (APD), and Intellectual and Developmental Disabilities (IDD); along with three support functions: Central Services, Shared Services, and State Assessments and Enterprise-wide Costs (SAEC). A more detailed description of significant budget changes by program follows.

Self Sufficiency Programs

Within the Self Sufficiency Programs (SSP), the COVID-19 pandemic is creating high demand for Supplemental Nutrition Assistance Program (SNAP) benefits; corresponding federal emergency SNAP allotments and program actions drive an increase of \$550 million Federal Funds Nonlimited. Other budget adjustments approved by the Committee for SSP result in a net decrease of \$23.6 million General Fund, an increase of \$2.3 million Other Funds expenditure limitation, a net increase of \$1.9 million Federal Funds expenditure limitation, and a net decrease of 29 positions (10.75 FTE). Embedded in these amounts is a decrease of \$4.7 million total funds due to a rebalance action shifting positions from DHS to the Oregon Health Authority (OHA). In 2017-19, 476 positions were transferred from OHA to DHS as part of an interagency realignment of Oregon Health Plan (OHP) eligibility work and other related functions. Since the initial move, the agencies have returned a subset of these positions and activities back to OHA. Based on further evaluation of member service functions, the approved rebalance transfers 29 client service positions (10.75 FTE) and related funding from DHS to OHA, along with the Speridian contract supporting required Medicaid tax reporting. The agencies do not anticipate additional OHP member service transfers being requested in future rebalance or budget development actions.

As noted previously, the approved rebalance is based on the fall 2019 caseload forecast which already projected increases in both SNAP (8.5%) and the Temporary Assistance for Needy Families (TANF; 6.7%) caseloads. Due to the COVID-19 pandemic, demand for these programs has continued to grow even more, however, solid budget impact estimates are not expected to be developed until after the fall 2020 forecast. Part of the challenge is predicting how the COVID-19 economy will affect the SNAP and TANF programs, along with determining how pandemic unemployment insurance and other policy or federal rule changes will impact caseloads and/or client behavior. The “frozen” rebalance does include a caseload-related increase of just under \$2.0 million General Fund (\$9.4 million total funds); this is tied primarily to a 2019 summer hiring season that did not materialize, so clients did not move off of the TANF caseload at the rate they had in the past.

The approved rebalance plan includes an additional \$2.0 million Other Funds expenditure limitation to align the budget with transfers of Child Care Development Fund (CCDF) resources from the Oregon Department of Education to DHS; these dollars support the Employment Related Day Care (ERDC) program. The program has also been affected by policy changes due to the pandemic and has implemented zero-copays, higher income limits, and provider payments to cover closures/absences to help keep families and providers in the program. Currently these costs are expected to be covered by ERDC General Fund freed up due to lower caseloads and some additional CCDF dollars, but that may change based on how schools reopen in the fall and other program needs evolve. Other rebalance changes affecting the SSP budget include corrections for an error in budget development; expenditure limitation adjustments for apprenticeship child care revenue and federal grant funds; and technical adjustments and transfers.

Approved budget adjustments include a total of \$3.7 million General Fund covering the cost of DHS short-term actions taken to help Oregonians maintain access to services during the pandemic. These include administrative costs associated with providing emergency or other special pandemic SNAP benefits and costs tied to TANF policy changes around resource limits and sanctions. The Committee also added \$3.2 million Federal Funds expenditure limitation to support The Emergency Food Assistance Program (TEFAP) which received additional federal funding under both the Families First Coronavirus Response Act and the CARES Act. This program provides commodity foods to states for distribution through local food banks or other selected agencies. Due to the pandemic, the Department also sent food banks \$8.0 million General Fund in direct assistance; these expenditures will be reimbursed by CRF funding under a recent Emergency Board action.

The Committee approved the following reductions, totaling \$22.4 million General Fund:

- Capture vacancy savings (\$3.0 million General Fund)
- Cover SNAP program administration costs with a federal performance bonus (\$3.9 million General Fund; shift to Federal Funds)
- Eliminate TANF Housing and Education and Training pilot projects that were authorized in HB 2032 (2019) (reduce General Fund by \$14.0 million and replace with TANF Federal Funds from pilots)
- Reduce JOBS program support services and contracts (\$1.5 million)

These are one-time reductions and should be reevaluated for ongoing or adjusted reductions during the 2021 legislative session. The TANF pilots were temporary in nature and are already slated to be phased out in the 2021-23 current service level.

Child Welfare

The budget approved by the Committee for Child Welfare (CW) reflects the following net adjustments: a decrease of \$9.3 million General Fund, a decrease of \$13,723 Other Funds expenditure limitation, an increase of \$20.3 million Federal Funds expenditure limitation, and an increase of 15 positions (13.29 FTE).

Approved budget adjustments include the DHS rebalance plan as presented in January 2020. The projected biennial average counts for almost all caseloads within CW decreased between the spring and fall forecasts, for an overall decline of 1.7% or 364 children; adoption assistance grew slightly. The associated funding change is a decrease of \$10.4 million General Fund (\$12.8 million total funds); these amounts include cost per case adjustments. Caseloads have continued to shift lower during the COVID-19 pandemic, but it is unknown whether or not this trend will be sustained or at what point and how the pandemic may fundamentally change the service array or system needs.

The program's rebalance also contains an increase of \$396,107 General Fund due to a pre-pandemic update in the Federal Medical Assistance Percentage (FMAP). The 6.2% temporary enhanced FMAP is driving a \$5.0 million fund shift from Federal Funds to General Fund outside of the rebalance adjustment; in addition to Medicaid eligible costs, FMAP rate increases are mirrored in other federal Child Welfare funding streams.

To provide vehicles for staff to complete travel necessary for investigations, visitation, and other needs, \$343,766 General Fund (\$429,708 total funds) is added to pay for 80 new vehicles; these are obtained from the Department of Administrative Services' fleet services program. The rebalance includes technical adjustments, primarily for moving \$7.4 million General Fund (\$9.9 million total funds) in enterprise costs (state government service charge, facilities rent, computer replacements, etc.) to State Assessments and Enterprise-wide Costs for new positions added in the 2019-21 adopted budget; this is standard post-session adjustment activity.

Changes, both increases and decreases, are also approved for Other and Federal Funds expenditure limitation to address revenue not expected during budget development, such as an increase of \$587,167 Other Funds from marriage tax collection; this funding is dedicated to domestic violence services. Two limited duration positions (1.26 FTE) and Federal Funds expenditure limitation reflect an increase in federal Child Abuse Prevention and Treatment Act funds; the additional resources will help families and infants affected by substance use disorders.

For rebalance overall, caseload savings and technical adjustments reduce the CW budget by \$18.2 million General Fund, which masks \$16.1 million General Fund (\$24.8 million total funds) approved to address program needs. The largest investment approved by the Committee, at \$13.8 million General Fund, is made in the Strengthening, Preserving, and Reunifying Families (SPRF) program. Objectives of this program include keeping children safely in their homes if possible, improving permanency outcomes, and reducing the length of stay in foster care. Services include alcohol and drug treatment, counseling, housing assistance, and parent training; in 2017-19 about half of SPRF spending (\$26.5 million total funds) was in the last category. When coupled with \$4.0 million in Federal Funds expenditure limitation supported by federal Family First Transition Act funds and \$2.0 million in remaining federal Title IV-E waiver dollars, the additional General Fund will set the 2019-21 program budget at about 80% of the prior biennium's level.

As background, since its creation in 2011 (SB 964) and, up until October 1, 2019, SPRF had been funded with a mix of federal dollars and state General Fund. The availability of federal resources, either accrued savings and/or waiver funding, was a core assumption of the enabling legislation. A waiver was needed because SPRF services have not been eligible for regular matching federal program funds. In 2018, the Family First Prevention Services Act (Family First) reformed federal child welfare financing streams, which led to the waiver funding for SPRF lapsing three months into the current biennium; the associated federal dollars were removed from the 2019-21 budget, which effectively eliminated half of the budget. Due to other priorities, the SPRF budget was also reduced by \$7.0 million General Fund.

While DHS did not have a specific plan for operating SPRF at any lower level of funding, during the 2019 session the agency indicated it would strive to eliminate services that were proving less effective or not meeting desired outcomes. In addition, it appeared possible that the funds remaining could be leveraged to match federal funding anticipated to be available for foster care prevention under Family First; allowing match on certain prevention activities was another element of the federal financing reforms. However, efforts to eliminate specific contracts have not proven successful and the agency's review of SPRF services concluded that very few of them would be eligible for matching federal dollars. As a result, DHS continued to operate the program as if no reductions in federal or state funding occurred.

The approved SPRF funding level will require the agency to scale back the program over the second year of the biennium. In addition, due to the use of one-time federal resources to pay for the program this biennium, the budget for 2021-23 is expected to be set at no greater than 75% of the 2019-21 total funds budget; it may need to be budgeted even lower due to anticipated General Fund constraints. The Family First Transition Act funding used for SPRF was provided by the federal government to help states transition to Family First and help pay for former waiver-funded activities during the transition timeframe. DHS has an initial \$6.1 million Federal Funds in hand; along with the \$4.0 million approved for SPRF, the Committee added \$2.1 million Federal Funds expenditure limitation for CW to start addressing transition needs. Also related to Family First is a \$4.0 million General Fund special purpose appropriation to the Emergency Board approved in HB 5026 (2019) to help increase capacity for in-home and evidence-based services; the Committee eliminated that appropriation to help balance the statewide budget.

The next largest CW investment approved by the Committee is an increase of \$2.2 million General Fund (\$3.2 million total funds) and 19 positions (17.28 FTE) tied to recommendations related to Executive Order (EO) 19-03, which was issued by the Governor on April 18, 2019. The EO established an oversight board to address the crisis in Oregon's child welfare system. A core element of the EO was procurement of a crisis management team to implement program-related directives. In late April, a contract with Alvarez & Marsal Public Sector Services (A&M) was signed to carry out this work. Over the last eight months of 2019, A&M examined several areas of the agency and the CW program, ultimately providing feedback on needed improvements. Due to General Fund budget constraints, the Committee approved a scaled-down version of the request based on the number of currently filled positions for a total of 19 positions (17.28 FTE). A second swing shift for the Oregon Child Abuse Hotline, improving response times, will be added with 13 positions (13.00 FTE) and 6 positions (4.28 FTE) will shore up CW program leadership, ensure goal and strategy alignment, and support training efforts.

The Committee approved a rate increase in the behavior rehabilitation services (BRS) program, which offers behavioral intervention, counseling, and skills-training services to children and young adults in Oregon's child welfare and juvenile justice systems. Both DHS and the Oregon Youth Authority (OYA) contract with BRS providers for a range of services in various settings. The current rate setting methodology is the result of a comprehensive BRS program review that was required under a 2014 settlement agreement reached to resolve a lawsuit filed against the state by BRS providers; rates were last increased (average increase of just over 9%) on July 1, 2019.

During the 2019 legislative session it was recognized that BRS rates and funding would likely need to be revisited during the biennium due to SB 171 (2019), which requires DHS to make program changes aligning state law and practice with the federal Family First legislation. One requirement is that residential treatment programs used by DHS (or shared by DHS and OYA) must be accredited by July 1, 2020 and meet "qualified residential treatment program" (QRTP) criteria as set out in the federal law. QRTPs have to meet more service requirements than current programs, including offering 180 days of aftercare, using only evidence-based treatment models, and providing 24-hour access to nursing services. While not all of the state's current BRS providers will choose to be accredited, the agencies' plan is for the QRTP requirements to be met by all BRS providers to uniformly improve the quality of services throughout the residential treatment system.

The Committee's addition of \$90,198 General Fund and \$1.8 million Federal Funds expenditure limitation supports higher rates tied to the QRTP requirements; the rates took effect July 1, 2020. The full amount of General Fund required to implement the rate increase is \$2.6 million,

however, the program has identified \$3.5 million in General Fund savings to put toward the BRS program needs; \$2.5 million is used to offset part of the BRS rate increase and the remaining \$1.0 million will be used to mitigate a potential BRS bed closure issue in Douglas County. The approved BRS funding package does not include requests to rebase rates on an updated Oregon Wage Index and to build a vacancy factor into the rate model that is based on half the cost of an occupied bed (using the absent day rate) and equal to 5% (eighteen days) annually. These proposed rate components were not contemplated during the 2019 session.

In recent months, due to COVID-19 pandemic costs, BRS providers also received a temporary supplemental payment that is expected to be covered by Coronavirus Relief Fund (CRF) dollars in a future budget reconciliation action. This payment was intended to help address budget challenges around increased supervision of youth not in school or losing employment, higher staffing costs to keep an adequate workforce on the job, and purchase of cleaning/protective products.

Another CRF expenditure on the horizon would cover just over \$900,000 in temporary flat fee payments made to CW contractors to retain service capacity while referrals dropped during the early months of the pandemic. The budget approved by the Committee also includes \$510,555 General Fund to help cover other emerging budget issues driven by COVID-19. An increase of \$988,823 Federal Funds expenditure limitation was also included to utilize federal CARES Act funding received for Family Violence and Prevention Services (\$440,184) and to help support child welfare services (\$548,639).

Another budget adjustment approved by the Committee is an increase of \$9.0 million in Federal Funds expenditure limitation to pass federal dollars through to the Public Defense Services Commission (PDSC). These additional federal dollars will reimburse payments made by PDSC to fund legal representation of certain children and/or parents and training for contract providers. Federal policy was revised to allow states to claim Title IV-E administrative costs (at a 50% match rate) for independent legal representation of children and their parents when (1) the children are candidates for Title IV-E foster care, or (2) the children are in foster care and the legal representation assists the subject children and parents to prepare for and participate in foster care legal proceedings, such as court hearings related to a child's removal from the home.

The Committee approved the following reductions, totaling \$2.7 million General Fund:

- Eliminate Foster Parent Night Out for the remainder of the biennium (\$168,780 General Fund)
- Use Other Funds ending balance for the domestic violence program (\$443,724 General Fund; shift to Other Funds so not a true cut)
- Reduce district level training and travel expenditures (\$2.1 million General Fund)

These are one-time reductions and should be reevaluated for ongoing or adjusted reductions during the 2021 legislative session.

Vocational Rehabilitation

The budget approved by the Committee for Vocational Rehabilitation (VR) reflects a decrease of \$80,625 Other Funds expenditure limitation, and an increase of \$15.2 million Federal Funds expenditure limitation; no changes are made to General Fund, position counts, or FTE.

The fall 2019 forecast projects the 2019-21 VR caseload to be about 0.5%, or 51 clients, higher than the spring estimate. More recent program activity shows declining levels of client participation directly attributable to the pandemic. Similar to other DHS programs, VR temporarily restructured some program payments to offset revenue lost by providers due to seeing fewer clients; this action did not require any budget adjustments. The program's Committee-approved rebalance accounts for a recent award of \$15.0 million in federal reallocation dollars by adding \$15.0 million in Federal Funds expenditure limitation. The rebalance also includes technical adjustments and transfers.

For reductions, the Committee approved a fund shift, reducing General Fund by \$2.4 million and increasing Federal Funds expenditure limitation by \$2.4 million. Depending on caseload and workload demands, the program may have some challenges in avoiding activation of the Order of Selection (priority wait list) and in meeting maintenance of effort requirements over the remainder of the biennium.

Aging and People with Disabilities

Committee budget adjustments for the Aging and People with Disabilities (APD) program reflect a decrease of \$99.6 million General Fund, a decrease of \$2.0 million Other Funds expenditure limitation, an increase of \$21.8 million Federal Funds expenditure limitation, and a net decrease of 24 positions (11.13 FTE). The large General Fund decrease is primarily due to using an additional \$87 million Federal Funds projected to be received this calendar year under the temporary 6.2% enhanced FMAP change to offset General Fund. As noted earlier, a special purpose appropriation is also being established to help address potential risks around FMAP estimates, costs, and caseload assumptions.

The January 2020 rebalance adjustments approved in the budget are based on a projection that overall long term care caseloads in 2019-21 would be 2% higher than originally anticipated; this is driving a rebalance need of \$12.5 million General Fund (\$39.6 million total funds). Costs are partially offset by \$5.2 million in reduced General Fund need; during budget development a subset of clients were double counted. In addition, while a full DHS budget status update based on the fall 2020 forecast will not be available until late fall, expenditure data from early in calendar year 2020 indicates savings in nursing facility caseloads over the first few months of the year; \$5.1 million General Fund in savings is included in the budget to offset a corresponding loss of \$5.3 million in nursing facility assessment (provider tax) revenue.

Early data indicate the COVID-19 pandemic appears to be slowing down entries into the long term care system as well as transfers between care settings. Some clients that might otherwise be served in a regular nursing facility or in-home have been cared for in dedicated COVID-19 beds, under a short term program paid for with CRF dollars. Restrictions on elective surgeries early in the pandemic have also likely affected care utilization. More information on consumer behavior and the pandemic's potentially more lasting effects on the long term care system may also be available prior to the next budget rebalance.

The approved rebalance plan also includes an additional \$3.4 million General Fund to resolve the federal funding gap created by an FMAP adjustment that took place prior to COVID-19. A new program cost covered in the plan is \$55,000 General Fund (\$122,400 total funds) to

provide 25 vehicles for APD staff, primarily driven by new field positions approved in the 2019-21 legislatively adopted budget. Another change is a housekeeping adjustment (decrease of \$641,281 General Fund) to correct the amount of budget savings tied to the elimination of evidence-based health contracts in the 2019-21 adopted budget. Position transfers related to systems development and support work drive a net increase of one position (1.37 FTE). Other technical adjustments primarily involve the movement of position-related costs for rent, state government service charges, and other enterprise costs to SAEC where these charges are booked; this is standard post-session clean up.

The APD budget is also affected by collective bargaining for non-state workers. The Committee approved \$1.7 million General Fund and \$3.2 million Federal Funds expenditure limitation to help cover wage increases for home care workers and support an adjustment to offset wages forgone as these workers start to contribute 5% of their salaries to the Oregon Saves retirement program beginning July 1, 2020. As of that date, a worker's hourly rate for standard levels of care will be \$15.77 per hour. These funds augment an allocation from a \$20.0 million General Fund special purpose appropriation created for non-state employee compensation that was made by the Emergency Board on April 23, 2020.

The Committee approved a portion of the agency's January 2020 position request tied to risk mitigation, adding \$301,559 General Fund (\$567,907 total funds) and 7 positions (3.50 FTE). The positions will support the Provider Time Capture (PTC) project, which is an information technology project redesigned after it was initially started to meet federal requirements around electronic visit verification for Medicaid personal care and in-home services provided by home care workers. The number of PTC positions approved is lower than the 13 positions (13.00 FTE) requested and are also authorized later in the biennium. The PTC project has a mandatory January 1, 2021 start date and DHS requested extra resources to ensure the program is implemented on time and to avoid a potential loss of federal funding due to non-compliance.

Along with enhanced FMAP funding, APD has received federal funding due to the COVID-19 pandemic through both the Families First Coronavirus Response Act and the CARES Act, primarily additions to existing Older Americans Act (OAA) funding streams:

- Congregate meals - \$1,068,162;
- Home delivered meals - \$2,136,324;
- Family caregiver support - \$1,314,232;
- Nutrition services - \$6,408,972;
- Supportive services - \$2,670,405; and
- Ombudsman program - \$267,041.

For this last program, DHS requested only \$221,000 of Federal Funds expenditure limitation as it is pass-through funding for the Long Term Care Ombudsman, which plans to reserve a portion of the dollars for next biennium. In addition, APD received funding in the amount of \$750,000 from the Coronavirus Preparedness and Response Supplemental Appropriations Act for the Aging and Disability Resource Center network to help deliver services during the pandemic. The Committee approved a total of \$14.6 million Federal Funds expenditure limitation to support spending these additional resources; state matching funds are not required.

Another budget change related to crisis funding from the federal government swaps \$3.4 million General Fund for the same amount of CRF funding (a shift from General Fund to Other Funds). General Fund was allocated to DHS by the Emergency Board at its April 23, 2020 meeting to help protect clients in long term care settings by helping providers pay for COVID-19 proactive testing and specialized training for workers. The use of federal CRF dollars, instead of General Fund preserves state funding for other uses or needs not allowable for CRF; these funds are governed by criteria set out under the CARES Act and federal guidance. There are other APD initiatives, such as the dedicated COVID-19 beds and temporary rate increases or other payments to help providers deal with pandemic challenges that have already been, or are expected to be, approved for funding from the CRF. These federal dollars are budgeted as Other Funds as they are passed through to agencies from the Department of Administrative Services.

The Committee approved the following reductions, totaling \$20.0 million General Fund (\$50.8 million total funds):

- Capture projected program savings based on current budget estimates (\$12.0 million General Fund)
- Curtail anxiety and depression programs delivered by Area Agencies on Aging (AAA) and Centers for Independent Living for the remainder of the biennium (\$1.4 million General Fund)
- Reduce design budget by 5% (\$1.5 million General Fund)
- Reduce support for Older Americans Act program activities over the remainder of the biennium (\$1.1 million General Fund)
- Reduce 2019 agency field staff enhancement package by 50% (\$2.0 million General Fund/32 positions/16.00 FTE)
- Reduce 2019 AAA field staff enhancement package by 50% (\$2.1 million General Fund/approximately 39 positions)

These are one-time reductions; however, they should be reevaluated for ongoing or adjusted reductions during the 2021 legislative session. In particular, while the APD and AAA field positions will have already been built into the 2021-23 current service level due to timing, considering them for permanent reductions may help alleviate potential layoffs elsewhere in the agency since the positions should be vacant.

Intellectual and Developmental Disabilities

Budget adjustments made by the Committee for the Intellectual and Developmental Disabilities (IDD) program reflect a decrease of \$76.0 million General Fund and an increase of \$121.5 million Federal Funds expenditure limitation; no changes were made to positions. The large General Fund decrease is primarily due to using an additional \$88.0 million Federal Funds, projected to be received this calendar year under the temporary 6.2% enhanced FMAP change, to offset General Fund. As noted earlier, a special purpose appropriation is also being established to help address potential risks around FMAP estimates, costs, and caseload assumptions.

As a reminder, rebalance adjustments are based on a frozen fall 2019 caseload forecast for program services that was 2.5% higher than the previous estimate, which is an increase of 506 clients over the 2019-21 biennium. Program caseloads had been trending fairly flat, but actuals began ticking upward soon after the spring 2019 forecast was finalized. Growth occurred primarily in the in-home support services caseloads for both children and adults. The rebalance-related budget impact is an increase of \$15.9 million General Fund (\$47.3 million total funds). Other approved rebalance adjustments include \$3.1 million General Fund to resolve the federal funding gap created by the lower pre-pandemic FMAP, along with technical adjustments, transfers, and post-session clean up actions.

The spring 2020 caseload forecast generally continued to track with fall 2019 data, but that data does not capture any changes due to physical distancing requirements of the economic effects of a global pandemic. Associated changes in public policy, behavior, and economics due to the current crisis will be accounted for in subsequent forecasts. Similar to other programs, IDD has implemented temporary rate increases and other actions to help providers, workers, and clients during the pandemic. Providers of day and employment services have been especially hit hard by the pandemic as they were shut down to help avoid exposure to COVID-19. The Committee approved \$6.4 million General Fund (\$17.4 million total funds) to cover sustainability payments for these providers until at least mid-September; the federal government has also agreed to increase its match to 75% for a 3-month period. Some of the costs related to pandemic-driven actions have already been, or are expected to be, approved for funding from the CRF. These federal dollars are budgeted as Other Funds as they are passed through to agencies from the Department of Administrative Services.

The IDD budget is also affected by collective bargaining for non-state workers. The Committee approved \$1.1 million General Fund and \$2.2 million Federal Funds expenditure limitation to help cover wage increases for personal support care workers and an adjustment to offset wages forgone as these workers start to contribute 5% of their salaries to the Oregon Saves retirement program beginning July 1, 2020. As of that date, a worker's hourly rate for standard levels of care will be \$15.77 per hour. For adult foster homes serving IDD clients, the Committee added \$360,773 General Fund and \$705,585 Federal Funds expenditure limitation to help pay for a 7.15% rate increase effective July 1, 2020. These funds augment an allocation from a \$20.0 million General Fund special purpose appropriation created for non-state employee compensation that was made by the Emergency Board on April 23, 2020.

The Committee approved the following reductions, totaling \$14.9 million General Fund (\$8.6 million total funds):

- Use Federal Funds for systems operations and maintenance (\$2.5 million General Fund; shift to Federal Funds)

- Reduce unneeded biennial settlement fund balance (\$4.0 million General Fund)
- Eliminate funding for statewide case management system (\$2.3 million General Fund)
- Reduce number of new host homes from 140 to 30 (\$3.7 million General Fund)
- Eliminate housing emergency repairs for former Community Integration Program homes (\$421,573 General Fund)
- Phase out Family to Family Networks over the remainder of the biennium (\$417,372 General Fund)
- Eliminate temporary staffing services (\$102,000 General Fund)
- Limit relief care to seven days for remainder of biennium (\$1.5 million General Fund)

With the exception of Family to Family Networks, these reductions are anticipated to be one-time; however, they should all be reevaluated for ongoing or adjusted reductions during the 2021 legislative session. In particular, the first two items on the list are built into the 2021-23 current service level and are likely candidates for carrying forward. Note that \$250,000 General Fund of the originally proposed reduction amount for the Family to Family Networks was added back; this change is designed to provide resources to more carefully phase the program out over the last few months of the biennium, while fully eliminating it for the 2021-23 biennium.

Regarding family supports, the Committee set aside a potential program reduction and added \$59,962 General Fund to bring the budget up to \$600,000 for the last half of the biennium.

Central Services

For Central Services, the Committee approved a budget increase of \$1.4 million General Fund, an increase of \$114,024 Other Funds expenditure limitation, and an increase of \$534,905 Federal Funds expenditure limitation; positions were increased by 37 (20.60 FTE).

Approved rebalance changes for this program are driven by a reorganization of human resources (HR) functions in both DHS and OHA. When the two agencies split in 2009, each agency was allocated some HR staff, but certain activities were housed in DHS under Shared Services. Since the 2019 legislative session, the two agencies have agreed that some of the shared functions might perform better if they were allowed to focus solely on one agency's needs. After several months of discussion, it was determined that OHA would receive 9 positions, or just under one-third of the HR positions based on cost allocation statistics, and DHS would retain 23 positions (11.04 FTE). The rebalance moves the 23 positions from Shared Services to the Central Services' HR unit; along with the positions comes \$1.7 million General Fund (\$2.2 million total funds). The rebalance also includes position transfers related to systems development, human resources, and research efforts that net out to an increase of 2 positions (1.38 FTE).

As discussed under the Child Welfare narrative previously, an external contractor, Alvarez & Marsal Public Sector Services (A&M), examined several areas of the agency and provided feedback on needed improvements. For Central Services, the Committee approved \$930,640 General Fund (\$1.8 million total funds) and 14 positions (9.56 FTE); this is only a subset of the positions recommended by A&M:

- 2 positions (1.26 FTE) to handle responsibilities related to litigation and support a team dedicated to receiving and responding to an average of 500 public records requests each month;
- 9 positions (5.64 FTE) in human resources to cover recruitment workload demands; lead and direct DHS Workday implementation; align classification, compensation, and safety work with legal requirements; address the wellbeing of employees through risk management; and support leadership decision-making related to the Americans with Disabilities Act; and
- 3 positions (2.63 FTE) to create a team within the Office of Reporting, Research, Analytics, and Implementation to focus on child welfare reports, data, and a dashboard in alignment with A&M's work.

For reductions, the Committee approved a decrease of \$1.2 million General Fund (\$1.9 million total funds) to be achieved through reducing travel, office supplies, professional services, legal services utilization, training, holding positions vacant, and limiting overtime. These are one-time reductions; however, they should be reevaluated for ongoing or adjusted reductions during the 2021 legislative session.

Shared Services

The budget approved by the Committee for Shared Services is a net decrease of \$1.3 million Other Funds expenditure limitation and a net decrease of 12 positions (6.37 FTE). The most significant rebalance-related adjustment is a reduction of \$3.2 million and 30 positions (13.80 FTE) for the human resources reorganization approved for DHS and OHA. Also included are technical adjustments, transfers, and position adjustments; the latter action repurposes three vacant positions to address workload in contracts and publication services.

For the Office of Training, Investigations, and Safety (OTIS), the Committee approved adjustments related to SB 155 (2019). That bill made DHS responsible for handling reports of third party child abuse; however, the resources for this work provided under that measure do not appear to be adequate for addressing the volume of reports anticipated. With approval of SB 1605 (2020 1st Special Session), which provided flexibility to close at screening certain types of these reports, the program can be implemented gradually and provides time for the agency to gain actual experience with these new investigations toward helping inform policy and resource needs. The Committee approved \$1.6 million Other Funds expenditure limitation and 17 positions (6.46 FTE) to scale up work on these investigations; there is a related General Fund increase in SAEC.

For reductions, General Fund savings associated with holding Shared Services positions vacant and limiting other expenditures are captured in the shared services funding line within the SAEC budget. These are one-time reductions; however, they should be reevaluated for ongoing or adjusted reductions during the 2021 legislative session.

State Assessments and Enterprise-wide Costs

The Committee approved, for State Assessments and Enterprise-wide Costs (SAEC), a net decrease of \$832,493 General Fund, an increase of \$94,418 Other Funds expenditure limitation, and a net decrease of \$11.9 million Federal Funds expenditure limitation; no changes were made to positions or FTE as these are not budgeted within this program unit. Rebalance-related actions account for an increase embedded in these numbers: an increase of \$8.2 million General Fund (\$11.8 million total funds) is primarily tied to agency wide technical adjustments moving

enterprise costs (state government service charge, facilities rent, computer replacements, etc.) to SAEC for new positions added in the 2019-21 adopted budget; this is standard post-session budget adjustment activity.

New positions approved by the Committee for OTIS (Shared Services) drive an increase of \$1.8 million General Fund in the shared services funding line; there is currently no federal funding source that can be used to help fund these investigative activities. A decrease of \$1,363,570 General Fund tied to debt service savings is also accounted for in the updated SAEC budget.

The Committee approved the following reductions, totaling \$12.3 million General Fund (\$27.7 million total funds):

- Lower utilization of usage-based DAS data center services (\$3.6 million General Fund)
- Reduce funding for computer life cycle replacement and repair (\$2.2 million General Fund)
- Reduce telecommunications budget (\$183,533 General Fund)
- Reduction tied to DHS Shared Services limiting expenditures and holding positions vacant (\$2.2 million General Fund)
- Reduction tied to OHA Shared Services limiting expenditures and holding positions vacant (\$2.6 million General Fund)

These are one-time reductions and should be reevaluated for ongoing or adjusted reductions during the 2021 legislative session.

Long-Term Care Ombudsman

In April, the Long Term Care Ombudsman (LTCO) received a federal award in the amount of \$267,041 from the Administration for Community Living (ACL) through the CARES Act. These funds, which do not require state matching dollars, are available for use through September 2021 for activities in response to COVID-19. Per ACL guidance, the money should be used to expand the virtual presence of Ombudsmen in facilities, as well as continue to promote the health, safety, and welfare of residents. The agency's spending plan includes outreach through a variety of channels (mail, television, internet), iPads to support face to face virtual communication, other technology needed to support remote work, personal protective equipment, and legal assistance to help address residents' rights issues. The Committee approved an increase of \$221,000 Other Funds expenditure limitation; the remainder of the award is reserved for use early in the 2021-23 biennium.

Approved budget reductions include one-time actions totaling \$440,818 General Fund; these consist mostly of limiting services and supplies expenditures and capturing underutilized unemployment assessment dollars. Decreases in group volunteer training and public guardianship contracts are also part of the plan: while the latter change may restrict capacity over normal caseload levels, it is not expected to have an enduring programmatic impact. Staffing levels for all programs within the Office of the Long Term Care Ombudsman are maintained, including three new deputy ombudsman positions that were approved in HB 3413 (2019).

Psychiatric Security Review Board

As part of the rebalancing of the state budget, the Psychiatric Security Review Board budget includes a General Fund reduction of \$100,000. The agency will achieve this reduction by limiting spending on services and supplies and through vacancy savings.

JUDICIAL BRANCH

Oregon Judicial Department

The Committee approved one-time General Fund reductions totaling \$11,100,000 to balance the state budget. This includes vacancy savings, operational savings resulting from court employee furlough days, and COVID-related restrictions, such as savings from reduced jury trials. Also included is a \$900,000 General Fund reduction in funding for law libraries.

Additionally, Other Funds expenditure limitation of \$2,450,000 was approved to address higher than budgeted expenses related to support of the specialty court system, the Public Defense Services Commission, and the Multnomah Legal Resources Center. This limitation increase also covers a CARES Act grant award of \$142,050 that the Judicial Department received from the Criminal Justice Commission to assist with coronavirus related expenses.

A reduction of \$104.6 million expenditure limitation was made to the Oregon Courthouse Capital Construction and Improvement Fund related to courthouse projects in Lane and Linn counties. These projects will not have the matching funds required to be included in a bond sale during the current biennium.

Public Defense Services Commission

Other Funds expenditure limitation of \$9.0 million was approved for the Public Defense Services Commission for legal representation of parents and children involved in foster care. The adjustment reflects the availability of Title IV-E Federal Funds as reimbursement for state expenses.

The Committee approved a one-time increase of \$200,000 General Fund for training public defense attorneys participating in the Parent Child Representation (PCR) program now operational in Clatsop, Deschutes, Douglas, Malheur, and Multnomah counties.

A shift of \$4.5 million General Fund to \$4.5 million Other Funds was approved, to reflect the availability of federal reimbursements for state costs in foster care dependency cases. This amount rolls up to a reduction of \$9.0 million General Fund in 2021-23.

One-time General Fund reductions totaling \$1,896,812 reflect administrative savings taken to balance the state budget.

LEGISLATIVE BRANCH

Legislative Administration Committee

An Other Funds expenditure limitation increase of \$600,000 for the Legislative Administration Committee is included for further work related to the Oregon Capitol History Gateway. This work is for the Welcome Center Space Design, Exhibit Design, Fabrication and Installation Project, and will serve as part of the visitor experience. Design concept elements include an interactive map of Oregon that provides users with information on where they can go to learn more about Oregon's history, an interactive station where visitors can plan their Capitol visit and find out more about events, and an interactive wall focusing on places visitors can go to learn about cultural groups and Oregon's tribes.

Funding is included in the amount of \$266,778 General Fund for debt service costs, \$1,350,000 General Fund for non-bondable project costs, and \$910,000 Other Funds for the cost of issuing \$68,050,000 in Article XI-Q bonds to finance further capital improvements to the State Capitol Building, including seismic upgrades to the House and Senate wings, Legislative Counsel and Legislative Fiscal Office renovations, seismic and other upgrades to the parking garage connectors, accessibility improvements to the South entrance, restoration of the Capitol grounds, and other improvements and upgrades to the building.

A one-time reduction of \$3.1 million General Fund from the Legislative Administration Committee is included. The reduction is from savings from carryforward funds and is not anticipated to affect program, service, or staffing levels.

NATURAL RESOURCES

Department of Agriculture

The Committee approved an increase of \$1,139,000 Other Funds expenditure limitation and authorized the establishment of two permanent, full-time positions (0.84 FTE) to address increasing workload in the Department's Hemp Program. The rapid growth of the program, especially after passage of the 2018 Federal Farm Bill that reclassified industrial hemp as a legal commercial product, has increased the workload beyond the Department's internal capacity. The two new positions will be used primarily for inspection and enforcement work around registration compliance, sampling and testing requirements, and technical assistance to growers and handlers.

A one-time reduction of \$2,522,474 General Fund reflects vacancy savings, fund shifts, and other administrative reductions across different program areas. In the Administration and Support Services Program, the General Fund reduction totals \$399,445 and includes vacancy savings and one-time fund shifts to Other Funds totaling \$299,445. As part of the fund shift to Other Funds, \$100,000 is being moved across program areas from Administration to Natural Resources to provide additional resources to the Hemp Program. The General Fund reduction to the Food Safety Policy Area totals \$866,785 and includes the elimination of one-time funding that was provided in 2019 for laboratory equipment replacement (\$600,000) and increased predator control funding (\$200,000), along with fund shifts to the shellfish program and animal health program. Additionally, there are reductions to the funding that was provided in HB 2574 (2019) related to shellfish mariculture outreach and

education (\$163,049) and funding provided in SB 883 (2019) for the regulation of animal shelters (\$166,414). The animal shelter program is anticipated to be funded through registration fee revenue beginning in the 2021-23 biennium.

The Department's Natural Resources Policy Area has \$622,570 in General Fund reductions, including vacancy savings in the Natural Resources Program (\$83,849) and the Confined Animal Feeding Operations program (\$116,897) and fund shifts to Other Funds for the Insect Pest Prevention and Management program (\$92,234) and a fund shift to Federal Funds for the Noxious Weed Control Program (\$50,000). There is also a reduction to the General Fund provided in HB 2437 (2019) related to removal-fill of \$21,339 to reflect vacancy savings. Finally, the one-time General Fund for the Oregon Invasive Species Council that was provided in 2019 has been eliminated (\$280,000).

The Market Access Policy Area has reductions of \$282,872 General Fund, which includes vacancy savings, reductions to trade missions, and a small fund shift to Other Funds in the Certifications program. Additionally, the funding for Farm-to-School technical grants that had been provided through the Department of Education in HB 2579 (2019) has been reduced from \$500,000 to \$250,000, and the administrative costs of \$50,000 associated with the program have been shifted from General Fund to Other Funds.

Department of Energy

The Committee approved an increase of \$41,992 Other Funds expenditure limitation to correct a Position Information Control System (PICS) programming error for the two Northwest Power and Conservation Council positions located in the Department of Energy's budget.

Additionally, the Committee approved an increase of \$1,075,258 Federal Funds expenditure limitation to use grant funds from the U.S. Department of Defense related to the siting of potential renewable energy development projects. These funds will be used to produce a Renewable Energy Siting Assessment Report and Mapping Tool that will inform energy developers, utilities, local governments, and military entities with the goal of mitigating conflicts between potential renewable energy development and the needs of military assets in training.

The Committee approved a one-time reduction of \$60,000 General Fund from the administrative costs related to the Rooftop Solar Incentive program created in HB 2618 (2019). Additionally, the Department is expected to shift \$120,000 of anticipated rebates from the "non-income qualified" category to the "low- and moderate-income qualified" category. Originally the program had anticipated having \$750,000 available for both categories; however, with this shift, the "non-income qualified" category will be reduced to \$630,000 and the "low- and moderate-income qualified" category will be increased to \$870,000.

Department of Environmental Quality

A one-time reduction of \$4,315,384 General Fund reflects vacancy savings, fund shifts, and other administrative reductions across the Department. For the Air Quality Division, the one-time General Fund reduction totals \$2,090,834 and includes vacancy savings from the Air Contaminate Discharge Permit program (\$319,840), Air Quality program laboratory positions (\$477,340), the Clean Diesel program (\$34,656), and the Cleaner Air Oregon program (\$444,638). The Cleaner Air Oregon program also has a one-time fund shift of \$100,000 from General Fund to Other Funds. Additionally, there is a \$714,360 reduction to services and supplies costs across the Air Quality programs, including a \$483,113 reduction from the General Fund provided by the March 2020 Emergency Board for efforts to reduce greenhouse gas emissions.

In the Water Quality Division, the total one-time General Fund reduction is \$1,972,987 and includes vacancy savings from the laboratory (\$60,630) and across multiple water quality programs (\$1,320,194), as well as services and supplies reductions of \$424,078. Additionally, there is a one-time fund shift of \$168,085 from General Fund to Other Funds for existing positions to adjust work within the program. For the Land Quality division, the one-time General Fund reduction includes \$111,872 to services and supplies and a fund shift of \$56,204 to Other Funds for a Regional Solutions position. Finally, the Agency Management Division has an \$83,487 General Fund reduction as a result of vacancy savings from the Internal Auditor position provided in the 2019 budget.

Department of Fish and Wildlife

To correct an amount that was added in error to the Department's Major Construction and Acquisition budget in SB 5510 (2019), the Committee approved a decrease of \$257,448 Other Funds expenditure limitation. The Department had requested position authority related to \$10.0 million in capital construction expenditure limitation from Article XI-Q bonds approved in 2017, to be used for deferred maintenance needs at their various facilities. While the position authority was provided in SB 5510, the limitation was not necessary since capital construction projects receive six-year limitation.

A one-time reduction of \$3,870,063 General Fund reflects vacancy savings, fund shifts, and other administrative reductions across the Department. In the Fish Division, the General Fund reduction totals \$1,569,626 and includes vacancy savings across multiple programs and a reduction in FTE from 0.75 to 0.50 of an administrative support position in the screens and passage program. The reductions in the Fish Division also include one-time fund shifts to Other Funds totaling \$35,721 and Federal Funds totaling \$213,744. Further, \$160,000 General Fund and the limited duration position (1.00 FTE) that was provided in HB 2574 (2019) for shellfish mariculture work has been eliminated. Finally, there is a reduction of \$150,669 from the Department's Emergency Hatchery Maintenance Funding.

For the Wildlife Division, the total General Fund reduction is \$577,021 and includes vacancy savings and a fund shift of three positions in the Wolf Program to Federal Funds, totaling \$204,350. Additional reductions include elimination of one-time General Fund for additional predator control funding that was provided in the 2019 budget (\$200,000) and \$17,207 in accrued vacancy savings from funding provided in HB 2437 (2019) related to removal-fill.

Finally, one-time General Fund reductions are taken from monies provided to the Department in 2019 for an anti-poaching campaign. This includes \$276,094 from accrued vacancy savings and also reduces services and supplies costs related to additional Oregon State Police wildlife enforcement. All five of the wildlife enforcement positions provided in 2019 as part of this package are retained and are currently filled. Additionally, \$1,296,653 from the anti-poaching campaign that was anticipated to be used for a broad media outreach campaign and to fund Department of Justice assistance to local District Attorney's with poaching prosecutions has been eliminated. The Public Affairs position within the program is retained.

Department of Forestry

A one-time increase of \$10,383,896 General Fund in the Department of Forestry (ODF), Fire Protection Division was approved for the payment of emergency firefighting costs associated with the 2019 forest fire season (\$9,629,300) and interest expense (\$754,596).

The Committee approved a one-time increase of \$700,000 General Fund for the Department to reimburse the Department of Administrative Services for the cost of contracted consulting services. The consultant was hired to review operational issues related to the processing and collection of accounts receivable at ODF, to assist the agency in its processing and collection of accounts receivables, and to make recommendations for changes to the agency and its processes to ensure the agency can adequately and efficiently account for and collect receivables and provide accurate cash-flow estimates.

Multiple General Fund reductions were approved in several divisions of the Department. Due to statutory requirements that limit the amount of funding from Other Fund sources such as landowner per-acre assessments and harvest tax proceeds to a percentage of General Fund expenditures, a reduction in General Fund in the operating divisions often results in a required, corresponding reduction in Other Funds. In some cases, the use of the General Fund is outside of the standard funding ratio and therefore does not have a corresponding Other Funds reduction.

Agency Administration General Fund reductions total \$358,925 for the Federal Forest Health program. There is not a required Other Funds reduction in this program. This amount reflects vacancy savings from the delay in hiring a program lead position and a reduction of seasonal workers (0.75 FTE), reductions in federal cost-share contract payments, reduced indirect technical assistance, reduced grant funding, and savings in administrative costs.

The Agency Administration Division is predominately funded through a pro-rata charge to the other operating divisions. Those revenues are spent as Other Funds by the Agency Administration Division regardless of the original source of funds. General Fund reductions to Agency Administration cost allocations in the Fire Protection and Private Forests Divisions result in a \$1,294,103 Other Funds reduction in the Agency Administration Division, including the Equipment Pool program. This reduction is shown through an increase in vacancy savings in the Division.

Approved budget reductions for the Fire Protection Division total \$4,788,536 General Fund and \$971,548 Other Funds. Specific reductions are:

- A \$1,122,250 decrease in General Fund support for Agency Administration costs allocated to the Fire Protection division. There is no private landowner funding support for Agency Administration costs and, therefore, no reduction in Other Funds corresponding to this reduction. This item does not directly impact the Fire Protection Division, but, as noted above, results in increased vacancy savings in the Agency Administration Division.
- A shift of \$175,000 General Fund and \$100,000 Other Funds to Federal Funds because additional federal grant funding capacity has been identified.
- Increased vacancy savings of \$192,422 General Fund and \$316,534 Other Funds (1.08 FTE).
- Temporary position reductions and other personal services adjustments of \$88,937 General Fund and \$201,385 Other funds (0.50 FTE).
- Temporary delays in equipment purchases, equipment maintenance, and facility improvements, \$699,420 General Fund and \$1,262,626 Other Funds.
- Contracted services and other services and supplies expenditure reductions of \$562,334 General Fund and \$973,698 Other Funds.

Approved reductions for the Private Forests division total \$1,385,040 General Fund, \$672,474 Other Funds, and \$57,844 Federal Funds. Specific reductions are:

- Vacancy savings and temporary position reductions totaling \$268,187 General Fund, \$122,474 Other Funds, and \$57,844 Federal Funds (2.10 FTE).
- Reduction in base budget expenditures for Sudden Oak Death treatments of \$70,000 General Fund.
- General expenditure reductions in program services and supplies of \$375,000 General Fund and \$350,000 Other Funds.
- A \$671,853 decrease in General Fund support for Agency Administration Division costs allocated to the Private Forests Division. This reduction includes the elimination of \$500,000 General Fund that was erroneously budgeted in the program. The remaining \$171,853 reduction is shown in the Agency Administration Division as vacancy savings.

The Committee approved a \$195,000 General Fund reduction to an appropriation made to the State Forests Division for the purchase of an approximately 160-acre timber tract adjacent to the Willamette National Forest Opal Creek Scenic Recreation Area and Santiam State Forest, for addition to the Santiam State Forest. It is unlikely that the purchase of the subject property will be completed this biennium and the reduction effectively eliminates the funding allocated for this purpose.

Department of Land Conservation and Development

The Committee approved a \$289,301 General Fund reduction in local planning grant funding. Additional reductions to the agency's Planning Program totaling \$965,643 General Fund were approved, and include:

- \$170,379 in increased vacancy savings resulting in a reduction of 1.04 FTE
- \$531,055 in staffing reductions that eliminate a limited-duration legislative coordinator position, reduce a database administrator position and a natural resource specialist to half-time, and eliminate a dedicated Measure 49 specialist and a communications specialist position (3 positions, 2.34 FTE)
- \$214,209 in reductions to services and supplies

Two bills were passed during the 2019 legislative session dealing with local housing needs. HB 2001 dealt with planning for, and the allowance to, develop "middle" housing on lands zoned for single family residential housing. HB 2003 addressed regional housing needs. Both of the bills provided funding for technical assistance grants to local planning units and also provided operational funding to the Department. A reduction of \$115,000 General Fund for the local technical grant funding provided in HB 2003 was approved. An additional \$1,115,000 General Fund reduction was approved that removed the uncommitted, excess funding for local technical grants provided by HB 2001. Also eliminated was uncommitted operational funding for the implementation of both bills totaling \$396,368 General Fund. This amount included a reduction in budgeted staff support of 0.16 FTE.

The committee approved a reduction of \$17,000 General Fund in uncommitted funding for implementation of the provisions of HB 2574 (2019) dealing with shellfish mariculture in Oregon.

A reduction in the budgetary placeholder funding for reimbursements due to Ballot Measure 56 notices to landowner by cities or counties of \$50,000 was approved by the Committee. These funds are typically included in the agency's budget as an acknowledgement of possible costs of notification reimbursements even if no costs are anticipated. The removal of these funds may require the agency to request funding from the Emergency Board should a change in law or property use require notices to be distributed.

Land Use Board of Appeals

An increase of \$59,980 in the General Fund appropriation to the Land Use Board of Appeals was approved to allow the agency to migrate contracted administrative functions from their current service provider, the Department of State Lands, to the shared client services program at the Department of Administrative Services.

Department of Parks and Recreation

A Federal Funds expenditure limitation increase of \$665,000 for the Department of Parks and Recreation was approved by the Committee to allow the agency to spend federal grant funds received from the National Parks Service. The funds will be used to provide sub-grants to eligible entities for the rehabilitation of historic theaters that are primarily in rural communities.

In addition to technical adjustments discussed elsewhere in this report, a technical adjustment was included for the Department to move expenditure limitation for Attorney General costs between budgetary programs with a net zero impact on the agency's overall budget.

Department of State Lands

A technical adjustment was approved to provide \$86,953 of Other Funds expenditure limitation from the Submerged Lands Enhancement Fund. The expenditure limitation from the fund allows the Department to spend remaining grant funds. Grant funds are required to be used on projects that enhance state-owned submerged and submersible lands, including removal and disposal of abandoned or derelict structures, marine debris, and vessels; or activities to improve water quality, watershed enhancement, and fish and wildlife habitat. A corresponding reduction in the Other Funds expenditure limitation from the Common School Fund results in a net zero change to the agency's overall Other Funds expenditure limitation.

The Committee approved an increase in Federal Funds expenditure limitation of \$478,286 for the Department to spend federal grant awards from the U.S. Environmental Protection Agency. Grant funding supports ongoing wetlands program development, funding for multipurpose state assistance, and preliminary program development for the eventual assumption of permitting authority under section 404 of the Federal Clean Water Act.

An Other Funds expenditure limitation increase of \$186,592 and the establishment of a permanent, full-time natural resource specialist position (0.63 FTE) was approved for the Department to provide for enforcement activities related to abandoned and derelict vessels and camping on state owned lands and waterways.

An additional increase in Other Funds expenditure limitation of \$58,992 and the elimination of an Executive Support Specialist position (1.00 FTE) was approved for the Department to reclassify nine positions, including the upward reclassification of seven managerial positions.

Technical adjustments that were approved by the Committee include a correction in the position title for a position that was authorized for the South Slough National Estuarine Research Reserve (SSNERR). The corrected position title is changed to a Training and Development Specialist 1 from a Natural Resource Specialist 1. There is no change to the amount budgeted for the position.

An increase in Federal Funds expenditure limitation of \$210,000 was approved for National Oceanic and Atmospheric Administration grants awarded for land acquisition and trail improvements at the South Slough National Estuarian Research Reserve. The funding will be used to purchase a property adjacent to the reserve and to replace trail system facilities.

Water Resources Department

An increase in the Federal Funds expenditure limitation for the Water Resources Department of \$260,484, and the authorization to establish a limited-duration position (0.88 FTE) was approved by the Committee to allow the expenditure of a grant award from the Federal Emergency Management Agency. The Department intends to use the federal funding, in combination with state matching funds of \$140,261, for five specific tasks: a written summary of the status of high-hazard potential dams in Oregon; the completion of the comprehensive risk-of-failure assessment protocol; the application of the risk-of-failure protocol to the sixteen identified high-hazard potential dams in Oregon; the completion of formal loss estimates; and, the development of floodplain management plans for communities in dam breach inundation areas.

The Committee approved \$125,000 General Fund for the Department to migrate information technology hardware and services to the state data center. The agency's current network and server resources are beyond their useful life and have resulted in service interruptions. The funding will support moving networking equipment, network operations, and database hosting. Additional work will be completed in the upcoming biennium as the project continues through the planned phases of the transition.

General Fund reductions of \$2,307,924 in multiple agency divisions were approved to help balance the state General Fund budget. Accrued and anticipated vacancy savings include:

- \$419,529 in the Director's Office, from delay in filling a position associated with a second groundwater basin study team, and a delay in hiring the remaining four positions in the Technical Services Division
- \$723,251 in the Field Services Division
- \$333,305 in the Water Rights Servicing Division and
- \$831,839 in the Technical Services Division, including a delay in hiring four positions associated with a second groundwater basin study team. Although the hiring of the positions is delayed, additional funding that was provided to the agency this biennium included federal cost-share funds and funding for additional monitoring and test wells. This funding combined with existing agency resources allows the agency to move forward with expanding basin studies in spite of the hiring delay.

In addition to the delay in hiring the groundwater positions, the associated position-related services and supplies was reduced by \$121,262 General Fund in the Technical Services Division.

Two grant programs in the Administrative Services Division had reductions approved by the committee. Feasibility study grants were reduced by \$422,467 General Fund, eliminating the remaining General Fund for the biennium. The reduction leaves approximately \$2.2 million in lottery bond proceeds available for feasibility study grant applicants. A small reduction of \$49,684 General Fund to the place-based planning grant

program leaves \$500,000 General Fund available for the grantees to finish their planning work and for the agency to complete a planning assessment.

Reductions in unobligated funding for observation wells (\$50,000 General Fund) and gaging stations (\$27,186 General Fund) was approved for the Technical Services Division. The committee also approved a decrease of \$106,914 General Fund in the Field Services Division for state cost-share subsidy of water measurement devices installed by water users.

A shift of funding from General Fund to Other Funds in the Field Services Division reduces General Fund expenditures by \$552,262 and allows for the expenditure of Other Funds balances from fee revenues in a corresponding amount.

PUBLIC SAFETY

Department of Corrections

General Fund reductions totaling \$6.4 million were approved to help balance the statewide budget. A one-time General Fund appropriation to upgrade the user interface for the agency's Corrections Information System was reduced by \$140,250. One-time General Fund reductions in the Central Administration and Administrative Services programs include a \$412,148 reduction to the Office of Government Efficiencies, a five percent reduction to Central Administration of \$1.9 million, and a 5% reduction to the Administrative (Central) Services Division of \$3.9 million.

BUDGET NOTE: Oregon's declining prison population requires an assessment of the state's prison footprint. The Department of Corrections (DOC) is directed to assess the state's prison system and report its findings to the Legislature. This assessment is to include physical plant conditions, including major repairs planned, the volume and estimated cost of deferred maintenance, and operating costs for utilities; operating conditions, including staff recruitment and retention considerations, the availability of health care services for adults in custody, and transportation and logistics costs; programming provided at each facility; and any other factors the agency deems relevant to prison capacity, costs, and efficient operations.

Based on this assessment, on relevant prison population factors, and incorporating best practices for corrections outcomes, the agency shall include in its report recommendations to the Legislature for re-shaping Oregon's prison footprint. The report shall include recommendations for prison closures, including the order in which institutions should close and the timeframes and resources necessary for closure. DOC shall report to the Legislature with its assessment and recommendations no later than January 1, 2021.

The Committee increased the agency's Other Funds expenditure limitation by \$338,045 for expenditure of a Coronavirus Emergency Supplemental Funding grant from the Criminal Justice Commission. The funds will be passed through to counties to supplement housing resources for probationers and indigent adults in custody releasing to supervision in instances where transitional housing beds are severely limited due to COVID-19.

Due to the COVID-19 pandemic, the Oregon Health Authority and local Public Health Agencies informed the Department of Corrections that adults in custody releasing from COVID-impacted prisons cannot use public transportation at release. Coronavirus Relief Funds received by the Department of Administrative Services were approved to be passed through to the Department to provide required transportation to adults releasing from prison. Other Funds expenditure limitation was increased by \$315,000 for use on such transportation expenses before the end of December 2020.

The Department identified a projected budget shortfall early in the 2019-21 biennium resulting primarily from rapidly rising health care costs in the state's prisons. Contributing to the projected budget overruns are the cost of pharmaceuticals, including treatments for Hepatitis C and for medically assisted treatment for addictions; the cost of off-site care; and ancillary costs for laboratory tests and for specialty care. To address this shortfall, the agency has undertaken administrative actions to reduce its expenses, including implementing a hiring freeze (excluding security and health care positions), delaying equipment lifecycle replacements, and laying off both management and represented positions. To address the portion of the shortfall not decreased by the above actions, the Committee approved \$29.5 million General Fund on a one-time basis.

Criminal Justice Commission

The Criminal Justice Commission was awarded supplemental Edward G. Byrne Memorial Justice Assistance Grant funding through the CARES Act in May. The Committee approved additional Federal Funds expenditure limitation of \$6,811,383 to allow the Commission to award Coronavirus Emergency Supplemental Funding (CESF) through an expedited grant process to seventeen counties, seven cities, and five state agencies. Details of the state agency awards are found in other sections of this report.

A one-time reduction of \$668,000 General Fund from the Criminal Justice Commission reflects vacancy and other administrative savings.

District Attorneys and their Deputies

The Committee approved a \$500,000 General Fund appropriation for grand jury recordation to the state agency District Attorneys and Their Deputies. The following table summarizes how these funds are to be budgeted and spent.

Expense Category	Service Provider	Service Agreement	General Fund
Statewide transcription service for district attorney offices	Private vendor(s)	Department of Justice to procure and administer statewide contract(s)	\$310,000
Storage and archiving of grand jury recordings	Department of Justice	Department of Justice to provide segregated hosting, security, backup, maintenance, and customer support	\$125,000
Technical assistance support, if contract vendor support is unavailable, on grand jury recording equipment	Judicial Department	Judicial Department to bill the District Attorney and Their Deputies on a quarterly basis and for a flat hourly rate for each technical support service call	\$50,000
Annual training on grand jury recording equipment	Judicial Department	Judicial Department to bill the District Attorney and Their Deputies on a fiscal year basis for annual training(s) on the recording equipment	\$15,000
Total			\$500,000

The Oregon District Attorneys Association (ODAA) and the Judicial Department (OJD) are expected to enter into a memorandum of agreement for OJD to provide technical assistance related to grand jury recording equipment to local district attorney offices and counties, and for OJD to provide annual recording equipment training for local district attorney offices and county personnel.

Oregon Department of Justice

The Committee approved \$435,000 Other Funds expenditure limitation, on a one-time basis, for payment of the statewide transcription service and the storage and archiving of grand jury recordings.

In the Appellate Division, the Committee approved a \$28,590 General Fund reduction for outside review of draft ballot tiles, legislative referrals, and citizen initiatives voter summaries. Also approved was a reduction of \$328,554 Other Funds expenditure limitation for two vacant permanent full-time Assistant Attorney General positions (0.83 FTE) associated with a General Fund reduction for the Defense of Criminal Convictions.

The Committee approved a non-budgetary action associated with HB 4304 to shift the source of funding for the Civil Enforcement Division's Environmental Crimes and Cultural Resources Unit (ECRU) from the Protection and Education Account (Other Funds) to the DOJ hourly billing model (Other Funds).

One-time budgetary savings were achieved by a reduction of \$263,135 General Fund from prosecutorial support services and a one-time General Fund reduction of \$196,619 in organized crime investigative assistance. Reductions in both programs reflect vacancy savings.

The Committee approved a one-time \$52,106 General Fund reduction for pass-through funding for legal representation for victims of crime. The remainder of the \$1,042,081 appropriation has already been distributed.

The Committee approved a one-time increase of \$20,981,016 Federal Funds expenditure limitation for Victims of Crime Act (VOCA) grants, which fund services for victims of domestic violence and sexual assault programs. VOCA funds are both competitively and non-competitively granted to nonprofit and prosecutor-based victim service providers and child abuse intervention centers. This formula grant does not require the Department to provide matching funds; however, the grant does require sub-grantees to provide 20 percent matching funds. Local matching funds are partially paid by state General Fund and a Criminal Fines Account allocation passed-through by DOJ to local providers.

The Committee also approved an increase of \$1,586,684 Federal Funds expenditure limitation for a number of previously approved federal grants, including Sexual Assault Victims' Emergency Medical Response, Violence Against Women Act, John R. Justice - Student Loan Repayment, Human Trafficking, and the Children's Justice Act.

The Committee approved an increase of \$894,566 Other Funds expenditure limitation for the establishment of four permanent full-time positions (3.50 FTE), and a reduction of \$894,566 Other Fund expenditure limitation in special payments for the Crime Victim Survivor Services Division (CVSSD). The approved amount provides for retroactive approval and position authority for the Appellate Advocacy and Human Trafficking Intervention programs since their administrative inception. Neither program has been authorized by statute or approved formally through the budget process. This action authorizes one Program Analyst 1 (1.00 FTE) and one Administrative Specialist 2 (0.50 FTE) to work with victims whose cases move into the post-conviction phase of a criminal proceeding or who are part of the jurisdiction of the Psychiatric Security Review Board, and authorizes one Program Analyst 3 (1.00 FTE) and one Operations and Policy Analyst 3 (1.00 FTE) to train law enforcement, prosecutors, and victim advocates on how to identify and develop interventions for trafficking victims. The Other Funds revenue to support these positions comes from one-time punitive damage awards and Federal as Other Funds from a Victims of Crime Act subrecipient grant. CVSSD was able to identify offsetting savings for DOJ to self-fund this request, so this reduction can be taken without any adverse impact to ongoing crime victim assistance programs at the state or local level. Additionally, the Committee recommended that DOJ seek to establish statutory authority for the Appellate Advocacy and Human Trafficking Intervention programs during the legislative session in 2021, as this may become important as the Legislature determines the 2021-23 CVSSD budget.

The Committee approved a one-time increase of \$450,188 Federal Funds expenditure limitation and the establishment of two limited duration positions (0.84 FTE) for a federal grant from the U.S. Department of Justice, Office for Victims of Crime, for Improving Outcomes for Child and Youth Victims of Human Trafficking. This grant was approved, retroactively, for submission by the Joint Interim Committee on Ways and Means in September 2019. The matching funds requirement of 25% for this competitive grant will be met by the punitive damage award funding that currently funds the Human Trafficking Intervention Coordinator.

The Committee approved fund shifting a \$2.0 million General Fund Emergency Board allocation for domestic and sexual violence to Other Funds in order to use Coronavirus Relief Funds received by the Department of Administrative Services and passed through to the Department of Justice.

In the General Counsel Division, the Committee approved an increase of \$328,935 Other Funds expenditure limitation and authorized the establishment of one permanent full-time Senior Assistant Attorney General position (0.42 FTE) and one permanent full-time Assistant Attorney General position (0.42 FTE) in the Business Transactions Section. These positions will serve as design and construction attorneys for transportation infrastructure projects authorized in HB 2017 (2017). The revenue to support these positions will come from hourly legal service billing to the Oregon Department of Transportation.

The Committee approved a \$440,668 Other Funds expenditure limitation reduction in the Trial Services Division for three vacant permanent full-time Assistant Attorney General positions (1.25 FTE) due to a General Fund reduction for the Defense of Criminal Convictions.

Also approved was a one-time \$2.3 million General Fund reduction to the Defense of Criminal Conviction caseloads. The attorneys of the Appellate and Trial Divisions charge the program for their work at the same rate as they charge other state agencies for legal work.

By closing one of several Portland office locations, budgetary savings of \$56,902 General Fund, \$27,214 Other Funds expenditure limitation, and \$163,285 Federal Funds expenditure limitation were achieved in the Division of Child Support.

The Committee approved a one-time increase of \$1,160,630 Other Funds expenditure limitation and \$2,252,986 Federal Funds expenditure limitation for the Child Support Enforcement Automated System (CSEAS) information technology project. The increase is related to three contract amendments for added functionality and application documentation and an information security control test at DOJ and at the Atmosera co-location data center hosting CSEAS. Other Funds expenditure limitation is supported by Article XI-Q bond proceeds from a previously approved bond sale. Federal Funds provide 66% of eligible program costs under Title IV-D of the federal Social Security Act. The Department of Administrative Services is requested to unschedule the supplemental funding pending completion of a Legislative Fiscal Office review of the status of the CSEAS project. Additionally, a one-time fund shift to reduce \$181,657 General Fund and \$352,628 Federal Funds expenditure limitation (for federal incentive funds) was approved, with a corresponding increase in Other Funds expenditure limitation.

The Committee approved the following technical adjustments:

- Child Enforcement Automated System information technology project - increase Other Funds expenditure limitation by \$463,687 for services and supplies and increase Federal Funds expenditure limitation by \$900,098 for services and supplies to account for a delay in contract vendor billings that were originally anticipated for the 2017-19 biennium; and

- Agency-wide adjustment - increase General Fund by \$30,088 for services and supplies, reduce Other Funds expenditure limitation by \$16,225 for services and supplies, and reduce Federal Funds expenditure limitation by \$6,600 for services and supplies, to correct mis-apportioned Department of Administrative Service assessment charges.

The Committee approved the following technical adjustment for agencies participating in the Department of Justice flat charge billing model. These changes were not included as part of standard changes in the legislatively adopted budget:

Flat Charge Agencies				
Services and supplies - Attorney General line-item adjustment				
Agency	Adopted Budget	Approved Budget	Change Amount	Percent Change
Oregon Board of Licensed Professional Counselors and Therapists	\$156,851	\$213,094	\$56,243	35.9%
Oregon Board of Psychology	\$223,150	\$303,930	\$80,780	36.2%
State Board of Accountancy	\$423,103	\$451,204	\$28,101	6.6%
Board of Licensed Social Workers	\$85,925	\$70,271	(\$15,654)	-18.2%
Government Ethics Commission	\$186,758	\$248,150	\$61,392	32.9%
Occupational Therapy Licensing Board	\$25,703	\$18,569	(\$7,134)	-27.8%
Board of Medical Imaging	\$80,830	\$82,239	\$1,409	1.7%
State Board of Examiners for Speech-Language Pathology and Audiology	\$78,690	\$53,163	(\$25,527)	-32.4%
Oregon State Veterinary Medical Examining Board	\$75,218	\$91,868	\$16,650	22.1%
Board of Pharmacy	\$551,381	\$525,607	(\$25,774)	-4.7%
Department of Aviation	\$85,396	\$105,329	\$19,933	23.3%

Oregon Military Department

The Committee approved a reduction of \$100,000 General Fund from a one-time appropriation to the Oregon Military Department - Office of Emergency Management for a study of the Critical Energy Infrastructure Hub located in northwest Portland.

Additionally, \$500,000 was reduced from a one-time General Fund appropriation made to the Office of Emergency Management by the Emergency Board on March 9, 2020, and was replaced with Coronavirus Relief Funds received by the Department of Administrative Services and transferred to the Oregon Military Department. The original appropriation was made for a suite of all-hazards emergency preparedness and response activities, including response to COVID-19.

A one-time reduction of \$681,022 General Fund and the reduction of \$681,022 in matching Federal Funds will reduce travel, training, and information technology lifecycle replacements in the Office of Emergency Management through the end of the 2019-21 biennium.

Approved budget reductions in the Military Department's Operations program total \$682,747. These reductions include holding six positions vacant and shifting two positions from General Fund to Federal Funds for the remainder of the biennium, reducing services and supplies expenses throughout Oregon's Army National Guard installations, and transferring eligible expenses from General Fund to federal funding. These actions will result in the loss of \$964,664 in federal matching funds, and Federal Funds expenditure limitation is correspondingly reduced.

Board of Parole and Post-Prison Supervision

To help with balancing the state budget, the Committee approved one-time General Fund reductions totaling \$326,590. Reductions include limiting services and supplies expenditures, vacancy savings, and the elimination of two Administrative Specialist positions. The Board anticipates being able to redirect workloads and does not anticipate a reduction in services.

Oregon State Police

The Committee reduced General Fund expenditures by \$356,360 and Other Funds expenditure limitation by \$148,840 to correct a double-budgeted expense in the Department's 2019-21 legislatively adopted budget.

Federal Funds expenditure limitation was increased by \$1,104,843 in the Forensics Services program to allow expenditure of a federal DNA Capacity Enhancement and Backlog Reduction program grant from the U.S. Department of Justice. Funds will be used for equipment and personnel expenses in the agency's forensic services laboratories.

The Committee increased the agency's Other Funds expenditure limitation by \$107,676 for expenditure of a Coronavirus Emergency Supplemental Funding grant from the Criminal Justice Commission. The funds will be used to purchase personal protective equipment for patrol troopers statewide.

General Fund reductions totaling \$6.9 million were approved to help balance the statewide budget. One-time reductions taken in the Agency Support Division total \$3,645,607 and include cancelling vehicle purchases for the remainder of the biennium for a savings of \$1,807,000; deferring ammunition purchases for the remainder of the biennium for a savings of \$350,000; reducing Fleet Services' overtime and personnel budgets for a savings of \$398,462; holding a Project Manager 3 position vacant for the remainder of the biennium for a savings of \$133,031; and reducing support for State Radio System upgrades and equipment replacements for a savings of \$957,114. In the Forensics Division, delaying equipment replacements until the 2021-23 biennium saves \$2,400,000 General Fund on a one-time basis. Additional one-time reductions include General Fund support of \$790,090 for five trooper positions that respond to Firearm Instant Background Check denials and General Fund support of \$99,038 for one Gaming Enforcement trooper position. These reductions will delay life-cycle replacements of equipment by one year, and will shift investigations of firearm background check denials to local law enforcement agencies.

Coronavirus Relief Funds received by the Department of Administrative Services were approved to be passed through to the Oregon State Police to cover the Patrol Division's payroll expenses from March 2020 through December 2020. Other Funds expenditure limitation was increased by \$56 million and the Patrol Division's General Fund was reduced in the same amount on a one-time basis.

Department of Public Safety Standards and Training

The Committee increased the agency's Federal Funds expenditure limitation by \$429,087 for expenditure of an Assistance to Firefighters grant from the Federal Emergency Management Agency. The agency will spend the award on mobile firefighting equipment.

For expenditure of a Coronavirus Emergency Supplemental Funding grant from the Criminal Justice Commission, the Committee increased the agency's Other Funds expenditure limitation by \$22,728. The funds will be used to purchase personal protective equipment for the Public Safety Academy.

Oregon Youth Authority

General Fund reductions totaling \$11.5 million were approved to help balance the statewide budget. One-time reductions include \$7.3 million General Fund from the community residential treatment program, with an associated reduction of \$433,001 Other Funds and \$4,225,006 Federal Funds. Based on program utilization to date this biennium, this reduction is not expected to have a significant effect on the availability of residential treatment for youth in the community. An additional \$2.0 million General Fund reduction reflects a freeze on travel, hiring, and spending on discretionary services and supplies, and is not expected to affect programs and services on an ongoing basis. This General Fund reduction drives an associated Other Funds reduction of \$26,921 and an associated Federal Funds reduction of \$37,338. Seven positions will be held vacant for the remainder of the biennium, generating a General Fund savings of \$836,816 and a Federal Funds savings of \$60,744. One position is shifted from the General Fund to Other Funds, decreasing General Fund expense by \$91,375 and increasing Other Funds expense by the same amount.

The Committee approved two reductions to General Fund pass-through appropriations to Multnomah County. Funding for services to gang-affected youth is reduced by \$313,480 on a one-time basis. Funding for the East Multnomah Gang Enforcement Team is reduced by \$1,002,067. This reduction is intended to be ongoing.

In order to implement programmatic changes to behavioral rehabilitative services (BRS) mandated by SB 171 (2019) and the federal Family First Prevention Services Act (FFPSA), the Committee approved a General Fund increase of \$1,117,735.

The Committee increased the agency's Other Funds expenditure limitation by \$350,000 for expenditure of a Coronavirus Emergency Supplemental Funding grant from the Criminal Justice Commission. The funds will be used to compensate behavioral rehabilitative service providers for additional measures they have taken to mitigate the threat of the COVID-19 pandemic.

TRANSPORTATION

Department of Transportation

The Committee approved an increase of \$6,131,433 Other Funds expenditure limitation for the Driver and Motor Vehicle (DMV) program. Of this amount, \$5,731,433 will address the implementation costs of the federal REAL ID Act. The remaining \$400,000 is for outreach related to HB 2015 (2019), which eliminated the requirement to provide proof of legal residence to obtain a driver license or state identification card.

An additional increase of \$2,741,953 Other Funds expenditure limitation for the DMV program addresses costs related to the COVID-19 pandemic. This includes costs for overtime and temporary help to process backlogs resulting from field office closures, as well as costs for protective equipment, enhanced janitorial services, plastic shields at customer counters, and increased security.

The Committee approved the following direction to the Department regarding transportation planning:

BUDGET NOTE: The Oregon Department of Transportation is directed to work with community-based organizations and other stakeholders to ensure broad community outreach and engagement related to implementation of HB 2015 (2019). The Department is further directed to use existing resources of up to \$500,000 for such outreach and to contract with one or more trusted community-based organizations with a track record of providing culturally competent and linguistically appropriate community outreach.

An increase of \$42,700,000 Other Funds expenditure limitation was approved to allow the Department to spend federal CARES Act money in support of public transit systems statewide.

The Committee approved an increase of \$4,000,000 Federal Funds expenditure limitation for the Motor Carrier Transportation program to spend federal formula funds in support of the enforcement of state laws governing commercial trucks.

Lottery Funds expenditure limitation in the amount of \$500,000 was established for the transfer of Lottery Funds from ODVA to ODOT for administration of the Veterans Rural Transportation Grant

The Committee approved an Other Funds expenditure limitation reduction of \$5.1 million to reflect a change in the source of funding for the Coos Bay Rail Line Repairs and Bridge Replacement project. The project will be financed through the Connect Oregon Fund in lieu of issuing lottery bonds to provide match for a \$20.0 million BUILD Grant from the U.S. Department of Transportation that has been made to the Port of Coos Bay for the rail line improvements. The Oregon Transportation Commission, as part of its review of the project application for Connect Oregon funds, will ensure the project continues to be eligible for the federal BUILD grant.

Legislative Fiscal Office

900 Court St. NE, H-178
Salem OR 97301
503-986-1828



Oregon Legislative Emergency Board

Sen. Peter Courtney, Senate Co-Chair
Rep. Tina Kotek, House Co-Chair

Certificate

September 25, 2020

Pursuant to the provisions of ORS 291.328, and acting under the authority of ORS 276.390; ORS 291.326(1)(a), (b), (c), and (d); ORS 291.371; and ORS 291.375; this hereby certifies that the Emergency Board, meeting via remote interface on September 25, 2020, took the following actions:

1. Secretary of State

Department of Administrative Services

Increased the Federal Funds expenditure limitation for the Department of Administrative Services initially established at the April 23, 2020 meeting of the Emergency Board by \$1,643,396, and established an Other Funds expenditure limitation of \$1,643,396 for the Secretary of State for funding from the Coronavirus Relief Fund received by the Department of Administrative Services and transferred to the Secretary of State for the Elections Division, for providing financial assistance to county election offices and the Elections Division for costs associated with the COVID-19 pandemic, with the understanding that the Elections Division will report on the expenditures supported by these funds at the next meeting of the Emergency Board.

2. Higher Education Coordinating Commission

Allocated \$300,552 from the Emergency Fund established by section 1, chapter 644, Oregon Laws 2019, to supplement the appropriation made to the Higher Education Coordinating Commission by section 1(1), chapter 666, Oregon Laws 2019, Higher Education Coordinating Commission operations, to meet the state matching requirement for the Oregon Volunteers program and the Ameri-Corps program.

3. Higher Education Coordinating Commission

Allocated \$310,000 from the Emergency Fund established by section 1, chapter 644, Oregon Laws 2019, to supplement the appropriation made to the Higher Education Coordinating Commission by section 1(1), chapter 666, Oregon Laws 2019, Higher Education Coordinating Commission operations, for the stabilization of the existing and planning for the ultimate replacement of the Financial Aid Management Information System.

4. Higher Education Coordinating Commission

Approved, retroactively, the submission of a federal grant application to the U.S. Department of Labor in the amount of \$3,450,000 to expand apprenticeship opportunities.

- 5. Higher Education Coordinating Commission**
Approved, retroactively, the submission of a federal grant application to the U.S. Department of Labor in the amount of \$25,000,000 to provide assistance and job training to persons without work due to the COVID-19 pandemic.
- 6. Higher Education Coordinating Commission**
Approved, retroactively, the submission of a federal grant application to the U.S. Department of Labor in the amount of \$12,000,000 to provide job training in certain industries for persons without work due to the COVID-19 pandemic.
- 7. Higher Education Coordinating Commission**
Approved, retroactively, the submission of a federal grant application to the Bureau of Land Management in the amount of \$48,000 to fund a jobs program for Native youth.
- 8. Higher Education Coordinating Commission**
Approved, retroactively, the submission of a federal grant application to the U.S. Department of Education in the amount of \$13,000,000 to provide job training for low-skilled workers without jobs due to the COVID-19 pandemic.
- 10. Department of Education**
Approved, retroactively, the submission of a federal grant application to the U.S. Department of Education in the amount of up to \$1,000,000 to use longitudinal data to evaluate long-term learning trajectories.
- 11. Department of Education**
Approved, retroactively, the submission of a federal grant application to the U.S. Department of Education in the amount of up to \$3,000,000 to expand access to well-rounded course demonstrations.
- 12. Department of Education**
Approved, retroactively, the submission of a federal grant application to the U.S. Department of Education in the amount of up to \$1,000,000 to use longitudinal data to evaluate the Oregon Mentorship Program.
- 15. Department of Human Services**
Approved, retroactively, the submission of a federal grant application to the Administration for Children, Youth, and Families in the amount of up to \$450,000 over three years for the Self Sufficiency Program to implement a sexual risk avoidance education curriculum for eighth graders.
- 16. Department of Human Services**
Approved, retroactively, the submission of a federal grant application to the U.S. Department of Agriculture, Food and Nutrition Service in the amount of up to \$77,506,142 over three years to reduce food insecurity and hunger among children in the summer months.

- 17. Department of Human Services**
Approved, retroactively, the submission of a federal grant application to the U.S. Department of Agriculture, Food and Nutrition Service in the amount of up to \$2 million over three years to improve processes and technology within the Supplemental Nutrition Assistance Program.
- 18. Department of Human Services**
Approved, retroactively, the submission of a federal grant application to the Administration on Children, Youth, and Families for one-time funding in the amount of up to \$292,085 to support kinship navigator efforts for the Child Welfare program.
- 19. Department of Human Services**
Increased the Other Funds expenditure limitation established for the Department of Human Services by section 2(1), chapter 668, Oregon Laws 2019, Central services and state assessments and enterprise-wide costs, by \$6,256,578; increased the Other Funds expenditure limitation established for the Department of Human Services by section 2(2), chapter 668, Oregon Laws 2019, Self-sufficiency and vocational rehabilitation services, by \$8,000,000; increased the Other Funds expenditure limitation established for the Department of Human Services by section 2(4), chapter 668, Oregon Laws 2019, Aging and people with disabilities and intellectual/developmental disabilities programs, by \$37,453,395; and increased the Federal Funds expenditure limitation established for the Department of Human Services by section 3(2), chapter 668, Oregon Laws 2019, Self-sufficiency and vocational rehabilitation services, by \$6,100,000; to align revenues with expenditures and complete transactions in support of the agency’s legislatively approved programs.
- 20. Department of Human Services**
Approved, retroactively, the submission of a federal grant application to the Administration for Community Living in the amount of up to \$750,000 over a one-year period for critical relief funds to help the Aging and People with Disabilities program prepare for and respond to COVID-19.
- 21. Oregon Health Authority**
Increased the Other Funds expenditure limitation established for the Oregon Health Authority at the August 5, 2020 meeting of the Emergency Board (Item No. 1) by \$1,850,000, from funding made available to states through the Coronavirus Relief Fund; and increased the Federal Funds expenditure limitation established for the Oregon Health Authority by section 4(1), chapter 695, Oregon Laws 2019, Health Systems, Health Policy and Analytics, and Public Health by \$5,550,000; to increase COVID-19 testing capacity, with instructions.
- 22. Oregon Health Authority**
Approved, retroactively, the submission of a federal grant application to the U.S. Department of Justice in the amount of up to \$2 million over three years to improve Oregon’s ability to monitor and use controlled substance prescription data.

- 23. Oregon Health Authority**
Approved, retroactively, the submission of a federal grant application to the U.S. Department of Health and Human Services in the amount of up to \$3.5 million over a five-year period for suicide prevention and intervention activities.
- 24. Oregon Health Authority**
Approved, retroactively, the submission of a federal grant application to the U.S. Centers for Disease Control and Prevention in the amount of up to \$1.5 million over three years to improve health outcomes related to Alzheimer’s Disease.
- 25. Oregon Health Authority**
Approved, retroactively, the submission of a federal grant application to the U.S. Centers for Disease Control and Prevention in the amount of up to \$3.5 million over a five-year period for suicide prevention activities targeting youth and adults.
- 26. Oregon Health Authority**
Approved, retroactively, the submission of a federal grant application to the U.S. Centers for Disease Control and Prevention in the amount of \$525,000 over three years for firearm injury surveillance.
- 27. Oregon Health Authority**
Approved, retroactively, the submission of a federal grant application to the Centers for Disease Control and Prevention in the amount of up to \$3.2 million over five years to prevent and mitigate environmental health hazards.
- 28. Oregon Health Authority**
Approved, retroactively, the submission of a federal grant application to the U.S. Department of Health and Services, Substance Abuse and Mental Health Administration in the amount of up to \$2 million over 16 months to support mental health and substance use disorder services during the COVID-19 pandemic.
- 29. Oregon Health Authority**
Approved, retroactively, the submission of a federal grant application to the U.S. Department of Health and Services in the amount of \$800,000 over 16 months to help prevent suicide and suicide attempts among adults during the COVID-19 pandemic.
- 30. Oregon Health Authority**
Approved the submission of a federal grant application to the U.S. Environmental Protection Agency in the amount of \$556,000 for improvements to the drinking water system serving the Confederated Tribes of Warm Springs.
- 31. Department of Justice**
Allocated \$1,000,000 from the special purpose appropriation made to the Emergency Board by section 262, chapter 9, Oregon Laws 2020 2nd Special Session to establish a General Fund appropriation for the Department of Justice in the amount of \$1,000,000, for the Crime Victims and Survivor Services Division, for distribution to Child Advocacy Centers and costs related to the COVID-19 pandemic, with direction that the Department of Justice’s Advisory Council on Child Abuse Assessment is to review and

approve any future supplemental funding requests by Child Advocacy Centers based upon the specific needs of the individual Child Advocacy Centers and which are directly related to the COVID-19 pandemic.

32. Department of Justice

Authorized the transfer of \$664,918 from the Other Funds expenditure limitation established for the Department of Justice by section 2(6), chapter 692, Oregon Laws 2019, General Counsel Division, to the Other Funds expenditure limitation established for the Department of Justice by section 2(7), chapter 692, Oregon Laws 2019, Trial Division, and authorized the transfer of two permanent full-time Assistant Attorney General positions (2.00 FTE) from the General Counsel Division to the Trial Division for work related to state habeas corpus cases filed due to the COVID-19 pandemic.

33. Military Department

Established a Federal Funds Capital Construction expenditure limitation of \$11,300,000 for the Military Department, Capital Construction Program, to construct two barracks facilities at Camp Umatilla in Hermiston, Oregon; established a Federal Funds Capital Construction expenditure limitation of \$3,700,000 for the Military Department, Capital Construction Program, to upgrade electrical systems and to install perimeter fencing at Camp Umatilla; increased the Federal Funds Capital Construction expenditure limitation established for the Military Department by the Emergency Board in December 2018, (Item No. 25), by \$11,800,000 for the Regional Training Institute Re-set Project; and increased the Federal Funds Capital Construction expenditure limitation established for the Military Department by section 2(2)(c), chapter 662, Oregon Laws 2019, Umatilla Wastewater Treatment Facility and Water Supply Line, by \$825,000 for the project.

35. Oregon Youth Authority

Approved, retroactively, the submission of a federal grant application to the U.S. Department of Justice, Office of Juvenile Justice and Delinquency Programs in the amount of \$500,000 over three years to expand restorative justice programming in its youth correctional facilities.

36. Oregon Youth Authority

Allocated \$620,993 from the Emergency Fund established by section 1, chapter 644, Oregon Laws 2019, to supplement the appropriation made to the Oregon Youth Authority by section 1(1), chapter 427, Oregon Laws 2019, Operations, and increased the Federal Funds expenditure limitation established by section 3, chapter 427, Oregon Laws 2019, by \$20,065 for the Juvenile Justice Information System Modernization project.

37. Department of Public Safety Standards and Training

Increased the Federal Funds expenditure limitation established for the Department of Public Safety Standards and Training by section 3, chapter 479, Oregon Laws 2019, by \$356,261, for expenditure of a grant award from the federal Assistance to Firefighters grant program.

- 38. Department of Public Safety Standards and Training**
Approved, retroactively, the submission of a federal grant application to the U.S. Department of Homeland Security, U.S. Fire Administration State Fire Training Systems Program in the amount of \$20,000 over a one-year period to supplement state-offered fire training programs.
- 39. Criminal Justice Commission**
Approved, retroactively, the submission of a federal grant application to the U.S. Department of Justice, Bureau of Justice Assistance in the amount of \$118,543 over two years to support federal Prison Rape Elimination Act standards in Department of Corrections and Oregon Youth Authority facilities.
- 40. Employment Department**
Approved, retroactively, the submission of a federal grant application to the Federal Emergency Management Agency in the amount of \$421,392,746 for the Lost Wages Assistance grant established via Presidential Memorandum on August 8, 2020.
- 41. Employment Department**
Increased the Federal Funds expenditure limitation established for the Employment Department by section 4, chapter 269, Oregon Laws 2019 by \$31,847,232, and authorized the establishment of 322 limited-duration positions (145.79 FTE) for administration of unemployment insurance benefits and agency administrative capacity; increased the Federal Funds expenditure limitation established by section 60, chapter 9, Oregon Laws 2020 2nd Special Session by \$8,125,438, and authorized the establishment of 94 limited-duration positions (40.34 FTE) for administration of the Pandemic Unemployment Assistance program; and increased Other Funds expenditure limitation established by section 1(4), chapter 269, Oregon Laws 2019, Modernization Initiative, by \$1,188,752 and authorized the establishment of 16 permanent positions (4.00 FTE) for information systems, training and change management expertise associated with modernizing unemployment insurance information technology.
- 47. Department of State Lands**
Increased the Other Funds expenditure limitation for the Department of State Lands established by section 2, chapter 454, Oregon Laws 2019, from the Portland Harbor Cleanup Fund established by ORS 274.064, by \$6,247,691 for continued cleanup efforts of the Portland Harbor Superfund Site.
- 48. Water Resources Department**
Approved, retroactively, the submission of a federal grant application to the United States Geological Survey in the amount of \$125,000 to fund improvements to the Water Use Reporting Program.
- 50. Department of Forestry**
Increased the Other Funds expenditure limitation for the Oregon Department of Forestry established by section 2(2), chapter 664, Oregon Laws 2019, Fire protection, by \$75,000,000 for the processing of payments related to the 2020 fire season and for operational expenses.

- 51. Department of Forestry**
Increased the Federal Funds expenditure limitation for the Oregon Department of Forestry established by section 4(1), chapter 664, Oregon Laws 2019, Agency administration, by \$1,800,000 for cooperative work under the federal Good Neighbor Authority program.
- 52. Department of Agriculture**
Approved, retroactively, the submission of a federal grant application to the U.S. Department of Agriculture for the Federal-State Marketing Improvement Program in the amount of \$125,000 to support the marketability of ciders.
- 53. Department of Agriculture**
Approved, retroactively, the submission of a federal grant application to the U.S. Environmental Protection Agency Multi-Purpose Grant Program in the amount of \$30,027 to fund existing pesticide program activities.
- 54. Department of Geology and Mineral Industries**
Approved, retroactively, the submission of a federal grant application to the Federal Emergency Management Agency for the Cooperating Technical Partners Program in the amount of \$702,000 to support LIDAR acquisition, geologic hazard mapping and risk assessments, and outreach activities.
- 55. Department of Geology and Mineral Industries**
Approved, retroactively, the submission of a federal grant application to the National Oceanic and Atmospheric Administration in the amount of \$492,191 for the National Tsunami Hazard Mitigation Program.
- 56. Department of Transportation**
Approved, retroactively, the submission of a federal grant application to the Federal Transit Administration in the amount of \$600,000 to improve access to information for transit users.
- 57. Department of Transportation**
Approved, retroactively, the submission of a federal grant application to the Federal Railroad Administration in the amount of \$4,783,782 to make rail improvements in Oregon City.
- 58. Department of Transportation**
Approved, retroactively, the submission of a federal grant application to the Federal Department of Transportation in the amount of up to \$4,000,000 for a multi-state project to expand access to transportation for people with disabilities, older adults, and individuals of low income.
- 59. Department of Transportation**
Approved, retroactively, the submission of a federal grant application to the Federal Transit Administration in the amount of up to \$1,734,000 for a Bus and Bus Facilities Infrastructure Discretionary grant on behalf of several rural transit providers.

- 60. Department of Transportation**
Approved, retroactively, the submission of a federal grant application to the Federal Highway Administration in the amount of \$60,000 to collect and track data on the use of precision guidance technology on its road maintenance equipment.
- 62. Department of Consumer and Business Services**
Authorized the transfer of \$11,845,226 from the Other Funds expenditure limitation established for the Department of Consumer and Business Services by section 1(5), chapter 607, Oregon Laws 2019, Division of Financial Regulation, to the Other Funds expenditure limitation established for the Department of Consumer and Business Services by section 1(6), chapter 607, Oregon Laws 2019, Building Codes Division, to correct a technical error in the agency's budget.
- 63. Department of Administrative Services**
Acknowledged receipt of a report on the state's certificates of participation and Article XI-Q, XI-M, and XI-N general obligation bond debt service savings as a result of refinancing.
- 64. Department of Administrative Services**
Acknowledged receipt of a report on the state's Article XI-G general obligation bond debt service savings as a result of refinancing.
- 65. Department of Administrative Services**
Acknowledged receipt of a report on compensation plan changes.
- 66. Department of Administrative Services**
Acknowledged receipt of a report on uniform rent rates.
- 67. Oregon Liquor Control Commission**
Increased the expenditure limitation established for the Oregon Liquor Control Commission by section 1(1), chapter 694, Oregon Laws 2019, by \$3,531,000 for bank card fees and shipping capacity; increased the expenditure limitation established for the Oregon Liquor Control Commission by section 1(4), chapter 694, Oregon Laws 2019, by \$5,800,000 for liquor agent compensation; and authorized the establishment of one permanent position (0.29 FTE) and increased expenditure limitation established for the Oregon Liquor Control Commission by section 1(2), chapter 694, Oregon Laws 2019 by \$84,557 for Geographic Information Systems capabilities.
- 68. Legislative Fiscal Office for Housing and Community Services Department**
Allocated \$10,000,000 from the Emergency Fund established by section 1, chapter 644, Oregon Laws 2019, to the Housing and Community Services Department, to provide funding for grants through the Wildfire Damage Housing Relief Program.
- 69. Legislative Fiscal Office**
Acknowledged receipt of a report on modifications to the COVID-19 Emergency Business Assistance Program in the Oregon Business Development Department and approved the proposed modifications.

Legislative Fiscal Office

900 Court St. NE, H-178
Salem OR 97301
503-986-1828



Oregon Legislative Emergency Board

Sen. Peter Courtney, Senate Co-Chair
Rep. Tina Kotek, House Co-Chair

Certificate

November 9, 2020

Pursuant to the provisions of ORS 291.328, and acting under the authority of ORS 291.326(1)(a), (b), (c), and (d); ORS 291.371; and ORS 291.375; this hereby certifies that the Emergency Board, meeting via remote interface on November 9, 2020, took the following actions:

1. Department of Administrative Services

Allocated \$35,000,000 from the Emergency Fund established by section 1, chapter 644, Oregon Laws 2019, to supplement the appropriation established for the Department of Administrative Services at the April 23, 2020 meeting of the Emergency Board, for a grant to the Oregon Community Foundation to support shelter through grants to local community organizations for the acquisition, retrofitting, and potential operation of suitable shelter properties throughout Oregon, with the understanding that funds will be returned to the State Treasury by June 30, 2021 if unspent, and that the Department of Administrative Services and Oregon Community Foundation will report to the Legislature with the following information: identification of applicants, including operating partners; the number and location of units to be acquired; estimated costs of rehabilitation; requested grant amounts; payments of commissions and fees; identified matching funds; a summary of estimated operations expenses and sources of operating revenue; and timelines for occupancy.

2. Oregon Health Authority

Acknowledged receipt of a report on the Oregon Health Authority's revised spending plan for COVID-19 testing capacity.

3. Department of Administrative Services

Established a \$75,014,016 Other Funds expenditure limitation for the Department of Administrative Services for monies received from the Federal Emergency Management Agency to pay for COVID-19 emergency response activities, including personal protective equipment purchases.

4. Department of Administrative Services

Established a \$20,000,000 Federal Funds expenditure limitation for the Department of Administrative Services from funding made available to states through the Coronavirus Relief Fund for a third grant to the Oregon Community Foundation for the culturally-

specific community-based grant program Oregon Worker Relief Fund and transferred \$20,000,000 Federal Funds expenditure limitation from the expenditure limitation established by the Emergency Board at the April 23, 2020 meeting (Item #8) to the newly established Federal Funds expenditure limitation.

**5. Oregon Business Development Department
Department of Administrative Services**

Increased the Other Funds expenditure limitation for the Oregon Business Development Department initially established at the July 14, 2020 meeting of the Emergency Board (Item #1) for funding from the Coronavirus Relief Fund received by the Department of Administrative Services and transferred to the Oregon Business Development Department for business, innovation and trade, for providing financial assistance to small businesses affected by economic conditions associated with the COVID-19 pandemic, by \$20,000,000; and approved modifications in the use of funds previously provided to the Oregon Business Development Department for this program.

**6. Department of Education
Department of Human Services
Department of Administrative Services**

Increased the Other Funds expenditure limitation for the Department of Education, initially established at the June 5, 2020 meeting of the Emergency Board, by \$43,800,000, for funding from the Coronavirus Relief Fund received by the Department of Administrative Services and transferred to the Department of Education to assist in meeting the increased costs of child care providers, and increased the Other Funds expenditure limitation for the Department of Human Services established by section 2(2), chapter 668, Oregon Laws 2019, Self-sufficiency and vocational rehabilitation services, by \$3,000,000, for distribution to family, friend, and neighbor child care providers.

**7. Department of Justice
Department of Administrative Services**

Increased the Federal Funds expenditure limitation for the Department of Administrative Services initially established at the April 23, 2020 meeting of the Emergency Board by \$1,000,000, from funding made available to states through the Coronavirus Relief Fund (CRF) to support the transfer of CRF to the Department of Justice for victims of domestic and sexual violence due to increasing needs resulting from the effects of the COVID-19 pandemic and increased the Other Funds expenditure limitation for the Department of Justice - Crime Victims Survivor Services Division initially established at the June 5, 2020 meeting of the Emergency Board by \$1,000,000, for victims of domestic and sexual violence due to increasing needs resulting from the effects of the COVID-19 pandemic and instructed the Department of Justice to undertake prudent action to fully expend by December 30, 2020 any remaining Coronavirus Relief Fund moneys that were previously approved by the Legislature or the Emergency Board, including the reallocation of any unobligated funds between base-level, emergency housing, and mental health service categories..

**8. Oregon Health Authority
Department of Human Services
Department of Administrative Services**

Increased the Federal Funds expenditure limitation for the Department of Administrative Services initially established at the April 23, 2020 meeting of the Emergency Board by \$2,428,502 from funding made available to states through the Coronavirus Relief Fund, for transfer to the Oregon Health Authority and the Department of Human Services; increased the Other Funds expenditure limitation for the Oregon Health Authority established at the August 5, 2020 meeting of the Emergency Board for COVID-19 contact tracing and testing (Item #1) by \$2,128,502, for funding from the Coronavirus Relief Fund received by the Department of Administrative Services and transferred to the Oregon Health Authority for one-time COVID-19 baseline testing of long term care facility staff and residents; and increased the Other Funds expenditure limitation for the Department of Human Services established at the August 5, 2020 meeting of the Emergency Board (Item #4) for Aging and People with Disabilities and Intellectual/Development Disabilities, by \$300,000, for funding from the Coronavirus Relief Fund received by the Department of Administrative Services and transferred to the Department of Human Services for one-time COVID-19 baseline testing of long term care facility staff and residents.

**9. Department of Human Services
Department of Administrative Services**

Increased the Federal Funds expenditure limitation for the Department of Administrative Services initially established at the April 23, 2020 meeting of the Emergency Board by \$5,000,000 from funding made available to states through the Coronavirus Relief Fund for transfer to the Department of Human Services and increased the Other Funds expenditure limitation for the Department of Human Services established at the August 5, 2020 meeting of the Emergency Board (Item #4) for Aging and People with Disabilities and Intellectual/Development Disabilities, by \$5,000,000, for funding from the Coronavirus Relief Fund received by the Department of Administrative Services and transferred to the Department of Human Services to reimburse long term care providers for routine COVID-19 staff testing costs.



Oregon

Kate Brown, Governor

Department of Human Services

Office of the Director

500 Summer St. NE, E-15

Salem, OR 97301

Voice: 503-945-5600

Fax: 503-581-6198

December 31, 2020

2021-23 Oregon Department of Human Services Governor's Budget Director Fariborz Pakseresht, Oregon Department of Human Services

Our vision of safety, health and well-being for all Oregonians is what drives our work at the Oregon Department of Human Services (ODHS). Our services touch one in four Oregonians. With your support, we make sure that everyone can reach their potential and fully contribute to our communities.

Our role as a human services agency has become increasingly important in the current environment, as we plan for the 2021-23 biennium. The COVID-19 pandemic has led to a sharp economic downturn that will be felt for many years, and it has exacerbated historic inequities among communities of color. The pandemic has illustrated what we have known for some time – that an individual's ability to experience health, safety and economic stability (our Department's core values) is significantly influenced by the neighborhood they grew up in, their family's socioeconomic status, the color of their skin, and other elements of systemic bias and inequity.

The need for our Department's services grows significantly during economic downturns, when state resources are tight. To be the best stewards of scarce resources, we have focused our 2021-23 Agency Request Budget on the following areas:

- **Equity and inclusion.** Disparities shown in our data reflect systemic racism, historic injustice, and inequitable distribution of power and resources in Oregon communities. Many investments proposed for the 2021-23 budget focus on improving access to programs and services for historically underserved populations who have been most significantly impacted by the pandemic, including communities of color and tribes, and Oregonians with intellectual and developmental disabilities.
- **Safety and prevention.** While safety will always be a priority for the Department, providing upstream preventative services for Oregonians, particularly children and families, can help reduce the need for intervention and provide stability.
- **Empowerment, enforcement and accountability.** We will continue to support our providers and empower them to provide the highest quality of *"Assisting People to Become Independent, Healthy and Safe"*

services to our children, families, consumers and service recipients. At the same time, we will make enhancements to the Department's licensing and enforcement units to help us better protect the most vulnerable Oregonians, such as children, older adults, and people with intellectual and developmental disabilities.

- **Efficiencies and alignment.** We will continue implementing the ODHS Management System focusing on outcomes and results. We will continue to refine our focus on research, data and analytics to inform decisions. Investments in technology and efforts to align standards and services make our Department more efficient and easier to access for Oregonians.

While we are supporting Oregonians through the current crisis, we continue working toward a delivery system that provides services in a seamless and integrated manner across the entire continuum of life, and in strong partnership with other public, private and community organizations. This framework – called the Human Services Value Curve – is used by many human services organizations and recognizes that:

- People and programs are interconnected.
- Service continuums must be designed with individual and community outcomes in mind. It is important to pay as much attention to the environment as we do to the individual.
- Each individual and family's health, well-being and needs must be approached holistically, addressing each factor that determines their survival and security, always with service equity at the center.
- A multi-generational approach is necessary to help families move beyond the daily struggle to survive and achieve lasting economic stability, keeping in mind historical realities, trauma and epigenetics.

Our success in the current crisis and into the future will depend on how well we work with other system partners and our communities to create a continuum of care and services that provide Oregonians with best opportunities to succeed and thrive. The Department is undergoing an assessment to chart a path that will lead to forward movement on the Human Services Value Curve. This is the first assessment of the entire department since the separation of the Department of Human Services and Oregon Health Authority in 2011. The findings will also inform the optimal organizational structure for ODHS to best serve Oregonians.

The more than 9,000 Department employees working across Oregon meet the needs of Oregonians with the help of many public, private and community

organizations. We value their partnership, dedication and commitment to continuous improvement. It is on behalf of our employees, our partners and the more than 1 million Oregonians we serve that I respectfully submit the ODHS Governor's Budget.

Sincerely,

A handwritten signature in black ink, reading "Fariborz Pakseresht". The signature is written in a cursive style with a prominent loop at the end.

Fariborz Pakseresht
Director, Oregon Department of Human Services

Oregon Department of Human Services

Overview

The mission of the Oregon Department of Human Services (ODHS) is to help Oregonians in their own communities achieve safety, well-being and independence through services that protect, empower, respect choice and preserve dignity. As described in more detail in the ODHS Director's Letter the following ODHS budget is based on the following guiding principles:

- Safety for Children and Vulnerable Adults
- Independence, Dignity, Choice and Self-Determination for Older Adults, People with Disabilities
- Reducing Families and Individuals in Poverty
- Employment for People with Disabilities, and
- Program Performance and Operational Efficiency and Effectiveness

Funding

The ODHS Governor's Budget recommends a General Fund investment of \$4.5 billion General Fund and \$14.67 Billion total funds for the 2021-23 biennium.

ODHS	GF	OF	FF - inc NL FF	TF	POS	FTE
LAB 19-21	3,716,663,915	774,819,849	8,841,235,784	13,332,719,548	9,573	9,365.74
GB 21-23	4,497,036,224	669,370,817	9,500,592,689	14,666,999,730	9,898	9,819.55
Difference LAB - GB	780,372,309	(105,449,032)	659,356,905	1,334,280,182	325	453.8
% Difference LAB - GB	21.00%	-13.61%	7.46%	10.01%	3.39%	4.85%

ODHS	GF	OF	FF	TF	POS	FTE
CSL 21-23	4,507,409,226	639,640,131	8,398,887,875	13,545,937,232	9,693	9,633.66
GB 21-23	4,497,036,224	669,370,817	9,500,592,689	14,666,999,730	9,898	9,819.55
Difference CSL - GB	(10,373,002)	29,730,686	1,101,704,814	1,121,062,498	205	185.89
% Difference CSL - GB	-0.23%	4.65%	13.12%	8.28%	2.11%	1.93%

Major changes from LAB to CSL are driven mainly by:

- Roll up of 19-21 investments
- Standard inflation aside S&S inflation which was removed in GB
- Forecasted Cost per Case and Caseload changes including related staffing
- Backfill of General Fund for one-time revenues and capped federal fund grants
- Changes in Federal Medicaid Assistance Percentages (FMAP)

Oregon Department of Human Services

Strategic Funding Investments

POPs at GB	GF	OF	FF	TF	POS	FTE
103 - OPI Expansion and Family Caregiver Support	-	-	34,805,145	34,805,145	-	-
105 - HR Staffing Policy Option Proposal	10,992,974	-	-	10,992,974	40	39.50
107 - Diversity, Equity and Inclusion	4,376,753	18,371	1,203,434	5,598,558	7	6.16
111 - Increase Child Welfare Training Capacity	992,940	-	2,978,570	3,971,510	19	16.72
114 - Family Preservation and Preservation Servs	4,607,137	-	1,535,672	6,142,809	29	25.52
115 - Governor's Child Foster Care Adv Commission	166,400	-	55,466	221,866	1	0.88
116 - Respite Care Prog Foster Family Recruit Team	19,443,093	-	1,165,112	20,608,205	1	0.88
118 - CW Stabilization	15,859,656	1,007,800	9,473,622	26,341,078	99	87.12
119 - Implementation of the New Rate Models	34,414,903	-	66,874,523	101,289,426	-	-
125 - EAU Business Process Change/Prog Integrity	-	1,392,101	-	1,392,101	4	3.52
130 - Survivor Investment Partnership	10,000,000	-	-	10,000,000	3	2.64
131 - Social Security Cost Reimbursement	-	-	170,746	170,746	1	1.00
206 - Integrated Eligibility	37,118,353	-	32,558,094	69,676,447	24	24.00
207 - Provider Time Capture M&O	1,814,048	-	1,000,000	2,814,048	-	-
POP Total	139,786,257	2,418,272	151,820,384	294,024,913	228	207.94

Descriptions of each Policy Option Package (POP) is included in the appropriate programs budget narrative in the following sections of the ODHS GB document.

Conclusion

For the 21-23 biennium, The Governor's Budget proposes a package of services that promote safety, wellness, diversity and the economy for some of Oregon's most Vulnerable. These investments will help ODHS meet the needs of Oregonians in this period of change and growth.

Oregon Department of Human Services

Central Services

Overview

ODHS Central Services consist of the Office of the Director and Policy including the Chief of Staff, Tribal Affairs, the Deputy Director, the Office of the Chief Financial Officer the Office of the Chief Administrative Officer. Central office also includes the Office of Equity and Multicultural Services (OEMS), the Office of Human Resources, the Central ODHS Budget, Planning and Analysis Office, the Public Affairs office which includes Legislative Relations and Communications, the Office of Program Integrity, the Office of Reporting Research, Analytics and Implementation, the Office of Business Information Services, the Office of Information Support Services and the Integrated Eligibility and Medicaid Eligibility ONE Project Office. These offices provide essential business supports to programs in achieving the department and programs mission, vision and outcomes.

The ODHS Central, budgets are structured and administered according to the following principles:

Control over major costs. ODHS centrally manages many major costs. ODHS also strongly supports and actively participates in statewide efforts to locate work across the enterprise and install performance management systems to perform administrative functions more efficiently and effectively.

Performance management system. ODHS has implemented a performance management system containing the following key elements:

- A fundamental understanding of ODHS' functions; what is the work we are doing;
- A clear statement of the outcomes ODHS must achieve;
- Descriptions of the processes ODHS uses to achieve its outcomes;
- Owners for our processes and outcome measures;
- A quarterly all-leadership review of progress on each measure and strategy.

ODHS is implementing the same system within each program and support service category and revisiting the management system to better align with the agency mission and goals. The system is contained in the Director's Office and is managed by the entire executive team.

Oregon Department of Human Services

Central Services

The ODHS Governor’s Budget request for Central Services is \$108.5 million General Fund and \$222.4 million Total funds:

Central	GF	OF	FF	TF	POS	FTE
LAB 19-21	52,026,057	45,220,191	183,353,459	280,599,707	280	260.14
GB 21-23	108,479,079	2,802,883	111,119,774	222,401,736	362	354.95
Difference LAB - GB	56,453,022	(42,417,308)	(72,233,685)	(58,197,971)	82	94.81
% Difference LAB - GB	108.51%	-93.80%	-39.40%	-20.74%	29.29%	36.45%

Central	GF	OF	FF	TF	POS	FTE
CSL 21-23	60,248,150	2,402,495	85,595,958	148,246,603	230	229.12
GB 21-23	108,479,079	2,802,883	111,119,774	222,401,736	362	354.95
Difference CSL - GB	48,230,929	400,388	25,523,816	74,155,133	132	125.83
% Difference CSL - GB	80.05%	16.67%	29.82%	50.02%	57.39%	54.92%

Major changes from LAB to CSL include mainly:

- Standard inflation aside S&S inflation removed at GB.
- Transfer of Shared Human Resource to DHS and OHA Central HR Office
- Phase out of the IE/ME ONE project – include in GF ONE M&O.

Strategic Funding Investments

	Central SCR Total					
	GF	OF	FF	TF	Positions	FTE
105 - HR Staffing Policy Option Proposal	10,992,974	-	-	10,992,974	40	39.50
107 - Diversity, Equity and Inclusion	3,786,753	18,371	728,434	4,533,558	7	6.16
118 - CW Stabilization	4,438,678	132,774	4,379,008	8,950,460	34	29.92
206 - Integrated Eligibility	27,527,605	-	19,833,204	47,360,809	20	20.00

POP 105 - Human Resource Staffing

The Office of Human Resources provides a broad range of workforce management services to support the operation of all ODHS programs serving to 1.5 million vulnerable Oregonians. The size and complexity (approximately 10,000 employees, nearly 1/3 of state government) requires multiple specialized divisions within the Office of Human Resources to ensure that all DHS program areas can recruit, select, retain and appropriately manage their human resources. The Office of Human Resources provides the following services to ODHS:

1. Training and Legal Compliance: The Office of Human Resources establishes, maintains and provides crucial workforce trainings regarding Harassment Free Workplace, Violence Free Workplace, Respectful

Oregon Department of Human Services

Central Services

Workplace, Human Resources Essentials, Workday Support, Interviewing, Selection and Hiring, and other human resource topics.

2. The Office of Human Resources collaborates with multiple labor unions, with other State Agencies- DAS, DAS-Risk, BOLI, ERB, DOJ Labor & Employment, Trial and Appellate Divisions to assess and mitigate risk for the Agency.
3. The Office of Human Resources administers State and Federal Leave Laws (FMLA, OFLA, Extended FMLA), the American with Disabilities Act, State and Federal Labor Laws as defined by the Equal Employment Opportunities Commission (EEOC) and the Oregon Bureau of Labor and Industries (BOLI).
4. Workforce Management: The Office of Human Resources manages approximately 300-350 workforce management issues which includes conducting investigations, drafting non-disciplinary and disciplinary documents, investigating and responding to union grievances, managing TORT responses, and lawsuits against the organization.
5. Program Staffing: Annually ODHS also has approximately a 14 percent turnover rate. The Office of Human Resources opens more than 2,000 job recruitments, receives over 120,000 applications and assesses applications to identify top candidates to hiring managers. HR works closely with managers to develop their recruitment and selection strategies and management's ongoing performance management and supervision priorities.
6. Classification & Compensation: ODHS completes 3,500 Pay Equity Assessments, approximately 300 position allocation reviews and classification studies. ODHS processes over 1,000 Pay Differential Requests annually. Human Resources supports managers with their workforce management classification and salary administration requirements.

POP 107 Diversity Equity and Inclusion

The purpose of this request is to advance equity initiatives that will result in more equitable, accessible service delivery to communities of color and historically disadvantaged groups. The four initiatives contained within this POP include: 1) Rebranding the agency to align the agency's image with our values, 2) Rebranding the Oregon Trail card (Electronic Benefit Transfer card) to achieve greater cultural sensitivity and mitigate stigma experienced by SNAP participants, 3) Investment in the Office of Development Disabilities Services to provide greater language

Oregon Department of Human Services

Central Services

access, and 4) Investment in the agency's Office of Equity and Multicultural Services to increase capacity for equity expertise and implementation of strategies.

POP 118 Child Welfare Stabilization

The purpose of this request is to stabilize the Child Welfare program by attaining position authority for currently non-budgeted double-filled positions that are critical to Child Welfare operations and services. The agency and the Child Welfare program have historically used double fills to address workload needs that could not be met by budgeted positions. This package requests position authority for 99 positions (87.12 FTE) throughout various Child Welfare units as well as some Central and Shared office units that are critical to Child Welfare's stability.

POP 206 Integrated Eligibility/ONE Maintenance and Operations

This is part of a larger POP to move the IE project to the Maintenance and Operations stage. This POP requests resources and funding to provide stability and continued support for the Integrated Eligibility (IE) program. The Integrated Eligibility initiative is a multi-biennium effort to develop a comprehensive unified system called ONE that integrates eligibility determination for Non-MAGI Medicaid, Supplemental Nutrition Assistance Program (SNAP), Temporary Assistance for Needy Families (TANF) and Employment Related Day Care (ERDC) benefits. This system represents an essential lifeline to vulnerable Oregonians in need. The IE program is an umbrella under which multiple inter-dependent yet disparate bodies of work fall.

- The core system will be implemented statewide before July of 2021. Following implementation there will be a substantial stabilization period to resolve defects, add minor enhancements and help staff adjust to the new system.
- Major enhancements to the system will be needed to add functionality that was not included in the original system requirements. These include functionality such as:
 - Mandated changes for Asset Verification Services
 - Updates to Medicare information
 - Mandated and/or required reports for all programs
 - Additional federal reporting or federal changes that have been passed nationally regarding the SNAP program
 - Increased functionality for operational efficiency to ensure Oregonians receive the services they need in the most efficient method possible

Oregon Department of Human Services

Central Services

- User Acceptance Tools need to be upgraded to support further enhancements. For example, Team Foundation Server must be upgraded to the latest version (Azure DevOps Server) before it reaches end-of-life. All UAT activities are currently supported by the State and are not provided by Deloitte.
- The Eligibility Transformation team which provides trainers, subject matter experts and leadership will need to continue to provide support services into the 2021-23 biennium.
- Ongoing support of the Legacy systems relied upon by IE. Changes made to the IE core system typically require changes to the legacy systems, which ultimately pays out benefits for clients. Test environments created to support user acceptance testing and ongoing support and maintenance for the existing automated test suite were not included in previous funding requests. Additional resources will be needed to ensure the environment and tools can support system changes, system enhancements, testing and training. Disaster Recovery functionality and testing needs to be established for IE core.
- On-going Maintenance & Operational (M&O) support will be provided by Deloitte for the core system. Funding is requested through this POP for those M&O expenses.

The Integrated Eligibility (IE) program must meet the needs of the Oregonians in which it serves. Enhanced Federal funding will continue to be available to finance a portion of the requests outlined for enhancements. Items that are M&O or not new development are not eligible for enhanced funding but can receive funds under the maintenance and operational federal match.

Below is an overview of the offices within the Central Budget.

Office of the Director

The ODHS Director's Office is responsible for overall leadership, policy development, resource allocation, and administrative oversight for all programs, staff and offices in ODHS in a manner that supports equitable outcomes for Oregon's diverse population. These functions are coordinated by the Chief of Staff with the Governor's Office, the Legislature, other state and federal agencies, Tribes, partners and stakeholders, communities of color, LGBTQIA+ communities, local governments, advocacy and client groups, and the private sector.

Oregon Department of Human Services Central Services

Chief of Staff

The Chief of Staff also oversees the Governor's Advocacy Office (GAO) - This office handles client complaints, including civil rights and discrimination, related to ODHS services. This office operates independently in the investigations performed manages the status and histories of the complaints. The team in this office works closely with field and central office staff; program staff; the Governor's Office; key stakeholders; and the ODHS Director's Office to successfully, equitably and respectfully reach a conclusion.

Tribal Affairs

The ODHS Director's Office is also home to Tribal Affairs. We are committed to positive working relationships with the nine tribes in Oregon. Staff regularly engages with tribal governments through tribal liaisons and continually strives to ensure these communities receive equitable, sufficient and appropriate human services.

Office of the Deputy Director

The ODHS Deputy Director is responsible for Internal Audits, the Office of Reporting, Research, Analytics and Implementation (ORRAI), the Office of Continuous Improvement, Office of Business Information Services, the Office of Training, Investigations and Safety, the Office of Program Integrity, and the Office of Payment Accuracy and Recovery. Note: ODHS is currently relooking at organizational structure of central office so the reporting relationships may change.

Office of the Chief Financial Officer

Office of the Chief Financial Officer (OCFO) provides optimal business services to ensure accountability, data driven decisions, and stewardship of resources in support of the mission of ODHS. This is done by working closely with ODHS and OHA programs and the OHA Chief Financial Officer, to ensure accurate, timely and efficient recording and management of financial resources; culturally competent and equitable services; authorizing the redistribution of available resources to meet changing needs; and establishing administrative controls.

Oregon Department of Human Services

Central Services

Office of the Chief Administrative Officer

Office of the Chief Administrative Officer (CAO) provides leadership and direction for the ODHS Shared Services and selected Central Services. The CAO works with the shared and central service managers to maintain updated service level agreements that define and guide the service array and delivery for each unit. In addition, the CAO partners with ODHS and OHA leadership to ensure that the services provided by each unit utilize the most current best practices from their respective fields to optimize services in the most fiscally responsible and equitable manner possible. The CAO insures that all services and business practices are conducted in a culturally responsive and equitable manner.

Office of Human Resources

The Office of Human Resources serves as a strategic partner to its customers in, providing proactive and comprehensive human resources services, in alignment with agency and program mission and goals. HR works closely with internal customers on Workforce Strategies that support agency and program needs and strategies, and building a healthy and inclusive workplace culture of ongoing development and feedback to ensure the agency has a diverse workforce with the right people with the right skills, training, and support to do their work, now and in the future. The Office of Human Resources ensures compliance with all Federal, state, and local laws pertaining to personnel matters, including affirmative action and equal employment opportunity.

Budget, Planning and Analysis

This office functions as the central budget for ODHS based programs working under the guidance of the OCFO. Main duties include development and preparation of the department's biennial budget documents and leadership of the DHS budget with the Governor's Office, Legislature, Department of Administrative Services (DAS), Legislative Fiscal Office (LFO) and ODHS partners. Initiating, coordinating and developing the department's budget rebalance plans and Legislative Emergency Board items. Providing fiscal analysis of proposed legislation and responses to inquiries regarding fiscal impacts of policy changes. And providing management accurate budget and projections to assist in

Oregon Department of Human Services

Central Services

the management of the overall ODHS budget of over 14.6 billion total funds and over 9800 budgeted positions.

Public Affairs Office

The ODHS Public Affairs Office is made up of four work units: Communications, Legislative, Legal, and Hearing and Rules. The office provides ODHS with unified support and coordination in outreach and communication, legislative action and strategy:

- **Communications Unit** - This office supports the mission by providing accurate information to a diversity of employees, clients, legislators, stakeholders and interest groups, providers and partners, local governments, other state and federal agencies, policymakers, the news media, targeted audiences and the general public. The unit prides itself on culturally relevant and linguistically competent communication practices. Effective communication is the primary vehicle to demonstrate public transparency, accountability, and trust. The office also provides support to the department's priority projects as defined by the ODHS Director and executive team.
- **Legislative Relations Unit** - This unit is essential to the agency's core functions through ensuring that any statutory, policy and budget implications are positively impacting the Oregonians that we serve. This team coordinates all DHS legislative matters with legislative offices, key stakeholders and the Governor's Office. The government relations unit also supports both field and central office staff providing consultation and support in legislative and policy changes, primarily working with central office staff on policy development for program services. During a legislative session, this unit tracks, assigns, reviews and focuses on policy implications of upwards of 600 bills related to ODHS program and operations. Staff in this unit support the director of ODHS, the directors of all program and operations in ODHS and the district managers in field offices. Legislative work is conducted with the intent of eliminating existing inequities and to promote equitable outcomes, using a comprehensive equity lens.
- **Legal Unit** - This Unit manages all lawsuits, tort claims, and subpoenas related to ODHS program and operations. Staff in this unit provide expert consultation to ODHS field and central office staff, Department of Justice (DOJ) and Department of Administrative Services (DAS) Risk Management

Oregon Department of Human Services Central Services

in policy related to legal matters. This team ensures timely completion of the required judicial documents to move smoothly through a complicated legal matter.

- Hearing and Rules Unit supports all ODHS field office and central office programs by managing administrative rules and administrative hearings. This unit provides expert technical support to hearing representatives in DHS field services and liaison to the Office of Administrative Hearings and DOJ regarding ODHS notices, hearing requests, and contested case hearings. This unit provides expert technical support to program staff writing rules and rule-related documents and handles rule filing and the public comment process for ODHS programs, including assuring notices, hearings and other public processes are accessible and inclusive for clients with limited English proficiency, low literacy, and disabilities, as well as to Oregon's linguistic and cultural diversity. The Rules Coordinator advises, consults, leads, coordinates and trains staff in drafting, interpreting, defining and developing the intent and scope of administrative rules. In addition, the rules coordinator monitors and reviews contested case orders, trains hearing representatives, assists with legal issues and acts as liaison with the Office of Administrative Hearings to discuss performance measures.

Office of Equity and Multicultural Services

Office of Equity and Multicultural Services (OEMS) provides leadership and direction in supporting the integration of equity, diversity and inclusion policies and initiatives throughout the agency. As an office that assists all ODHS program areas, OEMS has two main charges. The first is to guide the agency to ensure a diverse workforce that has the cultural agility and language skills to serve the needs of all Oregonians; and second is to help the agency work toward equitable outcomes for all populations using ODHS services. OEMS accomplishes this mission through policymaking, strategic planning, quality improvement consulting, technical assistance, research, Employee Resource Groups (ERGs), Diversity Committees, community engagement, advocacy, ally-ship, partnerships, and continuous learning.

Office of Program Integrity

Office of Program Integrity (OPI) conducts analysis and tests to determine whether ODHS is implementing programs in the way they were designed, and trains caseworkers based on their findings to improve program integrity. Specifically,

Oregon Department of Human Services Central Services

they conduct operational and case reviews of major program areas, many mandated by state and federal law, to determine how accurately each program is making eligibility, program quality and other determinations. The Quality Assurance Unit and the Centers for Medicare and Medicaid Services Waiver Group conducts field reviews to assess program quality, including assuring compliance with civil rights laws and culturally responsive best practices.

Office of Reporting, Research, Analytics, and Implementation

The Office of Reporting, Research, Analytics, and Implementation (ORRAI) compiles reports, conducts research, analyzes data, implements research, and provides caseload/workload estimates for five ODHS programs. ORRAI provides mission critical information to directors, legislators, partner agencies, and the public. The office translates data into information and develops practitioner tools to insure decisions are data informed. The Office is reliant on predictive analytics to improve outcomes for children and families. ORRAI also implements an equity analyses to identify inequities and progress towards equitable outcomes, as well as to inform agency programs and decision-making.

Office of Business Information Services

The Office of Business Information Services is responsible for ensuring DHS program and policy integrity in Enterprise IT Projects and in operations and maintenance efforts. OBIS specialize in standards and practices of Business Analysis and User Acceptance Testing Services related to Enterprise IT solutions. OBIS contribute to the ODHS mission and program integrity through the following services:

- Provides collaboration and strategic planning with State, Agency, Program and other related business and IT organizations regarding governance, priority and resource management of IT projects and enhancement, as related to State and ODHS Business Information Services
- Provides vendor, contract and budgetary oversight, as directed, for some Enterprise IT projects and operations and maintenance solutions, as defined
- Design and application of Enterprise level business analytic and testing service standards and practices
- Provides centralized Business Analytic support to Enterprise level IT projects and enhancements

Oregon Department of Human Services Central Services

- Provides centralized Business Analysis and User Acceptance Testing services for the Oregon Eligibility system
- Provides a scalable central BA and UAT model for other IT solutions, as defined
- Collaborates with all other agency Business Support Units (BSUs), Business Information Service units (BISs) and other to promote best practices, process improvement and increased program integrity across all Business Analytic services bridge the gap between IT solutions and business need. They assist ODHS program policymakers maximize strategic use of technology, while defining clarity and precision in our business solutions. Rigorous Business Analytics and system testing improve our projects, systems and increase program integrity across our Enterprise.

Information Support Services (ISS)

ISS collects and unifies DHS program data in a central repository to support reporting, research and analytics across the Department. ISS also develops and maintains data collection solutions to replace ineffective manual processes, support program initiatives and legislative requirements and facilitate continuous quality improvement, including implementation of Race, Ethnicity, Language and Disability data quality standards.

Integrated Eligibility and Medicaid Eligibility Project Office

Integrated Eligibility and Medicaid Eligibility (IE/ME) Project Office has been established to carry out the requirements of the Integrated Eligibility and Medicaid Eligibility IT Project, as described in the Budget Narrative of this document, including promoting and protecting civil rights of Medicaid clients.

Oregon Department of Human Services

Shared Services

Overview

Customer-driven shared services. When the agency split, ODHS and OHA agreed to maintain many infrastructure functions as shared services to prevent cost increases, maintain centers of excellence, and preserve standards that help the agencies work together.

ODHS Shared Services supports both ODHS and OHA by providing optimal business services to ensure accountability, data driven decisions, and stewardship of resources. Shared Services are completely Other Funded and provide services to both ODHS and OHA. Funding for Shared Services is included in the Shared Services Funding portion of the Statewide and Enterprise-wide Costs (SAEC) budget.

ODHS and OHA govern their shared services through a joint committee composed of leaders of the two agencies. This approach ensures that shared services are prioritized and managed to support program needs. The board and its subgroups have established documented service level agreements and performance measures for each service, moved staff in and out of shared services to rationalize service delivery, and begun implementing more integrated systems to support the performance of all our employees.

ODHS Shared Services

The overall GB for shared services is \$157 million Other Funds 680 positions and 674.79 FTE.

Shared Services	GF	OF	FF	TF	POS	FTE
LAB 19-21	-	152,947,750	-	152,947,750	670	668.23
GB 21-23	-	157,008,515	-	157,008,515	680	674.79
Difference LAB - GB	-	4,060,765	-	4,060,765	10	6.56
% Difference LAB - GB	0.00%	2.66%	0.00%	2.66%	1.49%	0.98%

Shared Services	GF	OF	FF	TF	POS	FTE
CSL 21-23	-	163,567,538	-	163,567,538	679	674.24
GB 21-23	-	157,008,515	-	157,008,515	680	674.79
Difference CSL - GB	-	(6,559,023)	-	(6,559,023)	1	0.55
% Difference CSL - GB		-4.01%		-4.01%	0.15%	0.08%

Major changes between LAB and CSL include:

- Phase in of investments made in 2019-21

Oregon Department of Human Services

Shared Services

- Standard Inflation Aside S&S inflation removed at GB.

Strategic Funding Investments

Proposed investments in Shared services include:

	Shared Services SCR Total					
	GF	OF	FF	TF	Positions	FTE
118 - CW Stabilization	-	785,512	-	785,512	6	5.28
125 - EAU Business Process Change/Prog Integrity	-	643,241	-	643,241	4	3.52

In some cases, the shared service investment is only part of the larger POP with the remainder in other program areas.

POP 118 Child Welfare Stabilization

The purpose of this request is to stabilize the Child Welfare program by attaining position authority for currently non-budgeted double-filled positions that are critical to Child Welfare operations and services. The agency and the Child Welfare program have historically used double fills to address workload needs that could not be met by budgeted positions. This package requests position authority for 99 positions (87.12 FTE) throughout various Child Welfare units as well as some Central and Shared office units that are critical to Child Welfare’s stability. Shared services requests six positions and 5.28 FTE to support Child Welfare.

POP 125 Estate Administration Unit (EAU) Business Process Change/Prog Integrity

The primary objective of the policy package is to increase recoveries for reinvestment in ODHS programs and to improve integrity to ODHS programs through increased identification and recovery of overpaid benefits. Additional revenues for ODHS will be provided to the Supplemental Nutritional Assistance Program (SNAP), Temporary Assistance to Needy Families (TANF), Employee Related Daycare (ERDC) and Medical Programs.

The Overpayment Writing and Overpayment Recovery Units have successfully redesigned and are now rightsized for the incoming work. Prior to this, they have been creating backlogs of work. The backlogs are not completely eliminated yet, however, they are not adding to the backlogged work either and are slowly pecking away.

Oregon Department of Human Services

Shared Services

We are anticipating similar processes redesign work in our Fraud Investigation unit, which should add an additional 50 cases a month to ORU and OWU workloads. This additional work translates into 2 additional overpayment writers (Compliance Specialist 2) and 1 additional recovery agent (Revenue Agent 2) needed. It would also likely result in an additional \$2 million per biennium for the SNAP, TANF, Medicaid and ERDC programs.

This investment was funded through the reduction of program costs anticipated to be offset by staff collections. Therefore, it was a net GF \$0 investment.

Overview of Shared Services

ODHS Shared Services contains the following key offices and programs:

Shared Services Administration provides leadership and direction for shared services offices as well as managing the business continuity planning efforts for both ODHS and OHA.

The Budget Center provides program and administrative budget planning, financial analysis and technical budget support for ODHS and OHA shared service and SAEC budgets. These services are provided for department leadership, program, policy and field managers, staff and external policymakers.

The Office of Forecasting, Research and Analysis provides an independent, externally reviewed, forecast of the usage of ODHS and OHA programs used for budget forecasts and legislative decision-making. OFRA also creates an integrated client dataset across programs to facilitate research on the combined effects of ODHS and OHA programs.

The Office of Enterprise Data Analytics (OEDA) which conducts inter-agency research and advanced statistical modeling to answer cross agency and/or cross programmatic operational questions.

The Office of Financial Services provides accounting services, administers employee benefits and payroll, prepares financial reports, and collects funds owed to ODHS and OHA. This office provides accurate, accountable and responsive financial management and business services to ODHS and OHA clients, providers, vendors, stakeholders and employees in support of both agencies' missions and in compliance with state laws and federal policies, rules and regulations.

Oregon Department of Human Services

Shared Services

The Office of Human Resources provides essential HR administrative functions and services for ODHS and OHA, and supports organizational development and an improved common culture of leadership and engagement across both agencies, through background checks and fitness determinations; personnel records management; leave administration; centralized position administration; safety and risk response and management; staff and management training; facilitation services and LDMS coaching; HR data analysis and reporting; HR policy administration; and internal communication strategies and resources for managers and staff.

Background Check Unit

The Background Check Unit (BCU) provides a comprehensive background screening process to determine if an individual should be allowed to have access to vulnerable people, IT systems or client information. BCU also provides centralized support for FBI Criminal Justice Information Services (CJIS) clearance and training for ODHS and OHA staff. BCU is also Oregon's point of contact for processing out-of-state child protective service check requests in support of federal legislation.

The Office of Facilities Management manages 2.7 million square feet of leased property for OHA and DHS statewide, including managing maintenance, remodeling, furniture acquisition and reconfiguration, staff relocations, coordination with DAS and state brokers on lease negotiations, and analysis of the costs and benefits of space utilization, ADA compliance, and energy conservation.

The Office of Imaging and Records Management provides document and records management services for ODHS and OHA through imaging, electronic workflow, data entry, archiving and retention services.

The Office of Contracts and Procurement provides contract and procurement services for ODHS and OHA by making purchases, conducting solicitations, and preparing and processing contracts with other government agencies, businesses and service providers.

The Office of Investigations, Training and Safety conducts and oversees statewide protective services investigations of abuse and neglect, provides technical assistance to community-based mental health and developmental disability programs, and delivers training on investigations and abuse prevention services for ODHS and OHA.

Oregon Department of Human Services Shared Services

The Internal Audit and Consulting conducts independent audits on OHA, and ODHS programs identified in the agencies' risk assessment and audit plan and coordinates the agencies' engagement in and responses to external audits. The Secretary of State and federal agencies conduct 30-50 external audits and reviews of ODHS/OHA programs each year.

The Office of Payment, Accuracy and Recovery provides recovery services for ODHS and OHA by identifying and recovering moneys paid in error to clients or providers; investigates allegations of fraudulent activities; investigates and recovers state funds expended for services when a third party should have covered the service and the recovery of claims made by a client; and recovers funds from the estates of Medicaid recipients for the cost of cash and medical benefits provided.

Publications and Creative Services

Publications and Creative Services manages the writing, design, development, printing and distribution of ODHS and OHA publications for internal and external audiences, which includes accessible formats and multiple languages. Publications and creative services provides consulting to plan professional quality publications that reflect ODHS and OHA style guidelines; edit and proof materials created by staff experts and partners in their individual fields; provide graphic design, layout, original and digital illustration, forms creation, graphic artwork and Web and electronic materials.

Oregon Department of Human Services

Child Welfare Programs

Overview

The Oregon Child Welfare Division believes children do best growing up in a family and their community. To support families, we provide prevention, protection, and regulatory programs for Oregon's most vulnerable children – keeping them safe and improving their quality of life. Prolonged economic stress, in addition to COVID-19, is increasingly putting Oregon children in unsafe situations. These issues are disproportionately affecting communities of color and contributing to their over-representation in both the child welfare and corrections systems. The demand for state-funded services in the future is directly related to our ability to prevent and mitigate these traumas today.

Engaging Families

Our strategies depend on building an environment that is safe for Oregonians. The first step is supporting initiatives that are geared toward minimizing risk by transforming interventions to better meet the challenges families are facing. This will enhance our ability to engage individuals who are less able to care for themselves, their families and communities. This creates a stronger continuum of efforts to prevent abuse and neglect and efforts to hold perpetrators of that abuse and neglect accountable.

Our budget proposal seeks to ensure that Oregonians are safer in the future than they are today by focusing on strategies that have proven to result in the greatest reduction in overall risk. We aim to achieve the following outcomes:

- A clear focus on safety strategies for the most vulnerable citizens in care in Oregon.
- A better array of evidence-based interventions with community-based supports for families before, during and after involvement with the Child Welfare system, including strategies to safely and equitably reduce the number of children who experience foster care. This includes available services and supports so children are not at risk for re-entry into foster care and families can be stabilized.
- Improved services for children and families disproportionately represented in the child welfare population by targeting culturally appropriate strategies to provide intervention and services and using decision point analysis to address disparities.
- And finally, to increase staffing to lower caseloads.

Oregon Department of Human Services

Child Welfare Programs

Funding

The Governor’s Budget proposes to be \$889.9 million General Fund and \$1.47 billion total funds for the 21-23 biennium.

CW	GF	OF	FF	TF	POS	FTE
LAB 19-21	792,863,003	39,096,027	570,719,266	1,402,678,296	3,290	3,237.19
GB 21-23	889,934,481	31,561,699	552,406,853	1,473,903,033	3,398	3,345.28
Difference CSL - GB	97,071,478	(7,534,328)	(18,312,413)	71,224,737	108	108.09
% Difference CSL - GB	12.24%	-19.27%	-3.21%	5.08%	3.28%	3.34%

CW	GF	OF	FF	TF	POS	FTE
CSL 21-23	861,468,468	37,791,256	554,119,567	1,453,379,291	3,272	3,232.36
GB 21-23	889,934,481	31,561,699	552,406,853	1,473,903,033	3,398	3,345.28
Difference CSL - GB	28,466,013	(6,229,557)	(1,712,714)	20,523,742	126	112.92
% Difference CSL - GB	3.30%	-16.48%	-0.31%	1.41%	3.85%	3.49%

Major changes from LAB to CSL are driven mainly by:

- Standard inflation except for Services and Supplies which was removed at GB
- Forecasted increases in Caseload and Cost Per Case
- General Fund backfill of capped federal fund sources

Strategic Funding Investments

Children and Families: Child Welfare services represent a continuum of supports with the ultimate goal of keeping children safe. Historically in Oregon, this has equated to the removal and placement into foster care. Based on research and feedback from children, youth and families who experience our system, it is clear there needs to be strategic efforts to refocus the service continuum to ensure safety while also focusing on child well-being, family stability and, when possible, avoid removal and placement in foster care by supporting families to safely parent their children in their home. Post-adoption and guardianship support help sustain permanency for children, again preventing them from returning to foster care.

These strategies include:

1. Increased focus and culture of Safety in Child Welfare
2. Design programs to strengthen, preserve and reunify families involved in the child welfare system, preventing entry into the foster care system and shortening the length of stay for children that do enter;
3. Focus on addressing disproportionality of children entering and remaining in

Oregon Department of Human Services

Child Welfare Programs

the foster care system; and

4. Target resources for more families in extreme poverty at risk of involvement with Child Welfare Program funding investments are intertwined in the Child Safety, Child Welfare Design and Delivery, and Permanency Programs

	CW SCR Total					
111 - Increase Child Welfare Training Capacity	992,940	-	2,978,570	3,971,510	19	16.72
114 - Family Preservation and Preservation Servs	4,607,137	-	1,535,672	6,142,809	29	25.52
115 - Governor's Child Foster Care Adv Commission	166,400	-	55,466	221,866	1	0.88
116 - Respite Care Prog Foster Family Recruit Team	19,443,093	-	1,165,112	20,608,205	1	0.88
118 - CW Stabilization	10,961,898	45,474	4,654,665	15,662,037	59	51.92

POP 111 Increase Child Welfare Training Capacity

Increase Child Welfare Internal Training and Workforce Development Capacity in accordance with recommendations made by Alvarez & Marsal under Executive Order 19-03. Recommendations included increased staff and resources to provide improved in-field supports, transfer of learning, advanced supervisor training, and accountability for training and workforce development. Capacity would take the form of additional positions and fiscal resources necessary to enhance Instructional Design, Training Delivery, Quality Assurance, Data Analysis, and Performance Evaluation of our workforce as they navigate their respective training paths. In addition, a comprehensive framework will be developed to inform clear paths to proficiency, competency, and expertise through formal instruction, field training, ongoing professional development, and promotional opportunities. These combined efforts will increase retention and the skills of our workforce.

POP 114 Family Preservation and Prevention Services

Families that are at high risk or with specific needs can be connected to community-based resources to support the family without a more intrusive level of Child Welfare intervention. Child Welfare must develop a Continuous Quality Improvement program to ensure effective and quality services are provided.

POP 115 Governor's Child Foster Care Advisory Committee

This policy option's proposal accompanies a legislative concept that is effectively a re-introduction of HB 2332 – A of 2019.

HB2332 – A increases the membership of the commission from 11 to 13 and makes modifications to appointments and membership requirements. It also

Oregon Department of Human Services

Child Welfare Programs

appropriates money to the commission for compensation and expense reimbursement of members and directs the Oregon Department of Human Services (ODHS) to provide staff and support including a full-time equivalent policy analyst.

POP 116 Respite Care Resource Family Recruitment Team

Oregon does not currently have a formalized respite care program. Respite care is short-term childcare services that offer temporary relief, improves family stability, and have been shown to reduce the risk of abuse or neglect. This Policy Option Package is derived from the recommendation from the assessment conducted by the consulting firm Alvarez & Marsal. Respite care provides foster parents with short-term childcare services that offer temporary relief, improves family stability, and reduces the risk of abuse or neglect. Respite can be planned on an ongoing basis or offered during emergencies or times of crisis.

This Policy Option Package seeks a multifaceted approach to solve a longstanding problem by providing respite services to foster parents. One approach would create a formalized, consistent, structured statewide respite program. This program would bolster foster family supports for those with limited resources, increase retention of foster families and increase placement stability. The other approach will provide emergency/crisis respite to ODHS certified families and Tribal Certified families with children in their homes in the custody of ODHS by overlaying the Behavioral Rehabilitative Services (BRS) infrastructure. This respite plan relies on the BRS infrastructure, primarily the Proctor Care system, to diversify their placement services by adding respite supports. Current BRS rules note that Proctor homes can serve 1 or 2 youth whom are not BRS clients, depending on the adult to child ratios natural to the home.

POP 118 Child Welfare Stabilization

The purpose of this request is to stabilize the Child Welfare program by attaining position authority for currently non-budgeted double-filled positions that are critical to Child Welfare operations and services. The agency and the Child Welfare program have historically used double fills to address workload needs that could not be met by budgeted positions. This package requests position authority for 99 positions (87.12 FTE) throughout various Child Welfare units (59 positions

Oregon Department of Human Services Child Welfare Programs

and 51.92 FTE) as well as some Central and Shared office units that are critical to Child Welfare's stability (40 positions 35.20 FTE).

Conclusion

We want to break the cycle that causes harm to individuals and drives Oregonians into expensive state-sponsored programs. Our strategies focus on helping ensure that Oregonians are safer in the future than they are today by increasing resources proven to result in the greatest reduction in overall risk. Though those strategies require some upfront, taxpayer investment, we are committed to being accountable for needed service delivery and performance metrics focused on improvements in the lives of those we serve and long-term reductions in the demand for state services. We know that abuse and neglect will never totally be eliminated, but we believe that Oregon should be a place where our children, are safe, and we believe our budget proposal will improve the state's ability to work with individuals and communities to achieve that goal, while reducing the demand for costly state services in the future.

Oregon Department of Human Services

Self Sufficiency Programs

Overview

Oregonians access self-sufficiency services when they are in need and have no other alternatives. From all corners of the state, we served over one million Oregonians last year through our Supplemental Nutrition Assistance Program (SNAP). Most Oregonians seeking assistance need help meeting a variety of needs such as nutritious food or basic needs such as shelter and utilities costs in addition to basic household supplies such as toothpaste, bedding, and other basic hygiene needs through cash assistance for families with children living in extreme poverty, or assistance with quality child care so parents can remain employed and maintain a path of financial stability. Programs also help low-income families impacted by domestic violence or refugees seeking a safe area to live. Some programs require participation in employment services or job training to help them move to supporting themselves and their families. Families can also receive help to apply for other federal programs (SSI) if employment is not a viable option due to a severe disability.

Challenges

When adequately resourced, staff delivering these programs help break the cycle of poverty and help Oregonians transition to jobs. This keeps families safe and stable, supporting the healthy development of young children. Unfortunately, with program reductions, an economic recession that triggered a dramatic increase in demand for services from Oregonians, and a slow economic recovery, these programs have been significantly challenged to achieve results. Additionally, caseloads remain high in SNAP.

Staff at the state and local levels continue to collaborate and build upon existing agency and community partnerships in order to help families find the resources and services they need. There is also a need, and an opportunity, to further connect with the multiple redesigns of state systems (Workforce, Early Learning and Health) that touch or should touch families served by the ODHS self-sufficiency programs. In particular, the economy is recovering slowly and unevenly creating challenges for people throughout the state to have access to jobs that build a path to self-sufficiency.

Seeking Self-Sufficiency

These programs are designed to help break the cycle of poverty, help Oregonians transition to jobs, support the healthy development of young children and help

Oregon Department of Human Services

Self Sufficiency Programs

keep families stable, preventing children from being abused or neglected and from requiring out-of-home placement in more expensive foster care.

The TANF program funds are used in efforts that maximize the dollars for benefits that are targeted at building participant progression in work related activities, and identifying and building on skills and leveraging community collaborations to provide solid foundations that lead not only to employment placement but retention and advancement.

For budget purposes, TANF is not considered a mandated program. The last forecast (fall 2020) projected an increase of approximately \$33 million TF in the 21-23 biennium in both the Basic and UN (2-parent) caseloads. The projected TANF caseload is not fully funded in the GB.

Currently, caseload trends are not as high as projected, however, the caseload is projected to be higher than the current budget for 21-23. The TANF caseload increase was funded by the Legislature during the 19-21 biennium, but those increases in costs were not “rolled” into the CSL budget after being funded. This means the program either needs to take a reduction or additional funding is needed. While it appears less will be needed than anticipated, there is still a portion of the anticipated TANF caseload that is not funded. And, it is possible we have not seen the full increase in this caseload yet. If limitation is provided for Basic, TANF FF can likely cover these costs. TANF UN is a GF only program with an estimated need of around \$9 million GF.

For the 21-23 biennium we plan to continue program improvements.

The proposed Self Sufficiency Governor’s Budget is \$480.5 million General Fund and \$4.15 billion total funds primarily driven by SNAP benefits.

SSP	GF	OF	FF - inc NL FF	TF	POS	FTE
LAB 19-21	456,786,264	138,516,683	3,115,355,469	3,710,658,416	2,611	2,520.10
GB 21-23	480,502,270	119,875,381	3,554,704,971	4,155,082,622	2,600	2,596.89
Difference CSL - GB	23,716,006	(18,641,302)	439,349,502	444,424,206	(11)	76.79
% Difference CSL - GB	5.19%	-13.46%	14.10%	11.98%	-0.42%	3.05%

Oregon Department of Human Services

Self Sufficiency Programs

SSP	GF	OF	FF	TF	POS	FTE
CSL 21-23	480,302,803	119,814,326	2,534,295,264	3,134,412,393	2,621	2,617.30
GB 21-23	480,502,270	119,875,381	3,554,704,971	4,155,082,622	2,600	2,596.89
Difference CSL - GB	199,467	61,055	1,020,409,707	1,020,670,229	(21)	(20.41)
% Difference CSL - GB	0.04%	0.05%	40.26%	32.56%	-0.80%	-0.78%

Major changes from LAB to CSL are driven mainly by:

- Standard inflation aside S&S inflation removed at GB
- Phase in of investments from 2019-21
- Mandated caseload and staffing increases
- TANF is not a mandated caseload and forecasted caseload increases were not fully funded in GB.

Strategic Funding Investments

	SSP SCR Totals					
130 - Survivor Investment Partnership	10,000,000	-	-	10,000,000	3	2.64
206 - Integrated Eligibility	458,832	-	688,252	1,147,084	4	4.00

POP 130 Survivor Investment Partnership

In partnership with the Governor’s Office, ODHS Self-Sufficiency is proposing the Survivor Investment Partnership (SIP) Program to increase accessibility of advocacy services and meaningful financial support to survivors of domestic violence and sexual assault including Tribal members, individuals without children, and vulnerable populations. Domestic Violence is disproportionately prevalent in vulnerable populations:

- Prevalence rates for Tribal members experiencing domestic violence is at 44% nationally.
- 2017 Adult Protective Services reports show out of 3,672 founded community allegations investigated for abuse, 85% of those cases were individuals that may have experienced some form of domestic violence
- In Federal Fiscal Year 2018, 21.5% of children in Child Welfare that were victims of Child Abuse were children of color.

Survivors of domestic violence and sexual assault need access to culturally responsive advocacy services and meaningful financial support. There are high rates of domestic and sexual violence in Oregon and services to support survivors are underfunded. There are current gaps in services, where culturally specific

Oregon Department of Human Services

Self Sufficiency Programs

services are not available across the state, there is a need for additional services in Tribal Communities, and survivors of domestic violence and sexual assault (DVSA) need access to funding that both supports underserved and vulnerable populations and that is accessible and meaningful.

The intention is to expand services in a meaningful way and to reach underserved populations. This proposal will focus on increasing partnerships and access to meaningful financial supports by contracting with these partners to increase capacity and advocacy in their agencies and open resources for survivors through the survivor investment dollars. This program will focus on providing culturally responsive advocacy and financial support to survivors. This proposal is still in development with ongoing workgroups, partners, Tribes, and the Governor's Office.

POP 206 Integrated Eligibility Maintenance and Operations

This is part of a larger investment to move the IE project to the Maintenance and Operations stage. This investment provides resources and funding to provide stability and continued support for the Integrated Eligibility (IE) program. The Integrated Eligibility initiative is a multi-biennium effort to develop a comprehensive unified system called ONE that integrates eligibility determination for Non-MAGI Medicaid, Supplemental Nutrition Assistance Program (SNAP), Temporary Assistance for Needy Families (TANF) and Employment Related Day Care (ERDC) benefits. This system represents an essential lifeline to vulnerable Oregonians in need. The IE program is an umbrella under which multiple inter-dependent yet disparate bodies of work fall.

- The core system will be implemented statewide before July of 2021. Following implementation there will be a substantial stabilization period to resolve defects, add minor enhancements and help staff adjust to the new system.
- Major enhancements to the system will be needed to add functionality that was not included in the original system requirements. These include functionality such as:
 - Mandated changes for Asset Verification Services
 - Updates to Medicare information
 - Mandated and/or required reports for all programs
 - Additional federal reporting or federal changes that have been passed nationally regarding the SNAP program

Oregon Department of Human Services

Self Sufficiency Programs

- Increased functionality for operational efficiency to ensure Oregonians receive the services they need in the most efficient method possible
- User Acceptance Tools need to be upgraded to support further enhancements. For example, Team Foundation Server must be upgraded to the latest version (Azure DevOps Server) before it reaches end-of-life. All UAT activities are currently supported by the State and are not provided by Deloitte.
- The Eligibility Transformation team which provides trainers, subject matter experts and leadership will need to continue to provide support services into the 2021-23 biennium.
- Ongoing support of the Legacy systems relied upon by IE. Changes made to the IE core system typically require changes to the legacy systems, which ultimately pays out benefits for clients. Test environments created to support user acceptance testing and ongoing support and maintenance for the existing automated test suite were not included in previous funding requests. Additional resources will be needed to ensure the environment and tools can support system changes, system enhancements, testing and training. Disaster Recovery functionality and testing needs to be established for IE core.
- On-going Maintenance & Operational (M&O) support will be provided by Deloitte for the core system. Funding is requested through this POP for those M&O expenses.

The Integrated Eligibility (IE) program must meet the needs of the Oregonians in which it serves. Enhanced Federal funding will continue to be available to finance a portion of the requests outlined for enhancements. Items that are M&O or not new development are not eligible for enhanced funding but can receive funds under the maintenance and operational federal match.

Conclusion

These proposed investments for 2021-23 will, in the short run, maximize results for clients and further reduce the TANF caseload by maximizing employment outcomes. Improving participation and employment outcomes will also help avoid penalties to the federal government, keeping our limited state dollars in Oregon.

Note: The TANF caseload will either need to be funded at LAB or changes to the program must occur to either eligibility or benefit levels.

Oregon Department of Human Services Self Sufficiency Programs

In the long run, these investments will improve service quality and equity, ensure that ODHS clients benefit from coordination with other child and family serving systems (including health, education, and workforce systems), and allow the Department to maximize results for families.

Oregon Department of Human Services

Aging and People with Disabilities Programs

Overview

The Department of Human Services Aging and People with Disabilities (APD) program mission is to assist Oregon’s diverse population of older adults and people with disabilities achieve well-being through opportunities for community living, employment, family support and services that promote independence, choice and dignity.

The state of Oregon is a leader in long term care systems and was ranked number four nationally in AARP’s latest ranking. In 1981 Oregon received the first waiver nationwide for long term care services allowing Oregonians receiving Medicaid to choose services in their own home or their communities rather than an institutional facility such as a nursing home. In 2013, Oregon transitioned most of its services into the 1915(K) State Plan Option. The K Option provides significant benefits to the State in cost savings and allows Oregonians individual choices to best serve their needs. Oregonians value receiving long term care services in a non-institutional setting with nearly 88% choosing alternatives that allow them to remain independent and safe.

Long Term Care Setting (as of Mar 2020)	# of Recipients	% of LTC Caseload
Nursing Facility	4,345	12.2%
In Home	18,944	53.3%
Community Based Setting	12,220	34.5%
Total	35,509	100%

Oregon’s population is aging

Our 65+ population is projected to grow from 791,000 to 1,000,000 by 2030. While we prepare for this growth, we know we must do more than create cost effectiveness in the choices of long-term care. We must also look at preventative measures Oregonians can implement now so they never need publicly funded long-term care services.

We have prepared a strategic budget to focus on continuing modernization and improvements to help Oregonians sustain long term care services, become more independent and safer.

Oregon Department of Human Services

Aging and People with Disabilities Programs

Funding

The cost to operate the Aging and People with Disabilities (APD) Governor's Budget is \$1.41 billion general fund and \$4.35 Billion total funds for the 2021-23 biennium.

APD	GF	OF	FF	TF	POS	FTE
LAB 19-21	1,122,702,557	293,858,869	2,529,429,387	3,945,990,813	1,544	1,503.74
GB 21-23	1,413,041,541	267,382,496	2,664,518,069	4,344,942,106	1,692	1,683.43
Difference LAB - GB	290,338,984	(26,476,373)	135,088,682	398,951,293	148	179.69
% Difference LAB - GB	25.86%	-9.01%	5.34%	10.11%	9.59%	11.95%

APD	GF	OF	FF	TF	POS	FTE
CSL 21-23	1,481,364,327	238,998,859	2,686,892,994	4,407,256,180	1,713	1,704.43
GB 21-23	1,413,041,541	267,382,496	2,664,518,069	4,344,942,106	1,692	1,683.43
Difference CSL - GB	(68,322,786)	28,383,637	(22,374,925)	(62,314,074)	(21)	(21.00)
% Difference CSL - GB	-4.61%	11.88%	-0.83%	-1.41%	-1.23%	-1.23%

Major changes from LAB to CSL are driven mainly by:

- Standard inflation except for Services and Supplies removed at GB
- Forecasted Cost per Case and Caseload changes including AAA staff funding
- Changes in Federal Fund Match Rates
- One-time Nursing Facility Provider Tax Backfill

Strategic Funding Investments

The following Independence, Safety and Health investments are being proposed to improve services to Oregonians:

	APD SCR Total					
	GF	OF	FF	TF	Positions	FTE
103 - OPI Expansion and Family Caregiver Support	-	-	34,805,145	34,805,145	-	-
207 - Provider Time Capture M&O	1,814,048	-	1,000,000	2,814,048	-	-

POP 103 OPI Expansion and Family Caregiver Support

This policy package was altered to only include what is hoped to be approval by CMS to match the OPI program. ODHS APD will be working with OHA and CMS to determine if OPI can be approved for match without opening the entire waiver for discussion. If the entire waiver is open, ODHS, at the direction of the legislature, will not pursue this match.

Oregon Department of Human Services Aging and People with Disabilities Programs

POP 207 Provider Time Capture Maintenance and Operations

The Oregon Department of Human Services (ODHS) and Oregon Health Authority (OHA) in-home care programs need a system that will increase program integrity and comply with the federal 21st Century CURES Act for Electronic Visit Verification (EVV) System and the U.S. Department of Labor Fair Labor Standards Act (FLSA). This would be done with the implementation of a time, attendance and payment system for the program's Home Care Workers and Personal Support Workers (HCW/PSW). The drivers for this work include a need for: 1. Improved timeliness and accuracy of data 2. Improved compliance with federal, state, and bargaining requirements 3. Increased efficiency and internal controls 4. Decreased duplication of efforts across agencies 5. HCW/PSW to accurately and timely report services provided across programs 6. Decrease dependency on outdated legacy systems This POP requests General Fund to implement ongoing maintenance and enhancements that build upon a base system implemented in the 2021-23 biennium that would result in an integrated solution that meets the 21st Century Cures Act criteria and helps protect vulnerable Oregonians. Not funding this POP would limit Oregon's ability support the system. The positions originally in this POP were removed as positions were approved in 19-21 that will roll into 21-23 without a further request.

Conclusion

For the 21-23 biennium, APD is proposing a package of services that promote safety and well-being for Oregon's older adults and people with disabilities. This is the Department's highest priority and an area that has been lacking investment in past biennia. These investments will help ODHS meet the needs of Oregonians in this period of change and growth.

Oregon Department of Human Services

Intellectual and Developmental Disabilities Program

Overview

ODDS provide services to cover a lifetime of support to Oregonians with intellectual/developmental disabilities. People with disabilities of all ages want the same opportunities every Oregonian wants: not just to survive, but to thrive. They want to live in their communities and make decisions about daily activities, so they can go to school, work, church, enjoy recreation and participate fully in their communities. We currently help over 30,000 children; adults and their families have the best quality of life possible at all stages of their lifespan. Most individuals with developmental disabilities are eligible for a Medicaid waiver or state plan which allows them to receive supports in their family home or community. Our mission is to help them be fully engaged in life and, at the same time, address their critical health and safety needs.

History and Future State

The state of Oregon is recognized nationally as an innovative leader in developing community-based services for individuals with intellectual/developmental disabilities. Oregon is one of few states that have no state or privately operated institutional level services specifically for people with developmental disabilities. In fact, the majority of individuals with intellectual/developmental disabilities in Oregon, approximately 76 percent, are served in their own home or their family's home.

The I/DD program fulfills its mission and carries out its responsibilities while adhering to the following values:

- Choice, self-determination and person-centered practices
- Children and families together
- Health, safety and respect
- Community inclusion and community living
- Strong relationships
- Service equity and access

Oregon home and community-based services for people with Intellectual and Developmental Disabilities are provided under several Medicaid authorities including Community First Choice Option (CFCO), also known as K-Plan; and five 1915c waiver programs. Supports provided under K-Plan are services such as attendant services that support individuals in accomplishing Activities of Daily

Oregon Department of Human Services

Intellectual and Developmental Disabilities Program

Living and Instrumental Activities of Daily Living (ADL/IADL), relief care, behavioral support services, transportation, environmental modifications, and assistive technology and devices.

The Lane v. Brown Settlement has added additional requirements to I/DD programs around placement of those with I/DD into integrated settings and moving away from sheltered workshops. In September 2020, ODDS ended all sheltered workshop funding for people with IDD.

However, to serve the increasing number of people with intellectual and developmental disabilities, maintain those high levels of satisfaction and to further advance the inclusion of people with intellectual/developmental disabilities in their communities, the system has an urgent need to continue its evolution in a fiscally sustainable manner.

To that end, we have prepared a strategic budget designed to further improve the customer experience and advance efficiencies to maximize resources. Specifically, we seek to achieve the following outcomes and goals:

- Assure the health and safety of individuals served.
- Increase provider rates to create a more stable and competent workforce for I/DD services
- Be responsive to emerging consumer demands for individualized, self-directed services and sufficient service choices.
- Promote maximum consumer independence and engagement in their communities.
- Leverage use of available federal funding options.
- Address improvements in business practices such as payment and information systems to achieve overall operational efficiencies.

Funding

The proposed Governor's Budget to operate the Intellectual & Developmental Disability (I/DD) program for the 2021-23 biennium is \$1.25 billion in General Fund and \$3.59 billion total funds.

Oregon Department of Human Services Intellectual and Developmental Disabilities Program

I/DD	GF	OF	FF	TF	POS	FTE
LAB 19-21	969,618,696	47,888,987	2,140,980,373	3,158,488,056	917	916.17
GB 21-23	1,244,534,205	30,133,392	2,314,588,403	3,589,256,000	917	916.17
Difference LAB - GB	274,915,509	(83,075)	87,930,854	91,847,463	-	-
% Difference LAB - GB	28.35%	-0.17%	4.11%	2.91%	0.00%	0.00%

I/DD	GF	OF	FF	TF	POS	FTE
CSL 21-23	1,240,534,521	30,216,467	2,226,657,549	3,497,408,537	917	916.17
GB 21-23	1,244,534,205	30,133,392	2,314,588,403	3,589,256,000	917	916.17
Difference CSL - GB	3,999,684	(83,075)	87,930,854	91,847,463	-	-
% Difference CSL - GB	0.32%	-0.27%	3.95%	2.63%	0.00%	0.00%

Major changes from LAB to CSL are driven mainly by:

- Standard inflation except for Services and Supplies which was removed at GB
- Forecasted Cost per Case and Caseload changes including CDDP and Brokerage funding
- Changes in Federal Fund Match Rates

Strategic Initiatives

With the ultimate goal of preventing or delaying access to the highest cost services within our system, we plan to direct funds to improve outcomes, expand on service innovations and strategically advance initiatives in the following areas:

- Stable and competent workforce for I/DD services through implementation of transparent rate models
- Service Equity and language access
- Increased safety
- Service Capacity

	I-DD SCR Total					
	GF	OF	FF	TF	Positions	FTE
107 - Diversity, Equity and Inclusion	590,000	-	475,000	1,065,000	-	-
119 - Implementation of the New Rate Models	34,414,903	-	66,874,523	101,289,426	-	-

POP 107 Diversity, Equity and Inclusion Joint POP with OEMS in Central

This is part of a larger Diversity Equity and Inclusion POP for ODHS. In order to provide the necessary level of language access, an intentional resource investment is needed. Within existing capacity, ODDS is unable to provide sufficient language

Oregon Department of Human Services Intellectual and Developmental Disabilities Program

access supports and services to meet minimum requirements. Further, ODDS is unable to reach its vision for service equity and eliminating language barriers.

ODDS is committed to its obligations under law, rule, and policy, in addition to its vision for an equitable system that is easy to use and navigate.

POP 119 Implementation of the New Rate Model

Requests funds to cover the cost of transition to the new rate models for certain services. This funding will cover transition from the old rate structure and groupings of individuals according to their level of need based on the old assessment instruments to the new Service Groups based Oregon Needs Assessment (ONA) and new rate model Payment Categories. This POP does NOT include funding to allow ODDS to implement the new rate models with an additional rate increase to move new rates closer to full implementation.

Conclusion

This proposal represents a substantive level of strategic planning that will allow the I/DD system to improve the quality of service it offers to Oregonians with intellectual/developmental disabilities and their families that support them. The primary focus is on sustainable, quality service programming that accounts for the short- and long-term budget realities that shape our implementation planning. Focusing our efforts on helping people with disabilities remain at home or in their community provides not only financial benefits, but better quality throughout their life. We are confident that this plan will maximize resources and strengthen the service system, enhancing its ability to produce results for those we serve.

Oregon Department of Human Services

Vocational Rehabilitation Programs

Overview

We help Oregonians with disabilities become employed through specialized training and new skills. This includes helping youth with disabilities transition to jobs as they become adults, helping employers overcome barriers to employing people with disabilities, and partnering with other state and local organizations that coordinate employment and workforce programs. Approximately 425,992 work age Oregonians, under age 65, experience a disability but only 37 percent are employed. Employment helps people with disabilities become more self-sufficient, involved in their communities and live more engaged, satisfying lives. Investments through this program provide outcomes for individuals, improving their lives, helping them become productive members of our society, contributing to local economies and reducing a reliance on expensive state and federal programs.

The Workforce Innovation and Opportunity Act (WIOA) which passed in July of 2014 reauthorized Title I the State Vocational Rehabilitation Services program and Title VI the Supported Employment program. WIOA makes significant changes to Title I strengthen alignment with core components of the workforce development system, redefining employment outcome to be competitive integrated employment, defining students with disabilities and youth with disabilities as specific populations requiring defined services. Title VI now requires that supported employment be in a competitive integrated setting and places a focus on youth with the most significant disabilities. The act further set aside portions of the federal funds to be dedicated to specific populations as well requiring specific services be delivered to those populations. There is a significant increase in reporting requirements and an emphasis on job retention and credential attainment.

Current funding levels

The Proposed Agency Request Budget to operate the Vocational Rehabilitation (VR) program is \$29.2 million General Fund and \$121.2 million total funds for the 21-23 biennium.

VR	GF	OF	FF	TF	POS	FTE
LAB 19-21	33,750,118	10,972,402	109,423,839	154,146,359	261	260.04
GB 21-23	29,187,767	10,574,496	81,447,687	121,209,950	249	248.04
Difference CSL - GB	(4,562,351)	(397,906)	(27,976,152)	(32,936,409)	(12)	(12.00)
% Difference CSL - GB	-13.52%	-3.63%	-25.57%	-21.37%	-4.60%	-4.61%

Oregon Department of Human Services

Vocational Rehabilitation Programs

VR	GF	OF	FF	TF	POS	FTE
CSL 21-23	37,649,137	3,085,205	84,461,192	125,195,534	261	260.04
GB 21-23	29,187,767	10,574,496	81,447,687	121,209,950	249	248.04
Difference CSL - GB	(8,461,370)	7,489,291	(3,013,505)	(3,985,584)	(12)	(12.00)
% Difference CSL - GB	-22.47%	242.75%	-3.57%	-3.18%	-4.60%	-4.61%

Major changes from LAB to CSL are driven mainly by:

- Standard inflation except for Services and Supplies which was removed at GB.
- Changes in Federal Reallotment funding

Governor's Budget Changes (including Essential Packages):

There is one investment in the Governor's Budget (noted further in this document within POP table), in addition to the regular essential packages that are part of the normal budget build process.

Permanent Options Package (POP) 131 – approved 1 position for TF's of \$170,746. This will be a self-funded position that will also be revenue generating. This will bring in additional funds that do not require match. This will assist in keeping the VR program out of the Order of Selection while increasing client service dollars at the same time.

- Federal funds limitation was phased out by (\$4,446,741) due to the end of federal period clean-up in CSL.
- Pkg 090; Funding shift incorporated as One-Time event utilizing YTP funds; increasing impact on OF and decreasing GF accordingly of (\$7,529,827) Total Funds (TF) within VR program's - Basic Rehabilitation Services.

In addition, the Governor's Budget imposed reductions as follows:

- Pkg 090; Analyst adjustment resulting in an elimination of (13) VACANT positions, largely made up of field "counselors", TF \$(2,862,395).
- Standard package reductions impacting both DELIVERY and DESIGN include the following:
 - Pkg 091; eliminate most inflation for Supplies & Services, DELIVERY at TF (\$161,961) and DESIGN at TF (\$151,584)
 - Pkg 092; additional 3% Vacancy savings applied, DELIVERY at TF (\$1,057,705) and DESIGN TF (\$8,310)
 - Pkg 096; reduction for DAS service charges, DELIVERY TF (\$36,134)

Oregon Department of Human Services

Vocational Rehabilitation Programs

- Pkg 097; reduction for Attorney General services charges, DESIGN TF (\$6,920)

Strategic funding proposals

We have prepared a strategic budget to improve our programs effectiveness and enhance the program's ability to provide further employment outcomes for Oregonians. Continuous program improvements focus on return-on-investment through outcomes for our clients. The requested investment focusses on implementation of part of the WIOA through the youth transition career technical education program.

	VR SCR Totals					
	GF	OF	FF	TF	Positions	FTE
131 - Social Security Cost Reimbursement	-	-	170,746	170,746	1	1.00

Social Security Cost Reimbursement

Currently Vocational Rehabilitation (VR) is not fully capturing all Social Security reimbursement available to its consumers who received Social Security Insurance (SSI) and/or Social Security Disability Insurance (SSDI) benefits and who become employed as a result of VR services. Proposed changes in the Ticket to Work program will create a revenue stream to fund ongoing supports for individuals with the most severe disabilities.

Conclusion

As the economy continues to recover from the impact of the pandemic, the focus on workforce development, employment and opportunity for *all* Oregonians will increase. The Vocational Rehabilitation program welcomes the opportunity to help the growing number of Oregonians with disabilities meet their employment goals.

This proposal represents the next phase of strategic investments required to leverage employment services to enhance the lives of Oregonians and contribute to local economies. VR will also continue to identify new ways to enhance its work with the Oregon Workforce Investment Board, Local Workforce Investment Boards, and the Workforce Policy cabinet in the implementation of the Oregon Workforce Talent Development Board's strategic plan and local board's efforts to better align economic and workforce development activities. All of these efforts will provide greater access for Oregonians who experience disabilities who are

Oregon Department of Human Services Vocational Rehabilitation Programs

seeking competitive integrated employment. This is an intentional approach to equity for people with disabilities as the core mission for VR.

However, the impact of the proposed budget and reduction of (13) FTE will greatly impact our service delivery and possibly force the program into the Order of Selection. An Order of Selection is a process for prioritizing eligible individuals into a waitlist and delays some individuals from receiving VR services due to limitations. Invoking the Order of Selection would have a negative cascading impact in the program and for the state. VR is committed to achieving the outcomes identified in the Governor's Executive Order for Employment for People with I/DD and the Lave v. Brown settlement. And to this date we have met those expectations with our existing budget and staff. Operating a program under Order of Selection could greatly impact meeting the benchmarks of this settlement agreement and could lead to more delayed services of eligible individuals. The VR program has worked hard to maintain proper position authority and limited position vacancies.

Oregon Department of Human Services Self-Sufficiency Programs

Mission

To provide a safety net, family stability and a connection to careers that guide Oregonians out of poverty

Program

Self-Sufficiency Programs (SSP) provides low- or no-income Oregonians with benefits and services to help them find stability and stop multi-generational poverty. With our lens focused on equity, we adapt services and policy to eliminate discrimination and disparities in how we deliver our services. SSP benefits prioritize the safety and healthy development of children, the strength of the individual and family, and the prevention of abuse or neglect that often leads to out-of-home placements in the more expensive foster care program.

SSP works to achieve its mission by focusing its efforts on five foundational operating principles:

- Family Engagement
- Economic Stability
- Collective Impact
- Integrity and Stewardship
- Professional Development

The benefits offered through SSP are:

- Employment Related Day Care (ERDC)
- Oregon Health Plan
- Refugee Program
- Supplemental Nutrition Assistance Program (SNAP)
 - SNAP-related programs, such as the SNAP Employment and Training Program (STEP) and Able-Bodied Adults without Dependents (ABAWD) Program

- Temporary Assistance for Domestic Violence Survivors (TA-DVS)
- Temporary Assistance for Needy Families (TANF)
 - TANF-related programs, such as the Job Opportunity and Basic Skills (JOBS) program and Family Support and Connections (FS&C)
- Youth Services

SSP is seeing an increase in caseloads, driven by several factors, including the housing crisis, COVID-19 pandemic, economic conditions, and a shortage of available and affordable childcare and attainable living-wage jobs.

Just a few months ago, customers were working but had lower wages or fewer hours and didn't earn enough to make ends meet on their own. Now, more Oregonians have lost their jobs, increasing the need for SSP benefits. In addition, poverty and disparity factors, such as geography (rural/urban), education, English language proficiency, race/ethnicity, and age, are creating an even larger gap and continue to affect the ability for families to achieve economic stability.

When Oregonians find themselves needing additional assistance, they can apply for benefits online, by phone or in-person through a network of local offices in every county.

BENEFITS OVERVIEW

Employment Related Day Care (ERDC)

ERDC assists low-income working and self-employed families with childcare costs. The program has a dual generational goal to help families maintain stable employment while helping children access high-quality childcare, increasing their likelihood of success in school.

Families in this program pay a share of the childcare cost, called the copay. The amount of the copay is based on a sliding scale using family size and income.

Working families may qualify for childcare assistance while they are attending school, searching for a job after a lay-off or temporary loss of employment, or during periods of medical leave.

Payments are made directly to childcare providers approved for payment by ODHS. All ODHS-approved providers must meet specific health and safety requirements before they are eligible to receive payments. ODHS rates are set with the intention to allow ERDC families the same access to childcare as families that pay privately.

ERDC also works with providers and other childcare partners across the state to help families find and keep high-quality childcare, improve the availability of quality childcare in Oregon, and to develop resources for families and childcare providers.

Oregon Health Plan (OHP)

The Oregon Health Plan (OHP) is the state's medical assistance program, serving more than 1 million Oregonians. Funded by Medicaid, Children's Health Insurance Program and state resources, OHP offers free health care for people who meet income and other requirements, including age and disability status. OHP covers physical, dental and behavioral health care. Most members receive their care through regional networks called Coordinated Care Organizations (CCOs).

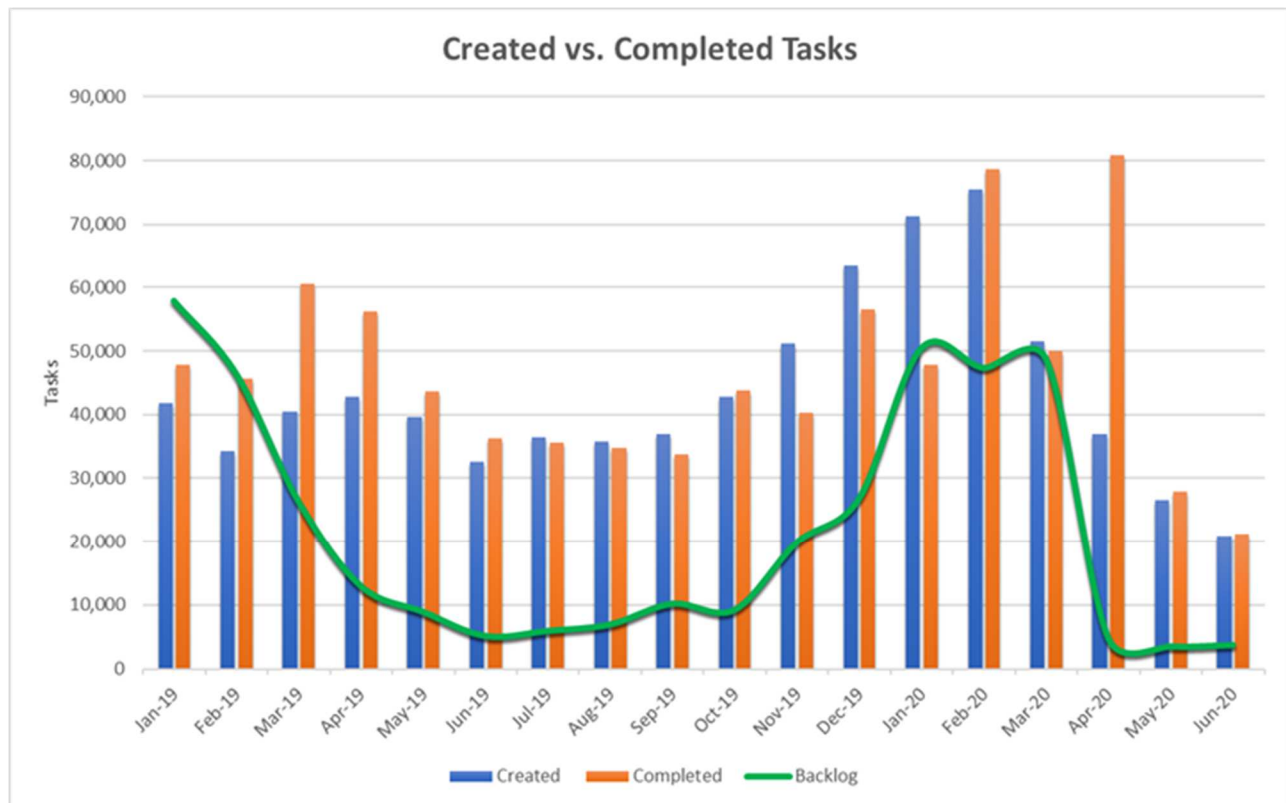
The Oregon Health Plan also serves some of the state's most vulnerable populations including Breast and Cervical Cancer patients, those with emergency medical needs, Heritage Native Americans, a sub portion of the state's aging and people with disabilities population, and more.

ODHS is currently implementing the Integrated Eligibility (IE) project, which will allow OHP eligibility staff to better serve Oregonians by processing other Self-Sufficiency benefit programs.

As part of the IE project, OHP has opened many new medical processing locations across the state to include both rural and urban areas. Opening these new locations has widened our ability to offer customer service in less populated areas and included cross training for staff to process work on a statewide level.

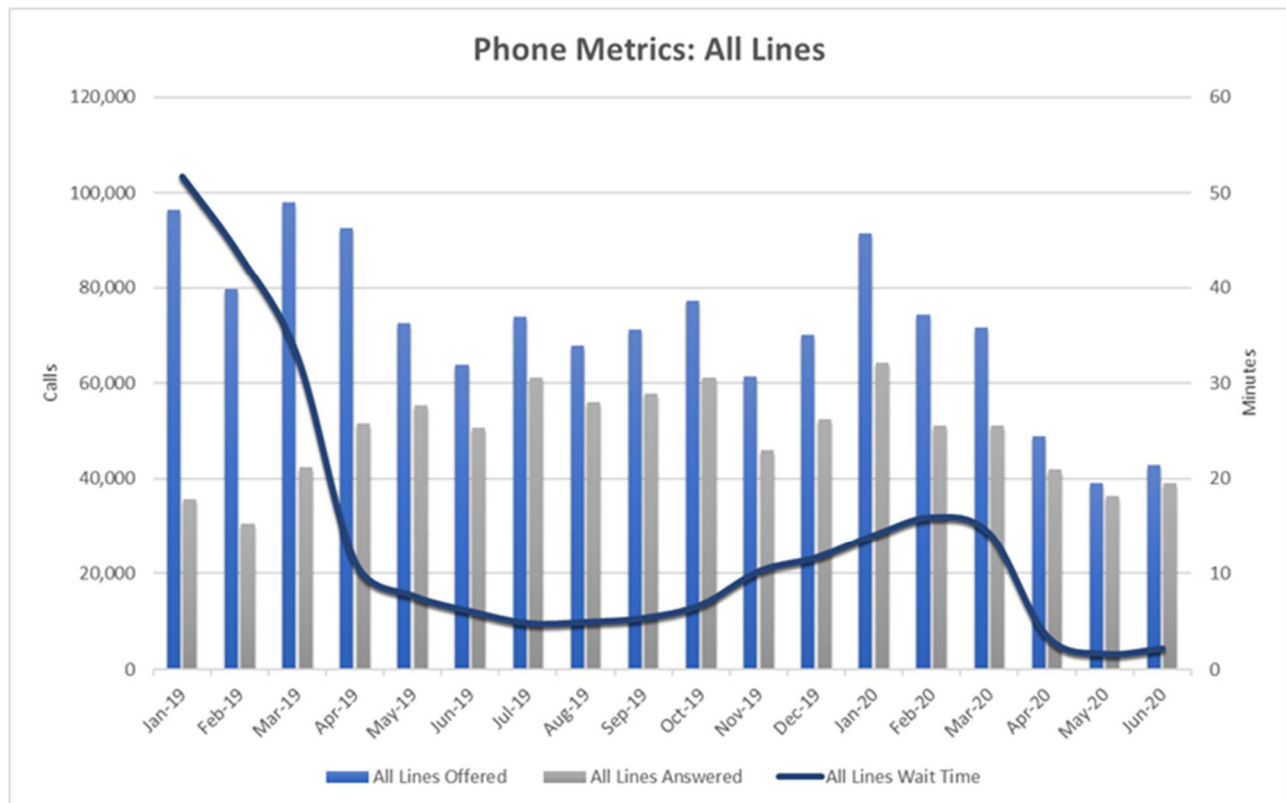
Oregon Health Plan Task Processing Metrics

Task Processing Metrics			
Month	Created	Completed	Backlog
Jan-19	41,881	47,909	57,815
Feb-19	34,204	45,706	46,319
Mar-19	40,435	60,495	26,279
Apr-19	42,839	56,249	12,903
May-19	39,600	43,666	8,857
Jun-19	32,553	36,352	5,070
Jul-19	36,373	35,581	5,870
Aug-19	35,843	34,836	6,878
Sep-19	36,938	33,693	10,128
Oct-19	42,829	43,780	9,167
Nov-19	51,132	40,380	19,798
Dec-19	63,584	56,606	26,759
Jan-20	71,294	47,756	50,417
Feb-20	75,553	78,696	47,274
Mar-20	51,475	50,078	48,677
Apr-20	36,901	80,900	4,710
May-20	26,580	27,845	3,438
Jun-20	20,904	21,151	3,668



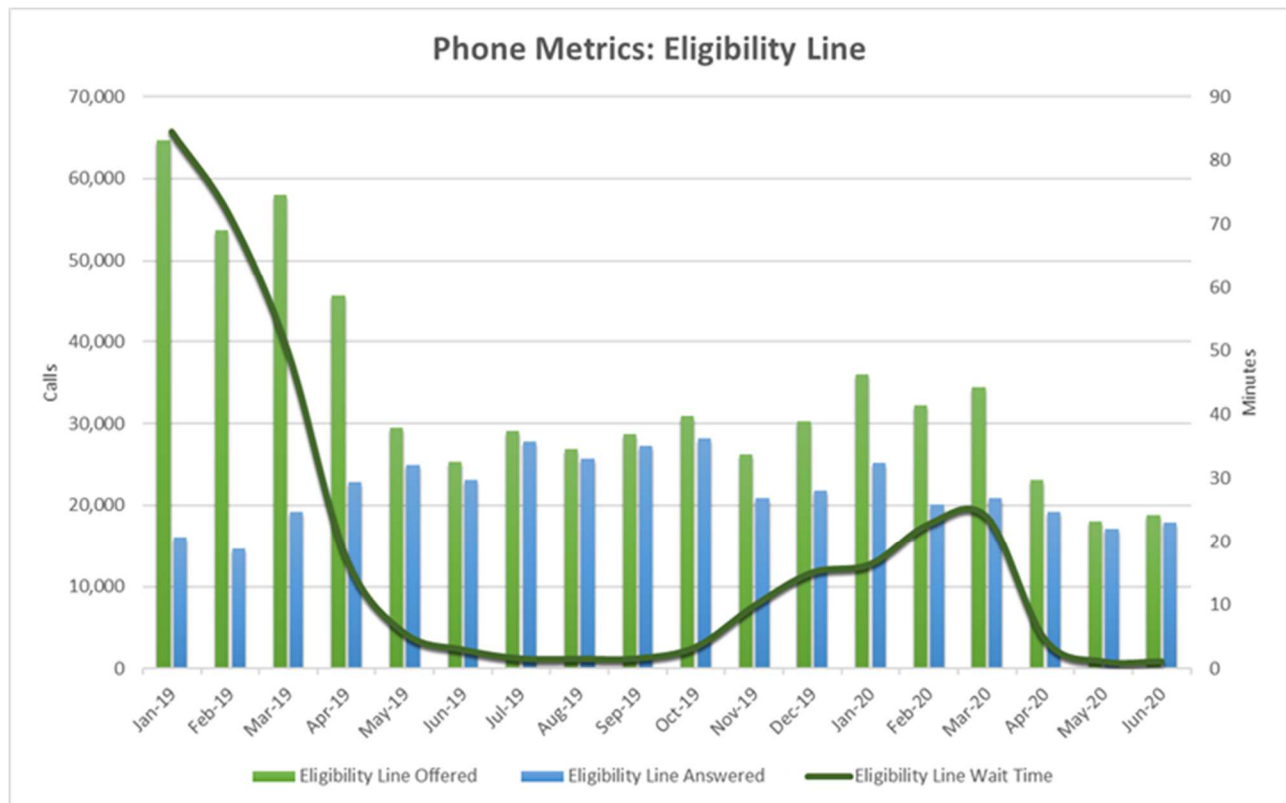
Oregon Health Plan Phone Metrics – All Lines

Phone Metrics: All Lines				
Month	Offered	Answered	Answer Rate	Wait Time
Jan-19	96,426	35,812	37%	51.66
Feb-19	79,779	30,627	38%	43.41
Mar-19	98,040	42,350	43%	32.75
Apr-19	92,651	51,505	56%	11.18
May-19	72,691	55,413	76%	7.72
Jun-19	63,846	50,636	79%	6.1
Jul-19	74,029	61,264	83%	4.86
Aug-19	67,859	56,145	83%	4.98
Sep-19	71,229	57,843	81%	5.4
Oct-19	77,299	61,234	79%	6.78
Nov-19	61,321	45,941	75%	10.28
Dec-19	70,197	52,438	75%	11.73
Jan-20	91,601	64,330	70%	14.1
Feb-20	74,314	51,119	69%	15.98
Mar-20	71,797	51,162	71%	14.25
Apr-20	48,850	42,066	86%	3.48
May-20	39,119	36,448	93%	1.67
Jun-20	42,842	39,051	91%	2.23



Oregon Health Plan Phone Metrics – Eligibility Line Only

Phone Metrics: Eligibility Line				
Month	Offered	Answered	Answer Rate	Wait Time
Jan-19	64,732	16,028	25%	84.48
Feb-19	53,726	14,596	27%	71.23
Mar-19	57,985	19,234	33%	49.75
Apr-19	45,671	22,874	50%	17.23
May-19	29,479	24,915	85%	5.5
Jun-19	25,303	23,105	91%	2.92
Jul-19	29,094	27,832	96%	1.53
Aug-19	26,855	25,723	96%	1.48
Sep-19	28,749	27,327	95%	1.55
Oct-19	30,981	28,189	91%	3.35
Nov-19	26,268	20,844	79%	9.77
Dec-19	30,228	21,843	72%	15
Jan-20	36,047	25,221	70%	16.32
Feb-20	32,198	20,174	63%	22.7
Mar-20	34,460	20,861	61%	23.83
Apr-20	23,099	19,238	83%	4.48
May-20	18,036	17,181	95%	1.05
Jun-20	18,760	17,894	95%	1.08



Refugee

The Refugee program serves people who escaped mistreatment in their country of origin and were legally admitted for resettlement by the United States government. Those who have run away from their own countries because of bad treatment and have been given safety in the U.S. access the program for financial, employment-related, case management and life skills resources to provide a sense of community for the newly arrived. This program guides refugees toward economic stability through employment and case management. The program serves only those persons in immigration categories approved by the Federal Office of Refugee Resettlement.

Supplemental Nutritional Assistance Program (SNAP)

The SNAP offers food aid to low-income individuals and families to help meet their nutritional needs. Benefits to recipients are 100 percent federally funded; however, the administration of the program requires a 50 percent state match. Approximately one in five Oregonians receive food aid through SNAP.

The SNAP is the largest anti-poverty program in Oregon and the United States. Recent research has shown that SNAP benefits reduce the depth and severity of poverty and have a particularly strong effect on reducing child poverty. SNAP benefits add about \$1.1 billion per year to the Oregon economy, including rural Oregon.

SSP serves the majority of the SNAP population. Older adults, those 60 years of age and older, and persons with disabilities who require services are assisted by the Aging and People with Disabilities (APD) Program and their contracted partners (Area Agencies on Aging (AAA), Disability Services Offices and Councils of Government).

Oregon is federally required to offer an Employment and Training (E&T) program for the purpose of assisting SNAP households obtain skills, training, and work or experience to increase their ability to obtain living-wage employment that leads to a career. Oregon has two voluntary SNAP E&T programs: the SNAP Training and Employment Program (STEP) (nationally called the SNAP 50/50 program), and the

Able-Bodied Adults Without Dependents (ABAWD) program.

- **Commodities Supplemental Food Program (CSFP)**

This program provides a monthly prescribed nutritious commodity package to help meet the needs of low-income older adults (aged 60 or older). Food packages are distributed through local agencies and include canned fruits and vegetables, canned meat, poultry and other protein items, and grain products such as pasta, as well as other foods. While CSFP food packages do not provide a complete diet, they are good sources of the nutrients typically lacking in the diets of the target population. Recipients are also offered the opportunity to receive nutrition education instruction and information, often in their preferred language and with culturally appropriate recipes.

- **The Emergency Food Assistance Program (TEFAP)**

This federal program helps supplement the diets of low-income Oregonians by providing emergency food and nutrition assistance at no cost. The amount of food Oregon receives is based on the number of unemployed persons and the number of people with incomes below the federal poverty level. Oregon provides USDA commodities, as well as administrative funds, to the Oregon Food Bank (OFB), the state's distributing agency. The OFB works with a cooperative network of regional food banks, partner agencies, and programs to distribute emergency food to hungry families.

Temporary Assistance to Domestic Violence Survivors (TA-DVS)

TA-DVS provides short-term financial help and support services to families with children affected by domestic violence when other resources are not available. TA-DVS is used to help at-risk children and their parents focus on safety concerns and stabilize their living situation. This reduces the likelihood of the survivor needing to return to the abuser and can prevent life-threatening situations. Services can help prevent child abuse and the need for child welfare intervention. This program also includes safety planning for resources and connections.

Temporary Assistance for Needy Families (TANF)

TANF is a collection of programs directed at improving the lives of very low-income Oregon families with children. It is a critical safety net program for those living in extreme poverty and helps families from a variety of diverse backgrounds meet their basic needs. TANF provides eligible families with cash assistance, cultural and language specific connections to support and community resources, case management, and employment and training services.

Families typically use TANF funds to prevent homelessness and help with factors contributing to family instability. The goal of the program is to help families address barriers, recognize their own strengths, gain skills and access employment opportunities.

- **Job Opportunity and Basic Skills (JOBS):** Adults must meet additional requirements to receive TANF services. JOBS provide employment, education, skill-building and family stability services to individuals of families receiving TANF assistance. Individuals participate in JOBS to gain the skills necessary to join the workforce and retain employment.
- **Family Support and Connections (FS&C):** FS&C provides support to prevent children in the TANF program from entering the child welfare system. Home visits and community-based services are some of the interventions used to build on family strengths and address family functioning issues.
- **State Family Pre-Supplemental Security Income (SSI) and Supplemental Security Disability Income (SSDI)**
State Family Pre-SSI/SSDI provides interim cash assistance, case management and professional level support to TANF-eligible adults and their families in pursuing these benefits. The program is available to participants who have been assessed by the program's disability analysts as likely to be found eligible. The program is voluntary but provides additional staff resources for those selected to participate. Selected individuals must sign an interim assistance agreement to repay the adult portion of their State Family Pre-

SSI/SSDI grant back to the state when they are found eligible for federal disability program benefits. State Family Pre-SSI/SSDI expenditures are funded with state only, non-Maintenance of Effort dollars.

Youth Services

My Future - My Choice is an age-appropriate, medically accurate and comprehensive sexual health education program. It supports community prevention efforts to help people and families reduce the need for public assistance in the future. It expands on the historical teen pregnancy prevention program and provides education and tools for youth to resist multiple risk-taking behaviors. ODHS partners with the Oregon Department of Education and the My Future - My Choice Advisory Committee to develop and implement the program.

Runaway and Homeless Youth (RHY) provides services and supports to youth and young adults under the age of 21 without shelter. The program administers funding to local nonprofit providers across the state providing shelter services, drop-in and outreach services, and job development and mentoring services. ODHS partners with a cross-system advisory group to coordinate statewide policy and planning to address the needs of runaway and homeless youth.

PROGRAM DESIGN AND DELIVERY

SSP provides program direction, planning, reporting, implementation, training, eligibility and benefit issuance. Staff at state and local levels coordinate closely with other ODHS offices, including Child Welfare, with the goal of increasing individual and family stability.

SSP collaborates with other agencies and statewide initiatives, including the alignment and improvement of the state's workforce system. This effort is to ensure that service delivery and outcomes are improved for both the employer and job seeker. Other collaborations have been built around domestic violence, housing, addictions and mental health treatment, vocational rehabilitation, health care and education. Throughout SSP, collaboration efforts include taking into consideration the community, culture and language needs of those served. SSP has a strong commitment to have bilingual staff who can directly help our customers. In addition, SSP staff continue to develop methods to better understand the communities served

through enhanced race, ethnicity, language and disability data collection and analysis.

FIELD STRUCTURE

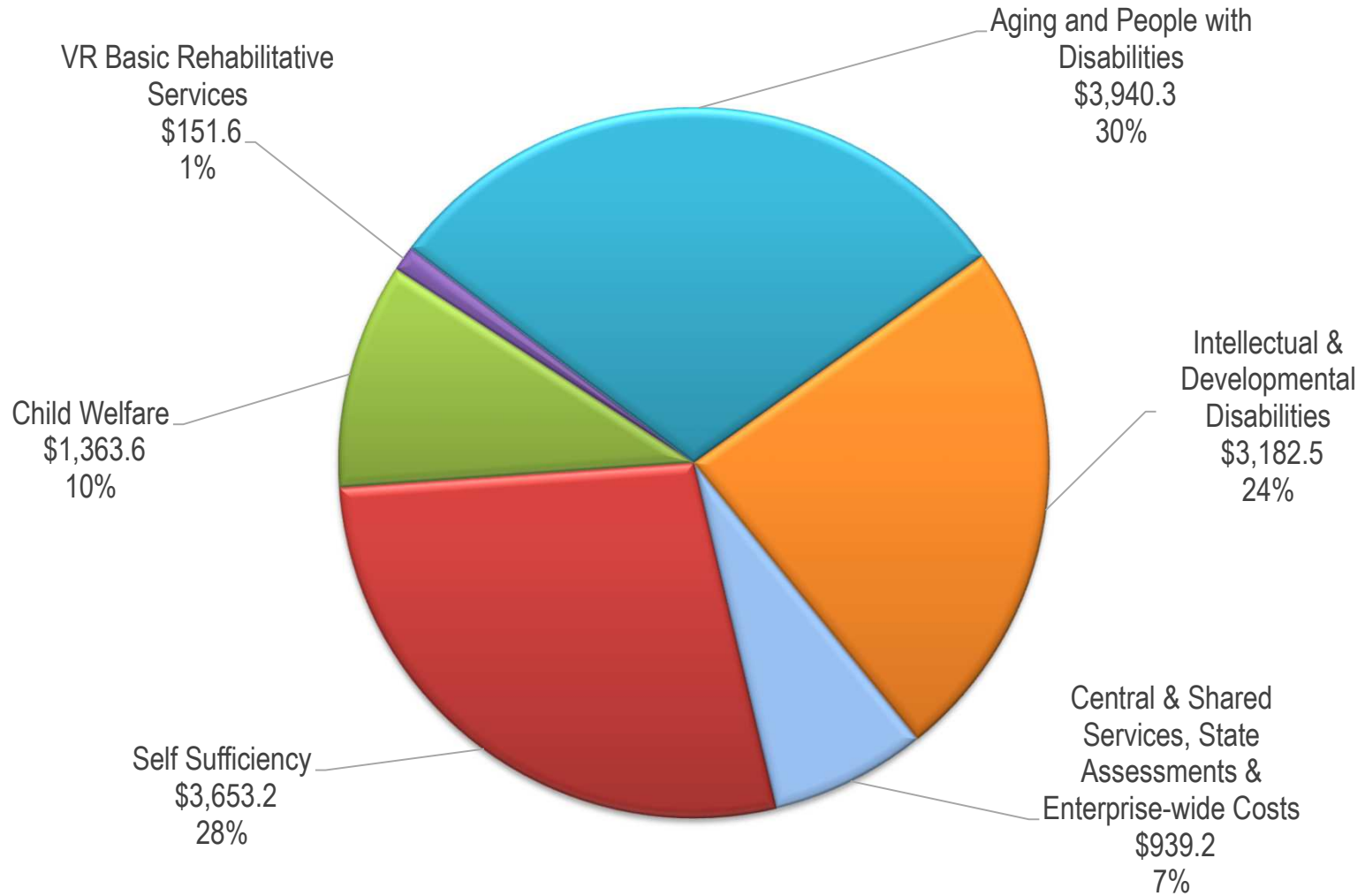
To help Oregonians across the state get the benefits and assistance they need, Self-Sufficiency Programs has a structure of districts with local branch offices, satellite locations and processing centers. This structure allows staff to offer personalized services to Oregonians as well as assist branches across the state process applications to keep our goal of same day/next day benefits.

There are currently 16 districts with a total of 80 offices, which include processing centers, and six satellite locations.

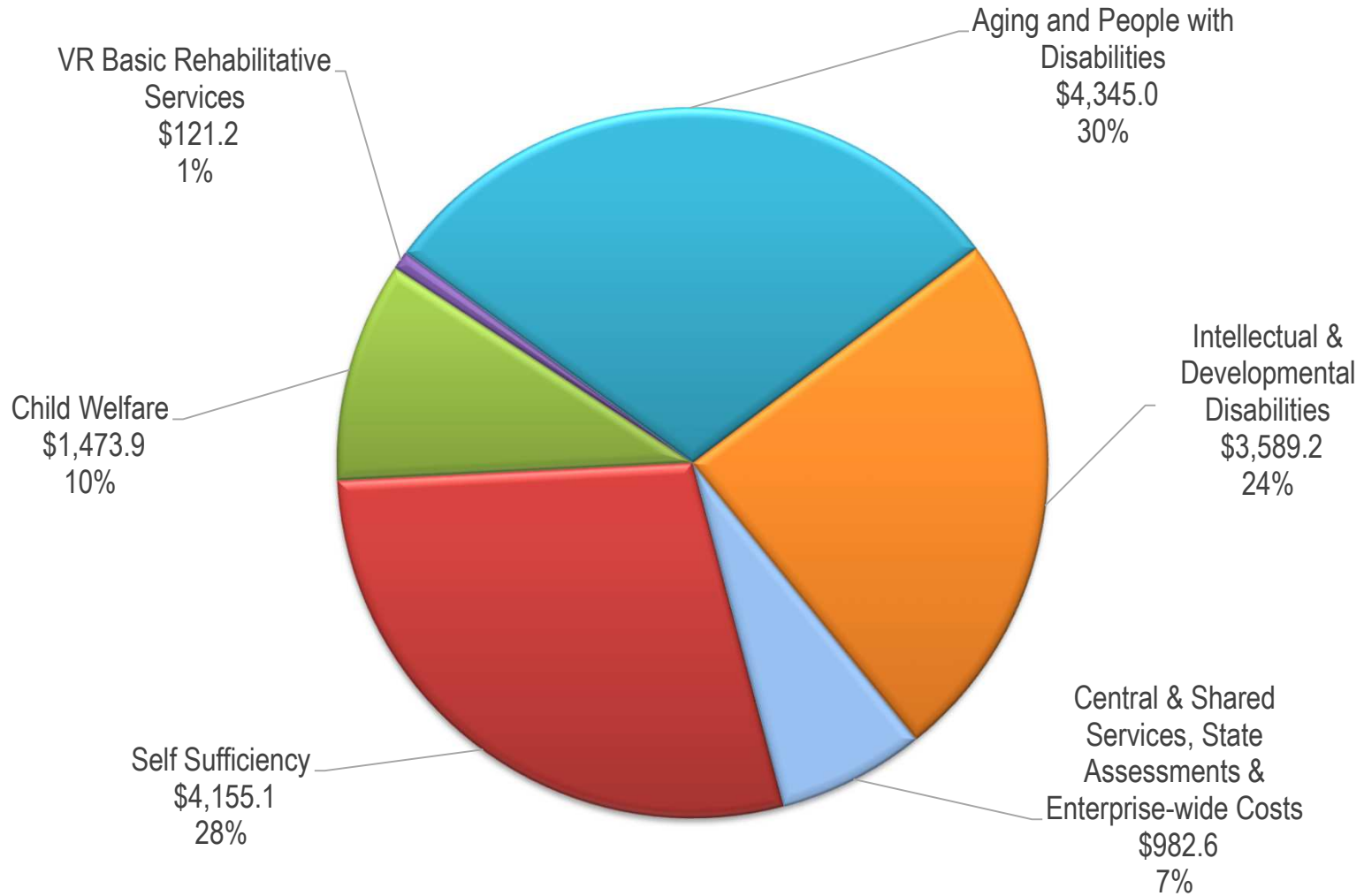
Self Sufficiency Training Unit (SSTU)

SSTU provides training and professional development for staff to get the necessary technical and interpersonal skills to be successful in their roles. Trainings are based on position competencies and adhere to the Department of Administrative Services (DAS) Training Standards. SSTU incorporates the latest cutting-edge, evidence-based research on adult learning and poverty to support the agency in being trauma-informed and strength-based.

Oregon Department of Human Services
2019-21 Legislatively Approved Budget
Total Fund by Program Area
\$ 13,230.4 million



Oregon Department of Human Services
2021-23 Governor's Budget
Total Fund by Program Area
\$ 14,667.0 million



Summary of 2021-23 Biennium Budget

Human Services, Dept. of
Department of Human Services
2021-23 Biennium

Governor's Budget
Cross Reference Number: 10000-000-00-00-00000

Description	Positions	Full-Time Equivalent (FTE)	ALL FUNDS	General Fund	Lottery Funds	Other Funds	Federal Funds	Nonlimited Other Funds	Nonlimited Federal Funds
2019-21 Leg Adopted Budget	9,444	9,324.14	12,563,126,814	3,855,078,525	-	673,915,109	6,094,787,849	-	1,939,345,331
2019-21 Emergency Boards	-	-	-	-	-	-	-	-	-
2019-21 Leg Approved Budget	9,444	9,324.14	12,563,126,814	3,855,078,525	-	673,915,109	6,094,787,849	-	1,939,345,331
2021-23 Base Budget Adjustments									
Net Cost of Position Actions									
Administrative Biennialized E-Board, Phase-Out	(40)	20.52	163,528,907	84,326,364	-	14,824,257	64,378,286	-	-
Estimated Cost of Merit Increase	-	-	-	-	-	-	-	-	-
Base Debt Service Adjustment	-	-	3,101,567	3,101,567	-	-	-	-	-
Base Nonlimited Adjustment	-	-	-	-	-	-	-	-	-
Capital Construction	-	-	-	-	-	-	-	-	-
Subtotal 2021-23 Base Budget	9,404	9,344.66	12,729,757,288	3,942,506,456	-	688,739,366	6,159,166,135	-	1,939,345,331
Essential Packages									
010 - Non-PICS Pers Svc/Vacancy Factor									
Vacancy Factor (Increase)/Decrease	-	-	(952,312)	(1,579,964)	-	460,497	167,155	-	-
Non-PICS Personal Service Increase/(Decrease)	-	-	13,484,239	9,403,552	-	1,053,313	3,027,374	-	-
Subtotal	-	-	12,531,927	7,823,588	-	1,513,810	3,194,529	-	-
020 - Phase In / Out Pgm & One-time Cost									
021 - Phase-in	10	10.00	111,318,392	40,468,742	-	47,287	70,802,363	-	-
022 - Phase-out Pgm & One-time Costs	-	-	(280,827,614)	(14,009,882)	-	(44,668,834)	(222,148,898)	-	-
Subtotal	10	10.00	(169,509,222)	26,458,860	-	(44,621,547)	(151,346,535)	-	-
030 - Inflation & Price List Adjustments									
Cost of Goods & Services Increase/(Decrease)	-	-	701,226,860	302,227,810	-	8,560,288	390,438,762	-	-
State Gov't & Services Charges Increase/(Decrease)	-	-	36,688,802	26,021,455	-	2,586,168	8,081,179	-	-

Summary of 2021-23 Biennium Budget

**Human Services, Dept. of
Department of Human Services
2021-23 Biennium**

**Governor's Budget
Cross Reference Number: 10000-000-00-00-00000**

<i>Description</i>	<i>Positions</i>	<i>Full-Time Equivalent (FTE)</i>	<i>ALL FUNDS</i>	<i>General Fund</i>	<i>Lottery Funds</i>	<i>Other Funds</i>	<i>Federal Funds</i>	<i>Nonlimited Other Funds</i>	<i>Nonlimited Federal Funds</i>
Subtotal	-	-	737,915,662	328,249,265	-	11,146,456	398,519,941	-	-
040 - Mandated Caseload									
040 - Mandated Caseload	279	279.00	234,298,457	64,077,327	-	10,500,082	159,721,048	-	-
050 - Fundshifts and Revenue Reductions									
050 - Fundshifts	-	-	-	137,350,610	-	(27,638,036)	(109,712,574)	-	-
060 - Technical Adjustments									
060 - Technical Adjustments	-	-	-	-	-	-	-	-	-
Subtotal: 2021-23 Current Service Level	9,693	9,633.66	13,544,994,112	4,506,466,106	-	639,640,131	6,459,542,544	-	1,939,345,331

Summary of 2021-23 Biennium Budget

**Human Services, Dept. of
Department of Human Services
2021-23 Biennium**

**Governor's Budget
Cross Reference Number: 10000-000-00-00-00000**

<i>Description</i>	<i>Positions</i>	<i>Full-Time Equivalent (FTE)</i>	<i>ALL FUNDS</i>	<i>General Fund</i>	<i>Lottery Funds</i>	<i>Other Funds</i>	<i>Federal Funds</i>	<i>Nonlimited Other Funds</i>	<i>Nonlimited Federal Funds</i>
Subtotal: 2021-23 Current Service Level	9,693	9,633.66	13,544,994,112	4,506,466,106	-	639,640,131	6,459,542,544	-	1,939,345,331
070 - Revenue Reductions/Shortfall									
070 - Revenue Shortfalls	-	-	(28,382,442)	-	-	(6,531,059)	(21,851,383)	-	-
Modified 2021-23 Current Service Level	9,693	9,633.66	13,516,611,670	4,506,466,106	-	633,109,072	6,437,691,161	-	1,939,345,331
080 - E-Boards									
080 - March 2020 Eboard	-	-	-	-	-	-	-	-	-
081 - April 2020 Eboard	-	-	-	-	-	-	-	-	-
082 - May 2020 Eboard	-	-	-	-	-	-	-	-	-
083 - June 2020 Eboard	-	-	-	-	-	-	-	-	-
084 - June 2020 Special Session	1	1.00	1,014,677	799,554	-	215,123	-	-	-
087 - August 2020 Special Session	17	17.95	25,477,080	15,594,498	-	(3,628,570)	13,511,152	-	-
088 - September 2020 Emergency Board	-	-	38,550,996	-	-	38,550,996	-	-	-
089 - Post-September 2020 Leg. Actions	-	-	-	-	-	-	-	-	-
Subtotal Emergency Board Packages	18	18.95	65,042,753	16,394,052	-	35,137,549	13,511,152	-	-
Policy Packages									
090 - Analyst Adjustments	(42)	(42.00)	(137,657,896)	(110,236,352)	-	3,879,316	(31,300,860)	-	-
091 - Elimination of S&S Inflation	-	-	(15,176,673)	(7,157,862)	-	(869,822)	(7,148,989)	-	-
092 - Personal Services Adjustments	-	-	(41,924,654)	(22,527,990)	-	(3,745,698)	(15,650,966)	-	-
093 - Transfers to General Fund	-	-	-	-	-	-	-	-	-
094 - Revenue Solutions	-	-	-	-	-	-	-	-	-
095 - DHS/OHA Reshoot	1	1.00	1,029,890,737	1,116,651	-	458,949	(8,207,659)	-	1,036,522,796
096 - Statewide Adjustment DAS Chgs	-	-	(31,629,634)	(19,726,474)	-	(781,048)	(11,122,112)	-	-
097 - Statewide AG Adjustment	-	-	(5,519,688)	(2,936,874)	-	(78,582)	(2,504,232)	-	-

Summary of 2021-23 Biennium Budget

**Human Services, Dept. of
Department of Human Services
2021-23 Biennium**

**Governor's Budget
Cross Reference Number: 10000-000-00-00-00000**

<i>Description</i>	<i>Positions</i>	<i>Full-Time Equivalent (FTE)</i>	<i>ALL FUNDS</i>	<i>General Fund</i>	<i>Lottery Funds</i>	<i>Other Funds</i>	<i>Federal Funds</i>	<i>Nonlimited Other Funds</i>	<i>Nonlimited Federal Funds</i>
099 - Microsoft 365 Consolidation	-	-	(6,661,798)	(4,141,290)	-	(157,191)	(2,363,317)	-	-
101 - ODHHS Staffing Accommodations Sched Tool	-	-	-	-	-	-	-	-	-
102 - Community Abuse Determination Project	-	-	-	-	-	-	-	-	-
103 - OPI Expansion and Family Caregiver Support	-	-	34,805,145	-	-	-	34,805,145	-	-
104 - Improv Health by Reduc Social Isolation	-	-	-	-	-	-	-	-	-
105 - HR Staffing Policy Option Proposal	40	39.50	10,992,974	10,992,974	-	-	-	-	-
106 - Buy Back Central Pos at Revised Fund Split	-	-	-	-	-	-	-	-	-
107 - Diversity, Equity and Inclusion	7	6.16	5,598,558	4,376,753	-	18,371	1,203,434	-	-
109 - Volunteer Program	-	-	-	-	-	-	-	-	-
110 - BRS OWI Update Package	-	-	-	-	-	-	-	-	-
111 - Increase Child Welfare Training Capacity	19	16.72	3,971,510	992,940	-	-	2,978,570	-	-
112 - Independent Living Program	-	-	-	-	-	-	-	-	-
113 - Oregon Child Abuse Hotline (ORCAH)	-	-	-	-	-	-	-	-	-
114 - Family Preservation and Preservation Servs	29	25.52	6,142,809	4,607,137	-	-	1,535,672	-	-
115 - Governor's Child Foster Care Adv Commission	1	0.88	221,866	166,400	-	-	55,466	-	-
116 - Respite Care Prog Foster Family Recruit Team	1	0.88	20,608,205	19,443,093	-	-	1,165,112	-	-
117 - School of Origin Transportation	-	-	-	-	-	-	-	-	-
118 - CW Stabilization	99	87.12	26,341,078	15,859,656	-	1,007,800	9,473,622	-	-
119 - Implementation of the New Rate Models	-	-	101,289,426	34,414,903	-	-	66,874,523	-	-
120 - Addtl Fund for New Rate Model Full Implement	-	-	-	-	-	-	-	-	-
121 - ODDS Health Management Unit (HMU)	-	-	-	-	-	-	-	-	-
122 - ODDS Language Access Compliance	-	-	-	-	-	-	-	-	-
123 - Supported Living Rate Model Implementation	-	-	-	-	-	-	-	-	-
124 - Licensure and Quality Improvement Staffing	-	-	-	-	-	-	-	-	-

Summary of 2021-23 Biennium Budget

**Human Services, Dept. of
Department of Human Services
2021-23 Biennium**

**Governor's Budget
Cross Reference Number: 10000-000-00-00-00000**

<i>Description</i>	<i>Positions</i>	<i>Full-Time Equivalent (FTE)</i>	<i>ALL FUNDS</i>	<i>General Fund</i>	<i>Lottery Funds</i>	<i>Other Funds</i>	<i>Federal Funds</i>	<i>Nonlimited Other Funds</i>	<i>Nonlimited Federal Funds</i>
125 - EAU Business Process Change/Prog Integrity	4	3.52	1,392,101	-	-	1,392,101	-	-	-
126 - Child Abuse Investigations – Third Party	-	-	-	-	-	-	-	-	-
127 - National Directory of New Hires	-	-	-	-	-	-	-	-	-
128 - Emergency Management	-	-	-	-	-	-	-	-	-
129 - Continuity of Operations	-	-	-	-	-	-	-	-	-
130 - Survivor Investment Partnership	3	2.64	10,000,000	10,000,000	-	-	-	-	-
131 - Social Security Cost Reimbursement	1	1.00	170,746	-	-	-	170,746	-	-
132 - Benefits Counseling Services (WIN)	-	-	-	-	-	-	-	-	-
133 - Workload Model Equity Staffing	-	-	-	-	-	-	-	-	-
201 - Improving Data Integrity and Compliance	-	-	-	-	-	-	-	-	-
202 - Statewide CIE	-	-	-	-	-	-	-	-	-
203 - Critical Systems	-	-	-	-	-	-	-	-	-
204 - Modernization: Financial Systems	-	-	-	-	-	-	-	-	-
205 - Modularity	-	-	-	-	-	-	-	-	-
206 - Integrated Eligibility	24	24.00	69,676,447	37,118,353	-	-	32,558,094	-	-
207 - Provider Time Capture M&O	-	-	2,814,048	1,814,048	-	-	1,000,000	-	-
208 - Centralized Abuse Management O&M	-	-	-	-	-	-	-	-	-
209 - CJIS Security	-	-	-	-	-	-	-	-	-
210 - Risk Audit Remediation	-	-	-	-	-	-	-	-	-
211 - Remote Access	-	-	-	-	-	-	-	-	-
212 - Increase IT Project Capacity	-	-	-	-	-	-	-	-	-
213 - IE Modernization	-	-	-	-	-	-	-	-	-
Subtotal Policy Packages	187	166.94	1,085,345,307	(25,823,934)	-	1,124,196	73,522,249	-	1,036,522,796

Summary of 2021-23 Biennium Budget

Human Services, Dept. of
 Department of Human Services
 2021-23 Biennium

Governor's Budget
 Cross Reference Number: 10000-000-00-00-00000

<i>Description</i>	<i>Positions</i>	<i>Full-Time Equivalent (FTE)</i>	<i>ALL FUNDS</i>	<i>General Fund</i>	<i>Lottery Funds</i>	<i>Other Funds</i>	<i>Federal Funds</i>	<i>Nonlimited Other Funds</i>	<i>Nonlimited Federal Funds</i>
Total 2021-23 Governor's Budget	9,898	9,819.55	14,666,999,730	4,497,036,224	-	669,370,817	6,524,724,562	-	2,975,868,127
Percentage Change From 2019-21 Leg Approved Budget	4.81%	5.31%	16.75%	16.65%	-	-0.67%	7.05%	-	53.45%
Percentage Change From 2021-23 Current Service Level	2.11%	1.93%	8.28%	-0.21%	-	4.65%	1.01%	-	53.45%

Summary of 2021-23 Biennium Budget

**Human Services, Dept. of
DHS Central & Shared Services
2021-23 Biennium**

**Governor's Budget
Cross Reference Number: 10000-010-00-00-00000**

<i>Description</i>	<i>Positions</i>	<i>Full-Time Equivalent (FTE)</i>	<i>ALL FUNDS</i>	<i>General Fund</i>	<i>Lottery Funds</i>	<i>Other Funds</i>	<i>Federal Funds</i>	<i>Nonlimited Other Funds</i>	<i>Nonlimited Federal Funds</i>
2019-21 Leg Adopted Budget	924	913.43	946,065,112	333,850,274	-	231,966,500	380,248,338	-	-
2019-21 Emergency Boards	-	-	-	-	-	-	-	-	-
2019-21 Leg Approved Budget	924	913.43	946,065,112	333,850,274	-	231,966,500	380,248,338	-	-
2021-23 Base Budget Adjustments									
Net Cost of Position Actions									
Administrative Biennialized E-Board, Phase-Out	(18)	(13.07)	16,806,199	1,900,097	-	14,133,065	773,037	-	-
Estimated Cost of Merit Increase	-	-	-	-	-	-	-	-	-
Base Debt Service Adjustment	-	-	3,101,567	3,101,567	-	-	-	-	-
Base Nonlimited Adjustment	-	-	-	-	-	-	-	-	-
Capital Construction	-	-	-	-	-	-	-	-	-
Subtotal 2021-23 Base Budget	906	900.36	965,972,878	338,851,938	-	246,099,565	381,021,375	-	-
Essential Packages									
010 - Non-PICS Pers Svc/Vacancy Factor									
Vacancy Factor (Increase)/Decrease	-	-	181,640	(177,974)	-	469,587	(109,973)	-	-
Non-PICS Personal Service Increase/(Decrease)	-	-	2,830,217	1,148,181	-	903,192	778,844	-	-
Subtotal	-	-	3,011,857	970,207	-	1,372,779	668,871	-	-
020 - Phase In / Out Pgm & One-time Cost									
021 - Phase-in	-	-	56,480	32,396	-	18,574	5,510	-	-
022 - Phase-out Pgm & One-time Costs	-	-	(172,869,243)	(2,419,797)	-	(43,462,020)	(126,987,426)	-	-
Subtotal	-	-	(172,812,763)	(2,387,401)	-	(43,443,446)	(126,981,916)	-	-
030 - Inflation & Price List Adjustments									
Cost of Goods & Services Increase/(Decrease)	-	-	40,666,232	21,260,712	-	2,880,640	16,524,880	-	-
State Gov't & Services Charges Increase/(Decrease)	-	-	36,688,802	26,021,455	-	2,586,168	8,081,179	-	-

Summary of 2021-23 Biennium Budget

**Human Services, Dept. of
DHS Central & Shared Services
2021-23 Biennium**

**Governor's Budget
Cross Reference Number: 10000-010-00-00-00000**

<i>Description</i>	<i>Positions</i>	<i>Full-Time Equivalent (FTE)</i>	<i>ALL FUNDS</i>	<i>General Fund</i>	<i>Lottery Funds</i>	<i>Other Funds</i>	<i>Federal Funds</i>	<i>Nonlimited Other Funds</i>	<i>Nonlimited Federal Funds</i>
Subtotal	-	-	77,355,034	47,282,167	-	5,466,808	24,606,059	-	-
040 - Mandated Caseload									
040 - Mandated Caseload	-	-	-	-	-	-	-	-	-
050 - Fundshifts and Revenue Reductions									
050 - Fundshifts	-	-	-	-	-	-	-	-	-
060 - Technical Adjustments									
060 - Technical Adjustments	3	3.00	53,815,171	20,429,939	-	238,312	33,146,920	-	-
Subtotal: 2021-23 Current Service Level	909	903.36	927,342,177	405,146,850	-	209,734,018	312,461,309	-	-

Summary of 2021-23 Biennium Budget

**Human Services, Dept. of
DHS Central & Shared Services
2021-23 Biennium**

**Governor's Budget
Cross Reference Number: 10000-010-00-00-00000**

<i>Description</i>	<i>Positions</i>	<i>Full-Time Equivalent (FTE)</i>	<i>ALL FUNDS</i>	<i>General Fund</i>	<i>Lottery Funds</i>	<i>Other Funds</i>	<i>Federal Funds</i>	<i>Nonlimited Other Funds</i>	<i>Nonlimited Federal Funds</i>
Subtotal: 2021-23 Current Service Level	909	903.36	927,342,177	405,146,850	-	209,734,018	312,461,309	-	-
070 - Revenue Reductions/Shortfall									
070 - Revenue Shortfalls	-	-	(651,505)	-	-	-	(651,505)	-	-
Modified 2021-23 Current Service Level	909	903.36	926,690,672	405,146,850	-	209,734,018	311,809,804	-	-
080 - E-Boards									
080 - March 2020 Eboard	-	-	-	-	-	-	-	-	-
081 - April 2020 Eboard	-	-	-	-	-	-	-	-	-
082 - May 2020 Eboard	-	-	-	-	-	-	-	-	-
083 - June 2020 Eboard	-	-	-	-	-	-	-	-	-
084 - June 2020 Special Session	1	1.00	459,011	243,888	-	215,123	-	-	-
087 - August 2020 Special Session	23	23.00	2,114,954	5,727,738	-	(4,332,054)	719,270	-	-
088 - September 2020 Emergency Board	-	-	7,160,187	-	-	7,160,187	-	-	-
089 - Post-September 2020 Leg. Actions	-	-	-	-	-	-	-	-	-
Subtotal Emergency Board Packages	24	24.00	9,734,152	5,971,626	-	3,043,256	719,270	-	-
Policy Packages									
090 - Analyst Adjustments	(3)	(3.00)	(8,800,966)	(5,823,354)	-	(131,802)	(2,845,810)	-	-
091 - Elimination of S&S Inflation	-	-	(5,610,235)	(2,494,214)	-	(656,787)	(2,459,234)	-	-
092 - Personal Services Adjustments	-	-	(4,488,987)	(515,609)	-	(3,509,148)	(464,230)	-	-
093 - Transfers to General Fund	-	-	-	-	-	-	-	-	-
094 - Revenue Solutions	-	-	-	-	-	-	-	-	-
095 - DHS/OHA Reshoot	1	1.00	5,502,332	2,946,345	-	731,130	1,824,857	-	-
096 - Statewide Adjustment DAS Chgs	-	-	(29,702,395)	(18,290,438)	-	(756,272)	(10,655,685)	-	-
097 - Statewide AG Adjustment	-	-	(183,793)	(49,822)	-	(77,789)	(56,182)	-	-

Summary of 2021-23 Biennium Budget

**Human Services, Dept. of
DHS Central & Shared Services
2021-23 Biennium**

**Governor's Budget
Cross Reference Number: 10000-010-00-00-00000**

<i>Description</i>	<i>Positions</i>	<i>Full-Time Equivalent (FTE)</i>	<i>ALL FUNDS</i>	<i>General Fund</i>	<i>Lottery Funds</i>	<i>Other Funds</i>	<i>Federal Funds</i>	<i>Nonlimited Other Funds</i>	<i>Nonlimited Federal Funds</i>
099 - Microsoft 365 Consolidation	-	-	(6,661,798)	(4,141,290)	-	(157,191)	(2,363,317)	-	-
101 - ODHHS Staffing Accommodations Sched Tool	-	-	-	-	-	-	-	-	-
102 - Community Abuse Determination Project	-	-	-	-	-	-	-	-	-
103 - OPI Expansion and Family Caregiver Support	-	-	-	-	-	-	-	-	-
104 - Improv Health by Reduc Social Isolation	-	-	-	-	-	-	-	-	-
105 - HR Staffing Policy Option Proposal	40	39.50	10,992,974	10,992,974	-	-	-	-	-
106 - Buy Back Central Pos at Revised Fund Split	-	-	-	-	-	-	-	-	-
107 - Diversity, Equity and Inclusion	7	6.16	4,533,558	3,786,753	-	18,371	728,434	-	-
109 - Volunteer Program	-	-	-	-	-	-	-	-	-
110 - BRS OWI Update Package	-	-	-	-	-	-	-	-	-
111 - Increase Child Welfare Training Capacity	-	-	-	-	-	-	-	-	-
112 - Independent Living Program	-	-	-	-	-	-	-	-	-
113 - Oregon Child Abuse Hotline (ORCAH)	-	-	-	-	-	-	-	-	-
114 - Family Preservation and Preservation Servs	-	-	-	-	-	-	-	-	-
115 - Governor's Child Foster Care Adv Commission	-	-	-	-	-	-	-	-	-
116 - Respite Care Prog Foster Family Recruit Team	-	-	-	-	-	-	-	-	-
117 - School of Origin Transportation	-	-	-	-	-	-	-	-	-
118 - CW Stabilization	40	35.20	10,679,041	4,897,758	-	962,326	4,818,957	-	-
119 - Implementation of the New Rate Models	-	-	-	-	-	-	-	-	-
120 - Addtl Fund for New Rate Model Full Implement	-	-	-	-	-	-	-	-	-
121 - ODDS Health Management Unit (HMU)	-	-	-	-	-	-	-	-	-
122 - ODDS Language Access Compliance	-	-	-	-	-	-	-	-	-
123 - Supported Living Rate Model Implementation	-	-	-	-	-	-	-	-	-
124 - Licensure and Quality Improvement Staffing	-	-	-	-	-	-	-	-	-

Summary of 2021-23 Biennium Budget

**Human Services, Dept. of
DHS Central & Shared Services
2021-23 Biennium**

**Governor's Budget
Cross Reference Number: 10000-010-00-00-00000**

<i>Description</i>	<i>Positions</i>	<i>Full-Time Equivalent (FTE)</i>	<i>ALL FUNDS</i>	<i>General Fund</i>	<i>Lottery Funds</i>	<i>Other Funds</i>	<i>Federal Funds</i>	<i>Nonlimited Other Funds</i>	<i>Nonlimited Federal Funds</i>
125 - EAU Business Process Change/Prog Integrity	4	3.52	1,392,101	748,860	-	643,241	-	-	-
126 - Child Abuse Investigations – Third Party	-	-	-	-	-	-	-	-	-
127 - National Directory of New Hires	-	-	-	-	-	-	-	-	-
128 - Emergency Management	-	-	-	-	-	-	-	-	-
129 - Continuity of Operations	-	-	-	-	-	-	-	-	-
130 - Survivor Investment Partnership	-	-	-	-	-	-	-	-	-
131 - Social Security Cost Reimbursement	-	-	-	-	-	-	-	-	-
132 - Benefits Counseling Services (WIN)	-	-	-	-	-	-	-	-	-
133 - Workload Model Equity Staffing	-	-	-	-	-	-	-	-	-
201 - Improving Data Integrity and Compliance	-	-	-	-	-	-	-	-	-
202 - Statewide CIE	-	-	-	-	-	-	-	-	-
203 - Critical Systems	-	-	-	-	-	-	-	-	-
204 - Modernization: Financial Systems	-	-	-	-	-	-	-	-	-
205 - Modularity	-	-	-	-	-	-	-	-	-
206 - Integrated Eligibility	20	20.00	68,529,363	36,659,521	-	-	31,869,842	-	-
207 - Provider Time Capture M&O	-	-	-	-	-	-	-	-	-
208 - Centralized Abuse Management O&M	-	-	-	-	-	-	-	-	-
209 - CJIS Security	-	-	-	-	-	-	-	-	-
210 - Risk Audit Remediation	-	-	-	-	-	-	-	-	-
211 - Remote Access	-	-	-	-	-	-	-	-	-
212 - Increase IT Project Capacity	-	-	-	-	-	-	-	-	-
213 - IE Modernization	-	-	-	-	-	-	-	-	-
Subtotal Policy Packages	109	102.38	46,181,195	28,717,484	-	(2,933,921)	20,397,632	-	-

Summary of 2021-23 Biennium Budget

Human Services, Dept. of
DHS Central & Shared Services
2021-23 Biennium

Governor's Budget
Cross Reference Number: 10000-010-00-00-00000

<i>Description</i>	<i>Positions</i>	<i>Full-Time Equivalent (FTE)</i>	<i>ALL FUNDS</i>	<i>General Fund</i>	<i>Lottery Funds</i>	<i>Other Funds</i>	<i>Federal Funds</i>	<i>Nonlimited Other Funds</i>	<i>Nonlimited Federal Funds</i>
Total 2021-23 Governor's Budget	1,042	1,029.74	982,606,019	439,835,960	-	209,843,353	332,926,706	-	-
Percentage Change From 2019-21 Leg Approved Budget	12.77%	12.73%	3.86%	31.75%	-	-9.54%	-12.44%	-	-
Percentage Change From 2021-23 Current Service Level	14.63%	13.99%	5.96%	8.56%	-	0.05%	6.55%	-	-

Summary of 2021-23 Biennium Budget

**Human Services, Dept. of
DHS Central Services
2021-23 Biennium**

**Governor's Budget
Cross Reference Number: 10000-010-40-00-00000**

<i>Description</i>	<i>Positions</i>	<i>Full-Time Equivalent (FTE)</i>	<i>ALL FUNDS</i>	<i>General Fund</i>	<i>Lottery Funds</i>	<i>Other Funds</i>	<i>Federal Funds</i>	<i>Nonlimited Other Funds</i>	<i>Nonlimited Federal Funds</i>
2019-21 Leg Adopted Budget	244	240.54	274,990,795	49,192,572	-	44,907,776	180,890,447	-	-
2019-21 Emergency Boards	-	-	-	-	-	-	-	-	-
2019-21 Leg Approved Budget	244	240.54	274,990,795	49,192,572	-	44,907,776	180,890,447	-	-
2021-23 Base Budget Adjustments									
Net Cost of Position Actions									
Administrative Biennialized E-Board, Phase-Out	(17)	(14.42)	2,703,222	1,900,097	-	30,088	773,037	-	-
Estimated Cost of Merit Increase			-	-	-	-	-	-	-
Base Debt Service Adjustment			-	-	-	-	-	-	-
Base Nonlimited Adjustment			-	-	-	-	-	-	-
Capital Construction			-	-	-	-	-	-	-
Subtotal 2021-23 Base Budget	227	226.12	277,694,017	51,092,669	-	44,937,864	181,663,484	-	-
Essential Packages									
010 - Non-PICS Pers Svc/Vacancy Factor									
Vacancy Factor (Increase)/Decrease	-	-	(296,420)	(177,974)	-	(8,473)	(109,973)	-	-
Non-PICS Personal Service Increase/(Decrease)	-	-	1,301,910	366,461	-	192,597	742,852	-	-
Subtotal	-	-	1,005,490	188,487	-	184,124	632,879	-	-
020 - Phase In / Out Pgm & One-time Cost									
021 - Phase-in	-	-	11,204	5,694	-	-	5,510	-	-
022 - Phase-out Pgm & One-time Costs	-	-	(171,429,585)	(2,027,468)	-	(42,807,020)	(126,595,097)	-	-
Subtotal	-	-	(171,418,381)	(2,021,774)	-	(42,807,020)	(126,589,587)	-	-
030 - Inflation & Price List Adjustments									
Cost of Goods & Services Increase/(Decrease)	-	-	2,484,472	915,874	-	87,527	1,481,071	-	-
Subtotal	-	-	2,484,472	915,874	-	87,527	1,481,071	-	-

Summary of 2021-23 Biennium Budget

**Human Services, Dept. of
DHS Central Services
2021-23 Biennium**

**Governor's Budget
Cross Reference Number: 10000-010-40-00-00000**

<i>Description</i>	<i>Positions</i>	<i>Full-Time Equivalent (FTE)</i>	<i>ALL FUNDS</i>	<i>General Fund</i>	<i>Lottery Funds</i>	<i>Other Funds</i>	<i>Federal Funds</i>	<i>Nonlimited Other Funds</i>	<i>Nonlimited Federal Funds</i>
040 - Mandated Caseload									
040 - Mandated Caseload	-	-	-	-	-	-	-	-	-
050 - Fundshifts and Revenue Reductions									
050 - Fundshifts	-	-	-	-	-	-	-	-	-
060 - Technical Adjustments									
060 - Technical Adjustments	3	3.00	38,481,005	10,072,894	-	-	28,408,111	-	-
Subtotal: 2021-23 Current Service Level	230	229.12	148,246,603	60,248,150	-	2,402,495	85,595,958	-	-

Summary of 2021-23 Biennium Budget

**Human Services, Dept. of
DHS Central Services
2021-23 Biennium**

**Governor's Budget
Cross Reference Number: 10000-010-40-00-00000**

<i>Description</i>	<i>Positions</i>	<i>Full-Time Equivalent (FTE)</i>	<i>ALL FUNDS</i>	<i>General Fund</i>	<i>Lottery Funds</i>	<i>Other Funds</i>	<i>Federal Funds</i>	<i>Nonlimited Other Funds</i>	<i>Nonlimited Federal Funds</i>
Subtotal: 2021-23 Current Service Level	230	229.12	148,246,603	60,248,150	-	2,402,495	85,595,958	-	-
070 - Revenue Reductions/Shortfall									
070 - Revenue Shortfalls	-	-	(651,505)	-	-	-	(651,505)	-	-
Modified 2021-23 Current Service Level	230	229.12	147,595,098	60,248,150	-	2,402,495	84,944,453	-	-
080 - E-Boards									
080 - March 2020 Eboard	-	-	-	-	-	-	-	-	-
081 - April 2020 Eboard	-	-	-	-	-	-	-	-	-
082 - May 2020 Eboard	-	-	-	-	-	-	-	-	-
083 - June 2020 Eboard	-	-	-	-	-	-	-	-	-
084 - June 2020 Special Session	-	-	-	-	-	-	-	-	-
087 - August 2020 Special Session	35	34.25	8,612,947	5,232,047	-	314,402	3,066,498	-	-
088 - September 2020 Emergency Board	-	-	-	-	-	-	-	-	-
089 - Post-September 2020 Leg. Actions	-	-	-	-	-	-	-	-	-
Subtotal Emergency Board Packages	35	34.25	8,612,947	5,232,047	-	314,402	3,066,498	-	-
Policy Packages									
090 - Analyst Adjustments	(3)	(3.00)	(3,059,549)	(2,576,077)	-	(5,500)	(477,972)	-	-
091 - Elimination of S&S Inflation	-	-	(1,162,916)	(430,692)	-	(43,238)	(688,986)	-	-
092 - Personal Services Adjustments	-	-	(981,587)	(515,609)	-	(1,748)	(464,230)	-	-
093 - Transfers to General Fund	-	-	-	-	-	-	-	-	-
094 - Revenue Solutions	-	-	-	-	-	-	-	-	-
095 - DHS/OHA Reshoot	(1)	(1.00)	(245,401)	(140,930)	-	(2,746)	(101,725)	-	-
096 - Statewide Adjustment DAS Chgs	-	-	(92,867)	(39,682)	-	(5,465)	(47,720)	-	-
097 - Statewide AG Adjustment	-	-	(101,790)	(44,138)	-	(6,462)	(51,190)	-	-

Summary of 2021-23 Biennium Budget

**Human Services, Dept. of
DHS Central Services
2021-23 Biennium**

**Governor's Budget
Cross Reference Number: 10000-010-40-00-00000**

<i>Description</i>	<i>Positions</i>	<i>Full-Time Equivalent (FTE)</i>	<i>ALL FUNDS</i>	<i>General Fund</i>	<i>Lottery Funds</i>	<i>Other Funds</i>	<i>Federal Funds</i>	<i>Nonlimited Other Funds</i>	<i>Nonlimited Federal Funds</i>
099 - Microsoft 365 Consolidation	-	-	-	-	-	-	-	-	-
101 - ODHHS Staffing Accommodations Sched Tool	-	-	-	-	-	-	-	-	-
102 - Community Abuse Determination Project	-	-	-	-	-	-	-	-	-
103 - OPI Expansion and Family Caregiver Support	-	-	-	-	-	-	-	-	-
104 - Improv Health by Reduc Social Isolation	-	-	-	-	-	-	-	-	-
105 - HR Staffing Policy Option Proposal	40	39.50	10,992,974	10,992,974	-	-	-	-	-
106 - Buy Back Central Pos at Revised Fund Split	-	-	-	-	-	-	-	-	-
107 - Diversity, Equity and Inclusion	7	6.16	4,533,558	3,786,753	-	18,371	728,434	-	-
109 - Volunteer Program	-	-	-	-	-	-	-	-	-
110 - BRS OWI Update Package	-	-	-	-	-	-	-	-	-
111 - Increase Child Welfare Training Capacity	-	-	-	-	-	-	-	-	-
112 - Independent Living Program	-	-	-	-	-	-	-	-	-
113 - Oregon Child Abuse Hotline (ORCAH)	-	-	-	-	-	-	-	-	-
114 - Family Preservation and Preservation Servs	-	-	-	-	-	-	-	-	-
115 - Governor's Child Foster Care Adv Commission	-	-	-	-	-	-	-	-	-
116 - Respite Care Prog Foster Family Recruit Team	-	-	-	-	-	-	-	-	-
117 - School of Origin Transportation	-	-	-	-	-	-	-	-	-
118 - CW Stabilization	34	29.92	8,950,460	4,438,678	-	132,774	4,379,008	-	-
119 - Implementation of the New Rate Models	-	-	-	-	-	-	-	-	-
120 - Addtl Fund for New Rate Model Full Implement	-	-	-	-	-	-	-	-	-
121 - ODDS Health Management Unit (HMU)	-	-	-	-	-	-	-	-	-
122 - ODDS Language Access Compliance	-	-	-	-	-	-	-	-	-
123 - Supported Living Rate Model Implementation	-	-	-	-	-	-	-	-	-
124 - Licensure and Quality Improvement Staffing	-	-	-	-	-	-	-	-	-

Summary of 2021-23 Biennium Budget

**Human Services, Dept. of
DHS Central Services
2021-23 Biennium**

**Governor's Budget
Cross Reference Number: 10000-010-40-00-00000**

<i>Description</i>	<i>Positions</i>	<i>Full-Time Equivalent (FTE)</i>	<i>ALL FUNDS</i>	<i>General Fund</i>	<i>Lottery Funds</i>	<i>Other Funds</i>	<i>Federal Funds</i>	<i>Nonlimited Other Funds</i>	<i>Nonlimited Federal Funds</i>
125 - EAU Business Process Change/Prog Integrity	-	-	-	-	-	-	-	-	-
126 - Child Abuse Investigations – Third Party	-	-	-	-	-	-	-	-	-
127 - National Directory of New Hires	-	-	-	-	-	-	-	-	-
128 - Emergency Management	-	-	-	-	-	-	-	-	-
129 - Continuity of Operations	-	-	-	-	-	-	-	-	-
130 - Survivor Investment Partnership	-	-	-	-	-	-	-	-	-
131 - Social Security Cost Reimbursement	-	-	-	-	-	-	-	-	-
132 - Benefits Counseling Services (WIN)	-	-	-	-	-	-	-	-	-
133 - Workload Model Equity Staffing	-	-	-	-	-	-	-	-	-
201 - Improving Data Integrity and Compliance	-	-	-	-	-	-	-	-	-
202 - Statewide CIE	-	-	-	-	-	-	-	-	-
203 - Critical Systems	-	-	-	-	-	-	-	-	-
204 - Modernization: Financial Systems	-	-	-	-	-	-	-	-	-
205 - Modularity	-	-	-	-	-	-	-	-	-
206 - Integrated Eligibility	20	20.00	47,360,809	27,527,605	-	-	19,833,204	-	-
207 - Provider Time Capture M&O	-	-	-	-	-	-	-	-	-
208 - Centralized Abuse Management O&M	-	-	-	-	-	-	-	-	-
209 - CJIS Security	-	-	-	-	-	-	-	-	-
210 - Risk Audit Remediation	-	-	-	-	-	-	-	-	-
211 - Remote Access	-	-	-	-	-	-	-	-	-
212 - Increase IT Project Capacity	-	-	-	-	-	-	-	-	-
213 - IE Modernization	-	-	-	-	-	-	-	-	-
Subtotal Policy Packages	97	91.58	66,193,691	42,998,882	-	85,986	23,108,823	-	-

Summary of 2021-23 Biennium Budget

Human Services, Dept. of
DHS Central Services
2021-23 Biennium

Governor's Budget
Cross Reference Number: 10000-010-40-00-00000

<i>Description</i>	<i>Positions</i>	<i>Full-Time Equivalent (FTE)</i>	<i>ALL FUNDS</i>	<i>General Fund</i>	<i>Lottery Funds</i>	<i>Other Funds</i>	<i>Federal Funds</i>	<i>Nonlimited Other Funds</i>	<i>Nonlimited Federal Funds</i>
Total 2021-23 Governor's Budget	362	354.95	222,401,736	108,479,079	-	2,802,883	111,119,774	-	-
Percentage Change From 2019-21 Leg Approved Budget	48.36%	47.56%	-19.12%	120.52%	-	-93.76%	-38.57%	-	-
Percentage Change From 2021-23 Current Service Level	57.39%	54.92%	50.02%	80.05%	-	16.67%	29.82%	-	-

Summary of 2021-23 Biennium Budget

**Human Services, Dept. of
DHS Shared Services
2021-23 Biennium**

**Governor's Budget
Cross Reference Number: 10000-010-45-00-00000**

<i>Description</i>	<i>Positions</i>	<i>Full-Time Equivalent (FTE)</i>	<i>ALL FUNDS</i>	<i>General Fund</i>	<i>Lottery Funds</i>	<i>Other Funds</i>	<i>Federal Funds</i>	<i>Nonlimited Other Funds</i>	<i>Nonlimited Federal Funds</i>
2019-21 Leg Adopted Budget	680	672.89	147,436,690	-	-	147,436,690	-	-	-
2019-21 Emergency Boards	-	-	-	-	-	-	-	-	-
2019-21 Leg Approved Budget	680	672.89	147,436,690	-	-	147,436,690	-	-	-
2021-23 Base Budget Adjustments									
Net Cost of Position Actions									
Administrative Biennialized E-Board, Phase-Out	(1)	1.35	14,102,977	-	-	14,102,977	-	-	-
Estimated Cost of Merit Increase			-	-	-	-	-	-	-
Base Debt Service Adjustment			-	-	-	-	-	-	-
Base Nonlimited Adjustment			-	-	-	-	-	-	-
Capital Construction			-	-	-	-	-	-	-
Subtotal 2021-23 Base Budget	679	674.24	161,539,667	-	-	161,539,667	-	-	-
Essential Packages									
010 - Non-PICS Pers Svc/Vacancy Factor									
Vacancy Factor (Increase)/Decrease	-	-	478,060	-	-	478,060	-	-	-
Non-PICS Personal Service Increase/(Decrease)	-	-	708,746	-	-	708,746	-	-	-
Subtotal	-	-	1,186,806	-	-	1,186,806	-	-	-
020 - Phase In / Out Pgm & One-time Cost									
021 - Phase-in	-	-	18,574	-	-	18,574	-	-	-
022 - Phase-out Pgm & One-time Costs	-	-	-	-	-	-	-	-	-
Subtotal	-	-	18,574	-	-	18,574	-	-	-
030 - Inflation & Price List Adjustments									
Cost of Goods & Services Increase/(Decrease)	-	-	822,491	-	-	822,491	-	-	-
Subtotal	-	-	822,491	-	-	822,491	-	-	-

Summary of 2021-23 Biennium Budget

**Human Services, Dept. of
DHS Shared Services
2021-23 Biennium**

**Governor's Budget
Cross Reference Number: 10000-010-45-00-00000**

<i>Description</i>	<i>Positions</i>	<i>Full-Time Equivalent (FTE)</i>	<i>ALL FUNDS</i>	<i>General Fund</i>	<i>Lottery Funds</i>	<i>Other Funds</i>	<i>Federal Funds</i>	<i>Nonlimited Other Funds</i>	<i>Nonlimited Federal Funds</i>
040 - Mandated Caseload									
040 - Mandated Caseload	-	-	-	-	-	-	-	-	-
050 - Fundshifts and Revenue Reductions									
050 - Fundshifts	-	-	-	-	-	-	-	-	-
060 - Technical Adjustments									
060 - Technical Adjustments	-	-	-	-	-	-	-	-	-
Subtotal: 2021-23 Current Service Level	679	674.24	163,567,538	-	-	163,567,538	-	-	-

Summary of 2021-23 Biennium Budget

**Human Services, Dept. of
DHS Shared Services
2021-23 Biennium**

**Governor's Budget
Cross Reference Number: 10000-010-45-00-00000**

<i>Description</i>	<i>Positions</i>	<i>Full-Time Equivalent (FTE)</i>	<i>ALL FUNDS</i>	<i>General Fund</i>	<i>Lottery Funds</i>	<i>Other Funds</i>	<i>Federal Funds</i>	<i>Nonlimited Other Funds</i>	<i>Nonlimited Federal Funds</i>
Subtotal: 2021-23 Current Service Level	679	674.24	163,567,538	-	-	163,567,538	-	-	-
070 - Revenue Reductions/Shortfall									
070 - Revenue Shortfalls	-	-	-	-	-	-	-	-	-
Modified 2021-23 Current Service Level	679	674.24	163,567,538	-	-	163,567,538	-	-	-
080 - E-Boards									
080 - March 2020 Eboard	-	-	-	-	-	-	-	-	-
081 - April 2020 Eboard	-	-	-	-	-	-	-	-	-
082 - May 2020 Eboard	-	-	-	-	-	-	-	-	-
083 - June 2020 Eboard	-	-	-	-	-	-	-	-	-
084 - June 2020 Special Session	1	1.00	215,123	-	-	215,123	-	-	-
087 - August 2020 Special Session	(12)	(11.25)	(4,471,742)	-	-	(4,471,742)	-	-	-
088 - September 2020 Emergency Board	-	-	-	-	-	-	-	-	-
089 - Post-September 2020 Leg. Actions	-	-	-	-	-	-	-	-	-
Subtotal Emergency Board Packages	(11)	(10.25)	(4,256,619)	-	-	(4,256,619)	-	-	-
Policy Packages									
090 - Analyst Adjustments	-	-	-	-	-	-	-	-	-
091 - Elimination of S&S Inflation	-	-	(537,181)	-	-	(537,181)	-	-	-
092 - Personal Services Adjustments	-	-	(3,507,400)	-	-	(3,507,400)	-	-	-
093 - Transfers to General Fund	-	-	-	-	-	-	-	-	-
094 - Revenue Solutions	-	-	-	-	-	-	-	-	-
095 - DHS/OHA Reshoot	2	2.00	458,949	-	-	458,949	-	-	-
096 - Statewide Adjustment DAS Chgs	-	-	(74,331)	-	-	(74,331)	-	-	-
097 - Statewide AG Adjustment	-	-	(71,194)	-	-	(71,194)	-	-	-

Summary of 2021-23 Biennium Budget

**Human Services, Dept. of
DHS Shared Services
2021-23 Biennium**

**Governor's Budget
Cross Reference Number: 10000-010-45-00-00000**

<i>Description</i>	<i>Positions</i>	<i>Full-Time Equivalent (FTE)</i>	<i>ALL FUNDS</i>	<i>General Fund</i>	<i>Lottery Funds</i>	<i>Other Funds</i>	<i>Federal Funds</i>	<i>Nonlimited Other Funds</i>	<i>Nonlimited Federal Funds</i>
099 - Microsoft 365 Consolidation	-	-	-	-	-	-	-	-	-
101 - ODHHS Staffing Accommodations Sched Tool	-	-	-	-	-	-	-	-	-
102 - Community Abuse Determination Project	-	-	-	-	-	-	-	-	-
103 - OPI Expansion and Family Caregiver Support	-	-	-	-	-	-	-	-	-
104 - Improv Health by Reduc Social Isolation	-	-	-	-	-	-	-	-	-
105 - HR Staffing Policy Option Proposal	-	-	-	-	-	-	-	-	-
106 - Buy Back Central Pos at Revised Fund Split	-	-	-	-	-	-	-	-	-
107 - Diversity, Equity and Inclusion	-	-	-	-	-	-	-	-	-
109 - Volunteer Program	-	-	-	-	-	-	-	-	-
110 - BRS OWI Update Package	-	-	-	-	-	-	-	-	-
111 - Increase Child Welfare Training Capacity	-	-	-	-	-	-	-	-	-
112 - Independent Living Program	-	-	-	-	-	-	-	-	-
113 - Oregon Child Abuse Hotline (ORCAH)	-	-	-	-	-	-	-	-	-
114 - Family Preservation and Preservation Servs	-	-	-	-	-	-	-	-	-
115 - Governor's Child Foster Care Adv Commission	-	-	-	-	-	-	-	-	-
116 - Respite Care Prog Foster Family Recruit Team	-	-	-	-	-	-	-	-	-
117 - School of Origin Transportation	-	-	-	-	-	-	-	-	-
118 - CW Stabilization	6	5.28	785,512	-	-	785,512	-	-	-
119 - Implementation of the New Rate Models	-	-	-	-	-	-	-	-	-
120 - Addtl Fund for New Rate Model Full Implement	-	-	-	-	-	-	-	-	-
121 - ODDS Health Management Unit (HMU)	-	-	-	-	-	-	-	-	-
122 - ODDS Language Access Compliance	-	-	-	-	-	-	-	-	-
123 - Supported Living Rate Model Implementation	-	-	-	-	-	-	-	-	-
124 - Licensure and Quality Improvement Staffing	-	-	-	-	-	-	-	-	-

Summary of 2021-23 Biennium Budget

**Human Services, Dept. of
DHS Shared Services
2021-23 Biennium**

**Governor's Budget
Cross Reference Number: 10000-010-45-00-00000**

<i>Description</i>	<i>Positions</i>	<i>Full-Time Equivalent (FTE)</i>	<i>ALL FUNDS</i>	<i>General Fund</i>	<i>Lottery Funds</i>	<i>Other Funds</i>	<i>Federal Funds</i>	<i>Nonlimited Other Funds</i>	<i>Nonlimited Federal Funds</i>
125 - EAU Business Process Change/Prog Integrity	4	3.52	643,241	-	-	643,241	-	-	-
126 - Child Abuse Investigations – Third Party	-	-	-	-	-	-	-	-	-
127 - National Directory of New Hires	-	-	-	-	-	-	-	-	-
128 - Emergency Management	-	-	-	-	-	-	-	-	-
129 - Continuity of Operations	-	-	-	-	-	-	-	-	-
130 - Survivor Investment Partnership	-	-	-	-	-	-	-	-	-
131 - Social Security Cost Reimbursement	-	-	-	-	-	-	-	-	-
132 - Benefits Counseling Services (WIN)	-	-	-	-	-	-	-	-	-
133 - Workload Model Equity Staffing	-	-	-	-	-	-	-	-	-
201 - Improving Data Integrity and Compliance	-	-	-	-	-	-	-	-	-
202 - Statewide CIE	-	-	-	-	-	-	-	-	-
203 - Critical Systems	-	-	-	-	-	-	-	-	-
204 - Modernization: Financial Systems	-	-	-	-	-	-	-	-	-
205 - Modularity	-	-	-	-	-	-	-	-	-
206 - Integrated Eligibility	-	-	-	-	-	-	-	-	-
207 - Provider Time Capture M&O	-	-	-	-	-	-	-	-	-
208 - Centralized Abuse Management O&M	-	-	-	-	-	-	-	-	-
209 - CJIS Security	-	-	-	-	-	-	-	-	-
210 - Risk Audit Remediation	-	-	-	-	-	-	-	-	-
211 - Remote Access	-	-	-	-	-	-	-	-	-
212 - Increase IT Project Capacity	-	-	-	-	-	-	-	-	-
213 - IE Modernization	-	-	-	-	-	-	-	-	-
Subtotal Policy Packages	12	10.80	(2,302,404)	-	-	(2,302,404)	-	-	-

Summary of 2021-23 Biennium Budget

Human Services, Dept. of
DHS Shared Services
2021-23 Biennium

Governor's Budget
Cross Reference Number: 10000-010-45-00-00000

<i>Description</i>	<i>Positions</i>	<i>Full-Time Equivalent (FTE)</i>	<i>ALL FUNDS</i>	<i>General Fund</i>	<i>Lottery Funds</i>	<i>Other Funds</i>	<i>Federal Funds</i>	<i>Nonlimited Other Funds</i>	<i>Nonlimited Federal Funds</i>
Total 2021-23 Governor's Budget	680	674.79	157,008,515	-	-	157,008,515	-	-	-
Percentage Change From 2019-21 Leg Approved Budget	-	0.28%	6.49%	-	-	6.49%	-	-	-
Percentage Change From 2021-23 Current Service Level	0.15%	0.08%	-4.01%	-	-	-4.01%	-	-	-

Summary of 2021-23 Biennium Budget

**Human Services, Dept. of
State Assessments and Enterprise-wide Costs
2021-23 Biennium**

**Governor's Budget
Cross Reference Number: 10000-010-50-00-00000**

<i>Description</i>	<i>Positions</i>	<i>Full-Time Equivalent (FTE)</i>	<i>ALL FUNDS</i>	<i>General Fund</i>	<i>Lottery Funds</i>	<i>Other Funds</i>	<i>Federal Funds</i>	<i>Nonlimited Other Funds</i>	<i>Nonlimited Federal Funds</i>
2019-21 Leg Adopted Budget	-	-	523,637,627	284,657,702	-	39,622,034	199,357,891	-	-
2019-21 Emergency Boards	-	-	-	-	-	-	-	-	-
2019-21 Leg Approved Budget	-	-	523,637,627	284,657,702	-	39,622,034	199,357,891	-	-
2021-23 Base Budget Adjustments									
Net Cost of Position Actions									
Administrative Biennialized E-Board, Phase-Out	-	-	-	-	-	-	-	-	-
Estimated Cost of Merit Increase	-	-	-	-	-	-	-	-	-
Base Debt Service Adjustment	-	-	3,101,567	3,101,567	-	-	-	-	-
Base Nonlimited Adjustment	-	-	-	-	-	-	-	-	-
Capital Construction	-	-	-	-	-	-	-	-	-
Subtotal 2021-23 Base Budget	-	-	526,739,194	287,759,269	-	39,622,034	199,357,891	-	-
Essential Packages									
010 - Non-PICS Pers Svc/Vacancy Factor									
Non-PICS Personal Service Increase/(Decrease)	-	-	819,561	781,720	-	1,849	35,992	-	-
Subtotal	-	-	819,561	781,720	-	1,849	35,992	-	-
020 - Phase In / Out Pgm & One-time Cost									
021 - Phase-in	-	-	26,702	26,702	-	-	-	-	-
022 - Phase-out Pgm & One-time Costs	-	-	(1,439,658)	(392,329)	-	(655,000)	(392,329)	-	-
Subtotal	-	-	(1,412,956)	(365,627)	-	(655,000)	(392,329)	-	-
030 - Inflation & Price List Adjustments									
Cost of Goods & Services Increase/(Decrease)	-	-	37,359,269	20,344,838	-	1,970,622	15,043,809	-	-
State Gov't & Services Charges Increase/(Decrease)	-	-	36,688,802	26,021,455	-	2,586,168	8,081,179	-	-
Subtotal	-	-	74,048,071	46,366,293	-	4,556,790	23,124,988	-	-

Summary of 2021-23 Biennium Budget

**Human Services, Dept. of
State Assessments and Enterprise-wide Costs
2021-23 Biennium**

**Governor's Budget
Cross Reference Number: 10000-010-50-00-00000**

<i>Description</i>	<i>Positions</i>	<i>Full-Time Equivalent (FTE)</i>	<i>ALL FUNDS</i>	<i>General Fund</i>	<i>Lottery Funds</i>	<i>Other Funds</i>	<i>Federal Funds</i>	<i>Nonlimited Other Funds</i>	<i>Nonlimited Federal Funds</i>
040 - Mandated Caseload									
040 - Mandated Caseload	-	-	-	-	-	-	-	-	-
050 - Fundshifts and Revenue Reductions									
050 - Fundshifts	-	-	-	-	-	-	-	-	-
060 - Technical Adjustments									
060 - Technical Adjustments	-	-	15,334,166	10,357,045	-	238,312	4,738,809	-	-
Subtotal: 2021-23 Current Service Level	-	-	615,528,036	344,898,700	-	43,763,985	226,865,351	-	-

Summary of 2021-23 Biennium Budget

**Human Services, Dept. of
State Assessments and Enterprise-wide Costs
2021-23 Biennium**

**Governor's Budget
Cross Reference Number: 10000-010-50-00-00000**

<i>Description</i>	<i>Positions</i>	<i>Full-Time Equivalent (FTE)</i>	<i>ALL FUNDS</i>	<i>General Fund</i>	<i>Lottery Funds</i>	<i>Other Funds</i>	<i>Federal Funds</i>	<i>Nonlimited Other Funds</i>	<i>Nonlimited Federal Funds</i>
Subtotal: 2021-23 Current Service Level	-	-	615,528,036	344,898,700	-	43,763,985	226,865,351	-	-
070 - Revenue Reductions/Shortfall									
070 - Revenue Shortfalls	-	-	-	-	-	-	-	-	-
Modified 2021-23 Current Service Level	-	-	615,528,036	344,898,700	-	43,763,985	226,865,351	-	-
080 - E-Boards									
080 - March 2020 Eboard	-	-	-	-	-	-	-	-	-
081 - April 2020 Eboard	-	-	-	-	-	-	-	-	-
082 - May 2020 Eboard	-	-	-	-	-	-	-	-	-
083 - June 2020 Eboard	-	-	-	-	-	-	-	-	-
084 - June 2020 Special Session	-	-	243,888	243,888	-	-	-	-	-
087 - August 2020 Special Session	-	-	(2,026,251)	495,691	-	(174,714)	(2,347,228)	-	-
088 - September 2020 Emergency Board	-	-	7,160,187	-	-	7,160,187	-	-	-
089 - Post-September 2020 Leg. Actions	-	-	-	-	-	-	-	-	-
Subtotal Emergency Board Packages	-	-	5,377,824	739,579	-	6,985,473	(2,347,228)	-	-
Policy Packages									
090 - Analyst Adjustments	-	-	(5,741,417)	(3,247,277)	-	(126,302)	(2,367,838)	-	-
091 - Elimination of S&S Inflation	-	-	(3,910,138)	(2,063,522)	-	(76,368)	(1,770,248)	-	-
092 - Personal Services Adjustments	-	-	-	-	-	-	-	-	-
093 - Transfers to General Fund	-	-	-	-	-	-	-	-	-
094 - Revenue Solutions	-	-	-	-	-	-	-	-	-
095 - DHS/OHA Reshoot	-	-	5,288,784	3,087,275	-	274,927	1,926,582	-	-
096 - Statewide Adjustment DAS Chgs	-	-	(29,535,197)	(18,250,756)	-	(676,476)	(10,607,965)	-	-
097 - Statewide AG Adjustment	-	-	(10,809)	(5,684)	-	(133)	(4,992)	-	-

Summary of 2021-23 Biennium Budget

**Human Services, Dept. of
State Assessments and Enterprise-wide Costs
2021-23 Biennium**

**Governor's Budget
Cross Reference Number: 10000-010-50-00-00000**

<i>Description</i>	<i>Positions</i>	<i>Full-Time Equivalent (FTE)</i>	<i>ALL FUNDS</i>	<i>General Fund</i>	<i>Lottery Funds</i>	<i>Other Funds</i>	<i>Federal Funds</i>	<i>Nonlimited Other Funds</i>	<i>Nonlimited Federal Funds</i>
099 - Microsoft 365 Consolidation	-	-	(6,661,798)	(4,141,290)	-	(157,191)	(2,363,317)	-	-
101 - ODHHS Staffing Accommodations Sched Tool	-	-	-	-	-	-	-	-	-
102 - Community Abuse Determination Project	-	-	-	-	-	-	-	-	-
103 - OPI Expansion and Family Caregiver Support	-	-	-	-	-	-	-	-	-
104 - Improv Health by Reduc Social Isolation	-	-	-	-	-	-	-	-	-
105 - HR Staffing Policy Option Proposal	-	-	-	-	-	-	-	-	-
106 - Buy Back Central Pos at Revised Fund Split	-	-	-	-	-	-	-	-	-
107 - Diversity, Equity and Inclusion	-	-	-	-	-	-	-	-	-
109 - Volunteer Program	-	-	-	-	-	-	-	-	-
110 - BRS OWI Update Package	-	-	-	-	-	-	-	-	-
111 - Increase Child Welfare Training Capacity	-	-	-	-	-	-	-	-	-
112 - Independent Living Program	-	-	-	-	-	-	-	-	-
113 - Oregon Child Abuse Hotline (ORCAH)	-	-	-	-	-	-	-	-	-
114 - Family Preservation and Preservation Servs	-	-	-	-	-	-	-	-	-
115 - Governor's Child Foster Care Adv Commission	-	-	-	-	-	-	-	-	-
116 - Respite Care Prog Foster Family Recruit Team	-	-	-	-	-	-	-	-	-
117 - School of Origin Transportation	-	-	-	-	-	-	-	-	-
118 - CW Stabilization	-	-	943,069	459,080	-	44,040	439,949	-	-
119 - Implementation of the New Rate Models	-	-	-	-	-	-	-	-	-
120 - Addtl Fund for New Rate Model Full Implement	-	-	-	-	-	-	-	-	-
121 - ODDS Health Management Unit (HMU)	-	-	-	-	-	-	-	-	-
122 - ODDS Language Access Compliance	-	-	-	-	-	-	-	-	-
123 - Supported Living Rate Model Implementation	-	-	-	-	-	-	-	-	-
124 - Licensure and Quality Improvement Staffing	-	-	-	-	-	-	-	-	-

Summary of 2021-23 Biennium Budget

**Human Services, Dept. of
State Assessments and Enterprise-wide Costs
2021-23 Biennium**

**Governor's Budget
Cross Reference Number: 10000-010-50-00-00000**

<i>Description</i>	<i>Positions</i>	<i>Full-Time Equivalent (FTE)</i>	<i>ALL FUNDS</i>	<i>General Fund</i>	<i>Lottery Funds</i>	<i>Other Funds</i>	<i>Federal Funds</i>	<i>Nonlimited Other Funds</i>	<i>Nonlimited Federal Funds</i>
125 - EAU Business Process Change/Prog Integrity	-	-	748,860	748,860	-	-	-	-	-
126 - Child Abuse Investigations – Third Party	-	-	-	-	-	-	-	-	-
127 - National Directory of New Hires	-	-	-	-	-	-	-	-	-
128 - Emergency Management	-	-	-	-	-	-	-	-	-
129 - Continuity of Operations	-	-	-	-	-	-	-	-	-
130 - Survivor Investment Partnership	-	-	-	-	-	-	-	-	-
131 - Social Security Cost Reimbursement	-	-	-	-	-	-	-	-	-
132 - Benefits Counseling Services (WIN)	-	-	-	-	-	-	-	-	-
133 - Workload Model Equity Staffing	-	-	-	-	-	-	-	-	-
201 - Improving Data Integrity and Compliance	-	-	-	-	-	-	-	-	-
202 - Statewide CIE	-	-	-	-	-	-	-	-	-
203 - Critical Systems	-	-	-	-	-	-	-	-	-
204 - Modernization: Financial Systems	-	-	-	-	-	-	-	-	-
205 - Modularity	-	-	-	-	-	-	-	-	-
206 - Integrated Eligibility	-	-	21,168,554	9,131,916	-	-	12,036,638	-	-
207 - Provider Time Capture M&O	-	-	-	-	-	-	-	-	-
208 - Centralized Abuse Management O&M	-	-	-	-	-	-	-	-	-
209 - CJIS Security	-	-	-	-	-	-	-	-	-
210 - Risk Audit Remediation	-	-	-	-	-	-	-	-	-
211 - Remote Access	-	-	-	-	-	-	-	-	-
212 - Increase IT Project Capacity	-	-	-	-	-	-	-	-	-
213 - IE Modernization	-	-	-	-	-	-	-	-	-
Subtotal Policy Packages	-	-	(17,710,092)	(14,281,398)	-	(717,503)	(2,711,191)	-	-

Summary of 2021-23 Biennium Budget

Human Services, Dept. of
 State Assessments and Enterprise-wide Costs
 2021-23 Biennium

Governor's Budget
 Cross Reference Number: 10000-010-50-00-00000

<i>Description</i>	<i>Positions</i>	<i>Full-Time Equivalent (FTE)</i>	<i>ALL FUNDS</i>	<i>General Fund</i>	<i>Lottery Funds</i>	<i>Other Funds</i>	<i>Federal Funds</i>	<i>Nonlimited Other Funds</i>	<i>Nonlimited Federal Funds</i>
Total 2021-23 Governor's Budget	-	-	603,195,768	331,356,881	-	50,031,955	221,806,932	-	-
Percentage Change From 2019-21 Leg Approved Budget	-	-	15.19%	16.41%	-	26.27%	11.26%	-	-
Percentage Change From 2021-23 Current Service Level	-	-	-2.00%	-3.93%	-	14.32%	-2.23%	-	-

Summary of 2021-23 Biennium Budget

Human Services, Dept. of
DHS Programs
2021-23 Biennium

Governor's Budget
Cross Reference Number: 10000-060-00-00-00000

Description	Positions	Full-Time Equivalent (FTE)	ALL FUNDS	General Fund	Lottery Funds	Other Funds	Federal Funds	Nonlimited Other Funds	Nonlimited Federal Funds
2019-21 Leg Adopted Budget	8,520	8,410.71	11,617,061,702	3,521,228,251	-	441,948,609	5,714,539,511	-	1,939,345,331
2019-21 Emergency Boards	-	-	-	-	-	-	-	-	-
2019-21 Leg Approved Budget	8,520	8,410.71	11,617,061,702	3,521,228,251	-	441,948,609	5,714,539,511	-	1,939,345,331
2021-23 Base Budget Adjustments									
Net Cost of Position Actions									
Administrative Biennialized E-Board, Phase-Out	(22)	33.59	146,722,708	82,426,267	-	691,192	63,605,249	-	-
Estimated Cost of Merit Increase	-	-	-	-	-	-	-	-	-
Base Debt Service Adjustment	-	-	-	-	-	-	-	-	-
Base Nonlimited Adjustment	-	-	-	-	-	-	-	-	-
Capital Construction	-	-	-	-	-	-	-	-	-
Subtotal 2021-23 Base Budget	8,498	8,444.30	11,763,784,410	3,603,654,518	-	442,639,801	5,778,144,760	-	1,939,345,331
Essential Packages									
010 - Non-PICS Pers Svc/Vacancy Factor									
Vacancy Factor (Increase)/Decrease	-	-	(1,133,952)	(1,401,990)	-	(9,090)	277,128	-	-
Non-PICS Personal Service Increase/(Decrease)	-	-	10,654,022	8,255,371	-	150,121	2,248,530	-	-
Subtotal	-	-	9,520,070	6,853,381	-	141,031	2,525,658	-	-
020 - Phase In / Out Pgm & One-time Cost									
021 - Phase-in	10	10.00	111,261,912	40,436,346	-	28,713	70,796,853	-	-
022 - Phase-out Pgm & One-time Costs	-	-	(107,958,371)	(11,590,085)	-	(1,206,814)	(95,161,472)	-	-
Subtotal	10	10.00	3,303,541	28,846,261	-	(1,178,101)	(24,364,619)	-	-
030 - Inflation & Price List Adjustments									
Cost of Goods & Services Increase/(Decrease)	-	-	660,560,628	280,967,098	-	5,679,648	373,913,882	-	-
Subtotal	-	-	660,560,628	280,967,098	-	5,679,648	373,913,882	-	-

Summary of 2021-23 Biennium Budget

**Human Services, Dept. of
DHS Programs
2021-23 Biennium**

**Governor's Budget
Cross Reference Number: 10000-060-00-00-00000**

<i>Description</i>	<i>Positions</i>	<i>Full-Time Equivalent (FTE)</i>	<i>ALL FUNDS</i>	<i>General Fund</i>	<i>Lottery Funds</i>	<i>Other Funds</i>	<i>Federal Funds</i>	<i>Nonlimited Other Funds</i>	<i>Nonlimited Federal Funds</i>
040 - Mandated Caseload									
040 - Mandated Caseload	279	279.00	234,298,457	64,077,327	-	10,500,082	159,721,048	-	-
050 - Fundshifts and Revenue Reductions									
050 - Fundshifts	-	-	-	137,350,610	-	(27,638,036)	(109,712,574)	-	-
060 - Technical Adjustments									
060 - Technical Adjustments	(3)	(3.00)	(53,815,171)	(20,429,939)	-	(238,312)	(33,146,920)	-	-
Subtotal: 2021-23 Current Service Level	8,784	8,730.30	12,617,651,935	4,101,319,256	-	429,906,113	6,147,081,235	-	1,939,345,331

Summary of 2021-23 Biennium Budget

**Human Services, Dept. of
DHS Programs
2021-23 Biennium**

**Governor's Budget
Cross Reference Number: 10000-060-00-00-00000**

<i>Description</i>	<i>Positions</i>	<i>Full-Time Equivalent (FTE)</i>	<i>ALL FUNDS</i>	<i>General Fund</i>	<i>Lottery Funds</i>	<i>Other Funds</i>	<i>Federal Funds</i>	<i>Nonlimited Other Funds</i>	<i>Nonlimited Federal Funds</i>
Subtotal: 2021-23 Current Service Level	8,784	8,730.30	12,617,651,935	4,101,319,256	-	429,906,113	6,147,081,235	-	1,939,345,331
070 - Revenue Reductions/Shortfall									
070 - Revenue Shortfalls	-	-	(27,730,937)	-	-	(6,531,059)	(21,199,878)	-	-
Modified 2021-23 Current Service Level	8,784	8,730.30	12,589,920,998	4,101,319,256	-	423,375,054	6,125,881,357	-	1,939,345,331
080 - E-Boards									
080 - March 2020 Eboard	-	-	-	-	-	-	-	-	-
081 - April 2020 Eboard	-	-	-	-	-	-	-	-	-
082 - May 2020 Eboard	-	-	-	-	-	-	-	-	-
083 - June 2020 Eboard	-	-	-	-	-	-	-	-	-
084 - June 2020 Special Session	-	-	555,666	555,666	-	-	-	-	-
087 - August 2020 Special Session	(6)	(5.05)	23,362,126	9,866,760	-	703,484	12,791,882	-	-
088 - September 2020 Emergency Board	-	-	31,390,809	-	-	31,390,809	-	-	-
089 - Post-September 2020 Leg. Actions	-	-	-	-	-	-	-	-	-
Subtotal Emergency Board Packages	(6)	(5.05)	55,308,601	10,422,426	-	32,094,293	12,791,882	-	-
Policy Packages									
090 - Analyst Adjustments	(39)	(39.00)	(128,856,930)	(104,412,998)	-	4,011,118	(28,455,050)	-	-
091 - Elimination of S&S Inflation	-	-	(9,566,438)	(4,663,648)	-	(213,035)	(4,689,755)	-	-
092 - Personal Services Adjustments	-	-	(37,435,667)	(22,012,381)	-	(236,550)	(15,186,736)	-	-
093 - Transfers to General Fund	-	-	-	-	-	-	-	-	-
094 - Revenue Solutions	-	-	-	-	-	-	-	-	-
095 - DHS/OHA Reshoot	-	-	1,024,388,405	(1,829,694)	-	(272,181)	(10,032,516)	-	1,036,522,796
096 - Statewide Adjustment DAS Chgs	-	-	(1,927,239)	(1,436,036)	-	(24,776)	(466,427)	-	-
097 - Statewide AG Adjustment	-	-	(5,335,895)	(2,887,052)	-	(793)	(2,448,050)	-	-

Summary of 2021-23 Biennium Budget

**Human Services, Dept. of
DHS Programs
2021-23 Biennium**

**Governor's Budget
Cross Reference Number: 10000-060-00-00-00000**

<i>Description</i>	<i>Positions</i>	<i>Full-Time Equivalent (FTE)</i>	<i>ALL FUNDS</i>	<i>General Fund</i>	<i>Lottery Funds</i>	<i>Other Funds</i>	<i>Federal Funds</i>	<i>Nonlimited Other Funds</i>	<i>Nonlimited Federal Funds</i>
099 - Microsoft 365 Consolidation	-	-	-	-	-	-	-	-	-
101 - ODHHS Staffing Accommodations Sched Tool	-	-	-	-	-	-	-	-	-
102 - Community Abuse Determination Project	-	-	-	-	-	-	-	-	-
103 - OPI Expansion and Family Caregiver Support	-	-	34,805,145	-	-	-	34,805,145	-	-
104 - Improv Health by Reduc Social Isolation	-	-	-	-	-	-	-	-	-
105 - HR Staffing Policy Option Proposal	-	-	-	-	-	-	-	-	-
106 - Buy Back Central Pos at Revised Fund Split	-	-	-	-	-	-	-	-	-
107 - Diversity, Equity and Inclusion	-	-	1,065,000	590,000	-	-	475,000	-	-
109 - Volunteer Program	-	-	-	-	-	-	-	-	-
110 - BRS OWI Update Package	-	-	-	-	-	-	-	-	-
111 - Increase Child Welfare Training Capacity	19	16.72	3,971,510	992,940	-	-	2,978,570	-	-
112 - Independent Living Program	-	-	-	-	-	-	-	-	-
113 - Oregon Child Abuse Hotline (ORCAH)	-	-	-	-	-	-	-	-	-
114 - Family Preservation and Preservation Servs	29	25.52	6,142,809	4,607,137	-	-	1,535,672	-	-
115 - Governor's Child Foster Care Adv Commission	1	0.88	221,866	166,400	-	-	55,466	-	-
116 - Respite Care Prog Foster Family Recruit Team	1	0.88	20,608,205	19,443,093	-	-	1,165,112	-	-
117 - School of Origin Transportation	-	-	-	-	-	-	-	-	-
118 - CW Stabilization	59	51.92	15,662,037	10,961,898	-	45,474	4,654,665	-	-
119 - Implementation of the New Rate Models	-	-	101,289,426	34,414,903	-	-	66,874,523	-	-
120 - Addtl Fund for New Rate Model Full Implement	-	-	-	-	-	-	-	-	-
121 - ODDS Health Management Unit (HMU)	-	-	-	-	-	-	-	-	-
122 - ODDS Language Access Compliance	-	-	-	-	-	-	-	-	-
123 - Supported Living Rate Model Implementation	-	-	-	-	-	-	-	-	-
124 - Licensure and Quality Improvement Staffing	-	-	-	-	-	-	-	-	-

Summary of 2021-23 Biennium Budget

**Human Services, Dept. of
DHS Programs
2021-23 Biennium**

**Governor's Budget
Cross Reference Number: 10000-060-00-00-00000**

<i>Description</i>	<i>Positions</i>	<i>Full-Time Equivalent (FTE)</i>	<i>ALL FUNDS</i>	<i>General Fund</i>	<i>Lottery Funds</i>	<i>Other Funds</i>	<i>Federal Funds</i>	<i>Nonlimited Other Funds</i>	<i>Nonlimited Federal Funds</i>
125 - EAU Business Process Change/Prog Integrity	-	-	-	(748,860)	-	748,860	-	-	-
126 - Child Abuse Investigations – Third Party	-	-	-	-	-	-	-	-	-
127 - National Directory of New Hires	-	-	-	-	-	-	-	-	-
128 - Emergency Management	-	-	-	-	-	-	-	-	-
129 - Continuity of Operations	-	-	-	-	-	-	-	-	-
130 - Survivor Investment Partnership	3	2.64	10,000,000	10,000,000	-	-	-	-	-
131 - Social Security Cost Reimbursement	1	1.00	170,746	-	-	-	170,746	-	-
132 - Benefits Counseling Services (WIN)	-	-	-	-	-	-	-	-	-
133 - Workload Model Equity Staffing	-	-	-	-	-	-	-	-	-
201 - Improving Data Integrity and Compliance	-	-	-	-	-	-	-	-	-
202 - Statewide CIE	-	-	-	-	-	-	-	-	-
203 - Critical Systems	-	-	-	-	-	-	-	-	-
204 - Modernization: Financial Systems	-	-	-	-	-	-	-	-	-
205 - Modularity	-	-	-	-	-	-	-	-	-
206 - Integrated Eligibility	4	4.00	1,147,084	458,832	-	-	688,252	-	-
207 - Provider Time Capture M&O	-	-	2,814,048	1,814,048	-	-	1,000,000	-	-
208 - Centralized Abuse Management O&M	-	-	-	-	-	-	-	-	-
209 - CJIS Security	-	-	-	-	-	-	-	-	-
210 - Risk Audit Remediation	-	-	-	-	-	-	-	-	-
211 - Remote Access	-	-	-	-	-	-	-	-	-
212 - Increase IT Project Capacity	-	-	-	-	-	-	-	-	-
213 - IE Modernization	-	-	-	-	-	-	-	-	-
Subtotal Policy Packages	78	64.56	1,039,164,112	(54,541,418)	-	4,058,117	53,124,617	-	1,036,522,796

Summary of 2021-23 Biennium Budget

Human Services, Dept. of
DHS Programs
2021-23 Biennium

Governor's Budget
Cross Reference Number: 10000-060-00-00-00000

<i>Description</i>	<i>Positions</i>	<i>Full-Time Equivalent (FTE)</i>	<i>ALL FUNDS</i>	<i>General Fund</i>	<i>Lottery Funds</i>	<i>Other Funds</i>	<i>Federal Funds</i>	<i>Nonlimited Other Funds</i>	<i>Nonlimited Federal Funds</i>
Total 2021-23 Governor's Budget	8,856	8,789.81	13,684,393,711	4,057,200,264	-	459,527,464	6,191,797,856	-	2,975,868,127
Percentage Change From 2019-21 Leg Approved Budget	3.94%	4.51%	17.80%	15.22%	-	3.98%	8.35%	-	53.45%
Percentage Change From 2021-23 Current Service Level	0.82%	0.68%	8.45%	-1.08%	-	6.89%	0.73%	-	53.45%

Summary of 2021-23 Biennium Budget

**Human Services, Dept. of
Self Sufficiency - Program
2021-23 Biennium**

**Governor's Budget
Cross Reference Number: 10000-060-01-00-00000**

<i>Description</i>	<i>Positions</i>	<i>Full-Time Equivalent (FTE)</i>	<i>ALL FUNDS</i>	<i>General Fund</i>	<i>Lottery Funds</i>	<i>Other Funds</i>	<i>Federal Funds</i>	<i>Nonlimited Other Funds</i>	<i>Nonlimited Federal Funds</i>
2019-21 Leg Adopted Budget	2,498	2,494.60	3,110,753,205	448,736,284	-	120,449,792	602,221,798	-	1,939,345,331
2019-21 Emergency Boards	-	-	-	-	-	-	-	-	-
2019-21 Leg Approved Budget	2,498	2,494.60	3,110,753,205	448,736,284	-	120,449,792	602,221,798	-	1,939,345,331
2021-23 Base Budget Adjustments									
Net Cost of Position Actions									
Administrative Biennialized E-Board, Phase-Out	(18)	(18.30)	34,740,133	18,002,651	-	44,768	16,692,714	-	-
Estimated Cost of Merit Increase			-	-	-	-	-	-	-
Base Debt Service Adjustment			-	-	-	-	-	-	-
Base Nonlimited Adjustment			-	-	-	-	-	-	-
Capital Construction			-	-	-	-	-	-	-
Subtotal 2021-23 Base Budget	2,480	2,476.30	3,145,493,338	466,738,935	-	120,494,560	618,914,512	-	1,939,345,331
Essential Packages									
010 - Non-PICS Pers Svc/Vacancy Factor									
Vacancy Factor (Increase)/Decrease	-	-	87,124	(156,417)	-	283	243,258	-	-
Non-PICS Personal Service Increase/(Decrease)	-	-	1,912,495	1,543,170	-	5,802	363,523	-	-
Subtotal	-	-	1,999,619	1,386,753	-	6,085	606,781	-	-
020 - Phase In / Out Pgm & One-time Cost									
021 - Phase-in	8	8.00	1,976,089	-	-	-	1,976,089	-	-
022 - Phase-out Pgm & One-time Costs	-	-	(18,500,005)	(4,800,000)	-	(700,005)	(13,000,000)	-	-
Subtotal	8	8.00	(16,523,916)	(4,800,000)	-	(700,005)	(11,023,911)	-	-
030 - Inflation & Price List Adjustments									
Cost of Goods & Services Increase/(Decrease)	-	-	17,232,711	10,594,245	-	13,686	6,624,780	-	-
Subtotal	-	-	17,232,711	10,594,245	-	13,686	6,624,780	-	-

Summary of 2021-23 Biennium Budget

**Human Services, Dept. of
Self Sufficiency - Program
2021-23 Biennium**

**Governor's Budget
Cross Reference Number: 10000-060-01-00-00000**

<i>Description</i>	<i>Positions</i>	<i>Full-Time Equivalent (FTE)</i>	<i>ALL FUNDS</i>	<i>General Fund</i>	<i>Lottery Funds</i>	<i>Other Funds</i>	<i>Federal Funds</i>	<i>Nonlimited Other Funds</i>	<i>Nonlimited Federal Funds</i>
040 - Mandated Caseload									
040 - Mandated Caseload	133	133.00	24,438,923	15,885,294	-	-	8,553,629	-	-
050 - Fundshifts and Revenue Reductions									
050 - Fundshifts	-	-	-	-	-	-	-	-	-
060 - Technical Adjustments									
060 - Technical Adjustments	-	-	(38,228,282)	(9,502,424)	-	-	(28,725,858)	-	-
Subtotal: 2021-23 Current Service Level	2,621	2,617.30	3,134,412,393	480,302,803	-	119,814,326	594,949,933	-	1,939,345,331

Summary of 2021-23 Biennium Budget

**Human Services, Dept. of
Self Sufficiency - Program
2021-23 Biennium**

**Governor's Budget
Cross Reference Number: 10000-060-01-00-00000**

<i>Description</i>	<i>Positions</i>	<i>Full-Time Equivalent (FTE)</i>	<i>ALL FUNDS</i>	<i>General Fund</i>	<i>Lottery Funds</i>	<i>Other Funds</i>	<i>Federal Funds</i>	<i>Nonlimited Other Funds</i>	<i>Nonlimited Federal Funds</i>
Subtotal: 2021-23 Current Service Level	2,621	2,617.30	3,134,412,393	480,302,803	-	119,814,326	594,949,933	-	1,939,345,331
070 - Revenue Reductions/Shortfall									
070 - Revenue Shortfalls	-	-	(4,134,268)	-	-	-	(4,134,268)	-	-
Modified 2021-23 Current Service Level	2,621	2,617.30	3,130,278,125	480,302,803	-	119,814,326	590,815,665	-	1,939,345,331
080 - E-Boards									
080 - March 2020 Eboard	-	-	-	-	-	-	-	-	-
081 - April 2020 Eboard	-	-	-	-	-	-	-	-	-
082 - May 2020 Eboard	-	-	-	-	-	-	-	-	-
083 - June 2020 Eboard	-	-	-	-	-	-	-	-	-
084 - June 2020 Special Session	-	-	-	-	-	-	-	-	-
087 - August 2020 Special Session	(29)	(28.05)	(1,662,252)	(3,593,577)	-	261,262	1,670,063	-	-
088 - September 2020 Emergency Board	-	-	-	-	-	-	-	-	-
089 - Post-September 2020 Leg. Actions	-	-	-	-	-	-	-	-	-
Subtotal Emergency Board Packages	(29)	(28.05)	(1,662,252)	(3,593,577)	-	261,262	1,670,063	-	-
Policy Packages									
090 - Analyst Adjustments	-	-	2,000,000	1,636,744	-	-	363,256	-	-
091 - Elimination of S&S Inflation	-	-	(2,344,509)	(1,232,334)	-	(12,288)	(1,099,887)	-	-
092 - Personal Services Adjustments	-	-	(10,583,077)	(6,405,641)	-	(19,893)	(4,157,543)	-	-
093 - Transfers to General Fund	-	-	-	-	-	-	-	-	-
094 - Revenue Solutions	-	-	-	-	-	-	-	-	-
095 - DHS/OHA Reshoot	1	1.00	1,026,470,535	(520,903)	-	(167,101)	(9,364,257)	-	1,036,522,796
096 - Statewide Adjustment DAS Chgs	-	-	(138,354)	(96,245)	-	(741)	(41,368)	-	-
097 - Statewide AG Adjustment	-	-	(84,930)	(47,409)	-	(184)	(37,337)	-	-

Summary of 2021-23 Biennium Budget

**Human Services, Dept. of
Self Sufficiency - Program
2021-23 Biennium**

**Governor's Budget
Cross Reference Number: 10000-060-01-00-00000**

<i>Description</i>	<i>Positions</i>	<i>Full-Time Equivalent (FTE)</i>	<i>ALL FUNDS</i>	<i>General Fund</i>	<i>Lottery Funds</i>	<i>Other Funds</i>	<i>Federal Funds</i>	<i>Nonlimited Other Funds</i>	<i>Nonlimited Federal Funds</i>
099 - Microsoft 365 Consolidation	-	-	-	-	-	-	-	-	-
101 - ODHHS Staffing Accommodations Sched Tool	-	-	-	-	-	-	-	-	-
102 - Community Abuse Determination Project	-	-	-	-	-	-	-	-	-
103 - OPI Expansion and Family Caregiver Support	-	-	-	-	-	-	-	-	-
104 - Improv Health by Reduc Social Isolation	-	-	-	-	-	-	-	-	-
105 - HR Staffing Policy Option Proposal	-	-	-	-	-	-	-	-	-
106 - Buy Back Central Pos at Revised Fund Split	-	-	-	-	-	-	-	-	-
107 - Diversity, Equity and Inclusion	-	-	-	-	-	-	-	-	-
109 - Volunteer Program	-	-	-	-	-	-	-	-	-
110 - BRS OWI Update Package	-	-	-	-	-	-	-	-	-
111 - Increase Child Welfare Training Capacity	-	-	-	-	-	-	-	-	-
112 - Independent Living Program	-	-	-	-	-	-	-	-	-
113 - Oregon Child Abuse Hotline (ORCAH)	-	-	-	-	-	-	-	-	-
114 - Family Preservation and Preservation Servs	-	-	-	-	-	-	-	-	-
115 - Governor's Child Foster Care Adv Commission	-	-	-	-	-	-	-	-	-
116 - Respite Care Prog Foster Family Recruit Team	-	-	-	-	-	-	-	-	-
117 - School of Origin Transportation	-	-	-	-	-	-	-	-	-
118 - CW Stabilization	-	-	-	-	-	-	-	-	-
119 - Implementation of the New Rate Models	-	-	-	-	-	-	-	-	-
120 - Addtl Fund for New Rate Model Full Implement	-	-	-	-	-	-	-	-	-
121 - ODDS Health Management Unit (HMU)	-	-	-	-	-	-	-	-	-
122 - ODDS Language Access Compliance	-	-	-	-	-	-	-	-	-
123 - Supported Living Rate Model Implementation	-	-	-	-	-	-	-	-	-
124 - Licensure and Quality Improvement Staffing	-	-	-	-	-	-	-	-	-

Summary of 2021-23 Biennium Budget

**Human Services, Dept. of
Self Sufficiency - Program
2021-23 Biennium**

**Governor's Budget
Cross Reference Number: 10000-060-01-00-00000**

<i>Description</i>	<i>Positions</i>	<i>Full-Time Equivalent (FTE)</i>	<i>ALL FUNDS</i>	<i>General Fund</i>	<i>Lottery Funds</i>	<i>Other Funds</i>	<i>Federal Funds</i>	<i>Nonlimited Other Funds</i>	<i>Nonlimited Federal Funds</i>
125 - EAU Business Process Change/Prog Integrity	-	-	-	-	-	-	-	-	-
126 - Child Abuse Investigations – Third Party	-	-	-	-	-	-	-	-	-
127 - National Directory of New Hires	-	-	-	-	-	-	-	-	-
128 - Emergency Management	-	-	-	-	-	-	-	-	-
129 - Continuity of Operations	-	-	-	-	-	-	-	-	-
130 - Survivor Investment Partnership	3	2.64	10,000,000	10,000,000	-	-	-	-	-
131 - Social Security Cost Reimbursement	-	-	-	-	-	-	-	-	-
132 - Benefits Counseling Services (WIN)	-	-	-	-	-	-	-	-	-
133 - Workload Model Equity Staffing	-	-	-	-	-	-	-	-	-
201 - Improving Data Integrity and Compliance	-	-	-	-	-	-	-	-	-
202 - Statewide CIE	-	-	-	-	-	-	-	-	-
203 - Critical Systems	-	-	-	-	-	-	-	-	-
204 - Modernization: Financial Systems	-	-	-	-	-	-	-	-	-
205 - Modularity	-	-	-	-	-	-	-	-	-
206 - Integrated Eligibility	4	4.00	1,147,084	458,832	-	-	688,252	-	-
207 - Provider Time Capture M&O	-	-	-	-	-	-	-	-	-
208 - Centralized Abuse Management O&M	-	-	-	-	-	-	-	-	-
209 - CJIS Security	-	-	-	-	-	-	-	-	-
210 - Risk Audit Remediation	-	-	-	-	-	-	-	-	-
211 - Remote Access	-	-	-	-	-	-	-	-	-
212 - Increase IT Project Capacity	-	-	-	-	-	-	-	-	-
213 - IE Modernization	-	-	-	-	-	-	-	-	-
Subtotal Policy Packages	8	7.64	1,026,466,749	3,793,044	-	(200,207)	(13,648,884)	-	1,036,522,796

Summary of 2021-23 Biennium Budget

Human Services, Dept. of
Self Sufficiency - Program
2021-23 Biennium

Governor's Budget
Cross Reference Number: 10000-060-01-00-00000

<i>Description</i>	<i>Positions</i>	<i>Full-Time Equivalent (FTE)</i>	<i>ALL FUNDS</i>	<i>General Fund</i>	<i>Lottery Funds</i>	<i>Other Funds</i>	<i>Federal Funds</i>	<i>Nonlimited Other Funds</i>	<i>Nonlimited Federal Funds</i>
Total 2021-23 Governor's Budget	2,600	2,596.89	4,155,082,622	480,502,270	-	119,875,381	578,836,844	-	2,975,868,127
Percentage Change From 2019-21 Leg Approved Budget	4.08%	4.10%	33.57%	7.08%	-	-0.48%	-3.88%	-	53.45%
Percentage Change From 2021-23 Current Service Level	-0.80%	-0.78%	32.56%	0.04%	-	0.05%	-2.71%	-	53.45%

Summary of 2021-23 Biennium Budget

**Human Services, Dept. of
Safety
2021-23 Biennium**

**Governor's Budget
Cross Reference Number: 10000-060-02-00-00000**

<i>Description</i>	<i>Positions</i>	<i>Full-Time Equivalent (FTE)</i>	<i>ALL FUNDS</i>	<i>General Fund</i>	<i>Lottery Funds</i>	<i>Other Funds</i>	<i>Federal Funds</i>	<i>Nonlimited Other Funds</i>	<i>Nonlimited Federal Funds</i>
2019-21 Leg Adopted Budget	-	-	45,971,704	12,703,678	-	4,500,440	28,767,586	-	-
2019-21 Emergency Boards	-	-	-	-	-	-	-	-	-
2019-21 Leg Approved Budget	-	-	45,971,704	12,703,678	-	4,500,440	28,767,586	-	-
2021-23 Base Budget Adjustments									
Net Cost of Position Actions									
Administrative Biennialized E-Board, Phase-Out	-	-	-	-	-	-	-	-	-
Estimated Cost of Merit Increase	-	-	-	-	-	-	-	-	-
Base Debt Service Adjustment	-	-	-	-	-	-	-	-	-
Base Nonlimited Adjustment	-	-	-	-	-	-	-	-	-
Capital Construction	-	-	-	-	-	-	-	-	-
Subtotal 2021-23 Base Budget	-	-	45,971,704	12,703,678	-	4,500,440	28,767,586	-	-
020 - Phase In / Out Pgm & One-time Cost									
021 - Phase-in	-	-	-	-	-	-	-	-	-
022 - Phase-out Pgm & One-time Costs	-	-	-	-	-	-	-	-	-
Subtotal	-	-	-	-	-	-	-	-	-
030 - Inflation & Price List Adjustments									
Cost of Goods & Services Increase/(Decrease)	-	-	2,531,741	724,109	-	167,878	1,639,754	-	-
Subtotal	-	-	2,531,741	724,109	-	167,878	1,639,754	-	-
040 - Mandated Caseload									
040 - Mandated Caseload	-	-	-	-	-	-	-	-	-
050 - Fundshifts and Revenue Reductions									
050 - Fundshifts	-	-	-	1,437,911	-	-	(1,437,911)	-	-
060 - Technical Adjustments									

Summary of 2021-23 Biennium Budget

Human Services, Dept. of
 Safety
 2021-23 Biennium

Governor's Budget
 Cross Reference Number: 10000-060-02-00-00000

<i>Description</i>	<i>Positions</i>	<i>Full-Time Equivalent (FTE)</i>	<i>ALL FUNDS</i>	<i>General Fund</i>	<i>Lottery Funds</i>	<i>Other Funds</i>	<i>Federal Funds</i>	<i>Nonlimited Other Funds</i>	<i>Nonlimited Federal Funds</i>
060 - Technical Adjustments	-	-	(48,503,445)	(14,865,698)	-	(4,668,318)	(28,969,429)	-	-
Subtotal: 2021-23 Current Service Level	-	-	-	-	-	-	-	-	-

Summary of 2021-23 Biennium Budget

**Human Services, Dept. of
Safety
2021-23 Biennium**

**Governor's Budget
Cross Reference Number: 10000-060-02-00-00000**

<i>Description</i>	<i>Positions</i>	<i>Full-Time Equivalent (FTE)</i>	<i>ALL FUNDS</i>	<i>General Fund</i>	<i>Lottery Funds</i>	<i>Other Funds</i>	<i>Federal Funds</i>	<i>Nonlimited Other Funds</i>	<i>Nonlimited Federal Funds</i>
Subtotal: 2021-23 Current Service Level	-	-	-	-	-	-	-	-	-
070 - Revenue Reductions/Shortfall									
070 - Revenue Shortfalls	-	-	-	-	-	-	-	-	-
Modified 2021-23 Current Service Level	-	-	-	-	-	-	-	-	-
080 - E-Boards									
080 - March 2020 Eboard	-	-	-	-	-	-	-	-	-
081 - April 2020 Eboard	-	-	-	-	-	-	-	-	-
082 - May 2020 Eboard	-	-	-	-	-	-	-	-	-
083 - June 2020 Eboard	-	-	-	-	-	-	-	-	-
084 - June 2020 Special Session	-	-	-	-	-	-	-	-	-
087 - August 2020 Special Session	-	-	-	-	-	-	-	-	-
088 - September 2020 Emergency Board	-	-	-	-	-	-	-	-	-
089 - Post-September 2020 Leg. Actions	-	-	-	-	-	-	-	-	-
Subtotal Emergency Board Packages	-	-	-	-	-	-	-	-	-
Policy Packages									
090 - Analyst Adjustments	-	-	-	-	-	-	-	-	-
091 - Elimination of S&S Inflation	-	-	-	-	-	-	-	-	-
092 - Personal Services Adjustments	-	-	-	-	-	-	-	-	-
093 - Transfers to General Fund	-	-	-	-	-	-	-	-	-
094 - Revenue Solutions	-	-	-	-	-	-	-	-	-
095 - DHS/OHA Reshoot	-	-	-	-	-	-	-	-	-
096 - Statewide Adjustment DAS Chgs	-	-	-	-	-	-	-	-	-
097 - Statewide AG Adjustment	-	-	-	-	-	-	-	-	-

Summary of 2021-23 Biennium Budget

**Human Services, Dept. of
Safety
2021-23 Biennium**

**Governor's Budget
Cross Reference Number: 10000-060-02-00-00000**

<i>Description</i>	<i>Positions</i>	<i>Full-Time Equivalent (FTE)</i>	<i>ALL FUNDS</i>	<i>General Fund</i>	<i>Lottery Funds</i>	<i>Other Funds</i>	<i>Federal Funds</i>	<i>Nonlimited Other Funds</i>	<i>Nonlimited Federal Funds</i>
099 - Microsoft 365 Consolidation	-	-	-	-	-	-	-	-	-
101 - ODHHS Staffing Accommodations Sched Tool	-	-	-	-	-	-	-	-	-
102 - Community Abuse Determination Project	-	-	-	-	-	-	-	-	-
103 - OPI Expansion and Family Caregiver Support	-	-	-	-	-	-	-	-	-
104 - Improv Health by Reduc Social Isolation	-	-	-	-	-	-	-	-	-
105 - HR Staffing Policy Option Proposal	-	-	-	-	-	-	-	-	-
106 - Buy Back Central Pos at Revised Fund Split	-	-	-	-	-	-	-	-	-
107 - Diversity, Equity and Inclusion	-	-	-	-	-	-	-	-	-
109 - Volunteer Program	-	-	-	-	-	-	-	-	-
110 - BRS OWI Update Package	-	-	-	-	-	-	-	-	-
111 - Increase Child Welfare Training Capacity	-	-	-	-	-	-	-	-	-
112 - Independent Living Program	-	-	-	-	-	-	-	-	-
113 - Oregon Child Abuse Hotline (ORCAH)	-	-	-	-	-	-	-	-	-
114 - Family Preservation and Preservation Servs	-	-	-	-	-	-	-	-	-
115 - Governor's Child Foster Care Adv Commission	-	-	-	-	-	-	-	-	-
116 - Respite Care Prog Foster Family Recruit Team	-	-	-	-	-	-	-	-	-
117 - School of Origin Transportation	-	-	-	-	-	-	-	-	-
118 - CW Stabilization	-	-	-	-	-	-	-	-	-
119 - Implementation of the New Rate Models	-	-	-	-	-	-	-	-	-
120 - Addtl Fund for New Rate Model Full Implement	-	-	-	-	-	-	-	-	-
121 - ODDS Health Management Unit (HMU)	-	-	-	-	-	-	-	-	-
122 - ODDS Language Access Compliance	-	-	-	-	-	-	-	-	-
123 - Supported Living Rate Model Implementation	-	-	-	-	-	-	-	-	-
124 - Licensure and Quality Improvement Staffing	-	-	-	-	-	-	-	-	-

Summary of 2021-23 Biennium Budget

**Human Services, Dept. of
Safety
2021-23 Biennium**

**Governor's Budget
Cross Reference Number: 10000-060-02-00-00000**

<i>Description</i>	<i>Positions</i>	<i>Full-Time Equivalent (FTE)</i>	<i>ALL FUNDS</i>	<i>General Fund</i>	<i>Lottery Funds</i>	<i>Other Funds</i>	<i>Federal Funds</i>	<i>Nonlimited Other Funds</i>	<i>Nonlimited Federal Funds</i>
125 - EAU Business Process Change/Prog Integrity	-	-	-	-	-	-	-	-	-
126 - Child Abuse Investigations – Third Party	-	-	-	-	-	-	-	-	-
127 - National Directory of New Hires	-	-	-	-	-	-	-	-	-
128 - Emergency Management	-	-	-	-	-	-	-	-	-
129 - Continuity of Operations	-	-	-	-	-	-	-	-	-
130 - Survivor Investment Partnership	-	-	-	-	-	-	-	-	-
131 - Social Security Cost Reimbursement	-	-	-	-	-	-	-	-	-
132 - Benefits Counseling Services (WIN)	-	-	-	-	-	-	-	-	-
133 - Workload Model Equity Staffing	-	-	-	-	-	-	-	-	-
201 - Improving Data Integrity and Compliance	-	-	-	-	-	-	-	-	-
202 - Statewide CIE	-	-	-	-	-	-	-	-	-
203 - Critical Systems	-	-	-	-	-	-	-	-	-
204 - Modernization: Financial Systems	-	-	-	-	-	-	-	-	-
205 - Modularity	-	-	-	-	-	-	-	-	-
206 - Integrated Eligibility	-	-	-	-	-	-	-	-	-
207 - Provider Time Capture M&O	-	-	-	-	-	-	-	-	-
208 - Centralized Abuse Management O&M	-	-	-	-	-	-	-	-	-
209 - CJIS Security	-	-	-	-	-	-	-	-	-
210 - Risk Audit Remediation	-	-	-	-	-	-	-	-	-
211 - Remote Access	-	-	-	-	-	-	-	-	-
212 - Increase IT Project Capacity	-	-	-	-	-	-	-	-	-
213 - IE Modernization	-	-	-	-	-	-	-	-	-
Subtotal Policy Packages	-	-	-	-	-	-	-	-	-

Summary of 2021-23 Biennium Budget

Human Services, Dept. of
 Safety
 2021-23 Biennium

Governor's Budget
 Cross Reference Number: 10000-060-02-00-00000

<i>Description</i>	<i>Positions</i>	<i>Full-Time Equivalent (FTE)</i>	<i>ALL FUNDS</i>	<i>General Fund</i>	<i>Lottery Funds</i>	<i>Other Funds</i>	<i>Federal Funds</i>	<i>Nonlimited Other Funds</i>	<i>Nonlimited Federal Funds</i>
Total 2021-23 Governor's Budget	-	-	-	-	-	-	-	-	-
Percentage Change From 2019-21 Leg Approved Budget	-	-	-100.00%	-100.00%	-	-100.00%	-100.00%	-	-
Percentage Change From 2021-23 Current Service Level	-	-	-	-	-	-	-	-	-

Summary of 2021-23 Biennium Budget

**Human Services, Dept. of
Well Being
2021-23 Biennium**

**Governor's Budget
Cross Reference Number: 10000-060-03-00-00000**

<i>Description</i>	<i>Positions</i>	<i>Full-Time Equivalent (FTE)</i>	<i>ALL FUNDS</i>	<i>General Fund</i>	<i>Lottery Funds</i>	<i>Other Funds</i>	<i>Federal Funds</i>	<i>Nonlimited Other Funds</i>	<i>Nonlimited Federal Funds</i>
2019-21 Leg Adopted Budget	-	-	395,604,078	197,700,921	-	28,007,546	169,895,611	-	-
2019-21 Emergency Boards	-	-	-	-	-	-	-	-	-
2019-21 Leg Approved Budget	-	-	395,604,078	197,700,921	-	28,007,546	169,895,611	-	-
2021-23 Base Budget Adjustments									
Net Cost of Position Actions									
Administrative Biennialized E-Board, Phase-Out	-	-	-	-	-	-	-	-	-
Estimated Cost of Merit Increase	-	-	-	-	-	-	-	-	-
Base Debt Service Adjustment	-	-	-	-	-	-	-	-	-
Base Nonlimited Adjustment	-	-	-	-	-	-	-	-	-
Capital Construction	-	-	-	-	-	-	-	-	-
Subtotal 2021-23 Base Budget	-	-	395,604,078	197,700,921	-	28,007,546	169,895,611	-	-
020 - Phase In / Out Pgm & One-time Cost									
021 - Phase-in	-	-	7,880,004	3,929,819	-	-	3,950,185	-	-
022 - Phase-out Pgm & One-time Costs	-	-	(1,011,069)	(1,011,069)	-	-	-	-	-
Subtotal	-	-	6,868,935	2,918,750	-	-	3,950,185	-	-
030 - Inflation & Price List Adjustments									
Cost of Goods & Services Increase/(Decrease)	-	-	95,358,480	82,307,162	-	955,354	12,095,964	-	-
Subtotal	-	-	95,358,480	82,307,162	-	955,354	12,095,964	-	-
040 - Mandated Caseload									
040 - Mandated Caseload	-	-	(97,591,147)	(88,824,850)	-	(1,339,350)	(7,426,947)	-	-
050 - Fundshifts and Revenue Reductions									
050 - Fundshifts	-	-	-	19,058,439	-	(931,806)	(18,126,633)	-	-
060 - Technical Adjustments									

Summary of 2021-23 Biennium Budget

Human Services, Dept. of
Well Being
2021-23 Biennium

Governor's Budget
Cross Reference Number: 10000-060-03-00-00000

<i>Description</i>	<i>Positions</i>	<i>Full-Time Equivalent (FTE)</i>	<i>ALL FUNDS</i>	<i>General Fund</i>	<i>Lottery Funds</i>	<i>Other Funds</i>	<i>Federal Funds</i>	<i>Nonlimited Other Funds</i>	<i>Nonlimited Federal Funds</i>
060 - Technical Adjustments	-	-	(400,240,346)	(213,160,422)	-	(26,691,744)	(160,388,180)	-	-
Subtotal: 2021-23 Current Service Level	-	-	-	-	-	-	-	-	-

Summary of 2021-23 Biennium Budget

**Human Services, Dept. of
Well Being
2021-23 Biennium**

**Governor's Budget
Cross Reference Number: 10000-060-03-00-00000**

<i>Description</i>	<i>Positions</i>	<i>Full-Time Equivalent (FTE)</i>	<i>ALL FUNDS</i>	<i>General Fund</i>	<i>Lottery Funds</i>	<i>Other Funds</i>	<i>Federal Funds</i>	<i>Nonlimited Other Funds</i>	<i>Nonlimited Federal Funds</i>
Subtotal: 2021-23 Current Service Level	-	-	-	-	-	-	-	-	-
070 - Revenue Reductions/Shortfall									
070 - Revenue Shortfalls	-	-	-	-	-	-	-	-	-
Modified 2021-23 Current Service Level	-	-	-	-	-	-	-	-	-
080 - E-Boards									
080 - March 2020 Eboard	-	-	-	-	-	-	-	-	-
081 - April 2020 Eboard	-	-	-	-	-	-	-	-	-
082 - May 2020 Eboard	-	-	-	-	-	-	-	-	-
083 - June 2020 Eboard	-	-	-	-	-	-	-	-	-
084 - June 2020 Special Session	-	-	-	-	-	-	-	-	-
087 - August 2020 Special Session	-	-	-	-	-	-	-	-	-
088 - September 2020 Emergency Board	-	-	-	-	-	-	-	-	-
089 - Post-September 2020 Leg. Actions	-	-	-	-	-	-	-	-	-
Subtotal Emergency Board Packages	-	-	-	-	-	-	-	-	-
Policy Packages									
090 - Analyst Adjustments	-	-	-	-	-	-	-	-	-
091 - Elimination of S&S Inflation	-	-	-	-	-	-	-	-	-
092 - Personal Services Adjustments	-	-	-	-	-	-	-	-	-
093 - Transfers to General Fund	-	-	-	-	-	-	-	-	-
094 - Revenue Solutions	-	-	-	-	-	-	-	-	-
095 - DHS/OHA Reshoot	-	-	-	-	-	-	-	-	-
096 - Statewide Adjustment DAS Chgs	-	-	-	-	-	-	-	-	-
097 - Statewide AG Adjustment	-	-	-	-	-	-	-	-	-

Summary of 2021-23 Biennium Budget

**Human Services, Dept. of
Well Being
2021-23 Biennium**

**Governor's Budget
Cross Reference Number: 10000-060-03-00-00000**

<i>Description</i>	<i>Positions</i>	<i>Full-Time Equivalent (FTE)</i>	<i>ALL FUNDS</i>	<i>General Fund</i>	<i>Lottery Funds</i>	<i>Other Funds</i>	<i>Federal Funds</i>	<i>Nonlimited Other Funds</i>	<i>Nonlimited Federal Funds</i>
099 - Microsoft 365 Consolidation	-	-	-	-	-	-	-	-	-
101 - ODHHS Staffing Accommodations Sched Tool	-	-	-	-	-	-	-	-	-
102 - Community Abuse Determination Project	-	-	-	-	-	-	-	-	-
103 - OPI Expansion and Family Caregiver Support	-	-	-	-	-	-	-	-	-
104 - Improv Health by Reduc Social Isolation	-	-	-	-	-	-	-	-	-
105 - HR Staffing Policy Option Proposal	-	-	-	-	-	-	-	-	-
106 - Buy Back Central Pos at Revised Fund Split	-	-	-	-	-	-	-	-	-
107 - Diversity, Equity and Inclusion	-	-	-	-	-	-	-	-	-
109 - Volunteer Program	-	-	-	-	-	-	-	-	-
110 - BRS OWI Update Package	-	-	-	-	-	-	-	-	-
111 - Increase Child Welfare Training Capacity	-	-	-	-	-	-	-	-	-
112 - Independent Living Program	-	-	-	-	-	-	-	-	-
113 - Oregon Child Abuse Hotline (ORCAH)	-	-	-	-	-	-	-	-	-
114 - Family Preservation and Preservation Servs	-	-	-	-	-	-	-	-	-
115 - Governor's Child Foster Care Adv Commission	-	-	-	-	-	-	-	-	-
116 - Respite Care Prog Foster Family Recruit Team	-	-	-	-	-	-	-	-	-
117 - School of Origin Transportation	-	-	-	-	-	-	-	-	-
118 - CW Stabilization	-	-	-	-	-	-	-	-	-
119 - Implementation of the New Rate Models	-	-	-	-	-	-	-	-	-
120 - Addtl Fund for New Rate Model Full Implement	-	-	-	-	-	-	-	-	-
121 - ODDS Health Management Unit (HMU)	-	-	-	-	-	-	-	-	-
122 - ODDS Language Access Compliance	-	-	-	-	-	-	-	-	-
123 - Supported Living Rate Model Implementation	-	-	-	-	-	-	-	-	-
124 - Licensure and Quality Improvement Staffing	-	-	-	-	-	-	-	-	-

Summary of 2021-23 Biennium Budget

**Human Services, Dept. of
Well Being
2021-23 Biennium**

**Governor's Budget
Cross Reference Number: 10000-060-03-00-00000**

<i>Description</i>	<i>Positions</i>	<i>Full-Time Equivalent (FTE)</i>	<i>ALL FUNDS</i>	<i>General Fund</i>	<i>Lottery Funds</i>	<i>Other Funds</i>	<i>Federal Funds</i>	<i>Nonlimited Other Funds</i>	<i>Nonlimited Federal Funds</i>
125 - EAU Business Process Change/Prog Integrity	-	-	-	-	-	-	-	-	-
126 - Child Abuse Investigations – Third Party	-	-	-	-	-	-	-	-	-
127 - National Directory of New Hires	-	-	-	-	-	-	-	-	-
128 - Emergency Management	-	-	-	-	-	-	-	-	-
129 - Continuity of Operations	-	-	-	-	-	-	-	-	-
130 - Survivor Investment Partnership	-	-	-	-	-	-	-	-	-
131 - Social Security Cost Reimbursement	-	-	-	-	-	-	-	-	-
132 - Benefits Counseling Services (WIN)	-	-	-	-	-	-	-	-	-
133 - Workload Model Equity Staffing	-	-	-	-	-	-	-	-	-
201 - Improving Data Integrity and Compliance	-	-	-	-	-	-	-	-	-
202 - Statewide CIE	-	-	-	-	-	-	-	-	-
203 - Critical Systems	-	-	-	-	-	-	-	-	-
204 - Modernization: Financial Systems	-	-	-	-	-	-	-	-	-
205 - Modularity	-	-	-	-	-	-	-	-	-
206 - Integrated Eligibility	-	-	-	-	-	-	-	-	-
207 - Provider Time Capture M&O	-	-	-	-	-	-	-	-	-
208 - Centralized Abuse Management O&M	-	-	-	-	-	-	-	-	-
209 - CJIS Security	-	-	-	-	-	-	-	-	-
210 - Risk Audit Remediation	-	-	-	-	-	-	-	-	-
211 - Remote Access	-	-	-	-	-	-	-	-	-
212 - Increase IT Project Capacity	-	-	-	-	-	-	-	-	-
213 - IE Modernization	-	-	-	-	-	-	-	-	-
Subtotal Policy Packages	-	-	-	-	-	-	-	-	-

Summary of 2021-23 Biennium Budget

Human Services, Dept. of
Well Being
2021-23 Biennium

Governor's Budget
Cross Reference Number: 10000-060-03-00-00000

<i>Description</i>	<i>Positions</i>	<i>Full-Time Equivalent (FTE)</i>	<i>ALL FUNDS</i>	<i>General Fund</i>	<i>Lottery Funds</i>	<i>Other Funds</i>	<i>Federal Funds</i>	<i>Nonlimited Other Funds</i>	<i>Nonlimited Federal Funds</i>
Total 2021-23 Governor's Budget	-	-	-	-	-	-	-	-	-
Percentage Change From 2019-21 Leg Approved Budget	-	-	-100.00%	-100.00%	-	-100.00%	-100.00%	-	-
Percentage Change From 2021-23 Current Service Level	-	-	-	-	-	-	-	-	-

Summary of 2021-23 Biennium Budget

**Human Services, Dept. of
Permanency
2021-23 Biennium**

**Governor's Budget
Cross Reference Number: 10000-060-04-00-00000**

<i>Description</i>	<i>Positions</i>	<i>Full-Time Equivalent (FTE)</i>	<i>ALL FUNDS</i>	<i>General Fund</i>	<i>Lottery Funds</i>	<i>Other Funds</i>	<i>Federal Funds</i>	<i>Nonlimited Other Funds</i>	<i>Nonlimited Federal Funds</i>
2019-21 Leg Adopted Budget	-	-	182,093,401	88,227,913	-	4,125,045	89,740,443	-	-
2019-21 Emergency Boards	-	-	-	-	-	-	-	-	-
2019-21 Leg Approved Budget	-	-	182,093,401	88,227,913	-	4,125,045	89,740,443	-	-
2021-23 Base Budget Adjustments									
Net Cost of Position Actions									
Administrative Biennialized E-Board, Phase-Out	-	-	-	-	-	-	-	-	-
Estimated Cost of Merit Increase	-	-	-	-	-	-	-	-	-
Base Debt Service Adjustment	-	-	-	-	-	-	-	-	-
Base Nonlimited Adjustment	-	-	-	-	-	-	-	-	-
Capital Construction	-	-	-	-	-	-	-	-	-
Subtotal 2021-23 Base Budget	-	-	182,093,401	88,227,913	-	4,125,045	89,740,443	-	-
020 - Phase In / Out Pgm & One-time Cost									
021 - Phase-in	-	-	-	-	-	-	-	-	-
022 - Phase-out Pgm & One-time Costs	-	-	-	-	-	-	-	-	-
Subtotal	-	-	-	-	-	-	-	-	-
030 - Inflation & Price List Adjustments									
Cost of Goods & Services Increase/(Decrease)	-	-	21,681,798	10,923,805	-	-	10,757,993	-	-
Subtotal	-	-	21,681,798	10,923,805	-	-	10,757,993	-	-
040 - Mandated Caseload									
040 - Mandated Caseload	-	-	384,385	81,740	-	-	302,645	-	-
050 - Fundshifts and Revenue Reductions									
050 - Fundshifts	-	-	-	2,155,677	-	-	(2,155,677)	-	-
060 - Technical Adjustments									

Summary of 2021-23 Biennium Budget

Human Services, Dept. of
 Permanency
 2021-23 Biennium

Governor's Budget
 Cross Reference Number: 10000-060-04-00-00000

<i>Description</i>	<i>Positions</i>	<i>Full-Time Equivalent (FTE)</i>	<i>ALL FUNDS</i>	<i>General Fund</i>	<i>Lottery Funds</i>	<i>Other Funds</i>	<i>Federal Funds</i>	<i>Nonlimited Other Funds</i>	<i>Nonlimited Federal Funds</i>
060 - Technical Adjustments	-	-	(204,159,584)	(101,389,135)	-	(4,125,045)	(98,645,404)	-	-
Subtotal: 2021-23 Current Service Level	-	-	-	-	-	-	-	-	-

Summary of 2021-23 Biennium Budget

**Human Services, Dept. of
Permanency
2021-23 Biennium**

**Governor's Budget
Cross Reference Number: 10000-060-04-00-00000**

<i>Description</i>	<i>Positions</i>	<i>Full-Time Equivalent (FTE)</i>	<i>ALL FUNDS</i>	<i>General Fund</i>	<i>Lottery Funds</i>	<i>Other Funds</i>	<i>Federal Funds</i>	<i>Nonlimited Other Funds</i>	<i>Nonlimited Federal Funds</i>
Subtotal: 2021-23 Current Service Level	-	-	-	-	-	-	-	-	-
070 - Revenue Reductions/Shortfall									
070 - Revenue Shortfalls	-	-	-	-	-	-	-	-	-
Modified 2021-23 Current Service Level	-	-	-	-	-	-	-	-	-
080 - E-Boards									
080 - March 2020 Eboard	-	-	-	-	-	-	-	-	-
081 - April 2020 Eboard	-	-	-	-	-	-	-	-	-
082 - May 2020 Eboard	-	-	-	-	-	-	-	-	-
083 - June 2020 Eboard	-	-	-	-	-	-	-	-	-
084 - June 2020 Special Session	-	-	-	-	-	-	-	-	-
087 - August 2020 Special Session	-	-	-	-	-	-	-	-	-
088 - September 2020 Emergency Board	-	-	-	-	-	-	-	-	-
089 - Post-September 2020 Leg. Actions	-	-	-	-	-	-	-	-	-
Subtotal Emergency Board Packages	-	-	-	-	-	-	-	-	-
Policy Packages									
090 - Analyst Adjustments	-	-	-	-	-	-	-	-	-
091 - Elimination of S&S Inflation	-	-	-	-	-	-	-	-	-
092 - Personal Services Adjustments	-	-	-	-	-	-	-	-	-
093 - Transfers to General Fund	-	-	-	-	-	-	-	-	-
094 - Revenue Solutions	-	-	-	-	-	-	-	-	-
095 - DHS/OHA Reshoot	-	-	-	-	-	-	-	-	-
096 - Statewide Adjustment DAS Chgs	-	-	-	-	-	-	-	-	-
097 - Statewide AG Adjustment	-	-	-	-	-	-	-	-	-

Summary of 2021-23 Biennium Budget

**Human Services, Dept. of
Permanency
2021-23 Biennium**

**Governor's Budget
Cross Reference Number: 10000-060-04-00-00000**

<i>Description</i>	<i>Positions</i>	<i>Full-Time Equivalent (FTE)</i>	<i>ALL FUNDS</i>	<i>General Fund</i>	<i>Lottery Funds</i>	<i>Other Funds</i>	<i>Federal Funds</i>	<i>Nonlimited Other Funds</i>	<i>Nonlimited Federal Funds</i>
099 - Microsoft 365 Consolidation	-	-	-	-	-	-	-	-	-
101 - ODHHS Staffing Accommodations Sched Tool	-	-	-	-	-	-	-	-	-
102 - Community Abuse Determination Project	-	-	-	-	-	-	-	-	-
103 - OPI Expansion and Family Caregiver Support	-	-	-	-	-	-	-	-	-
104 - Improv Health by Reduc Social Isolation	-	-	-	-	-	-	-	-	-
105 - HR Staffing Policy Option Proposal	-	-	-	-	-	-	-	-	-
106 - Buy Back Central Pos at Revised Fund Split	-	-	-	-	-	-	-	-	-
107 - Diversity, Equity and Inclusion	-	-	-	-	-	-	-	-	-
109 - Volunteer Program	-	-	-	-	-	-	-	-	-
110 - BRS OWI Update Package	-	-	-	-	-	-	-	-	-
111 - Increase Child Welfare Training Capacity	-	-	-	-	-	-	-	-	-
112 - Independent Living Program	-	-	-	-	-	-	-	-	-
113 - Oregon Child Abuse Hotline (ORCAH)	-	-	-	-	-	-	-	-	-
114 - Family Preservation and Preservation Servs	-	-	-	-	-	-	-	-	-
115 - Governor's Child Foster Care Adv Commission	-	-	-	-	-	-	-	-	-
116 - Respite Care Prog Foster Family Recruit Team	-	-	-	-	-	-	-	-	-
117 - School of Origin Transportation	-	-	-	-	-	-	-	-	-
118 - CW Stabilization	-	-	-	-	-	-	-	-	-
119 - Implementation of the New Rate Models	-	-	-	-	-	-	-	-	-
120 - Addtl Fund for New Rate Model Full Implement	-	-	-	-	-	-	-	-	-
121 - ODDS Health Management Unit (HMU)	-	-	-	-	-	-	-	-	-
122 - ODDS Language Access Compliance	-	-	-	-	-	-	-	-	-
123 - Supported Living Rate Model Implementation	-	-	-	-	-	-	-	-	-
124 - Licensure and Quality Improvement Staffing	-	-	-	-	-	-	-	-	-

Summary of 2021-23 Biennium Budget

**Human Services, Dept. of
Permanency
2021-23 Biennium**

**Governor's Budget
Cross Reference Number: 10000-060-04-00-00000**

<i>Description</i>	<i>Positions</i>	<i>Full-Time Equivalent (FTE)</i>	<i>ALL FUNDS</i>	<i>General Fund</i>	<i>Lottery Funds</i>	<i>Other Funds</i>	<i>Federal Funds</i>	<i>Nonlimited Other Funds</i>	<i>Nonlimited Federal Funds</i>
125 - EAU Business Process Change/Prog Integrity	-	-	-	-	-	-	-	-	-
126 - Child Abuse Investigations – Third Party	-	-	-	-	-	-	-	-	-
127 - National Directory of New Hires	-	-	-	-	-	-	-	-	-
128 - Emergency Management	-	-	-	-	-	-	-	-	-
129 - Continuity of Operations	-	-	-	-	-	-	-	-	-
130 - Survivor Investment Partnership	-	-	-	-	-	-	-	-	-
131 - Social Security Cost Reimbursement	-	-	-	-	-	-	-	-	-
132 - Benefits Counseling Services (WIN)	-	-	-	-	-	-	-	-	-
133 - Workload Model Equity Staffing	-	-	-	-	-	-	-	-	-
201 - Improving Data Integrity and Compliance	-	-	-	-	-	-	-	-	-
202 - Statewide CIE	-	-	-	-	-	-	-	-	-
203 - Critical Systems	-	-	-	-	-	-	-	-	-
204 - Modernization: Financial Systems	-	-	-	-	-	-	-	-	-
205 - Modularity	-	-	-	-	-	-	-	-	-
206 - Integrated Eligibility	-	-	-	-	-	-	-	-	-
207 - Provider Time Capture M&O	-	-	-	-	-	-	-	-	-
208 - Centralized Abuse Management O&M	-	-	-	-	-	-	-	-	-
209 - CJIS Security	-	-	-	-	-	-	-	-	-
210 - Risk Audit Remediation	-	-	-	-	-	-	-	-	-
211 - Remote Access	-	-	-	-	-	-	-	-	-
212 - Increase IT Project Capacity	-	-	-	-	-	-	-	-	-
213 - IE Modernization	-	-	-	-	-	-	-	-	-
Subtotal Policy Packages	-	-	-	-	-	-	-	-	-

Summary of 2021-23 Biennium Budget

Human Services, Dept. of
 Permanency
 2021-23 Biennium

Governor's Budget
 Cross Reference Number: 10000-060-04-00-00000

<i>Description</i>	<i>Positions</i>	<i>Full-Time Equivalent (FTE)</i>	<i>ALL FUNDS</i>	<i>General Fund</i>	<i>Lottery Funds</i>	<i>Other Funds</i>	<i>Federal Funds</i>	<i>Nonlimited Other Funds</i>	<i>Nonlimited Federal Funds</i>
Total 2021-23 Governor's Budget	-	-	-	-	-	-	-	-	-
Percentage Change From 2019-21 Leg Approved Budget	-	-	-100.00%	-100.00%	-	-100.00%	-100.00%	-	-
Percentage Change From 2021-23 Current Service Level	-	-	-	-	-	-	-	-	-

Summary of 2021-23 Biennium Budget

**Human Services, Dept. of
Child Welfare Program Delivery and Design
2021-23 Biennium**

**Governor's Budget
Cross Reference Number: 10000-060-06-00-00000**

<i>Description</i>	<i>Positions</i>	<i>Full-Time Equivalent (FTE)</i>	<i>ALL FUNDS</i>	<i>General Fund</i>	<i>Lottery Funds</i>	<i>Other Funds</i>	<i>Federal Funds</i>	<i>Nonlimited Other Funds</i>	<i>Nonlimited Federal Funds</i>
2019-21 Leg Adopted Budget	3,274	3,222.90	728,847,694	476,898,536	-	2,364,456	249,584,702	-	-
2019-21 Emergency Boards	-	-	-	-	-	-	-	-	-
2019-21 Leg Approved Budget	3,274	3,222.90	728,847,694	476,898,536	-	2,364,456	249,584,702	-	-
2021-23 Base Budget Adjustments									
Net Cost of Position Actions									
Administrative Biennialized E-Board, Phase-Out	-	11.46	60,732,225	41,525,637	-	48,031	19,158,557	-	-
Estimated Cost of Merit Increase	-	-	-	-	-	-	-	-	-
Base Debt Service Adjustment	-	-	-	-	-	-	-	-	-
Base Nonlimited Adjustment	-	-	-	-	-	-	-	-	-
Capital Construction	-	-	-	-	-	-	-	-	-
Subtotal 2021-23 Base Budget	3,274	3,234.36	789,579,919	518,424,173	-	2,412,487	268,743,259	-	-
Essential Packages									
010 - Non-PICS Pers Svc/Vacancy Factor									
Vacancy Factor (Increase)/Decrease	-	-	(1,093,108)	(1,258,911)	-	9,987	155,816	-	-
Non-PICS Personal Service Increase/(Decrease)	-	-	5,256,842	5,132,925	-	60,145	63,772	-	-
Subtotal	-	-	4,163,734	3,874,014	-	70,132	219,588	-	-
020 - Phase In / Out Pgm & One-time Cost									
021 - Phase-in	2	2.00	1,060,824	317,261	-	-	743,563	-	-
022 - Phase-out Pgm & One-time Costs	-	-	(202,775)	-	-	(202,775)	-	-	-
Subtotal	2	2.00	858,049	317,261	-	(202,775)	743,563	-	-
030 - Inflation & Price List Adjustments									
Cost of Goods & Services Increase/(Decrease)	-	-	17,485,702	9,659,894	-	26,305	7,799,503	-	-
Subtotal	-	-	17,485,702	9,659,894	-	26,305	7,799,503	-	-

Summary of 2021-23 Biennium Budget

**Human Services, Dept. of
Child Welfare Program Delivery and Design
2021-23 Biennium**

**Governor's Budget
Cross Reference Number: 10000-060-06-00-00000**

<i>Description</i>	<i>Positions</i>	<i>Full-Time Equivalent (FTE)</i>	<i>ALL FUNDS</i>	<i>General Fund</i>	<i>Lottery Funds</i>	<i>Other Funds</i>	<i>Federal Funds</i>	<i>Nonlimited Other Funds</i>	<i>Nonlimited Federal Funds</i>
040 - Mandated Caseload									
040 - Mandated Caseload	-	-	-	-	-	-	-	-	-
050 - Fundshifts and Revenue Reductions									
050 - Fundshifts	-	-	-	8,603,372	-	-	(8,603,372)	-	-
060 - Technical Adjustments									
060 - Technical Adjustments	(3,276)	(3,236.36)	(812,087,262)	(540,878,645)	-	(2,306,145)	(268,902,472)	-	-
Subtotal: 2021-23 Current Service Level	-	-	142	69	-	4	69	-	-

Summary of 2021-23 Biennium Budget

**Human Services, Dept. of
Child Welfare Program Delivery and Design
2021-23 Biennium**

**Governor's Budget
Cross Reference Number: 10000-060-06-00-00000**

<i>Description</i>	<i>Positions</i>	<i>Full-Time Equivalent (FTE)</i>	<i>ALL FUNDS</i>	<i>General Fund</i>	<i>Lottery Funds</i>	<i>Other Funds</i>	<i>Federal Funds</i>	<i>Nonlimited Other Funds</i>	<i>Nonlimited Federal Funds</i>
Subtotal: 2021-23 Current Service Level	-	-	142	69	-	4	69	-	-
070 - Revenue Reductions/Shortfall									
070 - Revenue Shortfalls	-	-	-	-	-	-	-	-	-
Modified 2021-23 Current Service Level	-	-	142	69	-	4	69	-	-
080 - E-Boards									
080 - March 2020 Eboard	-	-	-	-	-	-	-	-	-
081 - April 2020 Eboard	-	-	-	-	-	-	-	-	-
082 - May 2020 Eboard	-	-	-	-	-	-	-	-	-
083 - June 2020 Eboard	-	-	-	-	-	-	-	-	-
084 - June 2020 Special Session	-	-	-	-	-	-	-	-	-
087 - August 2020 Special Session	-	-	-	-	-	-	-	-	-
088 - September 2020 Emergency Board	-	-	-	-	-	-	-	-	-
089 - Post-September 2020 Leg. Actions	-	-	-	-	-	-	-	-	-
Subtotal Emergency Board Packages	-	-	-	-	-	-	-	-	-
Policy Packages									
090 - Analyst Adjustments	-	-	(142)	(69)	-	(4)	(69)	-	-
091 - Elimination of S&S Inflation	-	-	-	-	-	-	-	-	-
092 - Personal Services Adjustments	-	-	-	-	-	-	-	-	-
093 - Transfers to General Fund	-	-	-	-	-	-	-	-	-
094 - Revenue Solutions	-	-	-	-	-	-	-	-	-
095 - DHS/OHA Reshoot	-	-	-	-	-	-	-	-	-
096 - Statewide Adjustment DAS Chgs	-	-	-	-	-	-	-	-	-
097 - Statewide AG Adjustment	-	-	-	-	-	-	-	-	-

Summary of 2021-23 Biennium Budget

**Human Services, Dept. of
Child Welfare Program Delivery and Design
2021-23 Biennium**

**Governor's Budget
Cross Reference Number: 10000-060-06-00-00000**

<i>Description</i>	<i>Positions</i>	<i>Full-Time Equivalent (FTE)</i>	<i>ALL FUNDS</i>	<i>General Fund</i>	<i>Lottery Funds</i>	<i>Other Funds</i>	<i>Federal Funds</i>	<i>Nonlimited Other Funds</i>	<i>Nonlimited Federal Funds</i>
099 - Microsoft 365 Consolidation	-	-	-	-	-	-	-	-	-
101 - ODHHS Staffing Accommodations Sched Tool	-	-	-	-	-	-	-	-	-
102 - Community Abuse Determination Project	-	-	-	-	-	-	-	-	-
103 - OPI Expansion and Family Caregiver Support	-	-	-	-	-	-	-	-	-
104 - Improv Health by Reduc Social Isolation	-	-	-	-	-	-	-	-	-
105 - HR Staffing Policy Option Proposal	-	-	-	-	-	-	-	-	-
106 - Buy Back Central Pos at Revised Fund Split	-	-	-	-	-	-	-	-	-
107 - Diversity, Equity and Inclusion	-	-	-	-	-	-	-	-	-
109 - Volunteer Program	-	-	-	-	-	-	-	-	-
110 - BRS OWI Update Package	-	-	-	-	-	-	-	-	-
111 - Increase Child Welfare Training Capacity	-	-	-	-	-	-	-	-	-
112 - Independent Living Program	-	-	-	-	-	-	-	-	-
113 - Oregon Child Abuse Hotline (ORCAH)	-	-	-	-	-	-	-	-	-
114 - Family Preservation and Preservation Servs	-	-	-	-	-	-	-	-	-
115 - Governor's Child Foster Care Adv Commission	-	-	-	-	-	-	-	-	-
116 - Respite Care Prog Foster Family Recruit Team	-	-	-	-	-	-	-	-	-
117 - School of Origin Transportation	-	-	-	-	-	-	-	-	-
118 - CW Stabilization	-	-	-	-	-	-	-	-	-
119 - Implementation of the New Rate Models	-	-	-	-	-	-	-	-	-
120 - Addtl Fund for New Rate Model Full Implement	-	-	-	-	-	-	-	-	-
121 - ODDS Health Management Unit (HMU)	-	-	-	-	-	-	-	-	-
122 - ODDS Language Access Compliance	-	-	-	-	-	-	-	-	-
123 - Supported Living Rate Model Implementation	-	-	-	-	-	-	-	-	-
124 - Licensure and Quality Improvement Staffing	-	-	-	-	-	-	-	-	-

Summary of 2021-23 Biennium Budget

**Human Services, Dept. of
Child Welfare Program Delivery and Design
2021-23 Biennium**

**Governor's Budget
Cross Reference Number: 10000-060-06-00-00000**

<i>Description</i>	<i>Positions</i>	<i>Full-Time Equivalent (FTE)</i>	<i>ALL FUNDS</i>	<i>General Fund</i>	<i>Lottery Funds</i>	<i>Other Funds</i>	<i>Federal Funds</i>	<i>Nonlimited Other Funds</i>	<i>Nonlimited Federal Funds</i>
125 - EAU Business Process Change/Prog Integrity	-	-	-	-	-	-	-	-	-
126 - Child Abuse Investigations – Third Party	-	-	-	-	-	-	-	-	-
127 - National Directory of New Hires	-	-	-	-	-	-	-	-	-
128 - Emergency Management	-	-	-	-	-	-	-	-	-
129 - Continuity of Operations	-	-	-	-	-	-	-	-	-
130 - Survivor Investment Partnership	-	-	-	-	-	-	-	-	-
131 - Social Security Cost Reimbursement	-	-	-	-	-	-	-	-	-
132 - Benefits Counseling Services (WIN)	-	-	-	-	-	-	-	-	-
133 - Workload Model Equity Staffing	-	-	-	-	-	-	-	-	-
201 - Improving Data Integrity and Compliance	-	-	-	-	-	-	-	-	-
202 - Statewide CIE	-	-	-	-	-	-	-	-	-
203 - Critical Systems	-	-	-	-	-	-	-	-	-
204 - Modernization: Financial Systems	-	-	-	-	-	-	-	-	-
205 - Modularity	-	-	-	-	-	-	-	-	-
206 - Integrated Eligibility	-	-	-	-	-	-	-	-	-
207 - Provider Time Capture M&O	-	-	-	-	-	-	-	-	-
208 - Centralized Abuse Management O&M	-	-	-	-	-	-	-	-	-
209 - CJIS Security	-	-	-	-	-	-	-	-	-
210 - Risk Audit Remediation	-	-	-	-	-	-	-	-	-
211 - Remote Access	-	-	-	-	-	-	-	-	-
212 - Increase IT Project Capacity	-	-	-	-	-	-	-	-	-
213 - IE Modernization	-	-	-	-	-	-	-	-	-
Subtotal Policy Packages	-	-	(142)	(69)	-	(4)	(69)	-	-

Summary of 2021-23 Biennium Budget

Human Services, Dept. of
 Child Welfare Program Delivery and Design
 2021-23 Biennium

Governor's Budget
 Cross Reference Number: 10000-060-06-00-00000

<i>Description</i>	<i>Positions</i>	<i>Full-Time Equivalent (FTE)</i>	<i>ALL FUNDS</i>	<i>General Fund</i>	<i>Lottery Funds</i>	<i>Other Funds</i>	<i>Federal Funds</i>	<i>Nonlimited Other Funds</i>	<i>Nonlimited Federal Funds</i>
Total 2021-23 Governor's Budget	-	-	-	-	-	-	-	-	-
Percentage Change From 2019-21 Leg Approved Budget	-100.00%	-100.00%	-100.00%	-100.00%	-	-100.00%	-100.00%	-	-
Percentage Change From 2021-23 Current Service Level	-	-	-100.00%	-100.00%	-	-100.00%	-100.00%	-	-

Summary of 2021-23 Biennium Budget

Human Services, Dept. of
VR - Basic Rehabilitative Services
2021-23 Biennium

Governor's Budget
Cross Reference Number: 10000-060-07-00-00000

Description	Positions	Full-Time Equivalent (FTE)	ALL FUNDS	General Fund	Lottery Funds	Other Funds	Federal Funds	Nonlimited Other Funds	Nonlimited Federal Funds
2019-21 Leg Adopted Budget	261	260.04	122,432,227	35,576,784	-	3,012,926	83,842,517	-	-
2019-21 Emergency Boards	-	-	-	-	-	-	-	-	-
2019-21 Leg Approved Budget	261	260.04	122,432,227	35,576,784	-	3,012,926	83,842,517	-	-
2021-23 Base Budget Adjustments									
Net Cost of Position Actions									
Administrative Biennialized E-Board, Phase-Out	-	-	4,235,765	1,054,695	-	46,895	3,134,175	-	-
Estimated Cost of Merit Increase	-	-	-	-	-	-	-	-	-
Base Debt Service Adjustment	-	-	-	-	-	-	-	-	-
Base Nonlimited Adjustment	-	-	-	-	-	-	-	-	-
Capital Construction	-	-	-	-	-	-	-	-	-
Subtotal 2021-23 Base Budget	261	260.04	126,667,992	36,631,479	-	3,059,821	86,976,692	-	-
Essential Packages									
010 - Non-PICS Pers Svc/Vacancy Factor									
Vacancy Factor (Increase)/Decrease	-	-	(270,260)	(62,987)	-	(9,481)	(197,792)	-	-
Non-PICS Personal Service Increase/(Decrease)	-	-	301,100	85,493	-	27,634	187,973	-	-
Subtotal	-	-	30,840	22,506	-	18,153	(9,819)	-	-
020 - Phase In / Out Pgm & One-time Cost									
021 - Phase-in	-	-	151,228	-	-	-	151,228	-	-
022 - Phase-out Pgm & One-time Costs	-	-	(4,446,741)	-	-	-	(4,446,741)	-	-
Subtotal	-	-	(4,295,513)	-	-	-	(4,295,513)	-	-
030 - Inflation & Price List Adjustments									
Cost of Goods & Services Increase/(Decrease)	-	-	2,876,308	995,152	-	91,324	1,789,832	-	-
Subtotal	-	-	2,876,308	995,152	-	91,324	1,789,832	-	-

Summary of 2021-23 Biennium Budget

**Human Services, Dept. of
VR - Basic Rehabilitative Services
2021-23 Biennium**

**Governor's Budget
Cross Reference Number: 10000-060-07-00-00000**

<i>Description</i>	<i>Positions</i>	<i>Full-Time Equivalent (FTE)</i>	<i>ALL FUNDS</i>	<i>General Fund</i>	<i>Lottery Funds</i>	<i>Other Funds</i>	<i>Federal Funds</i>	<i>Nonlimited Other Funds</i>	<i>Nonlimited Federal Funds</i>
040 - Mandated Caseload									
040 - Mandated Caseload	-	-	-	-	-	-	-	-	-
050 - Fundshifts and Revenue Reductions									
050 - Fundshifts	-	-	-	-	-	-	-	-	-
060 - Technical Adjustments									
060 - Technical Adjustments	-	-	(84,093)	-	-	(84,093)	-	-	-
Subtotal: 2021-23 Current Service Level	261	260.04	125,195,534	37,649,137	-	3,085,205	84,461,192	-	-

Summary of 2021-23 Biennium Budget

**Human Services, Dept. of
VR - Basic Rehabilitative Services
2021-23 Biennium**

**Governor's Budget
Cross Reference Number: 10000-060-07-00-00000**

<i>Description</i>	<i>Positions</i>	<i>Full-Time Equivalent (FTE)</i>	<i>ALL FUNDS</i>	<i>General Fund</i>	<i>Lottery Funds</i>	<i>Other Funds</i>	<i>Federal Funds</i>	<i>Nonlimited Other Funds</i>	<i>Nonlimited Federal Funds</i>
Subtotal: 2021-23 Current Service Level	261	260.04	125,195,534	37,649,137	-	3,085,205	84,461,192	-	-
070 - Revenue Reductions/Shortfall									
070 - Revenue Shortfalls	-	-	-	-	-	-	-	-	-
Modified 2021-23 Current Service Level	261	260.04	125,195,534	37,649,137	-	3,085,205	84,461,192	-	-
080 - E-Boards									
080 - March 2020 Eboard	-	-	-	-	-	-	-	-	-
081 - April 2020 Eboard	-	-	-	-	-	-	-	-	-
082 - May 2020 Eboard	-	-	-	-	-	-	-	-	-
083 - June 2020 Eboard	-	-	-	-	-	-	-	-	-
084 - June 2020 Special Session	-	-	-	-	-	-	-	-	-
087 - August 2020 Special Session	-	-	-	-	-	-	-	-	-
088 - September 2020 Emergency Board	-	-	-	-	-	-	-	-	-
089 - Post-September 2020 Leg. Actions	-	-	-	-	-	-	-	-	-
Subtotal Emergency Board Packages	-	-	-	-	-	-	-	-	-
Policy Packages									
090 - Analyst Adjustments	(13)	(13.00)	(2,701,460)	(8,104,179)	-	7,518,133	(2,115,414)	-	-
091 - Elimination of S&S Inflation	-	-	(313,545)	(57,070)	-	(5,137)	(251,338)	-	-
092 - Personal Services Adjustments	-	-	(1,066,015)	(273,894)	-	(21,411)	(770,710)	-	-
093 - Transfers to General Fund	-	-	-	-	-	-	-	-	-
094 - Revenue Solutions	-	-	-	-	-	-	-	-	-
095 - DHS/OHA Reshoot	-	-	(32,256)	(18,851)	-	(1,742)	(11,663)	-	-
096 - Statewide Adjustment DAS Chgs	-	-	(36,134)	(4,051)	-	(552)	(31,531)	-	-
097 - Statewide AG Adjustment	-	-	(6,920)	(3,325)	-	-	(3,595)	-	-

Summary of 2021-23 Biennium Budget

**Human Services, Dept. of
VR - Basic Rehabilitative Services
2021-23 Biennium**

**Governor's Budget
Cross Reference Number: 10000-060-07-00-00000**

<i>Description</i>	<i>Positions</i>	<i>Full-Time Equivalent (FTE)</i>	<i>ALL FUNDS</i>	<i>General Fund</i>	<i>Lottery Funds</i>	<i>Other Funds</i>	<i>Federal Funds</i>	<i>Nonlimited Other Funds</i>	<i>Nonlimited Federal Funds</i>
099 - Microsoft 365 Consolidation	-	-	-	-	-	-	-	-	-
101 - ODHHS Staffing Accommodations Sched Tool	-	-	-	-	-	-	-	-	-
102 - Community Abuse Determination Project	-	-	-	-	-	-	-	-	-
103 - OPI Expansion and Family Caregiver Support	-	-	-	-	-	-	-	-	-
104 - Improv Health by Reduc Social Isolation	-	-	-	-	-	-	-	-	-
105 - HR Staffing Policy Option Proposal	-	-	-	-	-	-	-	-	-
106 - Buy Back Central Pos at Revised Fund Split	-	-	-	-	-	-	-	-	-
107 - Diversity, Equity and Inclusion	-	-	-	-	-	-	-	-	-
109 - Volunteer Program	-	-	-	-	-	-	-	-	-
110 - BRS OWI Update Package	-	-	-	-	-	-	-	-	-
111 - Increase Child Welfare Training Capacity	-	-	-	-	-	-	-	-	-
112 - Independent Living Program	-	-	-	-	-	-	-	-	-
113 - Oregon Child Abuse Hotline (ORCAH)	-	-	-	-	-	-	-	-	-
114 - Family Preservation and Preservation Servs	-	-	-	-	-	-	-	-	-
115 - Governor's Child Foster Care Adv Commission	-	-	-	-	-	-	-	-	-
116 - Respite Care Prog Foster Family Recruit Team	-	-	-	-	-	-	-	-	-
117 - School of Origin Transportation	-	-	-	-	-	-	-	-	-
118 - CW Stabilization	-	-	-	-	-	-	-	-	-
119 - Implementation of the New Rate Models	-	-	-	-	-	-	-	-	-
120 - Addtl Fund for New Rate Model Full Implement	-	-	-	-	-	-	-	-	-
121 - ODDS Health Management Unit (HMU)	-	-	-	-	-	-	-	-	-
122 - ODDS Language Access Compliance	-	-	-	-	-	-	-	-	-
123 - Supported Living Rate Model Implementation	-	-	-	-	-	-	-	-	-
124 - Licensure and Quality Improvement Staffing	-	-	-	-	-	-	-	-	-

Summary of 2021-23 Biennium Budget

**Human Services, Dept. of
VR - Basic Rehabilitative Services
2021-23 Biennium**

**Governor's Budget
Cross Reference Number: 10000-060-07-00-00000**

<i>Description</i>	<i>Positions</i>	<i>Full-Time Equivalent (FTE)</i>	<i>ALL FUNDS</i>	<i>General Fund</i>	<i>Lottery Funds</i>	<i>Other Funds</i>	<i>Federal Funds</i>	<i>Nonlimited Other Funds</i>	<i>Nonlimited Federal Funds</i>
125 - EAU Business Process Change/Prog Integrity	-	-	-	-	-	-	-	-	-
126 - Child Abuse Investigations – Third Party	-	-	-	-	-	-	-	-	-
127 - National Directory of New Hires	-	-	-	-	-	-	-	-	-
128 - Emergency Management	-	-	-	-	-	-	-	-	-
129 - Continuity of Operations	-	-	-	-	-	-	-	-	-
130 - Survivor Investment Partnership	-	-	-	-	-	-	-	-	-
131 - Social Security Cost Reimbursement	1	1.00	170,746	-	-	-	170,746	-	-
132 - Benefits Counseling Services (WIN)	-	-	-	-	-	-	-	-	-
133 - Workload Model Equity Staffing	-	-	-	-	-	-	-	-	-
201 - Improving Data Integrity and Compliance	-	-	-	-	-	-	-	-	-
202 - Statewide CIE	-	-	-	-	-	-	-	-	-
203 - Critical Systems	-	-	-	-	-	-	-	-	-
204 - Modernization: Financial Systems	-	-	-	-	-	-	-	-	-
205 - Modularity	-	-	-	-	-	-	-	-	-
206 - Integrated Eligibility	-	-	-	-	-	-	-	-	-
207 - Provider Time Capture M&O	-	-	-	-	-	-	-	-	-
208 - Centralized Abuse Management O&M	-	-	-	-	-	-	-	-	-
209 - CJIS Security	-	-	-	-	-	-	-	-	-
210 - Risk Audit Remediation	-	-	-	-	-	-	-	-	-
211 - Remote Access	-	-	-	-	-	-	-	-	-
212 - Increase IT Project Capacity	-	-	-	-	-	-	-	-	-
213 - IE Modernization	-	-	-	-	-	-	-	-	-
Subtotal Policy Packages	(12)	(12.00)	(3,985,584)	(8,461,370)	-	7,489,291	(3,013,505)	-	-

Summary of 2021-23 Biennium Budget

Human Services, Dept. of
 VR - Basic Rehabilitative Services
 2021-23 Biennium

Governor's Budget
 Cross Reference Number: 10000-060-07-00-00000

<i>Description</i>	<i>Positions</i>	<i>Full-Time Equivalent (FTE)</i>	<i>ALL FUNDS</i>	<i>General Fund</i>	<i>Lottery Funds</i>	<i>Other Funds</i>	<i>Federal Funds</i>	<i>Nonlimited Other Funds</i>	<i>Nonlimited Federal Funds</i>
Total 2021-23 Governor's Budget	249	248.04	121,209,950	29,187,767	-	10,574,496	81,447,687	-	-
Percentage Change From 2019-21 Leg Approved Budget	-4.60%	-4.61%	-1.00%	-17.96%	-	250.97%	-2.86%	-	-
Percentage Change From 2021-23 Current Service Level	-4.60%	-4.61%	-3.18%	-22.47%	-	242.75%	-3.57%	-	-

Summary of 2021-23 Biennium Budget

**Human Services, Dept. of
Aging and People with Disabilities APD
2021-23 Biennium**

**Governor's Budget
Cross Reference Number: 10000-060-08-00-00000**

<i>Description</i>	<i>Positions</i>	<i>Full-Time Equivalent (FTE)</i>	<i>ALL FUNDS</i>	<i>General Fund</i>	<i>Lottery Funds</i>	<i>Other Funds</i>	<i>Federal Funds</i>	<i>Nonlimited Other Funds</i>	<i>Nonlimited Federal Funds</i>
2019-21 Leg Adopted Budget	1,570	1,516.87	3,946,365,529	1,207,013,810	-	250,840,663	2,488,511,056	-	-
2019-21 Emergency Boards	-	-	-	-	-	-	-	-	-
2019-21 Leg Approved Budget	1,570	1,516.87	3,946,365,529	1,207,013,810	-	250,840,663	2,488,511,056	-	-
2021-23 Base Budget Adjustments									
Net Cost of Position Actions									
Administrative Biennialized E-Board, Phase-Out	(4)	40.56	31,338,971	15,677,155	-	469,523	15,192,293	-	-
Estimated Cost of Merit Increase			-	-	-	-	-	-	-
Base Debt Service Adjustment			-	-	-	-	-	-	-
Base Nonlimited Adjustment			-	-	-	-	-	-	-
Capital Construction			-	-	-	-	-	-	-
Subtotal 2021-23 Base Budget	1,566	1,557.43	3,977,704,500	1,222,690,965	-	251,310,186	2,503,703,349	-	-
Essential Packages									
010 - Non-PICS Pers Svc/Vacancy Factor									
Vacancy Factor (Increase)/Decrease	-	-	(64,836)	(42,045)	-	(7,658)	(15,133)	-	-
Non-PICS Personal Service Increase/(Decrease)	-	-	1,920,735	914,547	-	37,323	968,865	-	-
Subtotal	-	-	1,855,899	872,502	-	29,665	953,732	-	-
020 - Phase In / Out Pgm & One-time Cost									
021 - Phase-in	-	-	47,433,954	17,732,546	-	28,713	29,672,695	-	-
022 - Phase-out Pgm & One-time Costs	-	-	(83,797,781)	(5,779,016)	-	(304,034)	(77,714,731)	-	-
Subtotal	-	-	(36,363,827)	11,953,530	-	(275,321)	(48,042,036)	-	-
030 - Inflation & Price List Adjustments									
Cost of Goods & Services Increase/(Decrease)	-	-	268,627,004	86,613,455	-	3,240,614	178,772,935	-	-
Subtotal	-	-	268,627,004	86,613,455	-	3,240,614	178,772,935	-	-

Summary of 2021-23 Biennium Budget

**Human Services, Dept. of
Aging and People with Disabilities APD
2021-23 Biennium**

**Governor's Budget
Cross Reference Number: 10000-060-08-00-00000**

<i>Description</i>	<i>Positions</i>	<i>Full-Time Equivalent (FTE)</i>	<i>ALL FUNDS</i>	<i>General Fund</i>	<i>Lottery Funds</i>	<i>Other Funds</i>	<i>Federal Funds</i>	<i>Nonlimited Other Funds</i>	<i>Nonlimited Federal Funds</i>
040 - Mandated Caseload									
040 - Mandated Caseload	146	146.00	199,184,984	92,067,052	-	11,839,432	95,278,500	-	-
050 - Fundshifts and Revenue Reductions									
050 - Fundshifts	-	-	-	69,198,442	-	(26,991,498)	(42,206,944)	-	-
060 - Technical Adjustments									
060 - Technical Adjustments	1	1.00	(3,752,380)	(2,031,619)	-	(154,219)	(1,566,542)	-	-
Subtotal: 2021-23 Current Service Level	1,713	1,704.43	4,407,256,180	1,481,364,327	-	238,998,859	2,686,892,994	-	-

Summary of 2021-23 Biennium Budget

**Human Services, Dept. of
Aging and People with Disabilities APD
2021-23 Biennium**

**Governor's Budget
Cross Reference Number: 10000-060-08-00-00000**

<i>Description</i>	<i>Positions</i>	<i>Full-Time Equivalent (FTE)</i>	<i>ALL FUNDS</i>	<i>General Fund</i>	<i>Lottery Funds</i>	<i>Other Funds</i>	<i>Federal Funds</i>	<i>Nonlimited Other Funds</i>	<i>Nonlimited Federal Funds</i>
Subtotal: 2021-23 Current Service Level	1,713	1,704.43	4,407,256,180	1,481,364,327	-	238,998,859	2,686,892,994	-	-
070 - Revenue Reductions/Shortfall									
070 - Revenue Shortfalls	-	-	-	-	-	-	-	-	-
Modified 2021-23 Current Service Level	1,713	1,704.43	4,407,256,180	1,481,364,327	-	238,998,859	2,686,892,994	-	-
080 - E-Boards									
080 - March 2020 Eboard	-	-	-	-	-	-	-	-	-
081 - April 2020 Eboard	-	-	-	-	-	-	-	-	-
082 - May 2020 Eboard	-	-	-	-	-	-	-	-	-
083 - June 2020 Eboard	-	-	-	-	-	-	-	-	-
084 - June 2020 Special Session	-	-	-	-	-	-	-	-	-
087 - August 2020 Special Session	7	7.00	900,103	106,422	-	-	793,681	-	-
088 - September 2020 Emergency Board	-	-	31,390,809	-	-	31,390,809	-	-	-
089 - Post-September 2020 Leg. Actions	-	-	-	-	-	-	-	-	-
Subtotal Emergency Board Packages	7	7.00	32,290,912	106,422	-	31,390,809	793,681	-	-
Policy Packages									
090 - Analyst Adjustments	(26)	(26.00)	(119,783,926)	(63,497,534)	-	(3,423,418)	(52,862,974)	-	-
091 - Elimination of S&S Inflation	-	-	(2,424,718)	(1,085,351)	-	(124,435)	(1,214,932)	-	-
092 - Personal Services Adjustments	-	-	(7,618,230)	(3,606,638)	-	(106,593)	(3,904,999)	-	-
093 - Transfers to General Fund	-	-	-	-	-	-	-	-	-
094 - Revenue Solutions	-	-	-	-	-	-	-	-	-
095 - DHS/OHA Reshoot	(2)	(2.00)	(1,893,434)	(1,078,692)	-	(88,951)	(725,791)	-	-
096 - Statewide Adjustment DAS Chgs	-	-	(470,724)	(203,038)	-	(12,026)	(255,660)	-	-
097 - Statewide AG Adjustment	-	-	(33,147)	(23,143)	-	(609)	(9,395)	-	-

Summary of 2021-23 Biennium Budget

**Human Services, Dept. of
Aging and People with Disabilities APD
2021-23 Biennium**

**Governor's Budget
Cross Reference Number: 10000-060-08-00-00000**

<i>Description</i>	<i>Positions</i>	<i>Full-Time Equivalent (FTE)</i>	<i>ALL FUNDS</i>	<i>General Fund</i>	<i>Lottery Funds</i>	<i>Other Funds</i>	<i>Federal Funds</i>	<i>Nonlimited Other Funds</i>	<i>Nonlimited Federal Funds</i>
099 - Microsoft 365 Consolidation	-	-	-	-	-	-	-	-	-
101 - ODHHS Staffing Accommodations Sched Tool	-	-	-	-	-	-	-	-	-
102 - Community Abuse Determination Project	-	-	-	-	-	-	-	-	-
103 - OPI Expansion and Family Caregiver Support	-	-	34,805,145	-	-	-	34,805,145	-	-
104 - Improv Health by Reduc Social Isolation	-	-	-	-	-	-	-	-	-
105 - HR Staffing Policy Option Proposal	-	-	-	-	-	-	-	-	-
106 - Buy Back Central Pos at Revised Fund Split	-	-	-	-	-	-	-	-	-
107 - Diversity, Equity and Inclusion	-	-	-	-	-	-	-	-	-
109 - Volunteer Program	-	-	-	-	-	-	-	-	-
110 - BRS OWI Update Package	-	-	-	-	-	-	-	-	-
111 - Increase Child Welfare Training Capacity	-	-	-	-	-	-	-	-	-
112 - Independent Living Program	-	-	-	-	-	-	-	-	-
113 - Oregon Child Abuse Hotline (ORCAH)	-	-	-	-	-	-	-	-	-
114 - Family Preservation and Preservation Servs	-	-	-	-	-	-	-	-	-
115 - Governor's Child Foster Care Adv Commission	-	-	-	-	-	-	-	-	-
116 - Respite Care Prog Foster Family Recruit Team	-	-	-	-	-	-	-	-	-
117 - School of Origin Transportation	-	-	-	-	-	-	-	-	-
118 - CW Stabilization	-	-	-	-	-	-	-	-	-
119 - Implementation of the New Rate Models	-	-	-	-	-	-	-	-	-
120 - Addtl Fund for New Rate Model Full Implement	-	-	-	-	-	-	-	-	-
121 - ODDS Health Management Unit (HMU)	-	-	-	-	-	-	-	-	-
122 - ODDS Language Access Compliance	-	-	-	-	-	-	-	-	-
123 - Supported Living Rate Model Implementation	-	-	-	-	-	-	-	-	-
124 - Licensure and Quality Improvement Staffing	-	-	-	-	-	-	-	-	-

Summary of 2021-23 Biennium Budget

**Human Services, Dept. of
Aging and People with Disabilities APD
2021-23 Biennium**

**Governor's Budget
Cross Reference Number: 10000-060-08-00-00000**

<i>Description</i>	<i>Positions</i>	<i>Full-Time Equivalent (FTE)</i>	<i>ALL FUNDS</i>	<i>General Fund</i>	<i>Lottery Funds</i>	<i>Other Funds</i>	<i>Federal Funds</i>	<i>Nonlimited Other Funds</i>	<i>Nonlimited Federal Funds</i>
125 - EAU Business Process Change/Prog Integrity	-	-	-	(748,860)	-	748,860	-	-	-
126 - Child Abuse Investigations – Third Party	-	-	-	-	-	-	-	-	-
127 - National Directory of New Hires	-	-	-	-	-	-	-	-	-
128 - Emergency Management	-	-	-	-	-	-	-	-	-
129 - Continuity of Operations	-	-	-	-	-	-	-	-	-
130 - Survivor Investment Partnership	-	-	-	-	-	-	-	-	-
131 - Social Security Cost Reimbursement	-	-	-	-	-	-	-	-	-
132 - Benefits Counseling Services (WIN)	-	-	-	-	-	-	-	-	-
133 - Workload Model Equity Staffing	-	-	-	-	-	-	-	-	-
201 - Improving Data Integrity and Compliance	-	-	-	-	-	-	-	-	-
202 - Statewide CIE	-	-	-	-	-	-	-	-	-
203 - Critical Systems	-	-	-	-	-	-	-	-	-
204 - Modernization: Financial Systems	-	-	-	-	-	-	-	-	-
205 - Modularity	-	-	-	-	-	-	-	-	-
206 - Integrated Eligibility	-	-	-	-	-	-	-	-	-
207 - Provider Time Capture M&O	-	-	2,814,048	1,814,048	-	-	1,000,000	-	-
208 - Centralized Abuse Management O&M	-	-	-	-	-	-	-	-	-
209 - CJIS Security	-	-	-	-	-	-	-	-	-
210 - Risk Audit Remediation	-	-	-	-	-	-	-	-	-
211 - Remote Access	-	-	-	-	-	-	-	-	-
212 - Increase IT Project Capacity	-	-	-	-	-	-	-	-	-
213 - IE Modernization	-	-	-	-	-	-	-	-	-
Subtotal Policy Packages	(28)	(28.00)	(94,604,986)	(68,429,208)	-	(3,007,172)	(23,168,606)	-	-

Summary of 2021-23 Biennium Budget

Human Services, Dept. of
Aging and People with Disabilities APD
2021-23 Biennium

Governor's Budget
Cross Reference Number: 10000-060-08-00-00000

<i>Description</i>	<i>Positions</i>	<i>Full-Time Equivalent (FTE)</i>	<i>ALL FUNDS</i>	<i>General Fund</i>	<i>Lottery Funds</i>	<i>Other Funds</i>	<i>Federal Funds</i>	<i>Nonlimited Other Funds</i>	<i>Nonlimited Federal Funds</i>
Total 2021-23 Governor's Budget	1,692	1,683.43	4,344,942,106	1,413,041,541	-	267,382,496	2,664,518,069	-	-
Percentage Change From 2019-21 Leg Approved Budget	7.77%	10.98%	10.10%	17.07%	-	6.59%	7.07%	-	-
Percentage Change From 2021-23 Current Service Level	-1.23%	-1.23%	-1.41%	-4.61%	-	11.88%	-0.83%	-	-

Summary of 2021-23 Biennium Budget

**Human Services, Dept. of
Intellectual & Developmental Disabilities - I/DD
2021-23 Biennium**

**Governor's Budget
Cross Reference Number: 10000-060-09-00-00000**

<i>Description</i>	<i>Positions</i>	<i>Full-Time Equivalent (FTE)</i>	<i>ALL FUNDS</i>	<i>General Fund</i>	<i>Lottery Funds</i>	<i>Other Funds</i>	<i>Federal Funds</i>	<i>Nonlimited Other Funds</i>	<i>Nonlimited Federal Funds</i>
2019-21 Leg Adopted Budget	917	916.30	3,084,993,864	1,054,370,325	-	28,647,741	2,001,975,798	-	-
2019-21 Emergency Boards	-	-	-	-	-	-	-	-	-
2019-21 Leg Approved Budget	917	916.30	3,084,993,864	1,054,370,325	-	28,647,741	2,001,975,798	-	-
2021-23 Base Budget Adjustments									
Net Cost of Position Actions									
Administrative Biennialized E-Board, Phase-Out	-	(0.13)	15,675,614	6,166,129	-	81,975	9,427,510	-	-
Estimated Cost of Merit Increase			-	-	-	-	-	-	-
Base Debt Service Adjustment			-	-	-	-	-	-	-
Base Nonlimited Adjustment			-	-	-	-	-	-	-
Capital Construction			-	-	-	-	-	-	-
Subtotal 2021-23 Base Budget	917	916.17	3,100,669,478	1,060,536,454	-	28,729,716	2,011,403,308	-	-
Essential Packages									
010 - Non-PICS Pers Svc/Vacancy Factor									
Vacancy Factor (Increase)/Decrease	-	-	207,128	118,370	-	(2,221)	90,979	-	-
Non-PICS Personal Service Increase/(Decrease)	-	-	1,262,850	579,236	-	19,217	664,397	-	-
Subtotal	-	-	1,469,978	697,606	-	16,996	755,376	-	-
020 - Phase In / Out Pgm & One-time Cost									
021 - Phase-in	-	-	52,759,813	18,456,720	-	-	34,303,093	-	-
022 - Phase-out Pgm & One-time Costs	-	-	-	-	-	-	-	-	-
Subtotal	-	-	52,759,813	18,456,720	-	-	34,303,093	-	-
030 - Inflation & Price List Adjustments									
Cost of Goods & Services Increase/(Decrease)	-	-	234,766,884	79,149,276	-	1,184,487	154,433,121	-	-
Subtotal	-	-	234,766,884	79,149,276	-	1,184,487	154,433,121	-	-

Summary of 2021-23 Biennium Budget

**Human Services, Dept. of
Intellectual & Developmental Disabilities - I/DD
2021-23 Biennium**

**Governor's Budget
Cross Reference Number: 10000-060-09-00-00000**

<i>Description</i>	<i>Positions</i>	<i>Full-Time Equivalent (FTE)</i>	<i>ALL FUNDS</i>	<i>General Fund</i>	<i>Lottery Funds</i>	<i>Other Funds</i>	<i>Federal Funds</i>	<i>Nonlimited Other Funds</i>	<i>Nonlimited Federal Funds</i>
040 - Mandated Caseload									
040 - Mandated Caseload	-	-	107,881,312	44,868,091	-	-	63,013,221	-	-
050 - Fundshifts and Revenue Reductions									
050 - Fundshifts	-	-	-	36,896,769	-	285,268	(37,182,037)	-	-
060 - Technical Adjustments									
060 - Technical Adjustments	-	-	(138,928)	(70,395)	-	-	(68,533)	-	-
Subtotal: 2021-23 Current Service Level	917	916.17	3,497,408,537	1,240,534,521	-	30,216,467	2,226,657,549	-	-

Summary of 2021-23 Biennium Budget

**Human Services, Dept. of
Intellectual & Devlpmnt'l Disabilities - I/DD
2021-23 Biennium**

**Governor's Budget
Cross Reference Number: 10000-060-09-00-00000**

<i>Description</i>	<i>Positions</i>	<i>Full-Time Equivalent (FTE)</i>	<i>ALL FUNDS</i>	<i>General Fund</i>	<i>Lottery Funds</i>	<i>Other Funds</i>	<i>Federal Funds</i>	<i>Nonlimited Other Funds</i>	<i>Nonlimited Federal Funds</i>
Subtotal: 2021-23 Current Service Level	917	916.17	3,497,408,537	1,240,534,521	-	30,216,467	2,226,657,549	-	-
070 - Revenue Reductions/Shortfall									
070 - Revenue Shortfalls	-	-	-	-	-	-	-	-	-
Modified 2021-23 Current Service Level	917	916.17	3,497,408,537	1,240,534,521	-	30,216,467	2,226,657,549	-	-
080 - E-Boards									
080 - March 2020 Eboard	-	-	-	-	-	-	-	-	-
081 - April 2020 Eboard	-	-	-	-	-	-	-	-	-
082 - May 2020 Eboard	-	-	-	-	-	-	-	-	-
083 - June 2020 Eboard	-	-	-	-	-	-	-	-	-
084 - June 2020 Special Session	-	-	-	-	-	-	-	-	-
087 - August 2020 Special Session	-	-	(1,392,137)	(1,392,137)	-	-	-	-	-
088 - September 2020 Emergency Board	-	-	-	-	-	-	-	-	-
089 - Post-September 2020 Leg. Actions	-	-	-	-	-	-	-	-	-
Subtotal Emergency Board Packages	-	-	(1,392,137)	(1,392,137)	-	-	-	-	-
Policy Packages									
090 - Analyst Adjustments	-	-	(2,367,610)	(27,155,362)	-	-	24,787,752	-	-
091 - Elimination of S&S Inflation	-	-	(1,417,566)	(412,090)	-	(52,205)	(953,271)	-	-
092 - Personal Services Adjustments	-	-	(5,287,235)	(2,029,415)	-	(30,837)	(3,226,983)	-	-
093 - Transfers to General Fund	-	-	-	-	-	-	-	-	-
094 - Revenue Solutions	-	-	-	-	-	-	-	-	-
095 - DHS/OHA Reshoot	-	-	(131)	(77)	-	(7)	(47)	-	-
096 - Statewide Adjustment DAS Chgs	-	-	(26,008)	(7,162)	-	(26)	(18,820)	-	-
097 - Statewide AG Adjustment	-	-	(16,276)	(8,976)	-	-	(7,300)	-	-

Summary of 2021-23 Biennium Budget

**Human Services, Dept. of
Intellectual & Developmental Disabilities - I/DD
2021-23 Biennium**

**Governor's Budget
Cross Reference Number: 10000-060-09-00-00000**

<i>Description</i>	<i>Positions</i>	<i>Full-Time Equivalent (FTE)</i>	<i>ALL FUNDS</i>	<i>General Fund</i>	<i>Lottery Funds</i>	<i>Other Funds</i>	<i>Federal Funds</i>	<i>Nonlimited Other Funds</i>	<i>Nonlimited Federal Funds</i>
099 - Microsoft 365 Consolidation	-	-	-	-	-	-	-	-	-
101 - ODHHS Staffing Accommodations Sched Tool	-	-	-	-	-	-	-	-	-
102 - Community Abuse Determination Project	-	-	-	-	-	-	-	-	-
103 - OPI Expansion and Family Caregiver Support	-	-	-	-	-	-	-	-	-
104 - Improv Health by Reduc Social Isolation	-	-	-	-	-	-	-	-	-
105 - HR Staffing Policy Option Proposal	-	-	-	-	-	-	-	-	-
106 - Buy Back Central Pos at Revised Fund Split	-	-	-	-	-	-	-	-	-
107 - Diversity, Equity and Inclusion	-	-	1,065,000	590,000	-	-	475,000	-	-
109 - Volunteer Program	-	-	-	-	-	-	-	-	-
110 - BRS OWI Update Package	-	-	-	-	-	-	-	-	-
111 - Increase Child Welfare Training Capacity	-	-	-	-	-	-	-	-	-
112 - Independent Living Program	-	-	-	-	-	-	-	-	-
113 - Oregon Child Abuse Hotline (ORCAH)	-	-	-	-	-	-	-	-	-
114 - Family Preservation and Preservation Servs	-	-	-	-	-	-	-	-	-
115 - Governor's Child Foster Care Adv Commission	-	-	-	-	-	-	-	-	-
116 - Respite Care Prog Foster Family Recruit Team	-	-	-	-	-	-	-	-	-
117 - School of Origin Transportation	-	-	-	-	-	-	-	-	-
118 - CW Stabilization	-	-	-	-	-	-	-	-	-
119 - Implementation of the New Rate Models	-	-	101,289,426	34,414,903	-	-	66,874,523	-	-
120 - Addtl Fund for New Rate Model Full Implement	-	-	-	-	-	-	-	-	-
121 - ODDS Health Management Unit (HMU)	-	-	-	-	-	-	-	-	-
122 - ODDS Language Access Compliance	-	-	-	-	-	-	-	-	-
123 - Supported Living Rate Model Implementation	-	-	-	-	-	-	-	-	-
124 - Licensure and Quality Improvement Staffing	-	-	-	-	-	-	-	-	-

Summary of 2021-23 Biennium Budget

**Human Services, Dept. of
Intellectual & Developmental Disabilities - I/DD
2021-23 Biennium**

**Governor's Budget
Cross Reference Number: 10000-060-09-00-00000**

<i>Description</i>	<i>Positions</i>	<i>Full-Time Equivalent (FTE)</i>	<i>ALL FUNDS</i>	<i>General Fund</i>	<i>Lottery Funds</i>	<i>Other Funds</i>	<i>Federal Funds</i>	<i>Nonlimited Other Funds</i>	<i>Nonlimited Federal Funds</i>
125 - EAU Business Process Change/Prog Integrity	-	-	-	-	-	-	-	-	-
126 - Child Abuse Investigations – Third Party	-	-	-	-	-	-	-	-	-
127 - National Directory of New Hires	-	-	-	-	-	-	-	-	-
128 - Emergency Management	-	-	-	-	-	-	-	-	-
129 - Continuity of Operations	-	-	-	-	-	-	-	-	-
130 - Survivor Investment Partnership	-	-	-	-	-	-	-	-	-
131 - Social Security Cost Reimbursement	-	-	-	-	-	-	-	-	-
132 - Benefits Counseling Services (WIN)	-	-	-	-	-	-	-	-	-
133 - Workload Model Equity Staffing	-	-	-	-	-	-	-	-	-
201 - Improving Data Integrity and Compliance	-	-	-	-	-	-	-	-	-
202 - Statewide CIE	-	-	-	-	-	-	-	-	-
203 - Critical Systems	-	-	-	-	-	-	-	-	-
204 - Modernization: Financial Systems	-	-	-	-	-	-	-	-	-
205 - Modularity	-	-	-	-	-	-	-	-	-
206 - Integrated Eligibility	-	-	-	-	-	-	-	-	-
207 - Provider Time Capture M&O	-	-	-	-	-	-	-	-	-
208 - Centralized Abuse Management O&M	-	-	-	-	-	-	-	-	-
209 - CJIS Security	-	-	-	-	-	-	-	-	-
210 - Risk Audit Remediation	-	-	-	-	-	-	-	-	-
211 - Remote Access	-	-	-	-	-	-	-	-	-
212 - Increase IT Project Capacity	-	-	-	-	-	-	-	-	-
213 - IE Modernization	-	-	-	-	-	-	-	-	-
Subtotal Policy Packages	-	-	93,239,600	5,391,821	-	(83,075)	87,930,854	-	-

Summary of 2021-23 Biennium Budget

Human Services, Dept. of
Intellectual & Devlpmnt'l Disabilities - I/DD
2021-23 Biennium

Governor's Budget
Cross Reference Number: 10000-060-09-00-00000

<i>Description</i>	<i>Positions</i>	<i>Full-Time Equivalent (FTE)</i>	<i>ALL FUNDS</i>	<i>General Fund</i>	<i>Lottery Funds</i>	<i>Other Funds</i>	<i>Federal Funds</i>	<i>Nonlimited Other Funds</i>	<i>Nonlimited Federal Funds</i>
Total 2021-23 Governor's Budget	917	916.17	3,589,256,000	1,244,534,205	-	30,133,392	2,314,588,403	-	-

Percentage Change From 2019-21 Leg Approved Budget	-	-0.01%	16.35%	18.04%	-	5.19%	15.62%	-	-
Percentage Change From 2021-23 Current Service Level	-	-	2.63%	0.32%	-	-0.27%	3.95%	-	-

Summary of 2021-23 Biennium Budget

**Human Services, Dept. of
Child Welfare Programs
2021-23 Biennium**

**Governor's Budget
Cross Reference Number: 10000-060-10-00-00000**

<i>Description</i>	<i>Positions</i>	<i>Full-Time Equivalent (FTE)</i>	<i>ALL FUNDS</i>	<i>General Fund</i>	<i>Lottery Funds</i>	<i>Other Funds</i>	<i>Federal Funds</i>	<i>Nonlimited Other Funds</i>	<i>Nonlimited Federal Funds</i>
2019-21 Leg Adopted Budget	-	-	-	-	-	-	-	-	-
2019-21 Emergency Boards	-	-	-	-	-	-	-	-	-
2019-21 Leg Approved Budget	-	-	-	-	-	-	-	-	-
2021-23 Base Budget Adjustments									
Net Cost of Position Actions									
Administrative Biennialized E-Board, Phase-Out	-	-	-	-	-	-	-	-	-
Estimated Cost of Merit Increase			-	-	-	-	-	-	-
Base Debt Service Adjustment			-	-	-	-	-	-	-
Base Nonlimited Adjustment			-	-	-	-	-	-	-
Capital Construction			-	-	-	-	-	-	-
Subtotal 2021-23 Base Budget	-	-	-	-	-	-	-	-	-
Essential Packages									
010 - Non-PICS Pers Svc/Vacancy Factor									
Non-PICS Personal Service Increase/(Decrease)	-	-	-	-	-	-	-	-	-
Subtotal	-	-	-	-	-	-	-	-	-
020 - Phase In / Out Pgm & One-time Cost									
021 - Phase-in	-	-	-	-	-	-	-	-	-
022 - Phase-out Pgm & One-time Costs	-	-	-	-	-	-	-	-	-
Subtotal	-	-	-	-	-	-	-	-	-
040 - Mandated Caseload									
040 - Mandated Caseload	-	-	-	-	-	-	-	-	-
050 - Fundshifts and Revenue Reductions									
050 - Fundshifts	-	-	-	-	-	-	-	-	-

Summary of 2021-23 Biennium Budget

**Human Services, Dept. of
Child Welfare Programs
2021-23 Biennium**

**Governor's Budget
Cross Reference Number: 10000-060-10-00-00000**

<i>Description</i>	<i>Positions</i>	<i>Full-Time Equivalent (FTE)</i>	<i>ALL FUNDS</i>	<i>General Fund</i>	<i>Lottery Funds</i>	<i>Other Funds</i>	<i>Federal Funds</i>	<i>Nonlimited Other Funds</i>	<i>Nonlimited Federal Funds</i>
060 - Technical Adjustments									
060 - Technical Adjustments	3,272	3,232.36	1,453,379,149	861,468,399	-	37,791,252	554,119,498	-	-
Subtotal: 2021-23 Current Service Level	3,272	3,232.36	1,453,379,149	861,468,399	-	37,791,252	554,119,498	-	-

Summary of 2021-23 Biennium Budget

**Human Services, Dept. of
Child Welfare Programs
2021-23 Biennium**

**Governor's Budget
Cross Reference Number: 10000-060-10-00-00000**

<i>Description</i>	<i>Positions</i>	<i>Full-Time Equivalent (FTE)</i>	<i>ALL FUNDS</i>	<i>General Fund</i>	<i>Lottery Funds</i>	<i>Other Funds</i>	<i>Federal Funds</i>	<i>Nonlimited Other Funds</i>	<i>Nonlimited Federal Funds</i>
Subtotal: 2021-23 Current Service Level	3,272	3,232.36	1,453,379,149	861,468,399	-	37,791,252	554,119,498	-	-
070 - Revenue Reductions/Shortfall									
070 - Revenue Shortfalls	-	-	(23,596,669)	-	-	(6,531,059)	(17,065,610)	-	-
Modified 2021-23 Current Service Level	3,272	3,232.36	1,429,782,480	861,468,399	-	31,260,193	537,053,888	-	-
080 - E-Boards									
080 - March 2020 Eboard	-	-	-	-	-	-	-	-	-
081 - April 2020 Eboard	-	-	-	-	-	-	-	-	-
082 - May 2020 Eboard	-	-	-	-	-	-	-	-	-
083 - June 2020 Eboard	-	-	-	-	-	-	-	-	-
084 - June 2020 Special Session	-	-	555,666	555,666	-	-	-	-	-
087 - August 2020 Special Session	16	16.00	25,516,412	14,746,052	-	442,222	10,328,138	-	-
088 - September 2020 Emergency Board	-	-	-	-	-	-	-	-	-
089 - Post-September 2020 Leg. Actions	-	-	-	-	-	-	-	-	-
Subtotal Emergency Board Packages	16	16.00	26,072,078	15,301,718	-	442,222	10,328,138	-	-
Policy Packages									
090 - Analyst Adjustments	-	-	(6,003,792)	(7,292,598)	-	(83,593)	1,372,399	-	-
091 - Elimination of S&S Inflation	-	-	(3,066,100)	(1,876,803)	-	(18,970)	(1,170,327)	-	-
092 - Personal Services Adjustments	-	-	(12,881,110)	(9,696,793)	-	(57,816)	(3,126,501)	-	-
093 - Transfers to General Fund	-	-	-	-	-	-	-	-	-
094 - Revenue Solutions	-	-	-	-	-	-	-	-	-
095 - DHS/OHA Reshoot	1	1.00	(156,309)	(211,171)	-	(14,380)	69,242	-	-
096 - Statewide Adjustment DAS Chgs	-	-	(1,256,019)	(1,125,540)	-	(11,431)	(119,048)	-	-
097 - Statewide AG Adjustment	-	-	(5,194,622)	(2,804,199)	-	-	(2,390,423)	-	-

Summary of 2021-23 Biennium Budget

**Human Services, Dept. of
Child Welfare Programs
2021-23 Biennium**

**Governor's Budget
Cross Reference Number: 10000-060-10-00-00000**

<i>Description</i>	<i>Positions</i>	<i>Full-Time Equivalent (FTE)</i>	<i>ALL FUNDS</i>	<i>General Fund</i>	<i>Lottery Funds</i>	<i>Other Funds</i>	<i>Federal Funds</i>	<i>Nonlimited Other Funds</i>	<i>Nonlimited Federal Funds</i>
099 - Microsoft 365 Consolidation	-	-	-	-	-	-	-	-	-
101 - ODHHS Staffing Accommodations Sched Tool	-	-	-	-	-	-	-	-	-
102 - Community Abuse Determination Project	-	-	-	-	-	-	-	-	-
103 - OPI Expansion and Family Caregiver Support	-	-	-	-	-	-	-	-	-
104 - Improv Health by Reduc Social Isolation	-	-	-	-	-	-	-	-	-
105 - HR Staffing Policy Option Proposal	-	-	-	-	-	-	-	-	-
106 - Buy Back Central Pos at Revised Fund Split	-	-	-	-	-	-	-	-	-
107 - Diversity, Equity and Inclusion	-	-	-	-	-	-	-	-	-
109 - Volunteer Program	-	-	-	-	-	-	-	-	-
110 - BRS OWI Update Package	-	-	-	-	-	-	-	-	-
111 - Increase Child Welfare Training Capacity	19	16.72	3,971,510	992,940	-	-	2,978,570	-	-
112 - Independent Living Program	-	-	-	-	-	-	-	-	-
113 - Oregon Child Abuse Hotline (ORCAH)	-	-	-	-	-	-	-	-	-
114 - Family Preservation and Preservation Servs	29	25.52	6,142,809	4,607,137	-	-	1,535,672	-	-
115 - Governor's Child Foster Care Adv Commission	1	0.88	221,866	166,400	-	-	55,466	-	-
116 - Respite Care Prog Foster Family Recruit Team	1	0.88	20,608,205	19,443,093	-	-	1,165,112	-	-
117 - School of Origin Transportation	-	-	-	-	-	-	-	-	-
118 - CW Stabilization	59	51.92	15,662,037	10,961,898	-	45,474	4,654,665	-	-
119 - Implementation of the New Rate Models	-	-	-	-	-	-	-	-	-
120 - Addtl Fund for New Rate Model Full Implement	-	-	-	-	-	-	-	-	-
121 - ODDS Health Management Unit (HMU)	-	-	-	-	-	-	-	-	-
122 - ODDS Language Access Compliance	-	-	-	-	-	-	-	-	-
123 - Supported Living Rate Model Implementation	-	-	-	-	-	-	-	-	-
124 - Licensure and Quality Improvement Staffing	-	-	-	-	-	-	-	-	-

Summary of 2021-23 Biennium Budget

**Human Services, Dept. of
Child Welfare Programs
2021-23 Biennium**

**Governor's Budget
Cross Reference Number: 10000-060-10-00-00000**

<i>Description</i>	<i>Positions</i>	<i>Full-Time Equivalent (FTE)</i>	<i>ALL FUNDS</i>	<i>General Fund</i>	<i>Lottery Funds</i>	<i>Other Funds</i>	<i>Federal Funds</i>	<i>Nonlimited Other Funds</i>	<i>Nonlimited Federal Funds</i>
125 - EAU Business Process Change/Prog Integrity	-	-	-	-	-	-	-	-	-
126 - Child Abuse Investigations – Third Party	-	-	-	-	-	-	-	-	-
127 - National Directory of New Hires	-	-	-	-	-	-	-	-	-
128 - Emergency Management	-	-	-	-	-	-	-	-	-
129 - Continuity of Operations	-	-	-	-	-	-	-	-	-
130 - Survivor Investment Partnership	-	-	-	-	-	-	-	-	-
131 - Social Security Cost Reimbursement	-	-	-	-	-	-	-	-	-
132 - Benefits Counseling Services (WIN)	-	-	-	-	-	-	-	-	-
133 - Workload Model Equity Staffing	-	-	-	-	-	-	-	-	-
201 - Improving Data Integrity and Compliance	-	-	-	-	-	-	-	-	-
202 - Statewide CIE	-	-	-	-	-	-	-	-	-
203 - Critical Systems	-	-	-	-	-	-	-	-	-
204 - Modernization: Financial Systems	-	-	-	-	-	-	-	-	-
205 - Modularity	-	-	-	-	-	-	-	-	-
206 - Integrated Eligibility	-	-	-	-	-	-	-	-	-
207 - Provider Time Capture M&O	-	-	-	-	-	-	-	-	-
208 - Centralized Abuse Management O&M	-	-	-	-	-	-	-	-	-
209 - CJIS Security	-	-	-	-	-	-	-	-	-
210 - Risk Audit Remediation	-	-	-	-	-	-	-	-	-
211 - Remote Access	-	-	-	-	-	-	-	-	-
212 - Increase IT Project Capacity	-	-	-	-	-	-	-	-	-
213 - IE Modernization	-	-	-	-	-	-	-	-	-
Subtotal Policy Packages	110	96.92	18,048,475	13,164,364	-	(140,716)	5,024,827	-	-

Summary of 2021-23 Biennium Budget

Human Services, Dept. of
Child Welfare Programs
2021-23 Biennium

Governor's Budget
Cross Reference Number: 10000-060-10-00-00000

<i>Description</i>	<i>Positions</i>	<i>Full-Time Equivalent (FTE)</i>	<i>ALL FUNDS</i>	<i>General Fund</i>	<i>Lottery Funds</i>	<i>Other Funds</i>	<i>Federal Funds</i>	<i>Nonlimited Other Funds</i>	<i>Nonlimited Federal Funds</i>
Total 2021-23 Governor's Budget	3,398	3,345.28	1,473,903,033	889,934,481	-	31,561,699	552,406,853	-	-

Percentage Change From 2019-21 Leg Approved Budget	-	-	-	-	-	-	-	-	-
Percentage Change From 2021-23 Current Service Level	3.85%	3.49%	1.41%	3.30%	-	-16.48%	-0.31%	-	-

PROGRAM PRIORITIZATION FOR 2021-23

Agency Name: Oregon Department of Human Services																			Agency Number: 10000		
2021-23 Biennium																					
Agency-Wide Priorities for 2021-23 Biennium																					
1	2	3	4a	4c	4d	5	6	7	8	10	12	13	14	15	16	17	18	19	20	21	22
Priority (ranked with highest priority first)	Agency Initials	Program or Activity Initials	Program or Activity Initials (DCR)	Sub-DCR	Program Unit/Activity Description	Identify Key Performance Measure(s)	Primary Purpose Program-Activity Code	GF	OF	FF	NL-FF	TOTAL FUNDS	Pos.	FTE	New or Enhanced Program (Y/N)	Included as Reduction Option (Y/N)	Legal Req. Code (C, D, FM, FO, S)	Legal Citation	Explain What is Mandatory (for C, FM, and FO Only)	Comments on Proposed Changes to CSL included in Agency Request	
Agcy	Prgm/Div																				
		CW	Foster Care	Foster Care	Foster Care Prevention	Provides services to safely support children in their own homes and support family stability. A limited term payment provided to a certified family when a child or young adult in the legal or physical custody of the Department moves to a certified family's home from a placement with a BRS provider and there is no current level of care determination - paid for the first 20 days to allow time for the CANS to be administered.	Timeliness and permanency of child reunification	12	1,488,717	91,282	10,340,750	0	\$ 11,920,749	0	0.00	N	Y	FM	ORS 419A and 419B	All - see program unit/activity description	
		CW	Foster Care	Foster Care	Foster Family Shelter Care	Temporary out-of-home care provided by a relative caregiver or general applicant foster parent who has been authorized to provide care to a child or young adult in the legal or physical custody of the Department. ODHS makes grants available to domestic violence and sexual assault service providers throughout Oregon. These providers offer crisis lines, crisis response, emergency shelter and other related services to survivors of sexual assault, survivors of domestic violence, and their children, in a culturally and linguistically appropriate manner.	Timely adoption, Absence of repeat maltreatment, Timeliness and permanency of child reunification	12	2,621,731	371,877	3,544,916	0	\$ 6,538,524	0	0.00	N	Y	FM	ORS 418.015	All - see program unit/activity description	
		CW	Foster Care	Foster Care	Regular Foster Care	Temporary out-of-home care provided by a relative caregiver or general applicant foster parent who has been authorized to provide care to a child or young adult in the legal or physical custody of the Department. ODHS makes grants available to domestic violence and sexual assault service providers throughout Oregon. These providers offer crisis lines, crisis response, emergency shelter and other related services to survivors of sexual assault, survivors of domestic violence, and their children, in a culturally and linguistically appropriate manner.	Timely adoption, Absence of repeat maltreatment, Timeliness and permanency of child reunification	12	52,825,707	6,586,558	52,840,583	0	\$ 112,252,848	0	0.00	N	N	FM	ORS 418.015	All - see program unit/activity description	
		CW	Community Based Domestic Violence Services	Community Based Domestic Violence Services	Community Based Domestic Violence Services	ODHS makes grants available to domestic violence and sexual assault service providers throughout Oregon. These providers offer crisis lines, crisis response, emergency shelter and other related services to survivors of sexual assault, survivors of domestic violence, and their children, in a culturally and linguistically appropriate manner.	Absence of repeat maltreatment, Timely adoption, Absence of repeat maltreatment, Timeliness and permanency of child reunification	12	493,701	3,957,986	3,218,636	0	\$ 7,670,323	0	0.00	N	Y	FM	ORS 409.290 to 409.300	All - see program unit/activity description	
		CW	Residential Care	Residential Care	Residential Treatment	Behavioral Rehabilitation Services (BRS) and therapeutic foster care for children with high needs.	Timeliness and permanency of child reunification	12	75,244,417	4,958,854	67,172,432	0	\$ 147,375,703	0	0.00	N	Y	FM	ORS 418.015	All - see program unit/activity description	
		CW	Residential Care	Residential Care	FOCUS Children	Child specific contracts for out-of-state placements and additional supports to assure children's needs are being met while they are in care. Specific services provided to a child with a chronic medical condition, with medical needs requiring specialized care, or with a physically handicapping condition requiring care and assistance in most domains of daily functioning.	Timeliness and permanency of child reunification	12	15,397,130	240,261	108,166	0	\$ 15,745,557	0	0.00	N	Y	FM	ORS 418.015	All - see program unit/activity description	
		CW	Foster Care	Foster Care	Personal Care	The TA-DVS program provides temporary financial assistance and support to families affected by domestic violence during crisis or emergent situations when other resources are not available. TA-DVS is used to help the domestic violence survivor and the children address their safety concerns and stabilize their living situation, reducing the likelihood of the survivor returning to the abuser. The TA-DVS Benefits are 100% federally funded by the TANF Program.	Teen suicide, Absence of repeat maltreatment	12	2,711,970	180,710	4,412,892	0	\$ 7,305,572	0	0.00	N	Y	FM	ORS 418.015	All - see program unit/activity description	
		SSP	TA Domestic Violence Survivors	TA Domestic Violence Survivors	TA Domestic Violence Survivors	The TA-DVS program provides temporary financial assistance and support to families affected by domestic violence during crisis or emergent situations when other resources are not available. TA-DVS is used to help the domestic violence survivor and the children address their safety concerns and stabilize their living situation, reducing the likelihood of the survivor returning to the abuser. The TA-DVS Benefits are 100% federally funded by the TANF Program.	TANF re-entry, TANF family stability, Absence of repeat maltreatment	12	9,325,133	0	10,308,145	0	\$ 19,633,278	0	0.00	N	N	FO	45 CFR 260.31 (b) & ORS 411.117 (1) (e)		
		SSP	TA-DVS Advocates	TA-DVS Advocates	TA-DVS Advocates	ODHS contracts with local Domestic Violence Sexual Assault agencies to provide co-located Certified Domestic Violence (DV) Advocates in Self-Sufficiency and Child Welfare offices. The goal of the Co-located DV Advocates Program is to improve outcomes and stability for families experiencing domestic violence through services including but not limited to: safety planning, risk and fatality assessment, shelter services, support in referrals to other community resources such as housing, mental health services, counseling, peer support groups, etc		12	4,289,973	0	0	0	\$ 4,289,973	0	0.00	N	N	S	ORS 411.117 (1) (c)		
		CW	Community Based Sexual Assault Victims Fund	Community Based Sexual Assault Victims Fund	Community Based Sexual Assault Victims Fund	ODHS makes grants available to domestic violence and sexual assault service providers throughout Oregon. These providers offer crisis lines, crisis response, emergency shelter and other related services to survivors of sexual assault, survivors of domestic violence, and their children, in a culturally and linguistically appropriate manner.		12	86,972	556,265	0	\$ 643,237	0	0.00	N	Y	FM	ORS 409.273 to 409.285			
		CW	Tribal Programs	Tribal Programs	Tribal Programs	General Fund portion of foster care maintenance payments and payment for BRS placements for children in Tribal custody.		12	1,295,146	32,824	4,932,971	0	\$ 6,260,941	0	0.00	N	N	FM	ORS 418.015		
		APD	APD Program	APD Program	Oregon Supplemental Income Program (OSIP)	OSIP offers cash and medical assistance to eligible clients who qualify by meeting means tested income and resource requirements.		12	13,550,885	0	0	0	\$ 13,550,885	0	0.00	N	N	FO	ORS 410.070	All - see program unit/activity description	
		APD	APD Program	APD Program	In-home Program	In-home services are the cornerstone of Oregon's community-based care system. For older adults or people with physical disabilities, the ability to live in their own homes is compromised by the need for support in regular activities of daily living. For more than 25 years, Oregon has created options to meet people's needs in their own homes. All options are funded with support of the Medicaid program through home- and community-based waivers or state plan options. Oregon has been able to create cost-effective programs that meet people's needs in their homes and other community settings using these options and spared Oregonians from the unnecessary use of much higher cost services, primarily offered in nursing facilities. Services to older adults and people with physical disabilities are designed to support assistance with fundamental activities of daily living (ADLs), such as mobility, cognition, eating, personal hygiene, dressing, toileting and bathing. To receive in-home services, an individual must be financially eligible for Medicaid. A case manager works with the client and together they identify needs and develop a plan for the in-home services.		12	372,790,972	4,197,619	762,773,343	0	\$ 1,139,761,934	0	0.00	Y	N	FO	ORS 410.070	All - see program unit/activity description	POP 140 - APD Consumer Community Integration Package
		APD	APD Program	APD Program	Community-Based Care Facilities	These include a variety of 24-hour care settings and services to provide an alternative to nursing facilities. Services include assistance with activities of daily living, medication oversight and social activities. Services can include nursing and behavioral supports to meet complex needs. State and federal guidelines related to health and safety of these facilities have to be met.		12	380,120,722	15,255,627	741,491,879	0	\$ 1,136,868,228	0	0.00	Y	Y	FO	ORS 410.070	All - see program unit/activity description	POP 121 - Community Based Care Medicaid Access Package, POP 140 Consumer Community Integration Package

PROGRAM PRIORITIZATION FOR 2021-23

Agency Name: Oregon Department of Human Services																			Agency Number: 10000		
2021-23 Biennium																					
Agency-Wide Priorities for 2021-23 Biennium																					
1	2	3	4a	4c	4d	5	6	7	8	10	12	13	14	15	16	17	18	19	20	21	22
Priority (ranked with highest priority first)	Agency Initials	Program or Activity Initials	Program or Activity Initials (DCR)	Sub-DCR	Program Unit/Activity Description	Identify Key Performance Measure(s)	Primary Purpose Program-Activity Code	GF	OF	FF	NL-FF	TOTAL FUNDS	Pos.	FTE	New or Enhanced Program (Y/N)	Included as Reduction Option (Y/N)	Legal Req. Code (C, D, FM, FO, S)	Legal Citation	Explain What is Mandatory (for C, FM, and FO Only)	Comments on Proposed Changes to CSL included in Agency Request	
Agcy	Prgm/Div																				
		APD	APD Program	Nursing Facilities	Institutional services for older adults and people with physical disabilities are provided in nursing facilities licensed and regulated by ODHS. Nursing facilities provide individuals with skilled nursing services, housing, related services and ongoing assistance with activities of daily living. Oregon has led the nation since 1981 in the development of lower cost alternatives to institutional (nursing facility) care. Home- and community-based alternatives to nursing facility services emphasize independence, dignity and choice and offer needed services and supports at lower costs than medical models.		12	271,551,412	173,130,565	717,326,230	0	\$ 1,162,008,207	0	0.00	N	Y	FM	ORS 410.070	All - see program unit/activity description		
		I/DD	I/DD Program	K Plan Services (Includes community living supports (CLS))	K-Plan or Community First Choice Option (CFCO) provides a broad range of home and community-based services and supports for people with disabilities, including those with I/DD. Most used service under the K-Plan is Attendant Care which provides support for people to perform activities of daily living and instrumental activities of daily living (ADL/IADL), which may include skills training in those areas. With CFCO, this is the primary service available to people with I/DD. Attendant care services and are generally categorized based on the setting in which the person lives. Services that now fall under attendant care include: • In-home supports for children and adults • Children's intensive in-home services • 24-hour services. • Group home for children and adults • Adult and child foster care • Supported living (adults only) • Day supports • Stabilization and Crisis Unit (SACU) Other services provided under the K-plan include environmental safety modifications, assistive technology, behavioral consultation, transportation.	People with disabilities in community settings	12	943,392,251	9,064,328	1,911,795,580	0	\$ 2,864,252,159	0	0.00	Y	Y	FO	42 CFR 441 s	All - see program unit/activity description	POP 126 - Workforce & Expansion Development POP 129- Expanded Supports for Kids with Significant Needs POP 133- Intensive Employment Supports (Day Supports)	
		I/DD	I/DD Program	Waiver Services - Employment First (no CSL)	These services have been strengthened and improved as part of the important Employment First initiative. I/DD has restructured employment services to encourage integrated, competitively paid employment for people with I/DD. Employment services are no longer bundled with attendant care services, they have been broken out into discrete services to support people as they learn about, find and maintain employment. Employment services are not offered through the CFCO, they remain available through the Medicaid waiver. Employment services include: Employment path; job discovery; Job development; Job coaching and Small-group supported employment.	People with disabilities in community settings	12	40,235,138	0	61,527,704	0	\$ 101,762,842	0	0.00	Y	Y	FO	EO 15-01 https://www.oregon.gov/ODHS/EMPLOYMENT/EMPLOYMENT-FIRST/Documents/Executive%20Order%2015-01.pdf	All - see program unit/activity description	POP 133- Intensive Employment Supports	
		I/DD	I/DD Program	Waiver Services - No Employment	1915c Waivers include Adult HCBS Waiver, Children's HCBS Waiver and three model Waivers for children under 18 with complex needs: Medically Involved Children's Model Waiver, Medically Fragile Model Waiver, and Behavioral Model Waiver. These waivers primary service is case management that is furnished to assist individuals in gaining access to needed medical, social, educational and other services. Waiver Case Management includes the following assistance: assessment and periodic reassessment of individual needs, development (and periodic revision) of a specific care plan, referral and related activities, and monitoring and follow-up activities. Other 1915c Waiver services include environmental safety modifications, vehicle modifications, family training, specialized medical supplies, and direct nursing services (for adults only).	People with disabilities in community settings	12	17,313,737	8,902,385	25,086,532	0	\$ 51,302,654	0	0.00	Y	Y	FO	42 CFR 441 Subpart G https://www.ecfr.gov/cgi-bin/text-idx?SID=ee1d5a7b4341f1514069eca301e17436&mc=true&node=pt42.4.441&rgn=div5	All - see program unit/activity description	POP 102 - 100% Workload Model POP 118 - I/DD Data Management System POP 126 -Workforce Expansion & Development POP 129 - Expanded Supports for Kids with Significant Needs (CIIS) POP 138 - Improve Health & Safety for People with I/DD	
		I/DD	I/DD Program	Stabilization and Crisis Unit (k plan group homes)	SACU is a 24-hour service provided under the CFCO. SACU provides a safety net for Oregon's most vulnerable, intensive, medically and behaviorally challenged people with I/DD. SACU provides services when no other community-based option is available for a person. This includes persons with I/DD coming out of the Oregon State Hospital, corrections systems, and from crisis situations where counties and private providers cannot meet the needs of the person to ensure their health and safety. SACU focuses on supporting people in community-based settings and enabling them to return to less intensive service levels as quickly as possible. SACU provides 24-hour residential and day supports to people with I/DD from across the state who have significant medical or behavioral needs. The services are provided in licensed five-bed group homes. Helps youth who are, or were, in foster care to become self-sufficient adults. Gives an opportunity for youth to learn valuable skills necessary to make a successful transition from state or tribal care to living independently.	People with disabilities in community settings	12	52,474,569	1,498,250	93,073,639	0	\$ 147,046,458	745	744.92	N	Y	FO	42 CFR 441 s	All - see program unit/activity description	N/A	
		CW	Foster Care	Independent Living Services	Timely adoption, Absence of repeat maltreatment, Timeliness and permanency of child reunification	Timely adoption, Absence of repeat maltreatment, Timeliness and permanency of child reunification	12	2,576,717	70,772	5,378,732	0	\$ 8,026,221	0	0.00	Y	Y	FM	ORS 419A and 419B	All - see program unit/activity description	POP 142 to increase services to current and former foster youth	
		CW	Foster Care	Nursing Assessments	Every child receives an intake nursing assessment by a ODHS contracted nurse shortly after entering foster care. This assessment assures the child has all prescribed medication and assistive devices and is second set of eyes assuring safety. The contracted nurse also works with the foster/relative care provider to assure they have a clear understanding of the child's needs and can expedite referral to a physical, dental or mental health assessment when necessary.	Timely adoption, Absence of repeat maltreatment, Timeliness and permanency of child reunification	12	934,550	12,469	1,414,987	0	\$ 2,362,006	0	0.00	Y	Y	FM	ORS 419A and 419B	All - see program unit/activity description	POP 137 to provide nursing assessments for young children with an in home case and for children going home on a trial reunification.	

PROGRAM PRIORITIZATION FOR 2021-23

Agency Name: Oregon Department of Human Services																			Agency Number: 10000		
2021-23 Biennium																					
Agency-Wide Priorities for 2021-23 Biennium																					
1	2	3	4a	4c	4d	5	6	7	8	10	12	13	14	15	16	17	18	19	20	21	22
Priority (ranked with highest priority first)	Agency Initials	Program or Activity Initials	Program or Activity Initials (DCR)	Sub-DCR	Program Unit/Activity Description	Identify Key Performance Measure(s)	Primary Purpose Program-Activity Code	GF	OF	FF	NL-FF	TOTAL FUNDS	Pos.	FTE	New or Enhanced Program (Y/N)	Included as Reduction Option (Y/N)	Legal Req. Code (C, D, FM, FO, S)	Legal Citation	Explain What is Mandatory (for C, FM, and FO Only)	Comments on Proposed Changes to CSL included in Agency Request	
Agcy	Prgm/Div																				
		CW	Foster Care	Other Medical	Other Medical	Other Medical is used to pay for services to help guide good case planning when the services are not covered by Medicaid or private health insurance, such as: Parent/Child Interaction, Sibling Interaction, Urinalysis Drug Testing, Psychosexual Evaluations, etc.	Timely adoption, Absence of repeat maltreatment, Timeliness and permanency of child reunification	5,556,314	24,706		0	\$ 5,581,020	0	0.00	N	Y	FM	ORS 419A and 419B	All - see program unit/activity description		
		CW	Foster Care	Client Transportation	Client Transportation	Client Transportation is used to fund transportation related to visitation, medical appointments, court hearings, etc.	Timeliness and permanency of child reunification	6,932,002	278,673	2,932,627	0	\$ 10,143,302	0	0.00	Y	Y	FM	ORS 419A and 419B	All - see program unit/activity description	POP 144 PLACEHOLDER for Family First Legislation, which will impact all services and their funding sources across child welfare.	
		CW	Foster Care	IV-E FC and Admin Reimbursements	IV-E FC and Admin Reimbursements	Title IV-E Waiver project is Leveraging Intensive Family Engagement (LIFE). LIFE services include intensive family finding efforts to create and strengthen relationships with kith and kin, structured case planning meetings that are strengths based; trauma informed; culturally responsive, and family driven, and referrals to parent mentors who can facilitate the family's navigation through the system to help shorten the lengths of stay for children predicted to stay in the system for more than 3 years.	Timeliness and permanency of child reunification	0	0	10,349,025	0	\$ 10,349,025	0	0.00	Y	N	FO	ORS 419A and 419B	All - see program unit/activity description	POP 143 to restore lost FF due to the ending of the IV-E Waiver Program to support the LIFE Program in its current state.	
		CW	Foster Care	Foster Care Services	Foster Care Services	Contracted services to support the recruitment and retention of good foster families.	Timeliness and permanency of child reunification	20,169,221	1,687	1,106,636	0	\$ 21,277,544	0	0.00	Y	Y	FO	ORS 419A and 419B	All - see program unit/activity description	POP 139 to provide continuing education for caregivers.	
		CW	Foster Care	Interstate Compacts	Interstate Compacts	The Interstate Compact for the Placement of Children (ICPC) Program processes requests for placement across state lines in the context of dependency cases and in private placements, ensuring that legal and administrative requirements are met so that children are placed in safe and appropriate permanent homes. In addition, field-based specialized ICPC workers complete home studies for Oregon families across the state who are seeking placement of their relative children from another state's foster care program.	Timely adoption, Absence of repeat maltreatment, Timeliness and permanency of child reunification	557,002	17,117	316,512	0	\$ 890,631	0	0.00	N	N	FO	ORS 419A and 419B	All - see program unit/activity description		
		CW	In-Home Safety and Reunification Services			This program provides culturally appropriate intensive, short term services to families with children who can remain safely in their homes, and to children and families who are safely reunited. ISRS provides a combination of safety and strengths-based services that lead to lasting safety changes within the family. These services are time limited and are complemented by SPRF services for families in need of longer term or more intensive services.		2,421,975	204,338	18,499,887	0	\$ 21,126,200	0	0.00	N	Y	FO	ORS 419A and 419B	All - see program unit/activity description		
		CW	Addiction & Recovery Services			Services in Washington, Clackamas and Lane counties that allow parents who have just completed residential treatment for their addiction to stabilize in their communities in settings that are alcohol and drug free and staff supported. Decreases foster care costs as children stay with their parents. Family Support Teams are a combination of contracted staff with expertise in addiction treatment and intervention and Child Welfare caseworkers responding to parents with substance use disorders. Service providers include addictions counselors and peer level supports known as 'outreach workers' housed in Child Welfare branches for immediate access by caseworkers and families.	Timely adoption, Absence of repeat maltreatment, Timeliness and permanency of child reunification. Absence of repeat maltreatment	2,630,268	159	5,700,105	0	\$ 8,330,532	0	0.00	N	Y	FO	ORS 419A and 419B	All - see program unit/activity description		
		CW	System of Care			System of Care funds support Oregon's most vulnerable children by providing local child welfare offices with the flexibility to purchase specific services to meet a family's specific needs to assure the safety, permanency and well-being of their child(ren). Services are identified and planned for through family engagement and involvement in case planning. Whenever possible, shared funding of custom-designed services is achieved through collaboration with community partners.	Absence of repeat maltreatment	8,852,815	110,191	2,855,843	0	\$ 11,818,849	0	0.00	N	Y	FO	ORS 418.015	All - see program unit/activity description		
		CW	Strengthen, Presrvng & Reunfg Families (SPRF)			The Strengthening Preserving and Reunifying Families law (ORS 418.575-418.598) allows funding for an array of services for families through collaboration between ODHS and local community partners. The Department has developed outcome-based contracts for services to specifically address the needs of children and families who come to the attention of child welfare through a screened in report of abuse or neglect. These outcome based contracts are foundational for an overall ability to report on results associated with SPRF services and funding.		20,482,127	0	0	0	\$ 20,482,127	0	0.00	Y	Y	FO	ORS 418.575	All - see program unit/activity description	POP 143 to restore lost FF due to the ending of the IV-E Waiver Program.	
		CW	Guardianship Assistance			Guardianship Assistance is intended to help prevent a child from remaining in foster care when reunification with parents and adoption are not appropriate permanency options. Guardianship assistance supports relatives assuming legal guardianship by providing financial and medical assistance until the child/young adult is 18 years of age, to guardians who are not able to meet their child's needs without assistance.	Timely adoption, Absence of repeat maltreatment, Timeliness and permanency of child reunification	16,463,935	328,115	20,208,300	0	\$ 37,000,350	0	0.00	N	N	FO	Social Security Act, Section 473; ORS 418.330; ICWA Public Law 96-272; Public Law 105-89; Social Security Act, Section 473; ICWA	All - see program unit/activity description		
		CW	Adoption Assistance			Adoption Assistance is intended to help prevent a child from remaining in foster care when they cannot be safely returned to parent(s), and provides financial and medical assistance until the child/young adult is 18 years of age, to adoptive parents who are not able to meet the child/young adult's needs without assistance.	Timely adoption, Timeliness and permanency of child reunification	81,357,331	199,903	88,782,192	0	\$ 170,339,426	0	0.00	N	N	FM		All - see program unit/activity description		

PROGRAM PRIORITIZATION FOR 2021-23

Agency Name: Oregon Department of Human Services																						
2021-23 Biennium																			Agency Number: 10000			
Agency-Wide Priorities for 2021-23 Biennium																						
1	2	3	4a	4c	4d	5	6	7	8	10	12	13	14	15	16	17	18	19	20	21	22	
Priority (ranked with highest priority first)	Agency Initials	Program or Activity Initials	Program or Activity Initials (DCR)	Sub-DCR	Program Unit/Activity Description	Identify Key Performance Measure(s)	Primary Purpose Program-Activity Code	GF	OF	FF	NL-FF	TOTAL FUNDS	Pos. FTE	New or Enhanced Program (Y/N)	Included as Reduction Option (Y/N)	Legal Req. Code (C, D, FM, FO, S)	Legal Citation	Explain What is Mandatory (for C, FM, and FO Only)	Comments on Proposed Changes to CSL included in Agency Request			
Agcy	Prgm/Div																					
			CW	Post Adoption-Services		Post Adoption Services support adoptive parents and guardians through training, specialized support, mentoring, etc.	Timely adoption, Timeliness and permanency of child reunification	12	412,399	3,067,582	1,030,591	0	\$ 4,510,572	0	0.00	N	Y	FO	ORS 419A and 419B	All - see program unit/activity description		
			SSP	Supplemental Nutrition Asst. Program	EBT SNAP	SNAP offers food assistance to low-income individuals and families to help meet their nutritional needs. Benefits to participants are 100 percent federally funded; however, the administration of the program requires a 50 percent state match. Approximately one in five Oregonians receive food assistance through SNAP. SNAP is an important and constantly growing anti-poverty program. Recent research has shown that SNAP benefits reduce the depth and severity of poverty, and have a particularly strong effect on reducing child poverty. SNAP benefits add about \$1.1 billion dollars per year to the Oregon Economy including rural Oregon. Self-Sufficiency offices across the state serve the majority of the SNAP population. Elderly persons (60 and older) plus persons with disabilities who require services are assisted by Aging and People with Disabilities (APD) Program offices and their contracted: Area Agencies on Aging, Disability Services Offices and Councils of Government.	Food stamp utilization, Food stamp accuracy	12	0	0	0	2,883,534,623	\$ 2,883,534,623	0	0.00	N	N	FM	SNAP is guided by federal legislation found in the "Farm Bill" authorized by the Agricultural Act of 2014 (P.L. 113-79, Feb. 7, 2014). Program policy is reauthorized every five years through the Farm Bill.	All - see program unit/activity description		
			SSP	Supplemental Nutrition Asst. Program	SNAP Cashout	SNAP offers food assistance to low-income individuals and families to help meet their nutritional needs. Benefits to participants are 100 percent federally funded; however, the administration of the program requires a 50 percent state match. Approximately one in five Oregonians receive food assistance through SNAP. SNAP is an important and constantly growing anti-poverty program. Recent research has shown that SNAP benefits reduce the depth and severity of poverty, and have a particularly strong effect on reducing child poverty. SNAP benefits add about \$1.1 billion dollars per year to the Oregon Economy including rural Oregon. Self-Sufficiency offices across the state serve the majority of the SNAP population. Elderly persons (60 and older) plus persons with disabilities who require services are assisted by Aging and People with Disabilities (APD) Program offices and their contracted: Area Agencies on Aging, Disability Services Offices and Councils of Government.	Food stamp utilization, Food stamp accuracy	12	0	0	0	92,333,504	\$ 92,333,504	0	0.00	N	N	FM	SNAP is guided by federal legislation found in the "Farm Bill" authorized by the Agricultural Act of 2014 (P.L. 113-79, Feb. 7, 2014). Program policy is reauthorized every five years through the Farm Bill.	All - see program unit/activity description		
			APD	Disability Determination Services Program		People with disabilities may be able to qualify for one of two federal disability programs: Social Security Disability Insurance (SSDI) or Supplemental Security Income (SSI). These programs are governed by the federal Social Security Administration (SSA). Oregon performs this work on behalf of the Social Security Administration under contract. DDS employs over 200 employees and has a budget of over \$60M.			0	0	20,828,907	0	\$ 20,828,907	0	0.00	N	N	FM	N/A			
			SSP	Supplemental Nutrition Asst. Program	SNAP Employment and Training	Oregon is federally required to offer a limited companion employment and training program. SNAP participants may be enrolled in one of the following programs: Oregon Food Stamp Employment Transition (OFSET) program and the Able-Bodied Adults Without Dependents (ABAWD) program. More comprehensive services are provided through the 50/50 employment and training program, referred to in Oregon as SNAP Training and Employment Program (STEP).	Food stamp utilization, Food stamp accuracy	12	788,045	0	11,241,573	0	\$ 12,029,618	0	0.00	N	N	FM	This program is mandated by federal legislation found in the Food and Nutrition Act of 2008, authorized by the 2008 Farm Bill.	All - see program unit/activity description		
			SSP	Supplemental Nutrition Asst. Program	SNAP Ed	SNAP Ed provides direct education services to SNAP participants in every county in Oregon. Through its Hub model, Oregon reached 371,220 participants (combination of direct education, social marketing and PSE interventions). SNAP-Ed's social marketing initiative "Food Hero" has an evidence-based website, recipes and PSE interventions that support low-income audiences in making healthy choices on a limited budget. SNAP-Ed is 100% Federal Funds.			0	0	15,329,085	0	\$ 15,329,085	0	0.00	N	N	FM	This program is mandated by federal legislation found in the Food and Nutrition Act of 2008, authorized by the 2008 Farm Bill.	All - see program unit/activity description		

PROGRAM PRIORITIZATION FOR 2021-23

Agency Name: Oregon Department of Human Services																					
2021-23 Biennium																			Agency Number: 10000		
Agency-Wide Priorities for 2021-23 Biennium																					
1	2	3	4a	4c	4d	5	6	7	8	10	12	13	14	15	16	17	18	19	20	21	22
Priority (ranked with highest priority first)	Agency Initials	Program or Activity Initials	Program or Activity Initials (DCR)	Sub-DCR	Program Unit/Activity Description	Identify Key Performance Measure(s)	Primary Purpose Program-Activity Code	GF	OF	FF	NL-FF	TOTAL FUNDS	Pos. FTE	New or Enhanced Program (Y/N)	Included as Reduction Option (Y/N)	Legal Req. Code (C, D, FM, FO, S)	Legal Citation	Explain What is Mandatory (for C, FM, and FO Only)	Comments on Proposed Changes to CSL included in Agency Request		
Agcy	Prgm/Div																				
		SSP	Supplemental Nutrition Asst. Program	SNAP Outreach 50%	SNAP Outreach to potentially eligible household who are not currently accessing SNAP benefits is part of Oregon's plan. priorities include messaging the need to complete and return necessary paperwork and retention of their Oregon Trail Cards (Oregon's EBT card). The education component of the plan also includes stretching food budgets, utilizing locally available resources and assist by educating people about reporting changes. Currently there are 15 Outreach contracted partners that work closely with local ODHS offices. This State Plan has a 50% Federal reimbursement for contractors.			0	0	1,632,546	0	\$ 1,632,546	0	0.00	N	N	FM	This program is mandated by federal legislation found in the Food and Nutrition Act of 2008, authorized by the 2008 Farm Bill.	All - see program unit/activity description		
		SSP	Food Assistance	TEFAP, CSFP, OHRF, OHTF	The Emergency Food Assistance Program (TEFAP) is a federally funded program that helps supplement the diets of low-income Americans, including elderly people, by providing them with emergency food assistance at no cost. The Oregon Food Bank is primary grantee in Oregon and works with the Oregon Food Bank network to deliver services across Oregon. The Commodity Supplemental Food Program (CSFP) provides nutritious commodities to help meet the nutritional needs of low-income elderly persons (aged 60 or older) in Oregon. Through local agencies, each participant receives a monthly package of commodities. There are currently 7 Regional Food Banks who contract with roughly 100 pantries that distribute the food boxes. The Oregon Hunger Response Fund is an allocation from the Legislature to the Oregon Food Bank to help build infrastructure and transport food to food pantries and other important efforts to support the Food Bank and Food Bank Networks. Oregon Housing and Community Services, with legislative approval, transferred the Oregon Hunger Response Fund (OHRF) to the Department of Human Services effective 10/1/2015. Oregon Hunger Task Force (OHTF) is a 28-seat task force that is directed to "serve as an advocate for hungry persons," studying the problem of hunger, making recommendations, and helping local communities implement changes. Working with partners throughout Oregon, the task force has since worked to promote community awareness, compile research, develop proposals for government action, and conduct outreach to expand participation in nutrition programs.	Food stamp utilization, Food stamp accuracy	12	4,447,280	0	2,985,769	0	\$ 7,433,049	0	0.00	N	N	FM	7 CFR Part 247 and 250; Emergency Food Assistance Act of 1983; FNS Instructions 716-3, 410-1, and 113-1; Oregon Revised Statutes 458.530; Title VI of the Civil Rights Act of 1964 (42 U.S.C. § 2000d et seq.)	All - see program unit/activity description		
		SSP	Family Support and Connections		Provides supports to prevent children in the TANF program from entering the child welfare system. Home visiting and community-based services are some of the interventions used to build on family strengths and address family functioning issues.	TANF re-entry, TANF family stability	12	298,502	0	4,222,871	0	\$ 4,521,373	0	0.00	N	N	FO	Title II of the Child Abuse Prevention and Treatment Act (CAPTA), as amended by P.L. 111-320, authorizes grant funds to be released to the states and names the program Community-Based Grants for the Prevention of Child Abuse and Neglect (CBCAN).	All - see program unit/activity description		

PROGRAM PRIORITIZATION FOR 2021-23

Agency Name: Oregon Department of Human Services																						
2021-23 Biennium																			Agency Number: 10000			
Agency-Wide Priorities for 2021-23 Biennium																						
1	2	3	4a	4c	4d	5	6	7	8	10	12	13	14	15	16	17	18	19	20	21	22	
Priority (ranked with highest priority first)	Agency Initials	Program or Activity Initials	Program or Activity Initials (DCR)	Sub-DCR	Program Unit/Activity Description	Identify Key Performance Measure(s)	Primary Purpose Program-Activity Code	GF	OF	FF	NL-FF	TOTAL FUNDS	Pos.	FTE	New or Enhanced Program (Y/N)	Included as Reduction Option (Y/N)	Legal Req. Code (C, D, FM, FO, S)	Legal Citation	Explain What is Mandatory (for C, FM, and FO Only)	Comments on Proposed Changes to CSL included in Agency Request		
Agcy	Prgm/Div																					
		SSP	Cash Assistance	TANF Basic	TANF is a collection of programs directed at improving the lives of very low-income Oregon families with children. It is a critical safety net program for families with children living in extreme poverty and helps families from a variety of diverse backgrounds to address their most basic needs. TANF provides eligible families with cash assistance, connections to support and community resources, case management, and employment and training services. Families typically use TANF funds to prevent homelessness and to help with other factors contributing to family instability. The goal of the program is to help families address barriers, gain skills and access employment opportunities to become self-sufficient.	TANF re-entry, TANF family stability	12	20,973,196	358,400	154,065,977	0	\$ 175,397,573	0	0.00	Y	Y	FO	The TANF program is authorized under Title IV-A of the Social Security Act, as amended by the Personal Responsibility and Work Opportunity Act, as amended by the Work Opportunity Reconciliation Act of 1998 (PRWORA), and the Deficit Reduction Act of 2005. State Statute chapters are 411 and 412.	All - see program unit/activity description	Pkg 70 TANF revenue shortfall		
		SSP	Cash Assistance	TANF UN	TANF is a collection of programs directed at improving the lives of very low-income Oregon families with children. It is a critical safety net program for families with children living in extreme poverty and helps families from a variety of diverse backgrounds to address their most basic needs. TANF provides eligible families with cash assistance, connections to support and community resources, case management, and employment and training services. Families typically use TANF funds to prevent homelessness and to help with other factors contributing to family instability. The goal of the program is to help families address barriers, gain skills and access employment opportunities to become self-sufficient.	TANF re-entry, TANF family stability	12	46,571,324	640	0	0	\$ 46,571,964	0	0.00	N	Y	FO	State Statutes Chapters 411 and 412.	All - see program unit/activity description			
		SSP	Cash Assistance	State Family Pre SSI/SSDI	The State Family Pre-SSI/SSDI (SFPSS) Program is designed to assist TANF-eligible individuals with disabilities obtain Social Security disability benefits through the Supplemental Security Income (SSI) and Social Security Disability Insurance (SSDI) programs. The program serves individuals who are not required to participate in the JOBS program. The program provides families with a cash grant, professional assistance with Social Security Administration (SSA) applications and appeals as well as case management services. Once a client is awarded SSI benefits, the department recovers a portion of the payments it made to the family during the application process from the client's initial SSI lump-sum payment. Most adults must meet additional requirements to receive TANF services. The JOBS program provides employment, education, skill-building and family stability services to individuals of families receiving TANF assistance. Individuals participate in JOBS to gain skills necessary to join the workforce and retain employment.	TANF re-entry, TANF family stability	12	1,487,365	1,688,072	0	0	\$ 3,175,437	0	0.00	N	Y	FO	State Statutes Chapters 411 and 412.	All - see program unit/activity description			
		SSP	JOBS Contracts/Support Services Activities	TANF Programs	The JOBS program provides employment, education, skill-building and family stability services to individuals of families receiving TANF assistance. Individuals participate in JOBS to gain skills necessary to join the workforce and retain employment.	TANF re-entry, TANF family stability	12	11,612,920	451,439	82,173,400	0	\$ 94,237,759	0	0.00	Y	N	FO	State Statutes Chapters 411 and 412.	All - see program unit/activity description	POP 122 - Emergency Housing Assistance; POP 127 - ED Attainment Support for TANF & SNAP Parents		
		I/DD	I/DD Program	Other Services (Includes Housing)	The I/DD Community Housing Program assists persons with developmental disabilities to live successfully in community housing that is affordable and safe and contributes to their independence and quality of life. I/DD Community Housing supports services to persons with developmental disabilities by overseeing the property management of homes developed for the former Fairview State Training Center residents, develops and manages funds eligible for home modification for IDD individuals, coordinating the operation of the Fairview Community Housing Trust that was established with revenue from the sale of Fairview and providing technical assistance to individuals, families, brokerages, and counties regarding housing issues faced by persons with developmental disabilities and best practices to implement solutions.	People with disabilities in community settings	12	6,426,788	3,131,348	3,324	0	\$ 9,561,460	0	0.00	N	Y	FO	42 CFR 441 s	All - see program unit/activity description	N/A		
		VR	VR - Basic Rehabilitative Services		These are basic services provided to individuals whose disabilities present a potential barrier to employment. A rehabilitation counselor conducts a comprehensive assessment to evaluate vocational potential, including diagnostic and related services necessary for the determination of eligibility for services as well as the nature and scope of services to be provided. Vocational counseling and guidance builds on this assessment and helps the client identify a vocational goal. The counselor, in partnership with the client, develops an individualized plan for employment and authorizes appropriate services in support of the plan while maintaining a counseling relationship with the client. This program has a mandated set aside for providing students with Pre-employment Transition Services as well as a set aside to serve youth with the most significant disabilities in supported employment.	Vocational rehabilitation services employment	12	16,200,512	951,836	41,793,174	0	\$ 58,945,522	0	0.00	Y	Y	FO	29 U.S.C. 796c and 29 U.S.C 796e-2	All - see program unit/activity description	POP 135 - VR Career Technical		

PROGRAM PRIORITIZATION FOR 2021-23

Agency Name: Oregon Department of Human Services																						
2021-23 Biennium																			Agency Number: 10000			
Agency-Wide Priorities for 2021-23 Biennium																						
1	2	3	4a	4c	4d	5	6	7	8	10	12	13	14	15	16	17	18	19	20	21	22	
Priority (ranked with highest priority first)	Agency Initials	Program or Activity Initials	Program or Activity Initials (DCR)	Sub-DCR	Program Unit/Activity Description	Identify Key Performance Measure(s)	Primary Purpose Program-Activity Code	GF	OF	FF	NL-FF	TOTAL FUNDS	Pos.	FTE	New or Enhanced Program (Y/N)	Included as Reduction Option (Y/N)	Legal Req. Code (C, D, FM, FO, S)	Legal Citation	Explain What is Mandatory (for C, FM, and FO Only)	Comments on Proposed Changes to CSL included in Agency Request		
Agcy	Prgm/Div																					
		VR	State Independent Living Council (SILC)		This funding supports the seven Centers for Independent Living through out the state of Oregon. Centers for Independent Living are designed to help individuals who experience disabilities achieve personal goals for independence and participation in their families and communities. The Centers for Medicare and Medicaid Services (CMS) requires ODHS to coordinate with Medicare in many areas and clients need help accessing other programs for which they are eligible. The federal Medicare program is the most common program clients need assistance with. APD determines client eligibility and submits client data to CMS for two Medicare-related programs: Medicare buy-in and Medicare Part D low-income subsidy. APD served more than 130,000 clients in these two programs over one year. These programs help low-income beneficiaries with their cost-sharing requirements. Securing this coverage also ensures Medicare remains in a "first payor" status, ultimately saving the state's Medicaid program significant money.	Vocational rehabilitation services employment	12	1,998,738	0	708,568	0	\$ 2,707,306	0	0.00	N	Y	FO	29 U.S.C. 796d	All - see program unit/activity description			
		APD	APD Program	Other Services	Services and supports provided to individuals under the Older Americans Act (OAA) provide vital assistance designed to prevent or delay entry into Medicaid-funded long-term care such as In-Home or 24-hour residential services. The OAA is a Federal law that set out a national aging network structure consisting of the U.S. Administration on Aging (AoA) now part of the Administration for Community Living, State Units on Aging (ODHS/Aging and People with Disabilities program), and Area Agencies on Aging (AAAs). The OAA authorizes funding and services through this network to serve older individuals in their homes and communities, through local entities. All individuals, aged 60 or older, regardless of income are eligible to receive services but the programs are targeted towards those in greatest social or economic need. A specific focus on how to better serve diverse populations of older adults across race/ethnicity, sexual orientation, gender, veteran status, and other intersecting categories are essential with the continually changing demographics of Oregon.		12	5,132,548	3,856,543	12,784,721	0	\$ 21,773,812	0	0.00	Y	Y	FO	ORS 410.070	All - see program unit/activity description	POP 128 - Family Caregiver & Community Support Initiative, POP 132 Deaf and Hard of Hearing Services		
		APD	APD Program	Older Americans Act	This is a state-funded program offering in-home services and related supports to individuals 60 years of age and older or people who have been diagnosed with Alzheimer's or a related dementia disorder. Approximately 5,000 Oregonians are served in this program. It represents a critical element in Oregon's strategy to prevent or delay individuals from leaving their own homes to receive services in more expensive facility-based settings, or depleting their personal assets sooner than necessary and accessing more expensive Medicaid health and long-term service benefits. The program was expanded by the 2005 Oregon Legislature to include younger adults with disabilities. In 2014 and 2015 a pilot program was funded expanding the program to adults ages 19-59 with physical disabilities. Through this pilot more than 500 individuals have been served. OPI is administered statewide by local Area Agencies on Aging (AAAs). Many areas have waiting lists due to high demand and limited program funding. Client eligibility is determined by an assessment of functional ability and natural supports related to activities of daily living. Typical services include assistance with housekeeping, bathing, grooming, health care tasks, meal preparation, caregiver respite, chore services, adult day services and transportation. The OPI program has no financial asset limitations for clients. A sliding fee scale is applied to clients with net monthly income between 100 and 200 percent of the federal poverty level (FPL) to pay toward the cost of service. A small group with income above 200 percent of FPL pays the full rate for services provided. Generally, this is because they benefit from the case management; ongoing support and monitoring, in addition to the actual purchased services.		12	3,000,828	0	34,865,201	0	\$ 37,866,029	0	0.00	N	Y	FO	ORS 410.070	All - see program unit/activity description			
		APD	APD Program	Oregon Project Independence	ERDC assists low-income families in obtaining child care so they can work and attend training or education needed to advance in their employment. The ability to go to work and not worry about child care assists parents in gaining economic stability. Parents receive a sliding subsidy amount based on income toward their child care allowing them more options in connecting to reliable, quality providers. Quality providers can help improve school readiness during the critical learning years of birth to five. The program has a higher rate of payment available for working families who need child care and have a child with special needs. Providers approved by ODHS meet a set of health and safety standards, attend training, submit to monitoring visits and pass required background checks before they can receive payment on behalf of the family. The program serves individuals and families who fled persecution in their country of origin and were legally admitted for resettlement by the United States government. Refugees and people who have been granted asylum access the program for financial, employment-related and acculturation services. The program guides refugees toward economic stability through employment as early as possible. The program serves only those persons in immigration categories approved by the Federal Office of Refugee Resettlement (ORR).	Enhanced child care	12	29,315,299	0	34,805,145	0	\$ 64,120,444	0	0.00	N	Y	S	ORS 410.410				
		SSP	Employment Related Daycare				12	67,908,091	113,927,929	363,256	0	\$ 182,199,276	0	0.00	Y	N	FO	ORS 409.010(2)©, 411.141 and 418.485	All - see program unit/activity description	POP 125 - Expand ERDC		
		SSP	Refugee Program				12	2,000,000	0	6,554,623	0	\$ 8,554,623	0	0.00	N	N	FM	ORS 411.060, 409.010(2) ©, 409.010(2)(h)	All - see program unit/activity description			

PROGRAM PRIORITIZATION FOR 2021-23

Agency Name: Oregon Department of Human Services																			Agency Number: 10000		
2021-23 Biennium																					
Agency-Wide Priorities for 2021-23 Biennium																					
1	2	3	4a	4c	4d	5	6	7	8	10	12	13	14	15	16	17	18	19	20	21	22
Priority (ranked with highest priority first)	Agency Initials	Program or Activity Initials	Program or Activity Initials (DCR)	Sub-DCR	Program Unit/Activity Description	Identify Key Performance Measure(s)	Primary Purpose Program-Activity Code	GF	OF	FF	NL-FF	TOTAL FUNDS	Pos.	FTE	New or Enhanced Program (Y/N)	Included as Reduction Option (Y/N)	Legal Req. Code (C, D, FM, FO, S)	Legal Citation	Explain What is Mandatory (for C, FM, and FO Only)	Comments on Proposed Changes to CSL included in Agency Request	
Agcy	Prgm/Div																				
		SSP	Cash Assistance	TANF Transition	Services are available to families who transition from TANF cash benefits to employment. These programs include allowing families to make more money before closing the TANF grant, a reduced copay for childcare, and three months of supportive cash benefits once the TANF has closed. These services are intended to provide a glide path for families as they transition to employment and help ease the burden of the costs related to this change.	TANF re-entry, TANF family stability	12	3,497,325	0	0	0	\$ 3,497,325	0	0.00	N	N	FO	State Statutes Chapters 411 and 412.	All - see program unit/activity description		
		SSP	Youth Services		My Future - My Choice program is an age-appropriate, medically accurate, sexual health education program. This service supports community prevention efforts to help families break the generational connection to public assistance. The program expands on the historical teen pregnancy prevention program to provide education and tools for youth to resist multiple risk-taking behaviors. ODHS partners with the Oregon Department of Education and the My Future - My Choice Advisory Committee to develop and implement the program.		12	2,664,213	0	1,397,335	0	\$ 4,061,548	0	0.00	N	N	FO	The Title V Federal Abstinence Education Program Grant	All - see program unit/activity description		
		SSP	Teen Parent Child-Care		Teen parent contracted child care services are administered through the ODHS Child Care Program. The program assists teen parents with income below 185% FPL in accessing child care to allow them to participate in an approved education program leading to graduation from high school or a general education diploma (GED) completion program. The goal of the teen parent program is to support teens in education to help this vulnerable population out of poverty. The contracts were transferred from the Early Learning Division to ODHS beginning January 1, 2018. There are currently 32 contracts in all ODHS districts except 7 and 13. The contracted child care services are paid through the Child Care Development Funds (CCDF). Due to federal funding limitations the child care program cannot pay child care services for teen parents who are eligible for TANF (teen parents must pursue TANF first).		12	0	2,708,000	0	0	\$ 2,708,000	0	0.00	N	N	FO	ORS 409.010(2)(c), 411.141 and 418.485			
		SSP	SUD Childcare		The Department of Education, Early Learning Division (ELD) supported contracts with Substance Use Disorder (SUD) treatment clinics to cover child care for parents in treatment for several years. Due to changes in the funding source, 2014 Reauthorization of the Child Care Development Block Grant, ELD was no longer able to leverage these funds to support the contracts. Department of Human Services (ODHS) worked closely with the SUD facilities, ELD, Child Welfare, and Oregon Health Authority to create the ODHS SUD child care program to allow for continued support for the SUD facilities and the families they serve. ODHS leveraged TANF Federal funding to support the contracts to cover child care needs for families in SUD treatment. The TANF funding allows ODHS to cover the cost of care for up to 4 months while the families apply for a TANF grant and work with their local ODHS worker to create a case plan that includes SUD treatment. Once a case plan is in place the child care is covered through the local ODHS JOBS support service payment budgets.		12	0	0	900,000	0	0	\$ 900,000	0	0.00	N	N	FO	45 CFR 260.31 (b) & ORS 411.117 (1) (e)		
		CW	Adoption Supports Contracted		Adoptions finalized in an Oregon court for a child who is not in the custody of the Department of Human Services. ODHS provides background checks and files petitions and provides adoption assistance for eligible private adoptions.	Timely adoption, Timeliness and permanency of child reunification	12	612,471	349,760	713,082	0	\$ 1,675,313	0	0.00	N	Y	FO	ORS 109.309	All - see program unit/activity description		
		CW	Adoption Services		Contractors provide adoption committee presentation, placement, adoption supervision and finalization services.	Timely adoption, Timeliness and permanency of child reunification	12	2,540,462	0	2,152,246	0	\$ 4,692,708	0	0.00	N	Y	FO	ORS 419A and 419B	All - see program unit/activity description		
		CW	Child Care for Foster Parents		\$375 per month per child reimbursement to foster parents when all foster parents work outside of the home.		12		7,691,257	5,078,376	0	\$ 12,769,633	0	0.00	N	N	FM	ORS 418.015			
								2,654,032,846	368,456,327	5,063,129,014	2,975,868,127	11,061,486,314	745	744.92							



Oregon

Theodore R. Kulongoski, Governor

Oregon Department of Human Services

Office of the Director

500 Summer Street NE, E-15

Salem, OR 97301-1097

(503) 945-5944

Fax: (503) 378-2897

February 1, 2021

The State CFO-Required 10% Reduction Options for the Governor's Budget



The reduction options presented in this document are not intended to reflect the policy or program recommendations of the agency. The Oregon Department of Human Services (ODHS) is acutely aware that the reduction options on this list have significant consequences for Oregonians and the communities in which they live. The agency will continue to identify opportunities for efficiencies that allow us to reduce costs and maximize resources with minimal impact to clients. Reductions not on the 10% list also taken in Governor's Budget have been added to the original 10% reduction list.

ODHS was guided by a set of priorities in making proposed reductions, however, the extent of the proposed reductions meant options also needed to be included that don't align with our priorities.

Guiding Priorities:

- For all programs, the agency looked closely at client safety and stability with the goal of preserving the infrastructure of programs and the provider systems that serve clients, maintenance of effort (MOE) issues, legal risk, cross-program impact, cost shifting, and the reduction's related loss of federal matching funds.
- ODHS will continue to evaluate the impact of repeated reductions to programs. In other words, the agency is evaluating at what point it no longer makes sense to continue programs with deep cuts and consider the elimination of some programs in order to preserve others.
- Child Welfare programs were not included in the 10% reduction requirement due to the program being a Governor's priority.
- In Intellectual and Developmental Disabilities programs, ODHS worked to prioritize the health and safety of individuals in services while balancing the impact reductions will have on providers and the direct care workforce.
- In Self Sufficiency, Intellectual and Developmental Disability and Vocational Rehabilitation programs, ODHS prioritized services and programs that help support and preserve family stability and to maintain employment outcomes for Oregonians.
- In Aging and People with Disabilities programs, ODHS prioritized keeping as much of Oregon's high-quality system in place as possible, prioritizing home and community-based services.

"Assisting People to Become Independent, Healthy and Safe"
An Equal Opportunity Employer

Agency Name (Acronym)		ODHS														
2021 - 2023 Biennium		modified CSL		\$ 4,476,440,274	\$ -	\$ 639,509,563	\$ -	\$ 6,534,524,654	\$ 1,939,345,331	\$ 13,589,819,822	9,689	9,629.66				
Detail of Reductions to 2021-23 Current Service Level Budget																
1	3	4	5	6	7	8	9	10	11	12	13	14	15			
Priority	Agency	SCR or Activity Initials	Program Unit/Activity Description	GF	LF	OF	NL-OF	FF	NL-FF	TOTAL FUNDS	Pos.	FTE	Used in Gov. Budget Yes / No	Impact of Reduction on Services, People and Outcomes	Effective Date	
	DHS	Agency	Remove pkg 31 inflation for S&S	(7,157,862)		(869,822)		(7,148,989)		\$ (15,176,673)	0	0.00	Yes	Std inflation in S& S removed.	7/1/2021	
	DHS	Agency	Additional vacancy savings	(22,527,990)		(3,745,698)		(15,650,966)		\$ (41,924,654)	0	0.00	Yes	Additional 3% vacancy savings taken across the board.	7/1/2021	
	DHS	Agency	DAS Service Reduction	(19,726,474)		(781,048)		(11,122,112)		\$ (31,629,634)	0	0.00	Yes	Reductions to DAS - will mean less services to the Agency and possible cost increase	7/1/2021	
	DHS	Agency	Attorney General Rate adjustment	(2,936,874)		(78,582)		(2,504,232)		\$ (5,519,688)	0	0.00	Yes	Reduction to account for adjustment of AG rates for 21-23		
	DHS	Agency	Microsoft 365 DAS adjustment	(4,141,290)		(157,191)		(2,363,317)		\$ (6,661,798)	0	0.00	Yes	Reductions to DAS funding for MS365 will mean possible cost increase to the Agency	7/1/2021	
	DHS	APD	Extend reduction to vacant field staff positions made in SB5723	(3,659,028)		-		(2,439,442)		\$ (6,098,470)	(32)	(32.00)	Yes	Reduces access to Medicaid Eligibility services in the field as 50% of Eligibility, Case Management and Supervisor positions that were awarded in the 19-21 budget package 805 are eliminated permanently.	7/1/2021	
	DHS	APD	FMAP Fund Shift for Qtr 1	(25,919,562)				25,919,562		\$ -	0	0.00	Yes	Assumes enhanced COVID FMAP of 6.2% through first Qtr (Sept. 2021)	7/1/2021	
	DHS	I-DD	FMAP Fund Shift for Qtr 1	(24,787,752)				24,787,752		\$ -	0	0.00	Yes	Assumes enhanced COVID FMAP of 6.2% through first Qtr (Sept. 2021)	7/1/2021	
	DHS	CW	FMAP Fund Shift for Qtr 1	(2,296,001)				2,296,001		\$ -	0	0.00	Yes	Assumes enhanced COVID FMAP of 6.2% through first Qtr (Sept. 2021)	7/1/2021	
	DHS	SSP	FMAP Fund Shift for Qtr 1	(363,256)				363,256		\$ -	0	0.00	Yes	Assumes enhanced COVID FMAP of 6.2% through first Qtr (Sept. 2021)	7/1/2021	
	DHS	I-DD	Eliminate funding for statewide CM system	(2,367,610)						\$ (2,367,610)	0	0.00	Yes	This funding was slated to allow for the implementation of a centralized information system for client plans, services, and outcomes. There is no impact to providers and individuals of the I/DD program.	7/1/2021	
	DHS	CW	Behavioral Rehab Svcs (BRS) Bed Adjustment	(190,189)		(12,429)		(165,021)		\$ (367,639)	0	0.00	Yes	This reduction reduces the Residential Treatment Services budgeted beds by 1.5 beds on an average daily basis. This reduction has a modest impact on the program's ability to serve clients with unique and specialized needs, including those at risk for Temporary Lodging, in the 21-23 biennium.	7/1/2021	
	DHS	CW	Reduce office expense by 50%	(2,709,119)		(51,837)		(558,860)		\$ (3,319,816)	0	0.00	Yes	Child Welfare case workers need equipment in order to efficiently do their jobs. By cutting this budget, this have unintended consequences to field operations and the ability to complete work efficiently and timely. The agency has made great strides over the past year to make sure case workers are supported and able to meet work load demand, equipment is an important element of this function.	7/1/2021	
	DHS	CW	Reduce Instate Travel by 50%	(2,097,289)		(19,327)		(199,721)		\$ (2,316,337)	0	0.00	Yes	Travel is an essential function of a Child Welfare case workers job, there are training needs and the ability to learn in a classroom setting. While in the short term the pandemic is limiting travel, the long term consequence will affect the ability of the Child Welfare agency to provide staff the required classroom trainings.	7/1/2021	
	DHS	VR	Eliminate positions vacant over 6 mths	(574,352)		(11,694)		(2,115,414)		\$ (2,701,460)	(13)	(13.00)	Yes	The reduction of 13 FTE will greatly impact our service delivery and possibly force the program into the Order of Selection. An Order of Selection is a process for prioritizing eligible individuals into a waitlist and delays some individuals from receiving VR services due to limitations. Invoking the Order of Selection would have a negative cascading impact in the program and for the state. VR is committed to achieving the outcomes identified in the Governor's Executive Order for Employment for People with I/DD and the Lave v. Brown settlement. And to this date we have met those expectations with our existing budget and staff. Operating a program under Order of Selection could greatly impact meeting the benchmarks of this settlement agreement and could lead to more delayed services of eligible individuals. The VR program has worked hard to maintain proper position authority and limited position vacancies	7/1/2021	
	DHS	VR	Reduce by an additional 5% OF GL 3434 Account related to Youth Transition Prog (YTP) (based off 20% of Total modified CSL GF)	(1,882,457)	-	1,882,457	-	-	-	\$ -	0	0.00	Yes	As a ONE TIME Reductions action; "Should Other Funds not be used to backfill, the proposed reduction would result in a 25% decrease in case services forcing the creation of a waitlist. 4,175 individuals would not receive services including youth served under third-party agreements with local school districts. This would jeopardize the match dollars that these agreements provide thus further reducing the program budget. Small specialized vendors who rely on the program for revenue would experience a sharp drop in income. Additionally this will impact the ability of the program to meet the required Maintenance of Effort resulting in a reduction in federal funds available and penalty fines, resulting in the program reinstating the Order of Selection. OVRs without an investment above the Current Service level is at risk of reinstating the Order of Selection, and is at risk for failure to meet the level of services set forth in Executive Orders 13-04 and 15-01 and in the settlement agreement for Lane V Brown regarding employment for persons with Intellectual and Developmental Disabilities."	7/1/2021	

Agency Name (Acronym)		ODHS														
2021 - 2023 Biennium		modified CSL		\$ 4,476,440,274	\$ -	\$ 639,509,563	\$ -	\$ 6,534,524,654	\$ 1,939,345,331	\$ 13,589,819,822	9,689	9,629.66				
Detail of Reductions to 2021-23 Current Service Level Budget																
1	3	4	5	6	7	8	9	10	11	12	13	14	15			
Priority	Agency	SCR or Activity Initials	Program Unit/Activity Description	GF	LF	OF	NL-OF	FF	NL-FF	TOTAL FUNDS	Pos.	FTE	Used in Gov. Budget Yes / No	Impact of Reduction on Services, People and Outcomes	Effective Date	
	DHS	CTL	Eliminate positions vacant over 6 mths	(561,998)		(2,250)		(98,970)		\$ (663,218)	(3)	(3.00)	Yes	One of the positions has been filled for 3 mths (in HR). The other 2 are Modernization Business Analysts. Reductions of these positions would impact the agency's ability to prioritize resources in Enterprise Modernization projects and initiatives, such as: initial stabilization support of the ONE system (which will continue to demand a higher level of support initially than it will in future operations and maintenance); data integrity/data governance; enterprise reporting; and analysis of centralizing business analysis services; as well as ongoing enterprise, integrated modernization initiatives yet to be prioritized.	7/1/2021	
	DHS	CTL	Director's Office - Reduce Professional Services	(659,029)		-		-		\$ (659,029)	0	0.00	Yes	Will impact Directors office ability to contract for necessary services, consultants and subject matter experts.	7/1/2021	
	DHS	CTL	OBIS - Reduce Professional Services	(250,000)		-		-		\$ (250,000)	0	0.00	Yes	This is a reduction of 35% of our Pro Services budget and will cause significant impacts on our professional development of resources	7/1/2021	
	DHS	CTL	OBIS - Reduce Office Expenses 75%	(620,000)		-		-		\$ (620,000)	0	0.00	Yes	This reduction in OBIS office expense budget will cause critical reductions in our ability to provide appropriate supplies, resources and Training for staff	7/1/2021	
	DHS	CTL	OBIS - Reduce Employee Training 50%	(90,000)		-		(6,300)		\$ (96,300)	0	0.00	Yes	This is half of our total Employee Training budget and will have significant impacts on quality of services provided	7/1/2021	
	DHS	CTL	OBIS - Reduce Instate Travel 50%	(50,000)		-		(42,000)		\$ (92,000)	0	0.00	Yes	This is half of our total Travel budget and will have significant impacts on our ability to travel to provide and receive support and trainings.	7/1/2021	
	DHS	CTL	OBIS - Reduce Professional Svs further	(250,000)		-		(250,000)		\$ (500,000)	0	0.00	Yes	This is a reduction of 70% of our Pro Services budget and will cause critical impacts on our professional development of resources	7/1/2021	
	DHS	CTL	Add'l vacancy savings-Aug 2020 session POS	(95,050)		(3,250)		(80,702)		\$ (179,002)	0	0.00	Yes	In order to meet this reduction HR would need to leave an HRA3 vacant for a year. If ODHS HR is unable to fill this position for a year, this will put the agency at risk by not providing support to managers in managing their workforce and reducing agency risk. Managers will have to wait longer for assistance and employees will not have a resource to help them. This will also increase the caseloads of existing HRA3's, causing stress and turnover in our Labor & Employment Teams. HRA3's also support the DHS Strategic Plan by providing the infrastructure for managers to hire, train and retain a diverse and qualified workforce which are fundamental elements related to HR in	7/1/2021	
	DHS	SAEC	ODHS share of OIS S&S reductions	(1,379,314)		(53,654)		(1,019,001)		\$ (2,451,969)	0	0.00	Yes	This reduction reflects a 10% reduction to the OHA Office of Information Services' Services & Supplies budget. This reduction could impact OIS' ability to cover Enterprise-wide contracts, such as the annual Microsoft License and other obligated contracts.	7/1/2021	
	DHS	SAEC	ODHS share of inflation elimination	(1,867,963)		(72,648)		(1,348,837)		\$ (3,289,448)	0	0.00	Yes	This reduction reflects a reduction to the OHA Office of Information Services' Services & Supplies inflation. This reduction could impact OIS' ability to cover increases to Professional Services, IT Professional Services and other obligated costs related to ODHS and OHA operations.	7/1/2021	
1	DHS	APD	Estimated Waivered Case Mgmt (WCM) savings	(10,800,000)		(2,600,000)		-		\$ (13,400,000)	0	0.00	Yes	GF reduction related to projected Savings for WCM and ME.	7/1/2021	
2	DHS	APD	Give up 50% Inflation in Community-based Care (CBC) (5.7% built in at CSL for future changes in CPC)	(10,069,030)		(321,460)		(19,120,492)		\$ (29,510,982)	0	0.00	Yes	Reducing DAS approved inflation by 50% in Community Bases Care does not reduce Legislatively Approved rates. However, it does create a risk within the 2021-23 budget where inflation would cover naturally increasing costs in service of care.	7/1/2021	
3	DHS	APD	Give up 100% Inflation in CBC (5.7% built in at CSL for future changes in CPC)	(10,069,030)		(321,460)		(19,120,492)		\$ (29,510,982)	0	0.00	Yes	Eliminating DAS approved inflation in Community Bases Care does not reduce Legislatively Approved rates. However, it does create a risk within the 2021-23 budget where inflation would cover naturally increasing costs in service of care.	7/1/2021	
4	DHS	APD	Give up 50% Inflation (5.7% built in at CSL for future changes in CPC, does not impact Home Care Worker (HCW) bargained rates) for In Home Services	(9,840,442)		(90,249)		(19,651,055)		\$ (29,581,746)	0	0.00	Yes	Reducing DAS approved inflation by 50% in In-Home services does not reduce Legislatively Approved rates. However, it does create a risk within the 2021-23 budget where inflation would cover naturally increasing costs in service of care.	7/1/2021	
5	DHS	APD	Give up 100% Inflation (5.7% built in at CSL for future changes in CPC, does not impact HCW bargained rates) for In Home Services.	(9,840,442)		(90,249)		(19,651,055)		\$ (29,581,746)	0	0.00	Yes	Eliminating DAS approved inflation in In-Home services does not reduce Legislatively Approved rates. However, it does create a risk within the 2021-23 budget where inflation would cover naturally increasing costs in service of care.	7/1/2021	
6	DHS	I-DD	Reduce Community Housing contract based on number of CIP homes (CIP homes maintenance)	(1,557,726)		(1,557,726)		-		(3,115,452)	0	0.00		Effective 7/1/2021, this program provides funding for maintenance and repairs of CIP homes. Funding is reduced based on the homes that matured off the CIP program in prior biennia.	7/1/2021	
7	DHS	I-DD	Reduce to five (5) Personal Support Worker (PSW) OT hours	(2,813,540)		-		(5,420,575)		(8,234,115)	0	0.00		Effective 9/1/21 ongoing throughout biennium. This reduction holds bargained PSWs to a limit of billing no more than 5 overtime hours per payroll week. Will require bargained.	9/1/2021	

Agency Name (Acronym)		ODHS													
2021 - 2023 Biennium		modified CSL		\$ 4,476,440,274	\$ -	\$ 639,509,563	\$ -	\$ 6,534,524,654	\$ 1,939,345,331	\$ 13,589,819,822	9,689	9,629.66			
Detail of Reductions to 2021-23 Current Service Level Budget															
1	3	4	5	6	7	8	9	10	11	12	13	14	15		
Priority	Agency	SCR or Activity Initials	Program Unit/Activity Description	GF	LF	OF	NL-OF	FF	NL-FF	TOTAL FUNDS	Pos.	FTE	Used in Gov. Budget Yes / No	Impact of Reduction on Services, People and Outcomes	Effective Date
8	DHS	I-DD	Eliminate PSW OT hours for those at the 40 hour limit	(2,622,058)	-	-	-	(5,051,665)	-	(7,673,723)	0	0.00		Effective 9/1/21 ongoing throughout biennium. This reduction holds bargained PSWs who should not be billing overtime hours by not allowing PSWs to work overtime. Will not require bargaining as it is in the current CBA.	9/1/2021
9	DHS	SSP	Employment Related Day Care (ERDC) - Reduce caseload cap from Budgeted Amount to 6829.	(30,088,800)	-	-	-	-	-	\$ (30,088,800)	0	0.00		Caseload cap is currently 8,421: this would reduce to an average of 6,829. Increase in TANF cases may make it very difficult to get at desired level. This reduction continues the elimination of child care supports for all parents with incomes under 185% of poverty, limiting those supports to only TANF families transitioning to employment; families reapplying for ERDC benefits after a break of less than two calendar months; families with a child in the filing group that is eligible for a current opening in a contracted child care slot or Early Head Start - Child Care Partnership; families that are currently eligible or have been determined eligible for TA-DVS in any preceding three months; or families currently working with Child Welfare (as part of an assessment, open case or transition) and there is an ongoing safety plan in place that states child care is required to keep the child in their home, place the child with a relative or other known adult or when transitioning the child back into the home or out of stranger foster care. This reduction will further impact the ability of parents to maintain employment, the ability of child care providers to provide care and be employed, and the quality of child care children receive. This reduction will impact family child care providers, child care centers, Early Head Start/Head Start and after-school programs and may increase the number of children left home without an appropriate provider. This would affect several providers. This reduction will reduce the amount of state expenditures that count toward its MOE obligations. ERDC is mainly funded by CCDF federal dollars through an Interagency Agreement with DHS and The Oregon Department of Education (ODE). ODE has a stake in this reduction and has expressed their concern to DHS.	10/1/2021
10	DHS	SSP	Temporary Assistance to Needy Families (TANF) - Time Limit 60 Months -Full Family Sanction (No Hardship Exemptions)	(16,506,008)	-	-	-	-	-	\$ (16,506,008)	0	0.00		This action establishes a 60 month time limit for TANF receipt for the entire family allowing no exemptions. The current Oregon time limit is 60 months and state statute allows for only the adults needs to be removed from TANF once the 60 month limitation has been reached and the family has no hardship exemption. Oregon's policy provides for the children in the home to continue to receive TANF. For families who have reached the new time-limit, the entire case would close. Some families may see an increase in SNAP benefits as cash benefits end. Ending TANF cash benefits for the entire family may result in family instability and homelessness. Families would have to rely on other community based safety net programs which have already experienced increased demand. During the biennium an average of 1,804 families are expected to be impacted. Families will also be impacted if they come from another state and the accrued time (alone or in combination with Oregon accrued time) equals to or exceeds 60 months. This action requires an amendment to ORS 412.079. * (This includes the reduction of 50% and 100% SSI Children, as they are included in the time limit reductions already, and we didn't want to double count them) This reduction will reduce the amount of state expenditures that count toward its MOE obligations.	10/1/2021
5% Subtotal				(233,367,535)	-	(8,958,117)	-	(81,762,647)	-	\$ (324,088,299)	(48)	(48.00)			
11	DHS	SSP	Admin Portion for TANF Time Limits 60 Months (18 month reduction)	(3,839,751)	-	-	-	(2,415,704)	-	\$ (6,255,455)	0	(37.13)		If we reduced the Time Limit to 60 Months, we would be losing 1,804 Cases. Calculation assumptions: Reduce TANF caseload by 3,952 cases from ongoing and case maintenance categories. Assumed 26% of clients are JOBS MANDATORY and do equal reductions to coaching and home visits category as well with approx. 2.64 clients per case.	12/31/21
12	DHS	SSP	Count 100% of children's SSI income for eligibility and benefit calculation	(1,953,727)	-	-	-	(1,229,143)	-	\$ (3,182,870)	0	0.00		This action establishes counting 100% of the SSI Child Standard Payment as income towards the TANF grant, which would make them ineligible due to the income limit. The standard payment for SSI recipients is \$783, which is more than most TANF grants. There would be a small percentage (5%) or so that would be eligible due to special circumstances and received a smaller TANF Grant. Cases closed due to over-income limit would be approximately 1207, and 64 cases with reduced payments. SSI 100% has the same impact as 50%. Therefore, there this cut is the same at 50%.	10/1/2021

Agency Name (Acronym)		ODHS														
2021 - 2023 Biennium		modified CSL		\$ 4,476,440,274	\$ -	\$ 639,509,563	\$ -	\$ 6,534,524,654	\$ 1,939,345,331	\$ 13,589,819,822	9,689	9,629.66				
Detail of Reductions to 2021-23 Current Service Level Budget																
1	3	4	5	6	7	8	9	10	11	12	13	14	15			
Priority	Agency	SCR or Activity Initials	Program Unit/Activity Description	GF	LF	OF	NL-OF	FF	NL-FF	TOTAL FUNDS	Pos.	FTE	Used in Gov. Budget Yes / No	Impact of Reduction on Services, People and Outcomes	Effective Date	
13	DHS	APD	Eliminate Sequestration to AAA's	(2,331,972)	0		0		0	\$ (2,331,972)	0	0.00		This would eliminate the sequestration funding given to AAAs to offset the effects of sequestration on Older Americans Act programs.	7/1/2021	
14	DHS	APD	Eliminate Oregon Care Partners	(4,768,127)	0		0	(2,429,000)	0	\$ (7,197,127)	0	0.00		This would eliminate the program of free training to direct care givers in Oregon.	7/1/2021	
15	DHS	APD	Eliminate funding for Options Counseling Services.	(3,530,224)	0		0	(406,477)	0	\$ (3,936,701)	0	0.00		This reduction would eliminate funding for the Area Agencies on Aging and Centers for Independent Living to provide options counseling services.	7/1/2021	
16	DHS	APD	Reduce the complex medical add-on for nursing facilities by 50% (Assumes that rates are paid at the current statutory level)	(46,477,102)			-	(70,446,425)		\$ (116,923,527)	0	0.00		This reduction would eliminate half of the 40% premium paid to nursing facilities that serve individuals with certain complex medical conditions. Taking this reduction will require a statutory change to implement.	7/1/2021	
17	DHS	I-DD	Reduce Personal Support Worker (PSW) wages by 4% for all services	(8,237,510)			-	(15,870,414)		(24,107,924)	0	0.00		This is a bargained group that will require additional bargaining to reduce provider wages. To exclude this population of providers in the reduction process would mean severe cuts to services for those individuals living in residential settings. This cut will reduce the wages of PSWs who provide vital direct care services to children and adults with IDD.	8/1/2021	
18	DHS	I-DD	Reduce Adult Foster Care (AFH) rates by 4% for foster services	(5,481,394)			-	(10,759,772)		(16,241,166)	0	0.00		This is a bargained group that will require additional bargaining to reduce provider rates. Provider rates of all other service providers are being reduced. This reduction will negatively impact AFH Providers, caregivers they hire and people who live in the homes.	10/1/2021	
19	DHS	I-DD	Reduce Day Service Activities (DSA) Rates by 4%	(770,894)			-	(1,481,841)		(2,252,735)	0	0.00		This will require CMS approval. Day Support Activities (DSA) services provide vital opportunities for people with I/DD to receive skills training targeted toward a particular goal, community engagement options, socialization, and ways to be more fully in.	10/1/2021	
20	DHS	I-DD	Reduce Employment Path Services Rate 4%	(379,863)			-	(547,651)		(927,514)	0	0.00		This reduction requires CMS notification and removal of service from all 1915c authorities. This service provides pre-employment supports to about 1,300 individuals with a goal to find competitive employment. Elimination of the support will undermine ODDS' ability to meet the mandates of the Lane v. Brown settlement agreement.	10/1/2021	
21	DHS	I-DD	Reduce all non-bargained In Home Provider Rates by 4%-	(4,196,537)			-	(8,084,376)		(12,280,913)	0	0.00		Reduce all non-bargained In Home Agency provider rates by 4%. This would be an across the board reduction of non-bargained rates for all DD in home services. The reduction will negatively impact provider agencies, Direct Support Professionals and people who receive these vital services.	8/1/2021	
22	DHS	I-DD	Closure of Stabilization and Crisis Unit (SACU) - Elliot 1 & 2	(1,743,240)			-	(3,382,406)		(5,125,646)	(28)	(28.00)		Closure of Elliot homes would involve negotiations with Oregon Nurses Association (ONA) and AFSCME. These homes serve individuals with complex medical needs. During 2019 Session ODDS presented a report on potential closures of these homes and discussed potential closure with the unions, staff, individuals served in the homes and their families. There are currently 9 residents (total of 10 beds) in these homes served by total of 27 staff. Individuals remaining in these homes would be offered choice and transitioned of other settings operated by private provider agencies.	3/1/2023	
23	DHS	I-DD	Reduce all residential services (group and foster homes) for non bargained providers by 4%	(13,196,712)			-	(25,420,198)		(38,616,910)	0	0.00		Reduce all non-bargained residential provider rates by 4%. This would be an across the board reduction of non-bargained rates for all DD residential service providers who provide services both children and adults, This will negatively impact provider agencies, Direct Support Professionals and people served.	8/1/2021	
24	DHS	I-DD	Reduce Small Group and Job Coaching Employment rates by 4%	(904,146)			-	(1,303,511)		(2,207,657)	0	0.00		These critical Employment Services support people to gain skills to get competitive, integrated jobs in the community. This rate reduction will negatively impact provider agencies, Employment Specialist staff and people who receive this service.	10/1/2021	
25	DHS	SSP	Adult Count 50% of SSI Income for TANF Eligibility (Adults Only)	(3,837,272)	-	-	-	(2,414,201)	-	\$ (6,251,473)	0	(37.84)		This action establishes counting 50% of the SSI Adult's SSI Payment as income towards the TANF grant, which could make them ineligible due to the TANF income limit. 50% of the standard payment for SSI recipients is \$392 which is more than the TANF payment standard for most SSI adult situations with two or fewer children. There could be a small percentage (5%) or so that would be eligible due to special circumstances. Estimated cases closed due to being over the income limit would be 1,826, and approximately 96 cases would be reduced to a lower TANF grant amount.	10/1/2021	
26	DHS	APD	Eliminate Oregon Project Independence (OPI) for people with disabilities.	(6,000,000)			-	-		\$ (6,000,000)	0	0.00		We estimate that approximately 1,000 of the over 2,100 individuals currently being served per month by the traditional OPI program will	7/1/2021	
27	DHS	APD	Reduce In Home Agency rates by 2.5%	(1,171,671)			-	(2,299,847)	0	\$ (3,471,518)	0	0.00		Reducing In Home Agency rates may result in decreased access for Medicaid consumers. Medicaid rates are already substantially below rates facilities may secure from private pay consumers.	7/1/2021	

Agency Name (Acronym)		ODHS													
2021 - 2023 Biennium		modified CSL		\$ 4,476,440,274	\$ -	\$ 639,509,563	\$ -	\$ 6,534,524,654	\$ 1,939,345,331	\$ 13,589,819,822	9,689	9,629.66			
Detail of Reductions to 2021-23 Current Service Level Budget															
1	3	4	5	6	7	8	9	10	11	12	13	14	15		
Priority	Agency	SCR or Activity Initials	Program Unit/Activity Description	GF	LF	OF	NL-OF	FF	NL-FF	TOTAL FUNDS	Pos.	FTE	Used in Gov. Budget Yes / No	Impact of Reduction on Services, People and Outcomes	Effective Date
28	DHS	APD	Reduce CBC rates by 2.5%, AFH excluded, priced separately	(8,902,117)		-		(16,684,412)	0	\$ (25,586,529)	0	0.00		Reducing CBC rates may result in decreased access for Medicaid consumers. Medicaid rates are already substantially below rates facilities may secure from private pay consumers.	7/1/2021
29	DHS	APD	Reduce Adult Foster Care bargained rates by 2.5%	(1,930,476)		-		(3,874,954)	0	\$ (5,805,430)	0	0.00		Reducing Adult Foster Care rates may result in decreased access for Medicaid consumers. Medicaid rates are already substantially below rates facilities may secure from private pay consumers.	7/1/2021
30	DHS	APD	Reduce OPI by \$10M. (\$16M Total)	(10,000,000)	-	-	-	-	-	\$ (10,000,000)	0	0.00		We estimate that approximately 1,000 of the over 2,100 individuals	7/1/2021
31	DHS	I-DD	Reduce Brokerage and CDDP Equity by 4% (91% equity)	(6,793,707)		-		(7,735,457)		(14,529,164)	0	0.00		Effective 7/1/2021 Reduces the operating funding to CDDPs and Brokerages by another 4%. This will negatively impact case management services, abuse investigations and AFH licencing. It will reduce the ability of people with IDD to access these important services in a timely manner.	10/1/2021
32	DHS	VR	Reduce by 5% OF GL 3434 Account related to YTP (based off 5% of Total modified CSL GF)	(1,882,457)	-	1,882,457	-	-	-	\$ -	0	0.00	Yes	As a ONE TIME Reductions action; "Should Other Funds not be used to backfill, the proposed reduction would result in a 25% decrease in case services forcing the creation of a waitlist. 4,175 individuals would not receive services including youth served under third-party agreements with local school districts. This would jeopardize the match dollars that these agreements provide thus further reducing the program budget. Small specialized vendors who rely on the program for revenue would experience a sharp drop in income. Additionally this will impact the ability of the program to meet the required Maintenance of Effort resulting in a reduction in federal funds available and penalty fines, resulting in the program reinstating the Order of Selection. OVRs without an investment above the Current Service level is at risk of reinstating the Order of Selection, and is at risk for failure to meet the level of services set forth in Executive Orders 13-04 and 15-01 and in the settlement agreement for Lane V Brown regarding employment for persons with Intellectual and Developmental Disabilities."	
33	DHS	VR	Reduce by an additional 5% OF GL 3434 Account related to YTP (based off 10% of Total modified CSL GF)	(1,882,457)	-	1,882,457	-	-	-	\$ -	0	0.00	Yes	As a ONE TIME Reductions action; "Should Other Funds not be used to backfill, the proposed reduction would result in a 25% decrease in case services forcing the creation of a waitlist. 4,175 individuals would not receive services including youth served under third-party agreements with local school districts. This would jeopardize the match dollars that these agreements provide thus further reducing the program budget. Small specialized vendors who rely on the program for revenue would experience a sharp drop in income. Additionally this will impact the ability of the program to meet the required Maintenance of Effort resulting in a reduction in federal funds available and penalty fines, resulting in the program reinstating the Order of Selection. OVRs without an investment above the Current Service level is at risk of reinstating the Order of Selection, and is at risk for failure to meet the level of services set forth in Executive Orders 13-04 and 15-01 and in the settlement agreement for Lane V Brown regarding employment for persons with Intellectual and Developmental Disabilities."	
34	DHS	I-DD	Reduce Host Homes CL by 30	(1,720,229)		-		(3,376,747)		(5,096,976)	0	0.00		Eliminate the funding for 30 Host Home beds allocated during the 2019 Legislative Session. ODDS was granted funding to start the new Host Home service for children with significant needs who can not be safely served in their family or foster home, but do not require Group Home level of care.	7/1/2021
35	DHS	I-DD	Reduce Adult Foster Care rates by additional 4% for foster services	(5,481,395)		-		(10,759,774)		(16,241,169)	0	0.00		This is a bargained group that will require additional bargaining to reduce provider rates. With the reduction in line 18, this results in an 8% total reduction. Provider rates of all other service providers are being reduced. This reduction will negatively impact AFH Providers, caregivers they hire and people who live in the homes.	10/1/2021
36	DHS	SSP	TANF - Time Limit 48 Months - Removing Adult Only			-		(623,630)		\$ (623,630)	0	0.00		This action would remove the Adult only on the case which would put the child in a TANF no-adult pay standard table, which would lower their grant, the caseload wouldn't be affected. There is very little GF left in program and it is needed for MOE. This would free up TANF FF. This reduction is taken to achieve GF savings in the eligibility and case management side.	10/1/2021

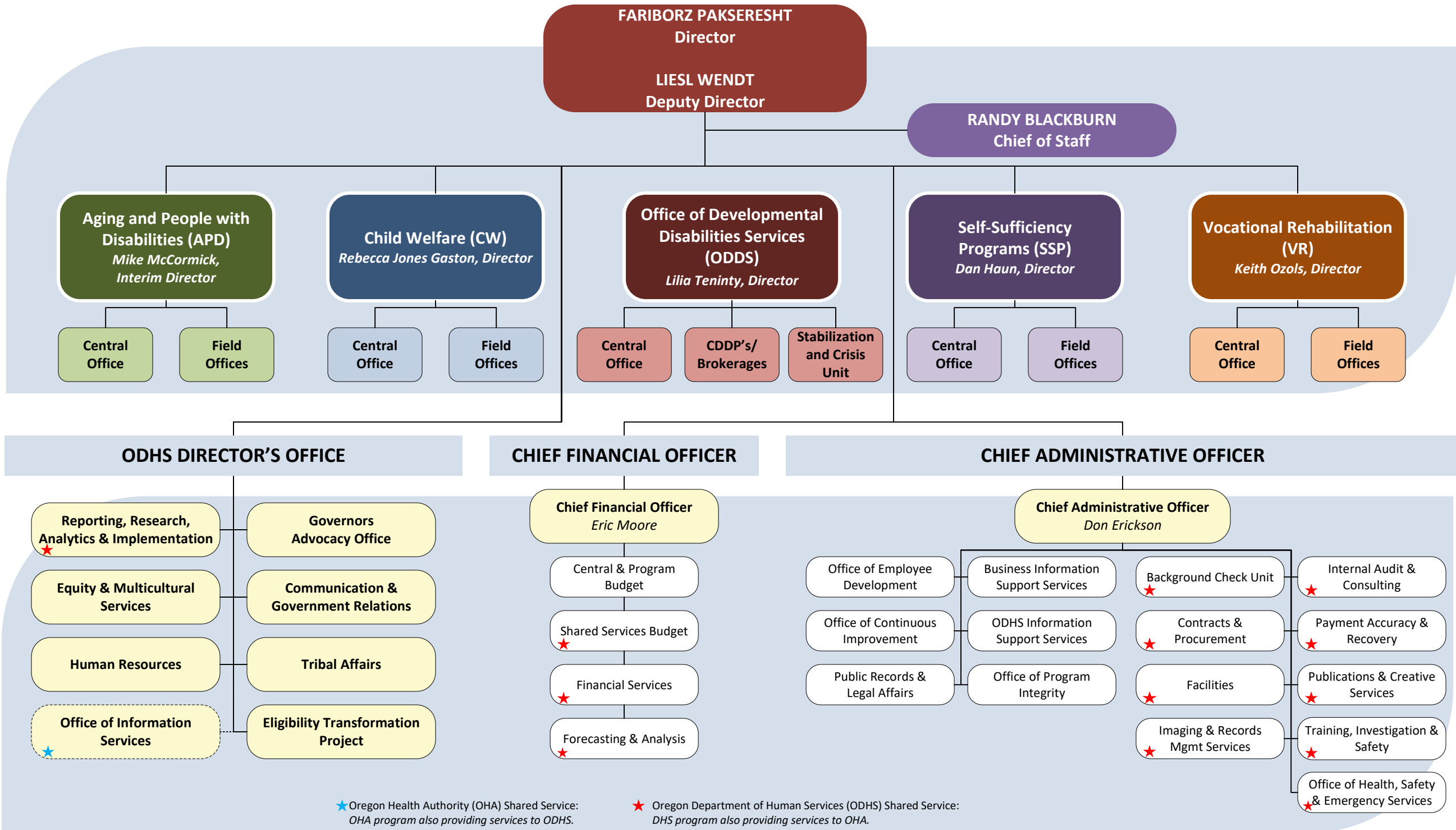
Agency Name (Acronym)		ODHS													
2021 - 2023 Biennium		modified CSL		\$ 4,476,440,274	\$ -	\$ 639,509,563	\$ -	\$ 6,534,524,654	\$ 1,939,345,331	\$ 13,589,819,822	9,689	9,629.66			
Detail of Reductions to 2021-23 Current Service Level Budget															
1	3	4	5	6	7	8	9	10	11	12	13	14	15		
Priority	Agency	SCR or Activity Initials	Program Unit/Activity Description	GF	LF	OF	NL-OF	FF	NL-FF	TOTAL FUNDS	Pos.	FTE	Used in Gov. Budget Yes / No	Impact of Reduction on Services, People and Outcomes	Effective Date
37	DHS	SSP	TANF - Time Limit 48 Months -Full Family Sanction (No Hardship Exemptions) This is additional of the 60 month	-	-	-	-	(5,333,165)	-	\$ (5,333,165)	0	0.00		This action establishes a 60 month time limit for TANF receipt for the entire family allowing no exemptions. The current Oregon time limit is 48 months and state statute allows for only the adults needs to be removed from TANF once the 48 month limitation has been reached and the family has no hardship exemption. Oregon's policy provides for the children in the home to continue to receive TANF. For families who have reached the new time-limit, the entire case would close. Some families may see an increase in SNAP benefits as cash benefits end. Ending TANF cash benefits for the entire family may result in family instability and homelessness. Families would have to rely on other community based safety net programs which have already experienced increased demand. During the biennium an average of 6,611 families per month are expected to be impacted. Families will also be impacted if they come from another state and the accrued time (alone or in combination with Oregon accrued time) equals to or exceeds 48 months. This action requires an amendment to ORS 412.079. There is very little GF in program and it is needed for MOE. This would free up TANF FF. This reduction is taken to achieve GF savings in the eligibility and case management side.	10/1/2021
38	DHS	SSP	Admin Portion for TANF Time Limits 48 Months (18 month reduction)	(7,264,938)	-	-	-	(4,570,130)	-	\$ (11,835,068)	0	(67.38)		If we reduced the Time Limit to 48 Months, we would be losing 1,624 Cases. Calculation assumptions: Reduce TANF caseload by 3,952 cases from ongoing and case maintenance categories. Assumed 26% of clients are JOBS MANDATORY and do equal reductions to coaching and home visits category as well with approx. 2.64 clients per case. PHASE OUT 18 Mos, positions phase out in 2021-23. This reduction will reduce the amount of state expenditures that count toward its MOE obligations.	12/31/21
39	DHS	VR	Reduce by an additional 5% OF GL 3434 Account related to YTP (based off 15% of Total modified CSL GF)	(1,882,457)	-	1,882,457	-	-	-	\$ -	0	0.00	Yes	As a ONE TIME Reductions action; "Should Other Funds not be used to backfill, the proposed reduction would result in a 25% decrease in case services forcing the creation of a waitlist. 4,175 individuals would not receive services including youth served under third-party agreements with local school districts. This would jeopardize the match dollars that these agreements provide thus further reducing the program budget. Small specialized vendors who rely on the program for revenue would experience a sharp drop in income. Additionally this will impact the ability of the program to meet the required Maintenance of Effort resulting in a reduction in federal funds available and penalty fines, resulting in the program reinstating the Order of Selection. OVRs without an investment above the Current Service level is at risk of reinstating the Order of Selection, and is at risk for failure to meet the level of services set forth in Executive Orders 13-04 and 15-01 and in the settlement agreement for Lane V Brown regarding employment for persons with Intellectual and Developmental Disabilities."	
40	DHS	APD	Eliminate Adult Day Services	(825,680)	-	(9,000)	-	(1,638,447)	-	\$ (2,473,127)	0	0.00		This reduction would eliminate Medicaid funding for Adult Day Services in Oregon.	7/1/2021
41	DHS	APD	Reduce CBC rates by an additional 2.5% (5% total), AFH excluded, priced separately	(8,902,117)	-	-	-	(16,684,412)	-	\$ (25,586,529)	0	0.00		Reducing CBC rates may result in decreased access for Medicaid consumers. Medicaid rates are already substantially below rates facilities may secure from private pay consumers.	7/1/2021
42	DHS	APD	Reduce In Home Agency rates by another 2.5% (5% total)	(1,171,671)	-	-	-	(2,299,847)	-	\$ (3,471,518)	0	0.00		Reducing In Home Agency rates may result in decreased access for Medicaid consumers. Medicaid rates are already substantially below rates facilities may secure from private pay consumers.	7/1/2021
43	DHS	APD	Reduce Adult Foster Care bargained rates by another 2.5%, (5% total)	(1,930,476)	-	-	-	(3,874,954)	-	\$ (5,805,430)	0	0.00		Reducing Adult Foster Care rates may result in decreased access for Medicaid consumers. Medicaid rates are already substantially below rates facilities may secure from private pay consumers.	7/1/2021
44	DHS	APD	Eliminates the complex medical add-on for nursing facilities from 20% above the basic rate, to the same as the basic rate. (Assumes that rates are paid at the current statutory level)	(46,477,102)	-	-	-	(70,446,425)	-	\$ (116,923,527)	0	0.00		This reduction would eliminate the 40% premium paid to nursing facilities that serve individuals with certain complex medical conditions. Taking this reduction will require a statutory change to implement.	7/1/2021
10% Subtotal				(449,234,956)	-	(3,319,746)	-	(378,155,967)	-	\$ (830,710,669)	(76)	(218.35)			

Agency Name (Acronym)		ODHS														
2021 - 2023 Biennium		modified CSL		\$ 4,476,440,274	\$ -	\$ 639,509,563	\$ -	\$ 6,534,524,654	\$ 1,939,345,331	\$ 13,589,819,822	9,689	9,629.66				
Detail of Reductions to 2021-23 Current Service Level Budget																
1	3	4	5	6	7	8	9	10	11	12	13	14	15			
Priority	Agency	SCR or Activity Initials	Program Unit/Activity Description	GF	LF	OF	NL-OF	FF	NL-FF	TOTAL FUNDS	Pos.	FTE	Used in Gov. Budget Yes / No	Impact of Reduction on Services, People and Outcomes	Effective Date	
45	DHS	SSP	ERDC - Provider Incentive Payments (100% Reduction)	(3,755,335)	-	-	-	-	-	\$ (3,755,335)	0	0.00		Eliminating the provider incentive payment for 3, 4, 5 star providers would limit the number of providers who chose to become star rated. Children benefit from quality child care situations, especially during the critical years of brain development, birth to 5 years old. Star rated providers must meet additional training requirements in several areas including child development to reach a star rating. Data through Western Oregon Teaching institute showed an increase in provider interested in achieving a star rating due the incentive payments available when providing child care to a subsidy child full time.	10/1/2021	
46	DHS	SSP	ERDC - Second reduction to caseload cap from 6829-500 additional cases to 6329	(9,450,000)	-	-	-	-	-	\$ (9,450,000)				Caseload cap is currently 6,829 after the first reduction. This would reduce to an average of 6,329. Increase in TANF cases may make it very difficult to get at desired level. This reduction continues the elimination of child care supports for all parents with incomes under 185% of poverty, limiting those supports to only TANF families transitioning to employment; families reapplying for ERDC benefits after a break of less than two calendar months; families with a child in the filing group that is eligible for a current opening in a contracted child care slot or Early Head Start – Child Care Partnership; families that are currently eligible or have been determined eligible for TA-DVS in any preceding three months; or families currently working with Child Welfare (as part of an assessment, open case or transition) and there is an ongoing safety plan in place that states child care is required to keep the child in their home, place the child with a relative or other known adult or when transitioning the child back into the home or out of stranger foster care. This reduction will further impact the ability of parents to maintain employment, the ability of child care providers to provide care and be employed, and the quality of child care children receive. This reduction will impact family child care providers, child care centers, Early Head Start/Head Start and after-school programs and may increase the number of children left home without an appropriate provider. This would affect 1,590 providers. This reduction will reduce the amount of state expenditures that count toward its MOE obligations. ERDC is mainly funded by CCDF federal dollars through an Interagency Agreement with DHS and The Oregon Department of Education (ODE). ODE has a stake in this reduction and has expressed their concern to DHS.	10/1/2021	
47	DHS	APD	Eliminate Services for Individuals with Service Priority Levels (SPL's) of 13 or higher	(14,433,306)		(2,936,754)		(30,642,928)		\$ (48,012,988)	0	0.00		We estimate that 717 fewer individuals will receive services through APD if this reduction is taken. Taking any SPL reduction would impact all other reductions.	1/1/2022	
48	DHS	APD	Reduce Nursing Facility Rates to the 60th Percentile from the statutory rate (unaudited adjusted rates as of July 2021).	(615,885)		(115,032)		(1,186,273)		\$ (1,917,190)	0	0.00		This would require a statutory change. No impact on consumers or access is anticipated with this reduction. Nursing facilities could likely absorb this without much consequence.	7/1/2021	
49	DHS	APD	Eliminate Services for Individuals with SPL's of 12	(902,082)		(183,547)		(1,915,183)		\$ (3,000,812)	0	0.00		We estimate that an additional 45 fewer individuals will receive services through APD if this reduction is taken. Taking any SPL reduction would impact all other reductions.	1/1/2022	
50	DHS	APD	Eliminate Services for Individuals with SPL's of 11	(11,139,659)		(2,266,593)		(23,650,283)		\$ (37,056,535)	0	0.00		We estimate that an additional 553 fewer individuals will receive services through APD if this reduction is taken. Taking any SPL reduction would impact all other reductions.	1/1/2022	
51	DHS	APD	Reduce Nursing Facility Rates to the 55th Percentile from 60th Percentile (unaudited adjusted rates as of July 21)	(4,660,513)		(1,007,035)		(9,199,167)		\$ (14,866,715)	0	0.00		This would require a statutory change. No impact on consumers or access is anticipated with this reduction. Nursing facilities could likely absorb this without much consequence.	7/1/2021	
52	DHS	I-DD	Eliminate ability to disregard parental income	(7,554,507)		-		(15,550,328)		\$ (23,104,835)	3	1.50		Eliminate the ability to disregard parental income for children with IDD under age 18 who live with family. This could impact numbers above. Pricing includes the cost of 3 OPA3s for a 12 month period. Under this reduction, children that require parental income disregard to meet Medicaid financial eligibility requirements will lose Medicaid eligibility and Medicaid funded services. This reduction will require CMS notification and may have ADA/Olmstead legal implications. ODDS estimates 1,070 children are estimated to lose eligibility due to this change during 21-23 biennium.	4/1/2022	

Agency Name (Acronym)		ODHS														
2021 - 2023 Biennium		modified CSL		\$ 4,476,440,274	\$ -	\$ 639,509,563	\$ -	\$ 6,534,524,654	\$ 1,939,345,331	\$ 13,589,819,822	9,689	9,629.66				
Detail of Reductions to 2021-23 Current Service Level Budget																
1	3	4	5	6	7	8	9	10	11	12	13	14	15			
Priority	Agency	SCR or Activity Initials	Program Unit/Activity Description	GF	LF	OF	NL-OF	FF	NL-FF	TOTAL FUNDS	Pos.	FTE	Used in Gov. Budget Yes / No	Impact of Reduction on Services, People and Outcomes	Effective Date	
53	DHS	APD	Reduce Nursing Facility Rates to the 50th Percentile from the 55th Percentile (unaudited adjusted rates as of July 21)	(1,834,478)		(204,666)		(3,289,163)		\$ (5,328,307)	0	0.00		This would require a statutory change. No impact on consumers or access is anticipated with this reduction.	7/1/2021	
54	DHS	APD	Hold nursing facility rates flat at the rate being reimbursed at 6/30/21. (\$340.00 as of 7/16/20)	(9,154,296)		(1,703,113)		(17,527,806)		\$ (28,385,215)	0	0.00		This would require a statutory change. No impact on consumers or access is anticipated with this reduction. Nursing facilities could likely absorb this without much consequence. (If a Percentile change reduction or Complex reduction is taken along with this reduction, this reduction would need to be repriced. Priced at approved Basic & percentile)	7/1/2021	
55	DHS	APD	Reduce CBC rates by an additional 2.5%, AFH excluded, priced separately, (7.5% total)	(8,902,117)		-		(16,684,412)		\$ (25,586,529)	0	0.00		Reducing CBC rates may result in decreased access for Medicaid consumers. Medicaid rates are already substantially below rates facilities may secure from private pay consumers.	7/1/2021	
56	DHS	SSP	Eliminate the TANF UN program	(39,699,669)	-	-	-	-	-	\$ (39,699,669)	0	0.00		This action eliminates the TANF UN program beginning 10/21 which is estimated to impact 2,264, cases monthly. This estimate assumes approx. 10% of the cases transition to the TANF BASIC program due to one parent leaving the family.	10/1/2021	
57	DHS	SSP	Eliminate the Administrative portion associated with TANF UN program	(6,590,230)	-	-	-	(4,146,056)	-	\$ (10,736,286)	0	(70.40)		This action eliminates the TANF UN program beginning 10/1/21 which is estimated to impact 2,552 cases monthly. This estimate assumes approx. 10% of the cases transition to the TANF BASIC program due to one parent leaving the family. Phased out in 2021-23	12/31/21	
58	DHS	Agency	forego Other Funds			(65,000,000)								Will require backfill of GF to retain programs		
59	DHS	Agency	forego federal funds					(120,000,000)						Will require backfill of GF to retain programs		
TOTAL				(567,927,033)	-	(76,736,486)	-	(621,947,566)	-	(1,081,611,085)	(73)	(287.25)				

OREGON DEPARTMENT OF HUMAN SERVICES (ODHS)

LAST UPDATED 08/26/2020



★ Oregon Health Authority (OHA) Shared Service: OHA program also providing services to ODHS.

★ Oregon Department of Human Services (ODHS) Shared Service: DHS program also providing services to OHA.

**DEPARTMENT OF HUMAN SERVICES
2019-21 Legislatively Approved Budget
Budget Structure**

Department of Human Services

9,432 Pos / 9,330.24 FTE

**Central Services, Shared Services,
State Assessments & Enterprise-wide Costs**

950 Pos / 928.12 FTE

VR Basic Rehabilitative Services

261 Pos / 260.04 FTE

Self Sufficiency

2,469 Pos / 2,483.85 FTE

Aging and People with Disabilities

1,546 Pos / 1,505.74 FTE

Child Welfare

3,289 Pos / 3,236.19 FTE

Intellectual & Developmental Disabilities

917 Pos / 916.30 FTE

**DEPARTMENT OF HUMAN SERVICES
2021-23 Governor's Budget
Budget Structure**

Department of Human Services

9,898 Pos / 9,819.55 FTE

**Central Services, Shared Services,
State Assessments & Enterprise-wide Costs**

1,042 Pos / 1,029.74 FTE

VR Basic Rehabilitative Services

249 Pos / 248.04 FTE

Self Sufficiency

2,600 Pos / 2,596.89 FTE

Aging and People with Disabilities

1,692 Pos / 1,683.43 FTE

Child Welfare

3,398 Pos / 3,345.28 FTE

Intellectual & Developmental Disabilities

917 Pos / 916.17 FTE

**Agencywide Program Unit Summary
2021-23 Biennium**

Version: Y - 01 - Governor's Budget

Summary Cross Reference Number	Cross Reference Description	2017-19 Actuals	2019-21 Leg Adopted Budget	2019-21 Leg Approved Budget	2021-23 Agency Request Budget	2021-23 Governor's Budget	2021-23 Leg. Adopted Budget
010-40-00-00000	DHS Central Services						
	General Fund	35,651,846	49,192,572	49,192,572	139,976,756	108,479,079	-
	Other Funds	24,161,709	44,907,776	44,907,776	2,553,640	2,802,883	-
	Federal Funds	128,955,356	180,890,447	180,890,447	177,451,702	111,119,774	-
	All Funds	188,768,911	274,990,795	274,990,795	319,982,098	222,401,736	-
010-45-00-00000	DHS Shared Services						
	Other Funds	135,159,522	147,436,690	147,436,690	182,059,978	157,008,515	-
010-50-00-00000	State Assessments and Enterprise-wide Costs						
	General Fund	242,177,678	284,657,702	284,657,702	378,213,275	331,356,881	-
	Other Funds	12,110,067	39,622,034	39,622,034	44,334,857	50,031,955	-
	Federal Funds	158,098,919	199,357,891	199,357,891	247,231,321	221,806,932	-
	All Funds	412,386,664	523,637,627	523,637,627	669,779,453	603,195,768	-
060-01-00-00000	Self Sufficiency - Program						
	General Fund	398,721,267	448,736,284	448,736,284	504,491,311	480,502,270	-
	Other Funds	113,016,775	120,449,792	120,449,792	119,814,326	119,875,381	-
	Federal Funds	2,282,641,376	2,541,567,129	2,541,567,129	2,530,849,248	3,554,704,971	-
	All Funds	2,794,379,418	3,110,753,205	3,110,753,205	3,155,154,885	4,155,082,622	-
060-02-00-00000	Safety						
	General Fund	22,496,210	12,703,678	12,703,678	-	-	-
	Other Funds	4,537,514	4,500,440	4,500,440	-	-	-

Agencywide Program Unit Summary
2021-23 Biennium

Version: Y - 01 - Governor's Budget

Summary Cross Reference Number	Cross Reference Description	2017-19 Actuals	2019-21 Leg Adopted Budget	2019-21 Leg Approved Budget	2021-23 Agency Request Budget	2021-23 Governor's Budget	2021-23 Leg. Adopted Budget
060-02-00-00000	Safety						
	Federal Funds	38,374,448	28,767,586	28,767,586	-	-	-
	All Funds	65,408,172	45,971,704	45,971,704	-	-	-
060-03-00-00000	Well Being						
	General Fund	137,080,436	197,700,921	197,700,921	-	-	-
	Other Funds	11,815,451	28,007,546	28,007,546	-	-	-
	Federal Funds	113,131,763	169,895,611	169,895,611	-	-	-
	All Funds	262,027,650	395,604,078	395,604,078	-	-	-
060-04-00-00000	Permanency						
	General Fund	83,737,442	88,227,913	88,227,913	-	-	-
	Other Funds	1,996,364	4,125,045	4,125,045	-	-	-
	Federal Funds	86,716,523	89,740,443	89,740,443	-	-	-
	All Funds	172,450,329	182,093,401	182,093,401	-	-	-
060-06-00-00000	Child Welfare Program Delivery and Design						
	General Fund	352,835,725	476,898,536	476,898,536	69	-	-
	Other Funds	1,236,975	2,364,456	2,364,456	4	-	-
	Federal Funds	236,029,948	249,584,702	249,584,702	69	-	-
	All Funds	590,102,648	728,847,694	728,847,694	142	-	-
060-07-00-00000	VR - Basic Rehabilitative Services						
	General Fund	30,972,797	35,576,784	35,576,784	38,819,857	29,187,767	-

Agencywide Program Unit Summary
2021-23 Biennium

Version: Y - 01 - Governor's Budget

Summary Cross Reference Number	Cross Reference Description	2017-19 Actuals	2019-21 Leg Adopted Budget	2019-21 Leg Approved Budget	2021-23 Agency Request Budget	2021-23 Governor's Budget	2021-23 Leg. Adopted Budget
060-07-00-00000	VR - Basic Rehabilitative Services						
	Other Funds	885,067	3,012,926	3,012,926	3,085,205	10,574,496	-
	Federal Funds	91,197,096	83,842,517	83,842,517	87,938,678	81,447,687	-
	All Funds	123,054,960	122,432,227	122,432,227	129,843,740	121,209,950	-
060-08-00-00000	Aging and People with Disabilities APD						
	General Fund	1,003,008,085	1,207,013,810	1,207,013,810	1,475,684,272	1,413,041,541	-
	Other Funds	207,265,917	250,840,663	250,840,663	238,977,046	267,382,496	-
	Federal Funds	2,118,092,505	2,488,511,056	2,488,511,056	2,744,328,788	2,664,518,069	-
	All Funds	3,328,366,507	3,946,365,529	3,946,365,529	4,458,990,106	4,344,942,106	-
060-09-00-00000	Intellectual & Devlpmnt'l Disabilities - I/DD						
	General Fund	877,978,674	1,054,370,325	1,054,370,325	1,339,200,419	1,244,534,205	-
	Other Funds	27,550,460	28,647,741	28,647,741	30,116,238	30,133,392	-
	Federal Funds	1,840,782,888	2,001,975,798	2,001,975,798	2,445,611,892	2,314,588,403	-
	All Funds	2,746,312,022	3,084,993,864	3,084,993,864	3,814,928,549	3,589,256,000	-
060-10-00-00000	Child Welfare Programs						
	General Fund	-	-	-	912,542,931	889,934,481	-
	Other Funds	-	-	-	31,330,022	31,561,699	-
	Federal Funds	-	-	-	555,141,082	552,406,853	-
	All Funds	-	-	-	1,499,014,035	1,473,903,033	-

Summary Cross Reference Number	Cross Reference Description	2017-19 Actuals	2019-21 Leg Adopted Budget	2019-21 Leg Approved Budget	2021-23 Agency Request Budget	2021-23 Governor's Budget	2021-23 Leg. Adopted Budget
--------------------------------------	-----------------------------	--------------------	----------------------------------	-----------------------------------	--	---------------------------------	-----------------------------------

TOTAL AGENCY

General Fund	3,184,660,160	3,855,078,525	3,855,078,525	4,788,928,890	4,497,036,224	-
Other Funds	539,735,821	673,915,109	673,915,109	652,271,316	669,370,817	-
Federal Funds	7,094,020,822	8,034,133,180	8,034,133,180	8,788,552,780	9,500,592,689	-
All Funds	10,818,416,803	12,563,126,814	12,563,126,814	14,229,752,986	14,666,999,730	-

Oregon Department of Human Services

21-23 Estimated CSL

Revenue Narrative

Forecast methods and assumptions

Revenues for the Oregon Department of Human Services comes from funding sources classified as the state General Fund, Other Funds and Federal Funds. Three major methodologies are used to project revenues for the department:

- The category of expenditures based on estimated Average Daily Populations (ADP) and Cost per Case (CPC) is primarily used for federal entitlement grants.
- Grant cycles and where they fall within the biennium are considered for block grants. Assumptions based on the results of prior grant averaging and the anticipated effect of the federal budget process both are used to project the amount of funds that will be received.
- The historical receipt trends method is used for Other Funds sources such as collections of overpayments and fees unless the agency has additional information, such as anticipated special projects that would increase revenue or a temporary need for additional staff that will change the projections for a specific time period.

ODHS projects revenue based on assumptions that take into account:

- Essential packages that adjust the existing base budget to the 2021-2023 Current Service Level Budget (CSL). Essential packages include phasing program changes in or out, one-time costs, Department of Administrative Services inflation factor, mandated caseload changes, and any needed fund shifts;
- Applicable federal funding limits and requirements, including the availability of state funds to meet matching or maintenance of effort (MOE) requirements;
- Changes in federal policies that affect federal revenue available to ODHS programs;
- Expected non-mandated program caseload changes; and
- Recent changes in state or federal statutes and regulations that affect the availability or timing of revenue receipts.

Significant known federal revenue changes or risk factors

Sequestration & Reauthorization

The possibility of sequestration being implemented at the federal level could cause a significant impact in federal funding for programs related to Child Welfare, Self Sufficiency and Vocational Rehabilitation. Additionally, there are federal programs up for reauthorization that could also impact funding.

Self Sufficiency Program

Temporary Assistance for Needy Families (TANF)

An \$8 million TANF penalty for FFY2007 has been levied by the federal government, but ODHS has not received final instructions on how and when the penalty will take effect. This is a \$8 million risk to ODHS TANF funds. ODHS is still waiting on clarification as to the General Fund impact if any.

Additionally, if the agency does not meet certain federal requirements for monitoring clients' work, a penalty causes the maintenance of effort requirement to increase an additional 5 percent of the base. This means that rather than the maintenance of effort being set at 75 percent of the base year, it is set at 80 percent of the base year.

Child Care and Development Fund (CCDF)

The Deficit Reduction Act (DRA) reauthorized CCDF for five years and increased appropriations requiring additional state matching funds. SSP estimates overall demand for child-care subsidies will increase due to the added TANF work requirements.

Targeted case management (TCM)

The DRA contains a more stringent definition for TCM services, while third-party liability language has been changed to reflect that any legally responsible entity can be considered a third-party resource payer before Medicaid pays. Any program that currently uses Medicaid and has another funding source may be at risk for Medicaid reductions. The TCM statute allows the rules of third-party liability to determine if Medicaid will cover services that are normally provided under another program authority, including resources available through SS

programs.

Child Welfare Changes and Risk Factors

The Family First Prevention Services Act (FFPSA), Public Law 115-123, became law on February 9, 2018. Effective dates vary, depending on the provision of the law. Among other things, FFPSA amended Title IV-E foster care to create new optional prevention funding and place payment limits on child caring institutions (certain residential care placements). To assist with transitioning to FFPSA, the Family First Transitions Act, P.L. 116-94, became law on December 20, 2019. This act modified the requirements for IV-E prevention services, authorized funding for transition grants, and authorized grants to provide funding certainty for states that were operating Title IV-E waivers. . The Family First Transition Act funding is provided over FFY 2020 and FFY 2021, to be spent by the end of FFY 2025. These one-time grants will assist states to transition to more preventative services. The Family First Prevention Services Act itself will have a large impact on Child Welfare services and funding. These laws also impacted Adoption Assistance IV-E eligibility and IV-E eligibility for Residential Treatment settings, as well as for Prevention Services.

Change in Eligibility Title IV-E Adoption Assistance

P.L. 110-351 created “Applicable Child¹” criteria, whereby nearly all children became eligible by FFY 2018, regardless of income. FFPSA delayed this for children ages 0-2 until 6/30/24.

Change in Eligibility Title IV-E Foster Care Reimbursement

The Family First Transitions Act, P.L. 116-94 limits IV-E reimbursement for certain Residential Care placements that do not meet the law’s criteria. Residential facilities must meet the requirements as a Qualified Residential Treatment Program (QRTP) in order for IV-E funding to be used beyond the first 14 days for IV-E eligible children in residential care placements.

In addition, there is a \$14.0 million Administration for Children and Families (ACF) Disallowance finding in Title IV-E. In December 2014 ODHS completed a yearlong remediation process involving duplicate federal claims due

¹ The state general fund savings from this provision is mandated to be used to invest in additional child welfare services.

to an OR-Kids financial transaction conversion issue. In that remediation ODHS discovered that millions of decreasing adjustments were erroneously reported in 2011 – 2013. ODHS discussed these errors with ACF and ACF requested that ODHS wait until system enhancements and data fixes were completed before truing up the federal reimbursement report, which was completed in June 2015.

If ODHS had submitted the corrections when analysis was completed in December 2014, the retroactive reimbursement request would have been within allowable reporting requirements of two years. By waiting until June 2015 to finalize the reimbursement requests of increasing adjustments of \$14,028,109.82 the request was outside the period of performance and therefore a good cause waiver request was required. ODHS submitted a good cause waiver request but has not received a response from ACF as of this date. We believe that this will be approved, but if it is not approved, ODHS will appeal. But this is still a possible risk to the ODHS budget.

Title IV-E Family First Prevention Services Act (FFPSA)

As a recent change, FFPSA has many parts with different effective dates. The focus here is to describe the funding for prevention services. The start date for prevention services is linked to the start date for the residential care placement requirements. The provisions are effective 10/01/19 but may be delayed at the state’s option for up to two years. The services are for children who meet the state’s definition as a “candidate for foster care,” pregnant or parenting foster youth in need of the services, and the parents or kin caregivers of these children and youth. Services include certain mental health, substance abuse and in-home parenting services. A certain proportion of the services must meet evidence-based practice standards. In general, the state may provide the services for up to 12 months, but on a case-by-case basis may provide services for additional 12-month periods. The federal share is 50% until 2027 (where it moves to the FMAP rate) and states are required to meeting a maintenance of effort as well as evidence-based practice standards.

Temporary Assistance for Needy Families

TANF is a federal block grant to states that operates according to four overarching purposes, one of which is to provide assistance to needy families with children so that the children can live in their own homes or the homes of relatives. For children removed from their homes due to abuse and neglect by their parents, TANF can be used to

provide financial assistance and an array of services to support children living with non-parent caregivers. In addition, federal law allows states to use TANF dollars to cover programs and activities a state had conducted under its pre-1996 (pre-TANF) Emergency Assistance program. Since this is a block grant, funding increases are not possible. This runs the risk of creating revenue shortages or additional need for General Fund as the Child Welfare or Self-Sufficiency programs change.

Aging and People with Disabilities (APD) and Intellectual & Developmental Disabilities (I/DD)

Targeted case management (TCM)

The DRA provides a more stringent definition of TCM services. Any program that currently uses Medicaid and has another funding source may be at risk of Medicaid reductions. The TCM statute allows the rules of third-party liability to determine if Medicaid will cover services that are normally provided under another program authority, which could include Intellectual and Developmentally Disabled programs (I/DD). Before ODHS would be required to stop providing TCM services, viable third-party providers would need to be found to provide or pay for equivalent case management services.

Long-term care reform

The DRA increased the look-back period (the period during which the disposition of assets is reviewed to determine eligibility for services) from three to five years. This change in long-term care asset determinations is a greater administrative burden because staff are required to review more client documents; additionally, the change increases technical assistance and training requirements.

K-Plan and Plan of Care

APD and I/DD implemented the K Plan and the Plan of Care in Biennium 13-15. The K Plan is a Medicaid state plan option that allows Oregon to provide home and community-based services and supports while receiving a six percent increase in federal medical assistance funds for those services. Plan of Care in the I/DD program will replace the need for General Fund allotments to County Developmental Disability Programs and Brokerages allowing all providers to bill on a fee for service basis.

ODHS Major Funding Sources

The following section identifies the major funding sources for ODHS. All references to a grant “Title” are references to the originating statute in the federal Social Security Act.

Federal Funds:

Child Welfare Federal Funding

Federal dollars for child welfare services come from a variety of sources, some dedicated exclusively to child welfare activities, including Titles IV-B and IV-E of the Social Security Act. Other federal programs allow for spending on child welfare activities but are designed for broader purposes or populations. These include the Temporary Assistance for Needy Families (TANF) program, the Social Services Block Grant (SSBG), and Medicaid. These federal funding streams are often referred to as either “dedicated” or “non-dedicated” sources of child welfare funding, based on whether they are designed exclusively to support child welfare activities. In addition, states may also use federal “child income”-related funding streams for child welfare purposes, including Supplemental Security Income (SSI) and Social Security benefits, as well as U.S. Department of Veterans Affairs funds and child support dollars.

The principal sources of federal funds dedicated to child welfare activities derive from Titles IV-B and IV-E of the Social Security Act.

Title IV-B of the Social Security Act

There are two major programs under Title IV-B of the Social Security Act:

Subpart 1 (Stephanie Tubbs Jones Child Welfare Services)

The Stephanie Tubbs Jones Child Welfare Services (CWS) program is a discretionary grant program (meaning that it must go through the annual Congressional appropriations process, and the amount of money allocated to the program can be changed from year to year) that funds a range of child welfare services. Eligible populations are

families and children in need of child welfare services. Eligibility determinations for individuals are not required. Services include services and activities to prevent abuse and neglect; preserve and reunite families; promote safety, permanence, and well-being of children in foster care or adoptive placements; and maintain a qualified workforce.

Subpart 2 (MaryLee Allen Promoting Safe and Stable Families)

MaryLee Allen Promoting Safe and Stable Families is a mandatory grant program that enables states to develop and operate coordinated programs of family support, family preservation, family reunification, and adoption promotion services. Families and children are eligible if they need services to assist them to stabilize their lives, strengthen family functioning, prevent out-of-home placement of children, enhance child development and increase competence in parenting abilities, facilitate timely reunification of the child, and promote appropriate adoptions. Eligibility determinations for individuals are not required. Services include services for family preservation, family support, family reunification, and adoption promotion and support – each of these areas must receive at least 20% of the funding. There is also a 10% admin cap. This grant also includes dollars set aside for the following purposes: improving caseworker visits; improving outcomes of children affected by parental abuse of methamphetamine or other substances, court improvement programs; and research, evaluation, training, and technical assistance.

Title IV-E of the Social Security Act

The largest federal funding stream dedicated to child welfare purposes, Title IV-E of the Social Security Act is a mandatory program that provides support to states through four main programs: (1) foster care, (2) adoption assistance, (3) guardianship assistance, and (4) the John H. Chafee Foster Care Program for Successful Transition to Adulthood (the “Chafee Program”) and now (5) optional prevention services. Except for the Chafee Program, the Title IV-E programs operate as open-ended entitlements, meaning states can receive federal reimbursement for every eligible claim they submit with no cap or upper limit. The projection of revenue is based on estimated Average Daily Populations (ADP) and Cost per Case (CPC). The changes in expected revenue is based on the caseload forecast showing a change in cases. For Administrative charges, the projection of revenue is based on use of time and effort and other measures.

Further, prior to 10/01/19, some states operated Title IV-E waivers, which allowed them to claim Title IV-E funding for services and activities outside of the program’s traditionally allowable uses. Some states had capped allocation waivers, which functioned similar to block grants. Waivers ended on 9/30/2019 in the 19-21 biennium, but Federal financial participation is available at the Medicaid FMAP rate for program costs based on a child’s eligibility and at the rate of 50 percent for administrative expenditures necessary for the proper and efficient administration of the Title IV-E state plan. The state's cost allocation plan identifies which administrative costs are allocated and claimed under this program. Federal financial participation also is available at the rate of 75 percent for the costs of training related to all supported programs for staff, court personnel and prospective or current foster or adoptive parents or and members of the state licensed, or approved child-care institutions providing care to foster and adopted children receiving Title IV-E assistance.

All training activities and costs funded under Title IV-E must be included in the state agency’s training plan that is part of the Child Welfare services plan. Administrative costs and Training costs federal share is modified by the overall child’s IV-E eligibility rate.

The Family First Prevention Services Act (FFPSA), Public Law 115-123, became law on February 9, 2018. Effective dates vary, depending on the provision of the law. Among other things, FFPSA amended Title IV-E foster care to create new optional prevention funding and place payment limits on child caring institutions (certain residential care placements). To assist with transitioning to FFPSA, the Family First Transitions Act, P.L. 116-94, became law on December 20, 2019. This act modified the requirements for IV-E prevention services, authorized funding for transition grants, and authorized grants to provide funding certainty for states that were operating Title IV-E waivers. The funding is provided over FFY 2020 and FFY 2021.

Foster Care Maintenance Payments, Administration and Training

It is important to note that not all children in foster care are eligible for the Title IV-E foster care program. Rather, a specific set of requirements must be met for a state to be able to make a claim for federal reimbursement on that child’s behalf. The percentage of children in out-of-home placements for which a state receives Title IV-E reimbursement for foster care maintenance payments is known as the state’s “foster care penetration rate” or foster

care eligibility rate. Data show that the national foster care penetration rate has declined over time, which is not surprising given that a qualifying child must meet eligibility requirements for the now-defunct Aid to Families with Dependent Children (AFDC) program, at 1996 levels. Children are eligible if a child is in out-of-home placement who would have been considered needy in the homes from which they were removed (based on measures in place in 1996 under the Aid to Families with Dependent Children program), who entered care through a judicial determination or voluntary placement, and who are in licensed or approved placements. Services covered are room and board payments to out-of-home care providers for eligible children, clothing and personal incidental needs, selected transportation costs, and childcare for foster parents.

Foster Care Administrative Costs

This covers Administrative expenditures necessary for the administration of the IV-E state plan. Examples of allowable costs: Case planning, management and review (including caseworker salaries to carry out these activities) for IV-E eligible children, eligibility determinations, licensing of foster homes and institutions, and foster parent recruitment, and other overhead and administrative activities required under the IV-E program.

Foster Care Training Costs

Training can be for public and private child welfare agency staff, prospective and current foster parents, and court personnel. This is generally limited to individuals working with IV-E eligible children.

Title IV-E Family First Prevention Services Act

As noted above, FFPSA has many parts with different effective dates. The focus here is to describe the funding for prevention services. The start date for prevention services is linked to the start date for the residential care placement requirements. The provisions are effective 10/01/19 but may be delayed at the state's option for up to two years. Children who meet the state's definition as a "candidate for foster care," pregnant or parenting foster youth in need of the services, and the parents or kin caregivers of these children and youth are eligible for services. Services covered certain mental health, substance abuse and in-home parenting services. A certain proportion of the services must meet evidence-based practice standards. In general, the state may provide the services for up to 12 months, but on a case-by-case basis may provide services for additional 12-month periods.

Title IV-E Adoption Assistance Payments, Administration & Training Costs

The Title IV-E Adoption Assistance Program reimburses states for expenditures in three categories: (1) adoption assistance payments on behalf of eligible children, (2) adoption placement services and administrative costs related to adoptions from foster care, and (3) expenses related to training for staff and adoptive parents.

Adoption Payments

Prior to FFY 2010, children adopted from foster care who have “special needs” (as determined by the state) and who (1) would have been considered needy in the homes from which they were removed (based on measures in place in 1996 under the AFDC program), (2) are eligible for SSI, (3) are children whose cost in a foster care setting are included in the IV-E foster care maintenance payment being made on behalf of their minor parents, or (4) were eligible for IV-E adoption assistance in a previous adoption but whose adoptive parents died or their parental rights to the children were terminated. P.L. 110-351 created “Applicable Child²” criteria, whereby nearly all children became eligible by FFY 2018, regardless of income. FFPSA delayed this for children ages 0-2 until 6/30/24. Adoption assistance payments are made to adoptive parents, and payment of non-recurring expenses incurred in connection with the adoption of a child also receive Federal match.

Adoption Administrative Costs

This covers Administrative expenditures necessary for the administration of the IV-E state plan. Examples of allowable costs: placement costs and other administrative activities related to IV-E adoption; recruitment of adoptive parents; and non-recurring adoption expenses, including court costs, attorney fees, and other related expenses.

Adoption Training Costs

Training for Public and private child welfare agency staff, prospective and current adoptive parents, and court personnel are covered. This is generally limited to individuals working with IV-E eligible children

² The state general fund savings from this provision is mandated to be used to invest in additional child welfare services.

Title IV-E Guardianship Assistance, Administration & Training Costs

The Fostering Connections Act gave states the option to operate a Title IV-E Guardianship Assistance Program (GAP), which provides federal reimbursements for: (1) kinship guardianship assistance payments to relatives who become the legal guardians of children for whom the relatives previously served as foster parents, (2) applicable guardianship placement and administrative costs, and (3) expenses related to training for staff and guardians.

Guardianship Payments

Children are eligible for IV-E Guardianship Assistance if they are exiting foster care to legal guardianships with relatives meeting the following conditions: (1) the child has been eligible for Title IV-E foster care maintenance payments while residing for at least six consecutive months in the home of the prospective relative guardian, (2) the state or tribe has determined that the permanency options of being returned home or adoption are not appropriate for the child, (3) the child demonstrates a strong attachment to the prospective guardian and the prospective guardian is committed to caring permanently for the child, and (4) for children who have attained the age of 14, the child has been consulted regarding the kinship guardianship arrangement. Beneficiaries may also be siblings of eligible children placed in the same kinship guardianship arrangement.

Guardianship Administrative Costs

Covered costs are Administrative expenditures necessary for the administration of the IV-E state plan. Examples of allowable costs: placement activities and other administrative activities related to IV-E guardianship; non-recurring guardianship expenses including court costs, attorney fees, and other related expenses.

Guardianship Training Costs

Training for Public and private child welfare agency staff, prospective and current guardians, and court personnel. This is generally limited to individuals working with IV-E eligible children

The John H. Chafee Foster Care Program for Successful Transition to Adulthood; Education and Training Vouchers (ETV)

The John H. Chafee Foster Care Program for Successful Transition to Adulthood allocates funding to states under Title IV-E for expenses related to activities that prepare youth transitioning out of the foster care system (or those who have already transitioned) for self-sufficiency after leaving the agency's care. The Chafee Program operates as a capped entitlement, with the education and training voucher component receiving discretionary funding. States receive Chafee dollars allocated at an amount proportional to their share of the foster care population in the United States. For Chafee, youth who experienced foster care at age 14 or older, left foster care for adoption or guardianship after attaining age 16, and former foster care recipients up to 21 years are eligible. States that provide foster care for up to age 21 may extend Chafee services up to age 23. Services include Life skills training programs; services to improve educational outcomes, job readiness, and employment; personal and emotional supports (e.g., mentoring); substance abuse prevention; preventive health activities; and for youth age 18-23 who are no longer in foster care, housing expenses and financial assistance. For ETV, youth who experienced foster care at age 14 or older, who have aged out of foster care, or who have been adopted or left for kinship guardianship from the public foster care system after age 16. Services include vouchers up to \$5,000 per year for post-secondary education or vocational training.

Temporary Assistance for Needy Families

TANF is a federal block grant to states that operates according to four overarching purposes, one of which is to provide assistance to needy families with children so that the children can live in their own homes or the homes of relatives. For children removed from their homes due to abuse and neglect by their parents, TANF can be used to provide financial assistance and an array of services to support children living with non-parent caregivers. In addition, federal law allows states to use TANF dollars to cover programs and activities a state had conducted under its pre-1996 (pre-TANF) Emergency Assistance program. Families with children in need of assistance, as determined by the state, are eligible for services. For child welfare funding, children must either be in out-of-home placements or have an open child welfare case and be receiving in-home services.

Social Services Block Grant

SSBG is a flexible source of federal funds provided to states in support of a diverse set of five overarching policy goals, including preventing neglect, abuse or exploitation of children and adults. Multiple SSBG service categories

are related to child welfare services, and foster care services are one of the largest areas of SSBG expenditures. Other examples of areas related to child welfare include adoptive services, case management, counseling services, home-based services, housing services, information and referral, prevention and intervention, protective services for children, special services for youth at risk, and substance abuse services. Oregon chooses to use SSBG for Child Welfare and to support the Runaway and Homeless Youth program in Self-Sufficiency.

Medicaid

Medicaid is a federal-state health care financing program that provides health insurance to millions of low-income individuals. Children who are eligible for Title IV-E foster care, adoption, or guardianship assistance are automatically eligible for Medicaid. States have the option to extend Medicaid coverage to non-Title-IV-E eligible children, and most states do so. Children who are Title IV-E eligible (whether for foster care maintenance payments, adoption assistance, or kinship guardianship assistance) are categorically eligible for Medicaid. Additional low-income and disabled children are eligible on state-specific basis but within federal mandates. States have the option to extend Medicaid to non-IV-E eligible adopted children or former foster youth age 18-21. In addition to funding basic health care services, Medicaid can also be used to support certain activities related to child welfare, such as being used to fund services related to child welfare including targeted case management, rehabilitative services, Medicaid-funded therapeutic foster care, and administrative costs associated with these options. The projection of revenue is based on estimated Average Daily Populations (ADP) and Cost per Case (CPC) for Administrative charges, use of time and effort and other measures.

Family Violence Prevention grant

The Family Violence grant is a discretionary grant that supports states in the establishment, maintenance and expansion of programs and projects to prevent incidents of family violence as well as programs that provide immediate shelter and related assistance for victims of family violence and their dependents. This grant is used in support of the Domestic Violence program.

This grant currently funds ODHS Child Welfare programs. The projection of revenue is based on grant cycle.

Other Federal Child Welfare Funds

In addition to the primary sources described above, states can use a variety of other federal grants and awards for child welfare purposes. These include dollars from the Child Abuse Prevention and Treatment Act, the Adoption Opportunities and Adoption Incentives program, and numerous other vehicles designed for broader purposes (such as the Child Care Development Fund and the Victims of Crime Act). Also included in this “other” category are “child income”-related funding streams that states may use for child welfare purposes, including SSI, Social Security Survivors’ Benefits, and Social Security Disability Benefits, U.S. Department of Veterans Affairs funds, and child support dollars.

Self Sufficiency Program

Federal dollars for self-sufficiency services come from a variety of sources. Some of the funding is dedicated to specific programs and activities within Self-Sufficiency to offer assistance to low income families. Programs that may allow spending on child welfare activities are title IV-A of the social security act, Temporary Assistance to Needy Families (TANF) and the Child Care and Development Fund (CCDF) under section 418 of title IV-A. Families involved with self-sufficiency programs may also be involved with child welfare, this involvement does not limit the families ability to receive benefits such as SNAP, Employment and Training Services, Child Care and TANF.

Temporary Assistance to Needy Families - Title IV-A of the Social Security Act

The TANF program is authorized under Title IV-A of the Social Security Act, as amended by the Personal Responsibility and Work Opportunity Reconciliation Act of 1996 (PRWORA), and the Deficit Reduction Act of 2005.

Eligible Population: To qualify for TANF a one or two parent family must be under the required income limit for the family size, such as a family of three must be below 36 percent of the Federal Poverty Limit (FPL). Eligible children are under age 18 or 18 if attending full-time secondary school. A significant portion of the TANF eligibility criteria is determined by the state and in state statute chapters 411 and 412.

Eligible Services or Costs: TANF provides eligible families with cash assistance, connections to support and community resources, case management, and employment and training services.

Services and activities of the program are to engage families in becoming self-sufficient by helping them address challenges, gain skills, and access employment opportunities. Both the TANF federal block grant and MOE expenditures must be spent in a manner reasonably calculated to meet one of the four federally-mandated TANF purposes which are: 1) provide assistance to needy families; 2) end dependence of needy parents by promoting job preparation, work and marriage; 3) prevent and reduce out-of-wedlock pregnancies, and 4) encourage and maintain family formations or activities that were in the state's AFDC (Aid to Families with Dependent Children plan on September 30, 1995 or August 21, 1996).

Type of Funding: The TANF program is funded primarily through the TANF Federal block grant and general fund dollars. The TANF block grant requires a minimum state expenditure level, known as Maintenance of Effort (MOE), it does not require state share matching.

Temporary Assistance for Domestic Violence Survivors (TA-DVS)

This program provides temporary financial assistance and support to families affected by domestic violence. TA-DVS provides up to \$1,200, over a three-month period, funds can be used to address safety concerns such as relocating, rent, utilities, etc.

The TANF eligible refugees receive cash assistance and services paid with TANF funding, and all other refugees are served with ORR funds, which are federal funds. (8 U.S.C. 1522)

Refugee Services Program

This program can serve only those persons in immigration categories approved by the Federal Office of Refugee Resettlement (ORR): Refugees, Asylees, Cuban/Haitian entrants and parolees, Amerasians, victims of human trafficking (international) and certain family members, and Iraqi/Afghan Special Immigrant Visa holders.

Eligible Population: Refugee's that have been in the U.S. as a refugee for less than eight months or attained the qualifying status within the past 8 months. Income limits apply and individuals are at least 18 years old.

Eligible Services or Costs: Cash Assistance, SNAP and Medical benefits, family needs assessment, direct case management assistance.

Type of Funding: The Refugee Program is authorized and operates under the Federal Immigration and Nationality Act and the Refugee Act (8 U.S.C. 1522). The Refugee Program operates as a public assistance program under ORS 411.060, 409.010(2) (c), and 409.010(2) (h). During the initial resettlement period, the Refugee Program serves two different populations of refugees: those refugees who are eligible for Temporary Assistance for Needy Families (TANF) and those refugees who are eligible for ORR-funded services. The TANF eligible refugees receive cash assistance and services paid with TANF funding, and all other refugees are served with ORR funds, which are federal funds. (8 U.S.C. 1522)

United States Department of Agriculture, Supplemental Nutrition Assistance Program (SNAP, under Food and Nutrition Services)

SNAP is funded by federal legislation found in the "Farm Bill" authorized by The Agricultural Act of 2014 (P.L. 113-79, Feb 7, 2014). Program policy is reauthorized every five years through the Farm Bill.

Eligible Population: Families who have an income of less than 185% of the Federal Poverty Level. Eligibility criteria primarily determined at the Federal level.

Eligible Services or Costs: SNAP provides supplemental food benefit dollars to low-income families, seniors, single adults, people with disabilities, and children to help purchase food to meet their nutritional needs. Currently, one in six Oregonians receive these benefits. Other services and programs beyond food subsidy can be administered using SNAP funding. These include nutrition education, outreach services, disaster SNAP and employment and training.

Type of Funding: SNAP benefits are 100 percent federally funded. Oregon is responsible for 50 percent of the administrative costs. Oregon's portion of the administrative costs for SNAP comes from the State General Fund.

SNAP Employment and Training programs opportunities for individuals:

Able Bodied Adults without Dependents (ABAWD): Is a SNAP employment and training program for individuals between the ages of 18-49 who do not meet the exemption criteria. Participants receive employment related and support services. If a non-exempt individual chooses not to participate the SNAP benefit is limited to three months over a 36-month period. The SNAP time limit requirements are in effect in Multnomah, Washington, Clackamas, Benton, Lane, Marion, Clatsop, Deschutes, Jackson, Linn, Polk, Tillamook, Lincoln and Yamhill counties.

SNAP Training and Employment Program (STEP): STEP is known nationally as the SNAP 50/50, this program provides employment-related services to SNAP participants who voluntarily choose to pursue employment and training resources. Contracted, service providers draw down 50 percent federal funds with their own 50 percent non-federal match to provide services in their organizations in over 80 total sites to the populations they serve. There are some support services available to participants.

Family Supports & Connections (FS&C)

Title II of the Child Abuse Prevention and Treatment Act (CAPTA), as amended by P.L. 111-320, authorizes grant funds to be released to the states and names the program Community-Based Grants for the Prevention of Child Abuse and Neglect (CBCAP). The grant requires a 20 percent match of State General Funds.

Eligible Population: You must be participating in the Temporary Assistance for Needy Families (TANF) program to receive Family Support and Connections services.

Eligible Services or Costs: Family Support and Connections services are designed to strengthen families and support effective parenting. The program provides services to increase what are known as parental protective factors. Parental protective factors include:

- Nurturing and attachment
- Parenting skills
- Parental resilience
- Parental social connections
- Positive, concrete supports such as bus passes to attend parenting classes, diapers, cleaning supplies, etc.

Type of Funding: The FS&C program is funded with a blend of TANF Federal Funds, CBCAP grant funds and State General Fund dollars. The CBCAP grant awards additional leveraged funds each year based on a formula giving credit for the previous year's contribution of state General Fund dollars. In addition, individual contracted programs in the ODHS districts add leveraged funds on the local level from agency donations, grants and fundraising.

My Future My Choice – Title V Federal Abstinence Education Program

The “My Future-My Choice” program includes age-appropriate, medically accurate sexual health education curriculum and services for sixth and seventh grade, and a high school leadership and mentor component. These services support community prevention efforts to enable TANF families in breaking the generational dependence on public assistance.

Eligible Population: Youth in sixth and seventh grade.

Eligible Services or Costs: Youth Services include sexual health education, leadership and mentor programs. These services support community prevention efforts to enable Temporary Assistance for Needy (TANF) families to break the generational dependence on public assistance

Type of Funding: The Title V Federal Abstinence Education Program grant provides annual funding. ODHS submits a request for funding each year and continued funding is contingent on federal budget approval.

The Emergency Food Assistance Program (TEFAP)

This program helps supplement the diets of low-income Americans, including elderly people, by providing them with emergency food assistance at no cost. The Oregon Food Bank is the primary grantee in Oregon.

Eligible population: low income Americans in need of emergency food assistance.

Eligible Services or Costs: The amount of food each state receives out of the total amount of food provided is based on the number of unemployed persons and the number of people with incomes below the poverty level in the state. States provide the food to local agencies they have selected. Generally, this is food banks, they distribute the food to local organizations such as soup kitchens and food pantries. States also provide the food to other types of local organizations, such as community action agencies, which distribute the foods directly to low-income households.

Type of Funding: 100% Federal funded

Commodity Supplemental Foods Program (CSFP)

The program works to improve the health of low-income elderly persons at least 60 years of age by supplementing their diets with nutritious USDA Foods. Currently all of the service delivery is occurring through partnerships with the Oregon Food Bank.

Eligible population: Low-income person at least age 60 and above.

Eligible services and Cost: Supplementing diets with nutritious USDA foods.

Type of funding: 100% Federal funds

Aging and People with Disabilities (APD) and Intellectual & Developmental Disabilities (I/DD)

Medicaid (Title XIX)

Medicaid provides reimbursement to states for medical care and related services to low income and other medically needy individuals. This includes financing for:

- Health care services provided under the Oregon Health Plan;
- Private insurance premium;
- Long-term care in institutional and community-based care settings;
- Some client care provided in state hospitals;
- Residential treatment services to adults and youth;
- Central administration of alcohol and drug programs;
- Medical and non-medical transportation for Medicaid eligible individuals;
- Family planning services for individuals not enrolled in the Oregon Health Plan; and
- Uncompensated care provided by hospitals serving a high proportion of Medicaid and uninsured individuals.

State General Funds or Other Funds must be used to match federal Medicaid dollars for administration and direct service payments. The administration match rate is primarily 50 percent. A 75 percent federal fund match is available for skilled professional medical personnel, certification of nursing facilities, and related information systems activities, including the Medicaid Management Information System (MMIS) computer system support and Preadmission Screening and Resident Review (PASRR) activities. The cost of services and supplies for Family Planning is matched at 90 percent.

Most services in Oregon are provided through seven Medicaid programs that require waivers of federal requirements. The Oregon Health Plan is the largest of these waiver programs. ODHS must obtain approval from the federal Centers for Medicare and Medicaid Services (CMS) to make changes to its Medicaid program whether the changes are Medicaid state plan services or waiver services. This approval process can be lengthy, sometimes affecting the timing of program changes and the receipt of associated federal revenues.

Medicaid currently funds services in all ODHS programs. The projection of revenue is based on estimated Average Daily Populations (ADP) and Cost per Case (CPC) for Administrative charges, use of time and effort and other

measures.

Medicaid XIX Local Match

The Intellectual & Developmental Disabilities (I/DD) program matches Medicaid Title XIX funds with funds or services from transit districts, community developmental disability programs and others for providing enhanced non-medical transportation and administrative costs.

Older Americans Act

Funds are allocated to Oregon annually through the Older Americans Act. The Aging and People with Disabilities (APD) program allocates program funds by a federally approved population formula to the 17 area agencies on aging. Emphasis is placed on serving the most economically and socially needy persons 60 years of age and older. There is a 15 percent match requirement of which 10% is met by area agencies on aging and 5% from state sources through local funds, in-kind and Oregon Project Independence (OPI) allocations.

- State administration funds provide for state plan administration. There is a 25 percent match requirement met with OPI funds.
- Title III funds provide for support services such as transportation, legal assistance, in-home care, and congregate and home-delivered meals programs. The act allows for provision of in-home services for frail individuals to prevent premature institutionalization and preventive health services for elderly clients in rural areas. Title III also provides funding for family caregiver support and training and services to prevent abuse of the elderly. The match requirement ranges from 15 to 25 percent depending on whether the funds are paying for administration or program expenditures.
- Title V programs subsidize part-time paid community service work for low-income persons, aged 55 and over and job training skill. There is a 10 percent match requirement, which is met by the program operators.
- Title VII funding provides support for the long-term care ombudsman and prevention of elder abuse, neglect and exploitation. No match is required for Title VII.
- The Nutrition Services Incentive Program grant (NSIP) supplements Title III-C local funds to provide nutrition services to eligible Older Americans Act participants. Funds are 100 percent federal. No match is

required.

This grant currently funds APD programs. The projection of revenue is based on actual and projected federal awards.

Nutrition Services Incentive Program (NSIP)

The Nutrition Services Incentive Program grant (NSIP) supplements Title III-C and local funds to provide nutrition services to eligible Older Americans Act participants. Funds are 100 percent federal. No match is required.

This grant currently funds APD programs through Area Agencies on Aging. Projection is based on history of fund awards from the U.S. Administration on Aging.

Oregon Project Independence

Oregon Project Independence (OPI) is a state-funded program offering in-home services and related supports to individuals 60 years of age and older or to people who have been diagnosed with Alzheimer's or a related dementia disorder.

OPI is administered locally by area agencies on aging throughout the state. Client eligibility is determined based upon an assessment of functional ability and natural supports related to activities of daily living. The OPI program has no financial asset limitations. A sliding fee scale is applied to clients with net monthly income between 100 and 200 percent of the federal poverty level (FPL) to pay toward the cost of service. A small minority with income above 200 percent of the FPL pay the full rate for services provided. They generally do so because they need the case management, ongoing support and monitoring that are provided in addition to the actual purchased services.

The OPI program historically has been funded by General Fund and for a short time by excess revenue in the Senior and Disabled Property Tax Deferral Revolving Account. However, due to sharply declining revenue, funds are no longer available from the Department of Revenue property tax deferral account for transfer to the OPI fund. Aging and People with Disabilities received legislatively appropriated General Funds for the purpose of continuing

OPI.

Quality of Care Fund

During the 2009 Legislative Session, HB 2442 required the establishment of the Quality of Care Fund and increases in fee schedules for adult foster homes, residential care and assisted living facilities, as well as increases in state civil penalties. Revenue collected from APD and I/DD licensing fees and civil penalties are dedicated to promoting quality of care and life in long-term care settings, including enhancement and maintenance of long-term care facility licensing and regulatory activities and additional training and technical assistance for facilities.

Developmentally Disabled Service Act (DDSA)

Congress sets a national allocation determining the amount of annual funding for this grant, which is administered by the Developmental Disabilities (DD) Council in partnership with ODHS. Program expenditures are limited to programs for clients with developmental disabilities and are guided by a state plan submitted to the federal government. There is a 5 percent limit on administrative expenditures except for expenditures by the DD Council.

This grant currently funds ODHS Intellectual & Developmental Disabilities programs. The projection of revenue is expenditures-based using estimated Average Daily Populations (ADP) and Cost per Case (CPC). Federal law requires a state or local match, most of which can be in-kind.

Oregon Disability Determination Services (DDS)

Oregon Disability Determination Services (DDS) provides timely and accurate eligibility determinations for Oregon citizens applying for Social Security disability benefits. Although the disability program, as part of the Social Security Administration (SSA), is administered by the federal government, state agencies make the initial medical determination of disability. The Oregon DDS currently has more than 200 staff and is 100 percent federally funded.

Vocational Rehabilitation Program

Rehabilitation Act grants (US Department of Education)

The Rehabilitation Act grants are the major funding source for programs provided through Vocational Rehabilitation Services. Rehabilitation Act grants currently fund ODHS VR – Basic Rehabilitative Services programs. The projection of revenue is based on grant cycle.

Section 110 (Basic 110 Grant)

Basic 110 Grant, which is available to assist people with disabilities in becoming employed, is a formula grant based on the state's population and per capita income. The funds available to Oregon are divided between Vocational Rehabilitation (84.4 percent) and the Commission for the Blind (15.6 percent). These federal funds must be matched with state funds. Under the new Workforce Investments and Opportunities Act, 15% of this grant must be set aside to be spent on pre-employment transitions services for youth.

Section 633 (Title VI-C grant for supported employment)

This grant assists the state in developing programs with public and private agencies for training and services leading to supported employment for individuals with severe disabilities. This grant under the new Workforce Investments and Opportunities Act must set aside 50% for services to the most severely disabled youth. The 50% set aside must be matched with 10% non-federal fund expenditures. The remaining 50% of the grant is 100 percent federal funds and does not require state match.

Section 711 (independent living rehabilitation, Part B)

Independent living rehabilitation funds support the state Independent Living Council and Independent Living Centers. This grant has a required 10% match.

Assistive technology

The Assistive Technology Act of 1998 supports state efforts to improve the provision of assistive technology (AT). Grant funds allow implementation of programs designed to meet the AT needs of individuals with disabilities, including plans that improve access to and acquisition of AT devices and services for individuals with disabilities.

This grant is a revenue source of the Oregon Disabilities Council, which was transferred to Vocational Rehabilitation (VR) within the VR – Basic Rehabilitative Services program in the 2007-09 biennium.

Other Funds

Employment Related Day Care - Title IV-A (sec. 418)– of the Social Security Act

Child Care and Development Fund (CCDF) The Child Care and Development Block Grant (CCDBG) is administered by the Department of Health and Human Services, Administration for Children and Families Office of Child Care. The Department of Education (ODE), Early Learning Division, and Office of Child Care is designated as the lead agency in Oregon to administer these funds. CCDF funding is transferred from ODE to ODHS and comes in as Other Funds. CCDBG is dedicated to a child-care subsidy allowing low income families assistance in paying for child-care cost, this can include registration or application fees.

Eligible Population: Children ages birth to 13 residing with a caregiver who is employed, attending school or job training with income below 85% of the State median income. Children with a special need may be eligible from 13 up to 19. Children who receive or need to receive protective services.

Eligible Services or Costs: The Child Care and Development Block Grant allows states some flexibility in determining service levels. Allowable services include subsidy payments for child-care hours when parent/caregiver is engaged in an activity like employment, work preparation activities, attending school or job training. Children in foster care may receive the subsidy when their caretaker is not involved in job training or education or during respite care. Priority populations include low-income families, children with special needs, children experiencing homelessness families, involved with child protective services.

Type of Funding: CCDF Federal Funds that are transferred from ODE. These funds are Discretionary, Mandatory and Matching. The General Funds are state revenue that is used for our Maintenance of Effort (MOE) as part of the Federal Fund requirement. The department also spends General Funds on our administrative expenses and uses that money for MOE.

Care of state wards

Trust recoveries are Other Funds collected from Social Security Administration (SSA), Social Security Insurance (SSI) and child support payments and used to reimburse the state for the maintenance cost of children in care. Trust recoveries come from collection of SSI disability payments, child support payments and SSA death and survivor benefits. Trust recoveries are used in place of General Funds to match Title XIX federal funds.

Trust recoveries currently fund Child Welfare (CW) and Intellectual & Developmental Disabilities (I/DD) programs. The projection of revenue is based on caseload trends and historical receipt trends.

Collection of overpayment

Overpayment recoveries are recovered program dollars incorrectly paid to or for clients through client error or fraud. Recovery may be made in any of several program areas including food stamps, child-care, public assistance cash and public assistance grant reductions. The projection for these revenues is developed using past performance, inflation and changes in caseloads and regulations as indicators of future trends. Public assistance recoveries are applied against program expenditures during the month of the recovery. Food stamp and child-care overpayment recoveries are budgeted as Other Funds. Currently these funds also support programs in the CW and APD programs. The projection of revenue is based on historic receipt trends.

Client account collections estate recoveries

Other Funds are collected from the estates of clients to reimburse previous cost of care. Collections are used to reimburse cost and offset both the Title XIX program cost and General Fund costs.

Currently funds APD programs. The projection of revenue is based on estimated Average Daily Populations (ADP) and Cost per Case (CPC). Revenues are projected to increase as a result of increased receipts.

Child Welfare Domestic violence receipts

Enacted in 1981, marriage license fees are dedicated to fund the domestic violence program. The marriage license

fee is currently \$25. Legislation directed that the unitary tax and the criminal fines and assessments account provide additional funding for this program. Expenditures are limited to the amount of revenue actually received.

Domestic violence receipts currently are in Child Welfare, however, it is expended through community provider grants in partnership with the Department of Justice. The projection of revenue is based on historical receipt trends for marriage license fees and Department of Revenue projections for criminal fines and assessments accounts.

Fees and premiums

The CW programs collect fees for adoption home study and registry, and adoption search services.

- Independent Adoption Placement Reports cost \$800; \$675 passes through to private agencies.
- The fee for registration with the mutual consent registry is \$25. This registry allows individuals who have been a party to adoption access to other party information where both parties have registered and consented to disclosure.
- The non-identifying registry allows registrants to provide genetic, social and health history only for use in the adoption registry. The cost for this registry is \$45.
- The cost of an adoption assisted search is \$400 for the first search request and \$200 for subsequent search requests. This allows individuals to request the agency's assistance in locating biological family members.

Applicable Child Savings Other Fund

This funding is general fund savings accrued through the 'applicable child' provision of P.L. 110-351 that delinked the title IV-E Adoption Assistance program from the Aid to Families with Dependent Children (AFDC) requirements. This is general fund savings that otherwise would have been spent to support Adoption Assistance for children with a finalized adoption, absent the federal law change. Federal law required states to reinvest this savings into Child Welfare (but not supplant existing services). This requirement was met by the implementation of SB 102 (2017): Relating to Adoption Applicable Child Savings Fund, enabling the State to carry forward General Fund savings as Other Fund across biennia. Thirty percent of the funding must be spent on post-adoption or prevention services (no more than 10% on prevention services) and 70% can be spent on any services allowable

under IV-B. As of the 17-19 biennium Child Welfare created a Child Care for Foster Parent program. All children in foster care are eligible to have their child-care costs reimbursed up to \$375 a month. Post-Adoption services were also provided at a level meeting the spending requirements.

Additional Other Fund Sources for Child Welfare

There are several smaller Other Fund grants, such as funding from the Department of Transportation for foster youth driver's education, SPOTS Visa rebates, and donated fund.

Local school funding for rehabilitation services

Other Funds from local schools are used as the 21.3 percent state match needed for the Basic 110 Grant for rehabilitation services which is funded with 78.7 percent federal funds. The Youth Transition Project (YTP) is a collaborative program with school districts that assists youth with disabilities in their transition from school to the community work force.

The projection of revenue is capped based on agreements with schools.

Long-term care facilities tax

The current tax rate is set to collect up to 6 percent of resident service revenues of non-exempt long-term care facilities. Revenue projections are based on previous years' cost reports, current year tax reports, and a growth factor. At present, the agency collects approximately \$15 million per quarter in Other Funds through this tax. The federal match is approximately \$26 million per quarter. Provider tax dollars are used to offset general fund expenditures for nursing facility services.

DETAIL OF LOTTERY FUNDS, OTHER FUNDS, AND FEDERAL FUNDS REVENUE

**Human Services, Dept. of
2021-23 Biennium**

Agency Number: 10000

Cross Reference Number: 10000-000-00-00-00000

<i>Source</i>	2017-19 Actuals	2019-21 Leg Adopted Budget	2019-21 Leg Approved Budget	2021-23 Agency Request Budget	2021-23 Governor's Budget	2021-23 Leg. Adopted Budget
Other Funds						
Other Selective Taxes	122,274,698	144,221,140	144,221,140	149,242,048	149,242,048	-
Business Lic and Fees	10,281,630	2,469,718	2,469,718	2,380,161	2,822,383	-
Non-business Lic. and Fees	184,539	-	-	-	-	-
Charges for Services	-	-	-	349,760	349,760	-
Admin and Service Charges	183,972,749	-	-	-	-	-
Care of State Wards	8,588,540	20,485,358	20,485,358	13,848,871	13,812,087	-
Fines and Forfeitures	681,190	-	-	-	-	-
General Fund Obligation Bonds	22,792,455	665,000	665,000	665,000	665,000	-
Interest Income	2,451,998	-	-	237,515	237,515	-
Sales Income	3,983	-	-	-	-	-
Donations	193,248	-	-	-	-	-
Grants (Non-Fed)	235,790	-	-	-	-	-
Loan Repayments	1,751	-	-	-	-	-
Other Revenues	68,718,431	378,508,313	378,508,313	357,521,611	375,552,382	-
Transfer In - Intrafund	-	-	-	10,844,421	10,844,421	-
Transfer from General Fund	11,000,416	15,154,204	15,154,204	17,553,312	17,553,312	-
Tsfr From Revenue, Dept of	2,758,007	2,758,007	2,758,007	2,876,601	2,876,601	-
Tsfr From Oregon Health Authority	2,334,865	-	-	-	-	-
Tsfr From Education, Dept of	104,600,193	118,982,259	118,982,259	116,335,929	116,335,929	-
Tsfr From Transportation, Dept	17,170	110,870	110,870	50,000	50,000	-
Tsfr From Labor and Ind, Bureau	229,581	-	-	-	-	-
Tsfr From Nursing, Bd of	1,371,526	1,399,261	1,399,261	1,413,254	1,413,254	-
Transfer Out - Intrafund	-	-	-	(10,844,421)	(10,844,421)	-
Transfer to Other	(1,551,151)	-	-	-	-	-

DETAIL OF LOTTERY FUNDS, OTHER FUNDS, AND FEDERAL FUNDS REVENUE

Human Services, Dept. of
2021-23 Biennium

Agency Number: 10000
Cross Reference Number: 10000-000-00-00-00000

<i>Source</i>	2017-19 Actuals	2019-21 Leg Adopted Budget	2019-21 Leg Approved Budget	2021-23 Agency Request Budget	2021-23 Governor's Budget	2021-23 Leg. Adopted Budget
Other Funds						
Tsfr To Long Term Care Ombud	(135,932)	-	-	-	-	-
Tsfr To HECC	-	(243,000)	(243,000)	-	-	-
Total Other Funds	\$541,005,677	\$684,511,130	\$684,511,130	\$662,474,062	\$680,910,271	-
Federal Funds						
Federal Funds	5,274,364,393	6,097,040,803	6,097,040,803	6,851,614,472	6,527,122,585	-
Transfer to Counties	(2,208,832)	-	-	-	-	-
Tsfr To Administrative Svcs	(187,410)	(176,460)	(176,460)	(184,048)	(184,048)	-
Tsfr To Judicial Dept	(1,519,135)	(2,076,494)	(2,076,494)	(2,213,975)	(2,213,975)	-
Tsfr To Or Youth Authority	(30,330,432)	-	-	-	-	-
Tsfr To Consumer/Bus Svcs	(121,616)	-	-	-	-	-
Tsfr To Employment Dept	(200,000)	-	-	-	-	-
Tsfr To Blind, Comm	(83,846)	-	-	-	-	-
Tsfr To Housing and Com Svcs	(962,892)	-	-	-	-	-
Total Federal Funds	\$5,238,750,230	\$6,094,787,849	\$6,094,787,849	\$6,849,216,449	\$6,524,724,562	-
Nonlimited Federal Funds						
Federal Funds	1,855,270,592	1,939,345,331	1,939,345,331	1,939,345,331	2,975,868,127	-
Total Nonlimited Federal Funds	\$1,855,270,592	\$1,939,345,331	\$1,939,345,331	\$1,939,345,331	\$2,975,868,127	-

DETAIL OF LOTTERY FUNDS, OTHER FUNDS, AND FEDERAL FUNDS REVENUE

Human Services, Dept. of
2021-23 Biennium

Agency Number: 10000
Cross Reference Number: 10000-010-00-00-00000

<i>Source</i>	2017-19 Actuals	2019-21 Leg Adopted Budget	2019-21 Leg Approved Budget	2021-23 Agency Request Budget	2021-23 Governor's Budget	2021-23 Leg. Adopted Budget
Other Funds						
Business Lic and Fees	329,834	-	-	-	-	-
Non-business Lic. and Fees	1,148	-	-	-	-	-
Admin and Service Charges	146,713,217	-	-	-	-	-
Fines and Forfeitures	500	-	-	-	-	-
General Fund Obligation Bonds	22,792,455	665,000	665,000	665,000	665,000	-
Interest Income	6	-	-	-	-	-
Grants (Non-Fed)	56,105	-	-	-	-	-
Other Revenues	1,531,040	231,301,500	231,301,500	228,283,475	210,296,459	-
Total Other Funds	\$171,424,305	\$231,966,500	\$231,966,500	\$228,948,475	\$210,961,459	-
Federal Funds						
Federal Funds	317,384,707	380,248,338	380,248,338	424,683,023	332,926,706	-
Tsfr To Or Youth Authority	(30,330,432)	-	-	-	-	-
Total Federal Funds	\$287,054,275	\$380,248,338	\$380,248,338	\$424,683,023	\$332,926,706	-

DETAIL OF LOTTERY FUNDS, OTHER FUNDS, AND FEDERAL FUNDS REVENUE

Human Services, Dept. of
2021-23 Biennium

Agency Number: 10000

Cross Reference Number: 10000-010-40-00-00000

<i>Source</i>	2017-19 Actuals	2019-21 Leg Adopted Budget	2019-21 Leg Approved Budget	2021-23 Agency Request Budget	2021-23 Governor's Budget	2021-23 Leg. Adopted Budget
Other Funds						
Business Lic and Fees	329,834	-	-	-	-	-
Non-business Lic. and Fees	937	-	-	-	-	-
Admin and Service Charges	1,010,517	-	-	-	-	-
General Fund Obligation Bonds	22,792,455	-	-	-	-	-
Grants (Non-Fed)	13,517	-	-	-	-	-
Other Revenues	7,456	44,907,776	44,907,776	2,553,640	2,865,296	-
Total Other Funds	\$24,154,716	\$44,907,776	\$44,907,776	\$2,553,640	\$2,865,296	-
Federal Funds						
Federal Funds	128,955,356	180,890,447	180,890,447	177,451,702	111,119,774	-
Total Federal Funds	\$128,955,356	\$180,890,447	\$180,890,447	\$177,451,702	\$111,119,774	-

DETAIL OF LOTTERY FUNDS, OTHER FUNDS, AND FEDERAL FUNDS REVENUE

Human Services, Dept. of
2021-23 Biennium

Agency Number: 10000
Cross Reference Number: 10000-010-45-00-00000

<i>Source</i>	2017-19 Actuals	2019-21 Leg Adopted Budget	2019-21 Leg Approved Budget	2021-23 Agency Request Budget	2021-23 Governor's Budget	2021-23 Leg. Adopted Budget
Other Funds						
Admin and Service Charges	135,120,280	-	-	-	-	-
Fines and Forfeitures	500	-	-	-	-	-
Interest Income	6	-	-	-	-	-
Other Revenues	38,736	147,436,690	147,436,690	182,059,978	157,154,040	-
Total Other Funds	\$135,159,522	\$147,436,690	\$147,436,690	\$182,059,978	\$157,154,040	-
Federal Funds						
Federal Funds	30,330,432	-	-	-	-	-
Tsfr To Or Youth Authority	(30,330,432)	-	-	-	-	-
Total Federal Funds	-	-	-	-	-	-

DETAIL OF LOTTERY FUNDS, OTHER FUNDS, AND FEDERAL FUNDS REVENUE

Human Services, Dept. of
2021-23 Biennium

Agency Number: 10000
Cross Reference Number: 10000-010-50-00-00000

<i>Source</i>	2017-19 Actuals	2019-21 Leg Adopted Budget	2019-21 Leg Approved Budget	2021-23 Agency Request Budget	2021-23 Governor's Budget	2021-23 Leg. Adopted Budget
Other Funds						
Non-business Lic. and Fees	211	-	-	-	-	-
Admin and Service Charges	10,582,420	-	-	-	-	-
General Fund Obligation Bonds	-	665,000	665,000	665,000	665,000	-
Grants (Non-Fed)	42,588	-	-	-	-	-
Other Revenues	1,484,848	38,957,034	38,957,034	43,669,857	50,277,123	-
Total Other Funds	\$12,110,067	\$39,622,034	\$39,622,034	\$44,334,857	\$50,942,123	-
Federal Funds						
Federal Funds	158,098,919	199,357,891	199,357,891	247,231,321	221,806,932	-
Total Federal Funds	\$158,098,919	\$199,357,891	\$199,357,891	\$247,231,321	\$221,806,932	-

DETAIL OF LOTTERY FUNDS, OTHER FUNDS, AND FEDERAL FUNDS REVENUE

**Human Services, Dept. of
2021-23 Biennium**

Agency Number: 10000

Cross Reference Number: 10000-060-00-00-00000

<i>Source</i>	2017-19 Actuals	2019-21 Leg Adopted Budget	2019-21 Leg Approved Budget	2021-23 Agency Request Budget	2021-23 Governor's Budget	2021-23 Leg. Adopted Budget
Other Funds						
Other Selective Taxes	122,274,698	144,221,140	144,221,140	149,242,048	149,242,048	-
Business Lic and Fees	9,951,796	2,469,718	2,469,718	2,380,161	2,822,383	-
Non-business Lic. and Fees	183,391	-	-	-	-	-
Charges for Services	-	-	-	349,760	349,760	-
Admin and Service Charges	37,259,532	-	-	-	-	-
Care of State Wards	8,588,540	20,485,358	20,485,358	13,848,871	13,812,087	-
Fines and Forfeitures	680,690	-	-	-	-	-
Interest Income	2,451,992	-	-	237,515	237,515	-
Sales Income	3,983	-	-	-	-	-
Donations	193,248	-	-	-	-	-
Grants (Non-Fed)	179,685	-	-	-	-	-
Loan Repayments	1,751	-	-	-	-	-
Other Revenues	67,187,391	147,206,813	147,206,813	129,238,136	165,255,923	-
Transfer In - Intrafund	-	-	-	10,844,421	10,844,421	-
Transfer from General Fund	11,000,416	15,154,204	15,154,204	17,553,312	17,553,312	-
Tsfr From Revenue, Dept of	2,758,007	2,758,007	2,758,007	2,876,601	2,876,601	-
Tsfr From Oregon Health Authority	2,334,865	-	-	-	-	-
Tsfr From Education, Dept of	104,600,193	118,982,259	118,982,259	116,335,929	116,335,929	-
Tsfr From Transportation, Dept	17,170	110,870	110,870	50,000	50,000	-
Tsfr From Labor and Ind, Bureau	229,581	-	-	-	-	-
Tsfr From Nursing, Bd of	1,371,526	1,399,261	1,399,261	1,413,254	1,413,254	-
Transfer Out - Intrafund	-	-	-	(10,844,421)	(10,844,421)	-
Transfer to Other	(1,551,151)	-	-	-	-	-
Tsfr To Long Term Care Ombud	(135,932)	-	-	-	-	-

DETAIL OF LOTTERY FUNDS, OTHER FUNDS, AND FEDERAL FUNDS REVENUE

Human Services, Dept. of
2021-23 Biennium

Agency Number: 10000
Cross Reference Number: 10000-060-00-00-00000

<i>Source</i>	2017-19 Actuals	2019-21 Leg Adopted Budget	2019-21 Leg Approved Budget	2021-23 Agency Request Budget	2021-23 Governor's Budget	2021-23 Leg. Adopted Budget
Other Funds						
Tsfr To HECC	-	(243,000)	(243,000)	-	-	-
Total Other Funds	\$369,581,372	\$452,544,630	\$452,544,630	\$433,525,587	\$469,948,812	-
Federal Funds						
Federal Funds	4,956,979,686	5,716,792,465	5,716,792,465	6,426,931,449	6,194,195,879	-
Transfer to Counties	(2,208,832)	-	-	-	-	-
Tsfr To Administrative Svcs	(187,410)	(176,460)	(176,460)	(184,048)	(184,048)	-
Tsfr To Judicial Dept	(1,519,135)	(2,076,494)	(2,076,494)	(2,213,975)	(2,213,975)	-
Tsfr To Consumer/Bus Svcs	(121,616)	-	-	-	-	-
Tsfr To Employment Dept	(200,000)	-	-	-	-	-
Tsfr To Blind, Comm	(83,846)	-	-	-	-	-
Tsfr To Housing and Com Svcs	(962,892)	-	-	-	-	-
Total Federal Funds	\$4,951,695,955	\$5,714,539,511	\$5,714,539,511	\$6,424,533,426	\$6,191,797,856	-
Nonlimited Federal Funds						
Federal Funds	1,855,270,592	1,939,345,331	1,939,345,331	1,939,345,331	2,975,868,127	-
Total Nonlimited Federal Funds	\$1,855,270,592	\$1,939,345,331	\$1,939,345,331	\$1,939,345,331	\$2,975,868,127	-

DETAIL OF LOTTERY FUNDS, OTHER FUNDS, AND FEDERAL FUNDS REVENUE

Human Services, Dept. of
2021-23 Biennium

Agency Number: 10000
Cross Reference Number: 10000-060-01-00-00000

<i>Source</i>	2017-19 Actuals	2019-21 Leg Adopted Budget	2019-21 Leg Approved Budget	2021-23 Agency Request Budget	2021-23 Governor's Budget	2021-23 Leg. Adopted Budget
Other Funds						
Non-business Lic. and Fees	93,222	-	-	-	-	-
Sales Income	30	-	-	-	-	-
Other Revenues	6,622,691	3,718,528	3,718,528	3,478,397	3,746,071	-
Tsfr From Oregon Health Authority	2,000,000	-	-	-	-	-
Tsfr From Education, Dept of	103,458,915	118,982,259	118,982,259	116,335,929	116,335,929	-
Tsfr From Labor and Ind, Bureau	229,581	-	-	-	-	-
Tsfr To HECC	-	(243,000)	(243,000)	-	-	-
Total Other Funds	\$112,404,439	\$122,457,787	\$122,457,787	\$119,814,326	\$120,082,000	-
Federal Funds						
Federal Funds	428,504,562	602,221,798	602,221,798	591,503,917	578,836,844	-
Tsfr To Employment Dept	(200,000)	-	-	-	-	-
Tsfr To Housing and Com Svcs	(933,778)	-	-	-	-	-
Total Federal Funds	\$427,370,784	\$602,221,798	\$602,221,798	\$591,503,917	\$578,836,844	-
Nonlimited Federal Funds						
Federal Funds	1,855,270,592	1,939,345,331	1,939,345,331	1,939,345,331	2,975,868,127	-
Total Nonlimited Federal Funds	\$1,855,270,592	\$1,939,345,331	\$1,939,345,331	\$1,939,345,331	\$2,975,868,127	-

DETAIL OF LOTTERY FUNDS, OTHER FUNDS, AND FEDERAL FUNDS REVENUE

Human Services, Dept. of
2021-23 Biennium

Agency Number: 10000
Cross Reference Number: 10000-060-02-00-00000

<i>Source</i>	2017-19 Actuals	2019-21 Leg Adopted Budget	2019-21 Leg Approved Budget	2021-23 Agency Request Budget	2021-23 Governor's Budget	2021-23 Leg. Adopted Budget
Other Funds						
Business Lic and Fees	1,348,225	1,146,144	1,146,144	-	-	-
Care of State Wards	-	582,749	582,749	-	-	-
Other Revenues	431,282	13,540	13,540	-	-	-
Tsfr From Revenue, Dept of	2,758,007	2,758,007	2,758,007	-	-	-
Total Other Funds	\$4,537,514	\$4,500,440	\$4,500,440	-	-	-
Federal Funds						
Federal Funds	38,374,448	28,767,586	28,767,586	-	-	-
Total Federal Funds	\$38,374,448	\$28,767,586	\$28,767,586	-	-	-

DETAIL OF LOTTERY FUNDS, OTHER FUNDS, AND FEDERAL FUNDS REVENUE

Human Services, Dept. of
2021-23 Biennium

Agency Number: 10000
Cross Reference Number: 10000-060-03-00-00000

<i>Source</i>	2017-19 Actuals	2019-21 Leg Adopted Budget	2019-21 Leg Approved Budget	2021-23 Agency Request Budget	2021-23 Governor's Budget	2021-23 Leg. Adopted Budget
Other Funds						
Non-business Lic. and Fees	2,138	-	-	-	-	-
Care of State Wards	-	19,066,239	19,066,239	-	-	-
Interest Income	190,336	-	-	-	-	-
Other Revenues	3,906,105	8,830,437	8,830,437	-	-	-
Transfer from General Fund	7,700,291	1,011,069	1,011,069	-	-	-
Tsfr From Transportation, Dept	16,581	110,870	110,870	-	-	-
Total Other Funds	\$11,815,451	\$29,018,615	\$29,018,615	-	-	-
Federal Funds						
Federal Funds	115,262,395	169,895,611	169,895,611	-	-	-
Transfer to Counties	(2,130,632)	-	-	-	-	-
Total Federal Funds	\$113,131,763	\$169,895,611	\$169,895,611	-	-	-

DETAIL OF LOTTERY FUNDS, OTHER FUNDS, AND FEDERAL FUNDS REVENUE

Human Services, Dept. of
2021-23 Biennium

Agency Number: 10000
Cross Reference Number: 10000-060-04-00-00000

<i>Source</i>	2017-19 Actuals	2019-21 Leg Adopted Budget	2019-21 Leg Approved Budget	2021-23 Agency Request Budget	2021-23 Governor's Budget	2021-23 Leg. Adopted Budget
Other Funds						
Business Lic and Fees	53,890	89,557	89,557	-	-	-
Care of State Wards	-	597,831	597,831	-	-	-
Other Revenues	193,500	190,390	190,390	-	-	-
Transfer from General Fund	3,300,125	10,824,224	10,824,224	-	-	-
Transfer to Other	(1,551,151)	-	-	-	-	-
Total Other Funds	\$1,996,364	\$11,702,002	\$11,702,002	-	-	-
Federal Funds						
Federal Funds	86,716,523	89,740,443	89,740,443	-	-	-
Total Federal Funds	\$86,716,523	\$89,740,443	\$89,740,443	-	-	-

DETAIL OF LOTTERY FUNDS, OTHER FUNDS, AND FEDERAL FUNDS REVENUE

Human Services, Dept. of
2021-23 Biennium

Agency Number: 10000
Cross Reference Number: 10000-060-06-00-00000

<i>Source</i>	2017-19 Actuals	2019-21 Leg Adopted Budget	2019-21 Leg Approved Budget	2021-23 Agency Request Budget	2021-23 Governor's Budget	2021-23 Leg. Adopted Budget
Other Funds						
Business Lic and Fees	22,869	-	-	-	-	-
Care of State Wards	-	238,539	238,539	-	-	-
Interest Income	9,547	-	-	-	-	-
Sales Income	3,953	-	-	-	-	-
Donations	193,248	-	-	-	-	-
Grants (Non-Fed)	179,685	-	-	-	-	-
Other Revenues	312,977	2,125,917	2,125,917	4	-	-
Tsfr From Transportation, Dept	589	-	-	-	-	-
Total Other Funds	\$722,868	\$2,364,456	\$2,364,456	\$4	-	-
Federal Funds						
Federal Funds	237,843,807	251,837,656	251,837,656	69	-	-
Transfer to Counties	(78,200)	-	-	-	-	-
Tsfr To Administrative Svcs	(187,410)	(176,460)	(176,460)	-	-	-
Tsfr To Judicial Dept	(1,519,135)	(2,076,494)	(2,076,494)	-	-	-
Tsfr To Housing and Com Svcs	(29,114)	-	-	-	-	-
Total Federal Funds	\$236,029,948	\$249,584,702	\$249,584,702	\$69	-	-

DETAIL OF LOTTERY FUNDS, OTHER FUNDS, AND FEDERAL FUNDS REVENUE

Human Services, Dept. of
2021-23 Biennium

Agency Number: 10000
Cross Reference Number: 10000-060-07-00-00000

<i>Source</i>	2017-19 Actuals	2019-21 Leg Adopted Budget	2019-21 Leg Approved Budget	2021-23 Agency Request Budget	2021-23 Governor's Budget	2021-23 Leg. Adopted Budget
Other Funds						
Other Revenues	885,067	3,012,926	3,012,926	3,085,205	10,575,048	-
Total Other Funds	\$885,067	\$3,012,926	\$3,012,926	\$3,085,205	\$10,575,048	-
Federal Funds						
Federal Funds	91,280,942	83,842,517	83,842,517	87,938,678	81,447,687	-
Tsfr To Blind, Comm	(83,846)	-	-	-	-	-
Total Federal Funds	\$91,197,096	\$83,842,517	\$83,842,517	\$87,938,678	\$81,447,687	-

DETAIL OF LOTTERY FUNDS, OTHER FUNDS, AND FEDERAL FUNDS REVENUE

Human Services, Dept. of
2021-23 Biennium

Agency Number: 10000

Cross Reference Number: 10000-060-08-00-00000

<i>Source</i>	2017-19 Actuals	2019-21 Leg Adopted Budget	2019-21 Leg Approved Budget	2021-23 Agency Request Budget	2021-23 Governor's Budget	2021-23 Leg. Adopted Budget
Other Funds						
Other Selective Taxes	122,274,698	144,221,140	144,221,140	149,242,048	149,242,048	-
Business Lic and Fees	8,200,104	1,234,017	1,234,017	1,234,017	1,234,017	-
Admin and Service Charges	37,259,532	-	-	-	-	-
Care of State Wards	23,926	-	-	-	-	-
Fines and Forfeitures	531,527	-	-	-	-	-
Interest Income	2,100,942	-	-	-	-	-
Other Revenues	35,549,794	103,986,245	103,986,245	87,087,727	115,493,177	-
Tsfr From Oregon Health Authority	334,865	-	-	-	-	-
Tsfr From Nursing, Bd of	1,371,526	1,399,261	1,399,261	1,413,254	1,413,254	-
Total Other Funds	\$207,646,914	\$250,840,663	\$250,840,663	\$238,977,046	\$267,382,496	-
Federal Funds						
Federal Funds	2,118,214,121	2,488,511,056	2,488,511,056	2,744,328,788	2,664,518,069	-
Tsfr To Consumer/Bus Svcs	(121,616)	-	-	-	-	-
Total Federal Funds	\$2,118,092,505	\$2,488,511,056	\$2,488,511,056	\$2,744,328,788	\$2,664,518,069	-

DETAIL OF LOTTERY FUNDS, OTHER FUNDS, AND FEDERAL FUNDS REVENUE

Human Services, Dept. of
2021-23 Biennium

Agency Number: 10000
Cross Reference Number: 10000-060-09-00-00000

<i>Source</i>	2017-19 Actuals	2019-21 Leg Adopted Budget	2019-21 Leg Approved Budget	2021-23 Agency Request Budget	2021-23 Governor's Budget	2021-23 Leg. Adopted Budget
Other Funds						
Business Lic and Fees	326,708	-	-	-	-	-
Non-business Lic. and Fees	88,031	-	-	-	-	-
Care of State Wards	8,564,614	-	-	-	-	-
Fines and Forfeitures	149,163	-	-	-	-	-
Interest Income	151,167	-	-	-	-	-
Loan Repayments	1,751	-	-	-	-	-
Other Revenues	19,285,975	25,328,830	25,328,830	26,654,614	26,671,768	-
Transfer from General Fund	-	3,318,911	3,318,911	3,461,624	3,461,624	-
Tsfr From Education, Dept of	1,141,278	-	-	-	-	-
Tsfr To Long Term Care Ombud	(135,932)	-	-	-	-	-
Total Other Funds	\$29,572,755	\$28,647,741	\$28,647,741	\$30,116,238	\$30,133,392	-
Federal Funds						
Federal Funds	1,840,782,888	2,001,975,798	2,001,975,798	2,445,611,892	2,314,588,403	-
Total Federal Funds	\$1,840,782,888	\$2,001,975,798	\$2,001,975,798	\$2,445,611,892	\$2,314,588,403	-

DETAIL OF LOTTERY FUNDS, OTHER FUNDS, AND FEDERAL FUNDS REVENUE

Human Services, Dept. of
2021-23 Biennium

Agency Number: 10000
Cross Reference Number: 10000-060-10-00-00000

<i>Source</i>	2017-19 Actuals	2019-21 Leg Adopted Budget	2019-21 Leg Approved Budget	2021-23 Agency Request Budget	2021-23 Governor's Budget	2021-23 Leg. Adopted Budget
Other Funds						
Business Lic and Fees	-	-	-	1,146,144	1,588,366	-
Charges for Services	-	-	-	349,760	349,760	-
Care of State Wards	-	-	-	13,848,871	13,812,087	-
Interest Income	-	-	-	237,515	237,515	-
Other Revenues	-	-	-	8,932,189	8,769,859	-
Transfer In - Intrafund	-	-	-	10,844,421	10,844,421	-
Transfer from General Fund	-	-	-	14,091,688	14,091,688	-
Tsfr From Revenue, Dept of	-	-	-	2,876,601	2,876,601	-
Tsfr From Transportation, Dept	-	-	-	50,000	50,000	-
Transfer Out - Intrafund	-	-	-	(10,844,421)	(10,844,421)	-
Total Other Funds	-	-	-	\$41,532,768	\$41,775,876	-
Federal Funds						
Federal Funds	-	-	-	557,548,105	554,804,876	-
Tsfr To Administrative Svcs	-	-	-	(184,048)	(184,048)	-
Tsfr To Judicial Dept	-	-	-	(2,213,975)	(2,213,975)	-
Total Federal Funds	-	-	-	\$555,150,082	\$552,406,853	-

Oregon Department of Human Services Central and Shared Services, and State Assessments and Enterprise-wide Costs

Mission

To help Oregonians in their own communities achieve safety, well-being and independence through opportunities that protect, empower, respect choice and preserve dignity.

Goals

- Every Oregon child and youth in our care deserves to grow up safely – with support for success in school.
- Every Oregon adult deserves to live in safety – free from abuse, neglect and financial exploitation.
- Every Oregonian has the right to live as independently as possible – with dignity, choice and self-determination.
- Every Oregonian can work to the best of their abilities and contribute to their family and their community.
- All Oregonians deserve efficient and effective services from ODHS.

Overview

ODHS Central and Shared Services provide critical leadership and business supports necessary to achieve the agency’s mission: helping Oregonians achieve well-being and independence through opportunities that protect, empower, respect choice and preserve dignity.

ODHS and OHA govern their shared services through a board composed of operational leaders of the two agencies, ensuring that shared services are prioritized and managed to support program needs. The board and its subgroups have established service level agreements and performance measures for each service, implemented recent budget cuts selectively, moved staff in and out of shared services to rationalize service delivery, and begun implementing more integrated systems to support the performance of all our employees.

ODHS Central Services

ODHS Central Services provide essential supports to programs in achieving the department and programs mission, vision and outcomes.

Office of the Director

The ODHS Director’s Office is responsible for agency leadership, policy development, resource allocation, and administrative oversight for all programs, staff and offices in ODHS in a manner that supports equitable outcomes for Oregon’s diverse population. These functions are led by the Director and Deputy Director, and coordinated by the Director Cabinet members, with the Governor’s Office, the Legislature, other state and federal agencies, Tribes, partners and stakeholders, communities of color, LGBTQIA+ communities, local governments, advocacy and client groups, and the private sector. The Director and Deputy Director oversee Internal Audits and the Office of Training, Investigations and Safety, which provide shared services for both ODHS and OHA.

Chief of Staff

The Chief of Staff (COS) to the agency is a critically important role, enabling the Director to work most effectively with internal and external stakeholders to fulfill commitments to achieve agency mission, goals and outcomes. This is a highly strategic and facilitative role that requires a combination of focus and flexibility, as well as a willingness to play an active, behind-the-scenes role as the Director's “trusted advisor.”

Tribal Affairs

The Tribal Affairs Unit within the ODHS Director’s Office is a team committed to all Oregon tribal communities thriving mentally, physically, spiritually, and emotionally. Tribal Affairs works with all five ODHS programs to create and provide tribally appropriate programming, services, policies, and support. Through tribal consultation with Oregon’s Nine Federally Recognized Tribes, ODHS ensures programming, services, and policies meet the needs of Oregon tribal communities.

Office of the Chief Financial Officer

The Office of the Chief Financial Officer (OCFO) provides optimal business services to ensure accountability, data-driven decisions, and stewardship of resources in support of the ODHS mission. This is done by working closely with ODHS and OHA programs and the OHA Chief Financial Officer, to ensure accurate, timely and efficient recording and management of financial resources; culturally competent and equitable services; authorizing the redistribution of available resources to meet changing needs; and establishing administrative controls. This office also oversees budget, planning and analysis functions for

ODHS-based programs and leadership of the ODHS budget with the Governor's Office, Legislature, Department of Administrative Services (DAS), Legislative Fiscal Office (LFO) and ODHS partners.

Office of the Chief Administrative Officer

The Office of the Chief Administrative Officer (CAO) provides leadership and direction for the ODHS Shared Services and selected Central Services. The CAO oversees the service level agreements (SLA) between Shared Services and OHA. Through SLAs, the CAO provides leadership to ensure that the services provided by each unit utilize the most current best practices from their respective fields to optimize services in the most fiscally responsible and equitable manner possible. The CAO ensures that all services and business practices are conducted in a culturally responsive and equitable manner. This oversight includes that of the Office of Program Integrity, which provide operational and case reviews, often mandated by law, to determine how accurately the agency is making eligibility determination; the office provides training where needed. The CAO also oversees Information Support Services and the Office of Business Information, again to ensure policy integrity through data and IT solutions.

Office of Human Resources

The Office of Human Resources serves as a strategic business partner to managers and staff by providing comprehensive human resource services in alignment with agency and program mission and goals. The Office of Human Resources works closely with agency management and labor on workforce strategies that support organizational and program strategic priorities and a healthy workplace culture. Our goal is to ensure ODHS has a diverse workforce with the right skills, training, and support to perform their work effectively and successfully. The Office of Human Resources ensures compliance with all federal, state and local laws, rules and regulations pertaining to personnel matters, affirmative action and equal employment opportunity.

Office of Communications

This office supports the mission by connecting Oregonians with the information they need to access and receive services from the department. The communications team also helps engage the public in the work of ODHS, which leads to more effective and inclusive policy making. This includes implementing communication plans, coordinating social media and website content, writing direct notices to clients, and talking with the media and legislature. The Office of Communications engages with diverse audiences, including employees, clients, legislators, stakeholders and interest groups, providers and partners, local governments, other state and federal agencies, policymakers, tribes, the news

media, targeted audiences, as well as the public. The unit strives to use culturally relevant and linguistically competent communication practices to effectively reach Oregonians. Effective communication is the primary vehicle to demonstrate public transparency, accountability and trust. The office also provides support to the department's priority projects as defined by the ODHS Director and executive team.

Office of Government Relations

This unit is essential to the agency's core functions through ensuring that any statutory, policy and budget implications positively impact the Oregonians that we serve. This team coordinates all ODHS legislative matters, key stakeholders, federal partners and the Governor's Office. The government relations unit also supports both field and central office staff providing consultation and support in legislative and policy changes. Staff in this unit support the director of ODHS, the directors of all programs and operations in ODHS and the field. Legislative work is conducted with the intent of eliminating existing inequities and to promote equitable outcomes, using a comprehensive equity lens.

Office of Legal Relations

This unit manages all lawsuits, tort claims, and subpoenas related to ODHS program and operations. Staff in this unit provide expert consultation to ODHS field and central office staff, Department of Justice (DOJ) and Department of Administrative Services (DAS) Risk Management in policy related to legal matters. This team ensures timely completion of the required judicial documents to move smoothly through a complex legal matter.

Public Records Unit

The ODHS Public Records Unit (PRU) reviews, completes and responds to requests from clients, the media, and other public entities and individuals. The unit focuses on consistency, transparency and adherence to public records law across all programs within the agency. The centralized team affords the ODHS workforce, as well as partners, with streamlined responses for records requests and serves as a single point of contact for questions. The Public Records Unit also provides ODHS with the opportunity to deliver equitable services and to better support the needs of customers we serve.

Office of Equity and Multicultural Services

The Office of Equity and Multicultural Services (OEMS) provides leadership and direction in supporting the integration of equity, diversity and inclusion policies and initiatives throughout the agency. As an office that assists all ODHS program areas,

OEMS has two main charges. The first is to guide the agency to ensure a diverse workforce that has the cultural agility and language skills to serve the needs of all Oregonians; and second is to help the agency work toward equitable outcomes for all populations using ODHS services. OEMS accomplishes this mission through policy-making, strategic planning, quality improvement consulting, technical assistance, research, Employee Resource Groups (ERGs), Diversity Committees, community engagement, advocacy, ally-ship, partnerships and continuous learning.

Office of Reporting, Research, Analytics, and Implementation

The Office of Reporting, Research, Analytics, and Implementation (ORRAI) compiles reports, conducts research, analyzes data, implements research, and provides inter-agency program as well as enterprise wide data. ORRAI provides mission-critical information to directors, legislators, partner agencies, and the public. The office utilizes predictive analytics, workload modeling, and ODHS and inter-agency program data to improve outcomes for children and families. The office translates data into information and develops practitioner tools to ensure decisions are data informed.

Integrated Eligibility Project Office

The Integrated Eligibility Project Office was established to carry out the project's requirements, as described in the Budget Narrative of this document, including promoting and protecting civil rights of Medicaid clients.

Office of Organizational Development

The Office of Organizational Development oversees organizational capacity for continuous advancement toward the ODHS mission critical goals. This includes building enterprise partnerships within the community; managing a portfolio of projects impacting organizational development; supporting employee development towards change; employing Lean principles through continuous improvement activities; implementing the ODHS performance management system; and supporting volunteerism centrally in ODHS and throughout field operations.

Shared Services

ODHS Shared Services supports both ODHS and OHA by providing optimal business services to ensure accountability, data-informed decisions, and stewardship of resources. ODHS Shared Services contains the following key offices and programs that serve both ODHS and OHA.

Budget Center

This area provides budget planning, financial analysis, position management consultation, facilities and motor pool coordination, and technical budget support

for ODHS and OHA. These services are provided for department leadership, program, policy and field managers, staff and external policymakers.

Office of Forecasting and Research and Analysis

Office of Forecasting and Research and Analysis (OFRA) supports ODHS and OHA by providing accurate, timely, unbiased caseload forecasts, and related research and analysis to support budgeting, policy development, identification and elimination of inequitable outcomes, and operational planning. This unit reports to the ODHS OCFO.

The Office of Enterprise Data Analytics (OEDA) and Geospatial Information Systems (GIS)

This office conducts inter-agency research and advanced statistical modeling to answer cross agency and/or cross programmatic operational questions. GIS provides geospatial analysis for OHA, ODHS and other state agencies.

Office of Financial Services

This office provides shared financial services to ODHS and OHA. Services include receipting, recording and applying state and federal revenue, disbursing resources to clients, providers, vendors, contractors, administering employee payroll and benefits, ensuring accounting transactions are accurately recorded, reconciled and reported to state and federal partners, managing financial systems, and ensuring a proper control environment. This office reports to the ODHS OCFO and the OHA CFO.

Human Resources Center (HR)

This office provides essential HR administrative functions and services for ODHS and OHA, and supports organizational development and an improved common culture of leadership, diversity, inclusion, and engagement across both agencies, through: personnel records management; leave administration; ADA reasonable accommodations, centralized position administration; staff and management training; facilitation service; HR data analysis and reporting; HR policy administration; and internal communication strategies and resources for managers and staff.

ODHS/OHA Occupational Health, Safety & Emergency Management Program (OHSE)

This office provides employee services to both ODHS and OHA. Services include employee occupational health and safety, workers' compensation tracking and program analysis, property loss tracking, threat management assessments and tracking, continuity of operations planning, emergency preparedness, trauma-

informed services, suicide prevention program, administration of the Employee Assistance Programs (EAP) and risk management. Work within these program areas includes the development and delivery of training, regulatory compliance monitoring, strategic planning and legislative tracking. OHSE also maintains responsibility for statewide emergency management and recovery operations under the Oregon Emergency Operations Plan and the Oregon Recovery Plan and represents ODHS on the Oregon Emergency Response Council.

Background Check Unit

The Background Check Unit (BCU) provides a comprehensive background screening process to determine if an individual should be allowed to have access to vulnerable people, IT systems or client information. BCU also provides centralized support for FBI Criminal Justice Information Services (CJIS) clearance and training for ODHS and OHA staff. BCU is also Oregon's point of contact for processing out-of-state child protective service check requests in support of federal legislation.

Office of Facilities Management

This office provides the management and oversight of all facility and leasing related matters for ODHS and OHA administrative offices, branch offices, and other facilities statewide. Its staff and operations support the departments' missions by ensuring that buildings are safe and universally accessible, and by maintaining and operating buildings, telecommunications, and their physical infrastructure in a cost-effective, sustainable and environmentally responsible manner. This office collaborates with both ODHS and OHA leadership to develop long-term strategic plans for the facilities needs of both organizations.

Office of Imaging and Records Management

This office provides services tailored to the business and program operational needs related to: agencies' delegated authority regarding imaging, electronic and physical document and records management; data entry of documents to send data to mainframe applications to generate payment to medical and child care providers; image and data capture of source documents into a central repository; image and data capture of documents into electronic workflow eliminating the need for the customer(s) to process physical documents; archive storage of physical records; tracking of archived records; shipping of archived records; and destruction of physical documents/records per agreement and Secretary of State's Office retention schedule.

Office of Contracts and Procurement

The Office of Contracts and Procurement (OC&P) supports all offices of ODHS,

OHA, and the Home Care Commission by procuring supplies and services in the most cost-effective manner through innovative and responsible solutions. The unit provides guidance, training and support as needed to meet the contracting and procurement needs of both organizations. OC&P assists agencies with their supplier diversity programs that seek to include women, minority and emerging small businesses.

Office of Training Investigations and Safety (OTIS)

This office is responsible for conducting and coordinating abuse investigations and providing protective services statewide in response to reports of abuse and neglect to people they serve, including:

- Adults over the age of 65
- Adults with physical disabilities
- Adults with intellectual or developmental disabilities
- Adults with mental illness
- Children receiving residential treatment services

Office of Internal Audit and Consulting

This unit provides independent and objective information and consulting services for ODHS/OHA. The internal audit team reviews all areas of ODHS/OHA including centralized operations and programs, field offices and institutions. The unit provides other services such as consultation on internal controls and process improvement efforts, facilitation of risk assessment activities, coordination of external audits and tracking and follow-up on both internal and external audit findings.

Office of Payment Accuracy and Recovery

This office provides recovery services by identifying and recovering funds paid in error to clients or providers; investigates allegations of fraudulent activities; investigates and recovers state funds expended for services when a third party should have covered the service; and recovers funds from the estates of Medicaid recipients for the cost of cash and medical benefits provided.

Publications and Creative Design Services

Publications and Creative Design Services manages the writing, design, development, printing and distribution of ODHS and OHA publications for internal and external audiences, which includes accessible formats and multiple languages. This unit plays a central role in document translation services for both agencies. P&D provides consulting to plan professional quality publications that reflect ODHS and OHA style guidelines; edits and proofs

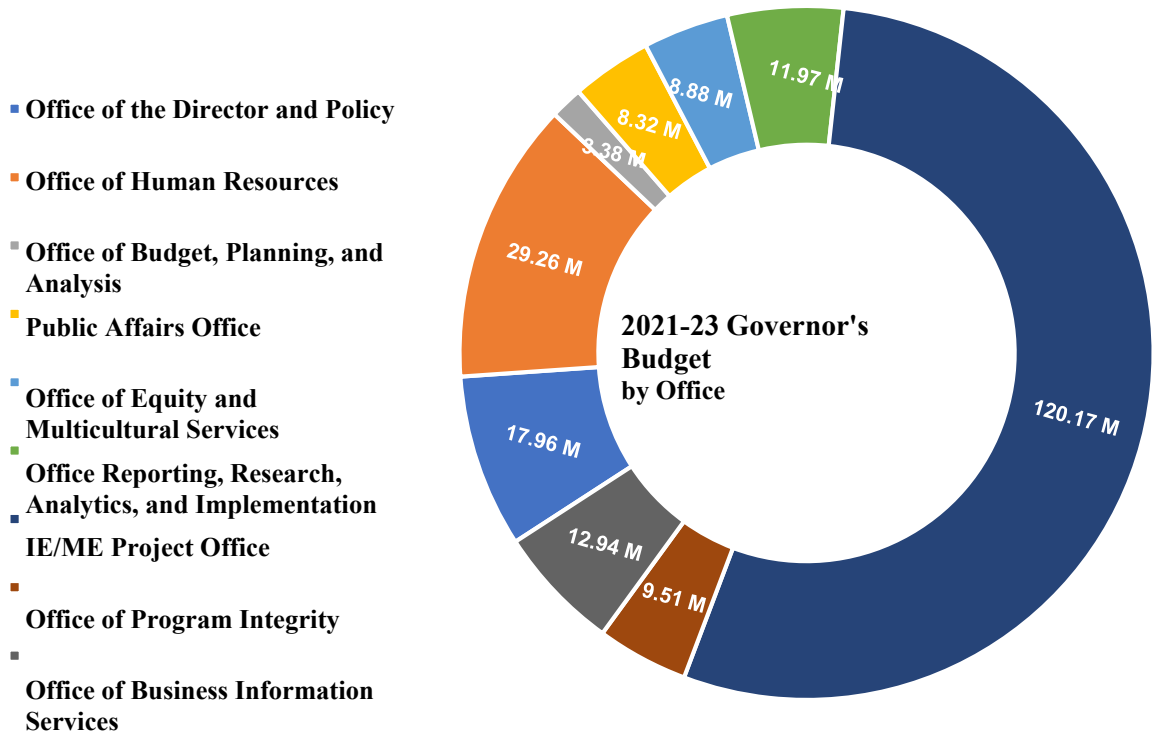
materials created by staff experts and partners in their individual fields; provides graphic design, layout, original and digital illustration, forms creation, graphic artwork and Web and electronic materials.

State Assessments and Enterprise-wide Costs

ODHS also has statewide assessments that include DAS charges such as the State Government Service Charge, Risk Assessment and State Data Center Charges. Rent for all of ODHS is in the Facilities budget, IT Direct is for all computer replacement needs. The Shared Services funding is the revenue for the ODHS portion of ODHS and OHA shared services and Debt services is to pay off Certificates of Participation or Q-Bond loans taken for major ODHS projects. Each service, both shared and assessed, are important for ODHS to attain its programmatic outcomes. It is critical to continue to look for efficiencies in our systems, processes or staffing.

Oregon Department of Human Services: Central Services

Primary Long-Term Focus Area: Excellence in State Government
 Secondary Long-Term Focus Area: N/A
 Program Contact: Eric Moore



Program Overview

ODHS Central Services’ budget consists of the Office of the Director and Policy, the Office of Human Resources, the Office of Budget, Planning, and Analysis, Public Affairs Office, the Office of Equity and Multicultural Services (OEMS), the Office of Reporting Research Analytics Implementation (ORRAI), Office of Business Information Systems, and the Integrated Eligibility/Medical Eligibility Project Office. These offices provide essential business supports to programs in achieving the department and programs mission, vision and outcomes.

Program Funding Request

	General Fund	Other Funds	Federal Funds	Total Funds	Positions	FTE
2019-21 LAB	49,192,572	44,907,776	180,890,447	274,990,795	244	240.54
2021-23 GB	108,479,079	2,802,883	111,119,774	222,401,736	362	354.95
Difference	59,286,507	-42,104,893	- 69,770,673	52,589,059	118	114.41
Percent change	120.52%	-93.76%	-38.57%	- 19.12%	48.36%	47.56%

Office of the Director and Policy

The Director’s Office is responsible for overall leadership, policy development, and administrative oversight. These functions are coordinated with the Governor’s Office, the Legislature, other state and federal agencies, partners and stakeholders, local governments, advocacy and client groups, and the private sector.

The Director’s Office provides leadership in achieving the mission of the agency: helping Oregonians achieve well-being and independence through opportunities that protect, empower, respect choice and preserve dignity. The office supports all ODHS field offices and central office programs by managing legislative and legal matters, communications, client concerns, written rules, and contested hearings.

Governor’s Advocacy Office (GAO)

This office responds to concerns and complaints, including civil rights and discrimination, related to ODHS programs and services. This office operates independently of ODHS programs and reports directly to the Governor and ODHS Director by providing a quarterly report on the status of patterns of complaint. This team of ombudsmen works closely with field and central office staff, the Governor’s Office, legislators, community partners, and the ODHS Director’s Office to successfully, equitably and respectfully reach resolution.

Chief of Staff

The Chief of Staff (COS) to the agency is a critically important role, enabling the Director to work most effectively with internal and external stakeholders to fulfill commitments to achieve agency mission, goals and outcomes. This is a highly strategic and facilitative role that requires a combination of focus and flexibility, as well as a willingness to play an active, behind-the-scenes role as the Director's 'trusted advisor'. Chief Strategist/Policy Advisor, Leadership of Special

Projects/Initiatives, Issue Identification, Preparation for, and facilitation of, agency critical meetings, Communication and Executive Team Communication Support.

Tribal Affairs

The ODHS Director's Office is also home to Tribal Affairs. ODHS is committed to positive working relationships with the nine confederated tribes in Oregon. Staff regularly engage with tribal governments through tribal liaisons and continually strive to ensure these communities receive equitable and appropriate human services.

Office of the Deputy Director

The ODHS Deputy Director is responsible for Internal Audits, Business Intelligence, Licensing and Regulatory Oversight, Continuous Improvement, Information Technology (IT) Business Supports, Adult Abuse Prevention and Investigations, Program Integrity, Office of Payment Accuracy and Recovery, and the Chief Financial Officer.

Office of Program Integrity (OPI)

OPI conducts analysis and tests to determine whether ODHS is implementing programs in the way they were designed, and trains caseworkers based on their findings to improve program integrity. The office conducts operational and case reviews as well as field visits, many mandated by federal law, to determine how accurately each program is making eligibility and other program determinations.

Office of Human Resources (Dedicated HR)

Human Resources serves as a strategic partner to our staff, providing proactive, comprehensive human resources services, in alignment with agency and programs' mission and goals. This office works closely with internal customers and management on Workforce Strategies that support agency and program needs and strategies, and building a healthy workplace culture of ongoing development and feedback to ensure the agency has a diverse workforce with the skills, training, and support to do their work, now and in the future.

Public Affairs Office

The Public Affairs Office is made up of three work units: Communications, Legislative, and Legal. The office provides ODHS with unified support and

coordination in community outreach and communication, legislative action and strategy:

- **Communications Unit** - This office supports the mission by providing accurate information to employees, clients, legislators, stakeholders and interest groups, providers and partners, local governments, other state and federal agencies, policymakers, news media, targeted audiences and the general public. Effective communication is the primary vehicle to demonstrate public transparency, accountability, and trust. The office also provides support to the department's priority projects as defined by the Director and executive team.
- **Government Relations Unit** - This unit is essential to the agency's core functions by ensuring any statutory, policy and budget implications are positively impacting Oregonians. This team coordinates all ODHS legislative matters with legislative offices, key stakeholders and the Governor's Office. The government relations unit also supports field and central office staff providing consultation and support in legislative and policy changes, primarily working with central office staff on policy development for program services. During a legislative session, this unit tracks, assigns, reviews and focuses on policy implications related to ODHS programs and operations. Staff in this unit support the director of ODHS, the directors of all program and operations in ODHS and the district managers in field offices. Legislative work is conducted with the intent of eliminating existing inequities and to promote equitable outcomes, using a comprehensive equity focus.
- **Legal Unit** - This Unit manages all lawsuits, tort claims, and subpoenas related to ODHS programs and operations. Staff in this unit provide consultation to ODHS field and central office staff, Department of Justice (DOJ) and Department of Administrative Services (DAS) Risk Management in policy related to legal matters. This team ensures timely completion of the required judicial documents to move smoothly through complicated legal matters.

Office of Equity and Multicultural Services (OEMS)

The Office of Equity and Multicultural Services provides leadership and direction in supporting equity, diversity and inclusion initiatives throughout the agency. OEMS guides systemic changes to both internal workforce developments as well as improve service delivery to all Oregonians. The goals of the office include reducing service disparities in all program areas; ensuring a diverse and culturally competent workforce; removing barriers to a welcoming work environment; and improving life outcomes for all ODHS clients.

Office of Reporting, Research, Analytics, and Implementation

The Office of Reporting, Research, Analytics, and Implementation (ORRAI) creates reports, conducts research, analyzes data, implements research, and provides caseload/workload estimates for all programs. ORRAI provides mission critical information to the director and executive staff, program directors, legislators, partner agencies, and the public. The office translates data into information and develops practitioner tools to ensure decisions are data informed. The Office is reliant on predictive analytics to improve outcomes for children and families. ORRAI also implements an equity analyses to identify inequities and progress towards equitable outcomes, as well as to inform agency programs and decision-making.

Office of Business Information Services

The Office of Business Information Services (OBIS) is responsible for ensuring ODHS program and policy integrity in Enterprise IT Projects and in operations and maintenance efforts. OBIS specialize in standards and practices of Business Analysis and User Acceptance Testing Services related to Enterprise IT solutions. OBIS support the ODHS mission and program integrity through the following services:

- Provides collaboration and strategic planning with State, Agency, Program and other related business and IT organizations regarding governance, priority and resource management of IT projects and enhancement, as related to State and ODHS Business Information Services
- Provides vendor, contract and budgetary oversight, as directed, for some Enterprise IT projects and operations and maintenance solutions, as defined
- Design and application of Enterprise level business analytic and testing service standards and practices
- Provides centralized Business Analytic support to Enterprise level IT projects and enhancements
- Provides centralized Business Analysis and User Acceptance Testing services for the Oregon Eligibility system
- Provides a scalable central BA and UAT model for other IT solutions, as defined
- Collaborates with all other agency Business Support Units (BSUs), Business Information Service units (BISs) and other to promote best practices, process improvement and increased program integrity across all Business Analytic services bridge the gap between IT solutions and business need. They assist

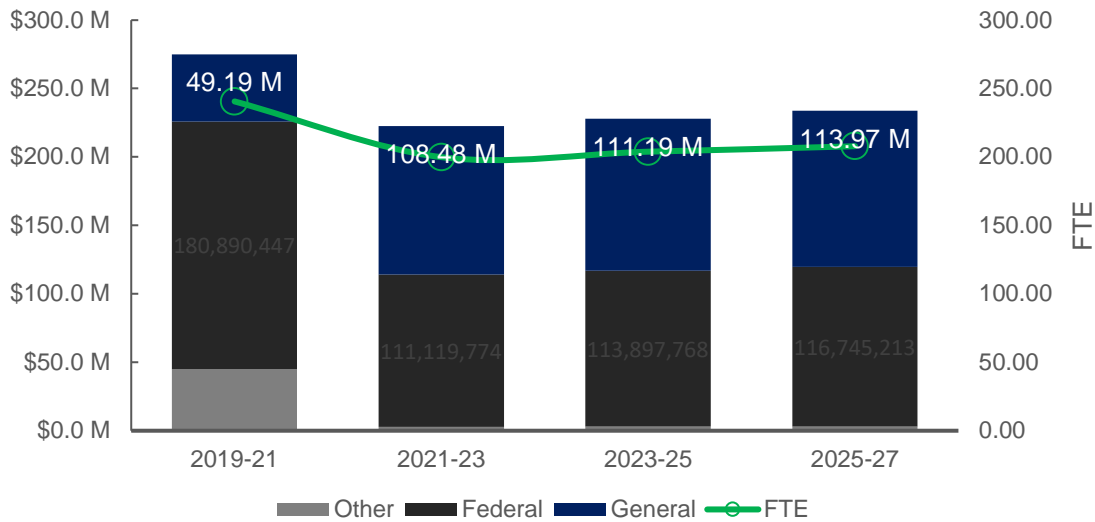
ODHS program policymakers maximize strategic use of technology, while defining clarity and precision in our business solutions. Rigorous Business Analytics and system testing improve our projects, systems and increase program integrity across our Enterprise.

Integrated Eligibility and Medicaid Eligibility Maintenance and Operations Office

Integrated Eligibility and Medicaid Eligibility (IE/ME) Maintenance and Operations Office has been established to carry out the requirements of the Integrated Eligibility and Medicaid Eligibility IT Project, as described in the Budget Narrative of this document, including promoting and protecting civil rights of Medicaid clients.

Program Justification and Link to Focus Areas

ODHS Central Services Budget Outlook



Central Services provide critical leadership and business supports necessary to achieve the mission of the agency: helping Oregonians achieve well-being and independence through opportunities that protect, empower, respect choice and preserve dignity. Central Services include the cost of ODHS Budget, Planning and Analysis, the Director, Governor’s Ombudsmen, Legislative and Communications & support, Diversity and Dedicated Human Resources.

The ODHS Central Services budgets are structured and administered according to the following principles:

Control over major costs

The department centrally manages many major costs. Some of these costs, like many DAS charges, are essentially fixed to the agency. Others, like facility rents, are managed centrally to control the costs. Also, the department strongly supports and actively participates in statewide efforts to locate work across the enterprise and install performance management systems to perform administrative functions more efficiently and effectively.

Performance management system

The department uses a performance management system containing the following key elements:

- A clear statement of the outcomes ODHS must achieve.
- Descriptions of the processes ODHS uses to achieve its outcomes.
- Measures of success for each outcome and process.
- Owners for each measure.
- Written “breakthrough” strategies for each initiative that will significantly improve outcomes and processes.
- A quarterly all-day all-leadership review of progress on each measure and strategy.
- Best practices in installing performance management require specific skills - especially in project management, Lean tools, data analysis, and professional development of managers. ODHS has reallocated resources and used savings to make some of these investments, but it must increase these skills as much more needs to be done.

Enabling Legislation/Program Authorization

ORS 409.010

Funding Streams

- Allocated Costs – Costs benefiting more than one federal or state program are charged to a cost allocation pool. The allocating grant numbers accumulate costs until the monthly cost allocation process is run.
- Direct Charge – Costs benefiting a single federal or state program are charged directly to the grant number representing the program. There is no additional allocation for these costs.
- Monthly Process – The process runs each month based on actual accumulated costs. On a monthly basis, statistics are generated to complete the allocation

process. The cost allocation pools are cleared each month by the operation of the cost allocation process to transfer the costs to the final grant and cost objective.

- Federal Financial Participation (FFP) Calculation – After costs are allocated to final cost objectives, ODHS calculates and records the level of Federal Financial Participation for the specific grant.

Funding Justification and Significant Changes to CSL

There were five policy option packages included in Central Services’ Governor’s Budget.

PACKAGE NO. 70	PACKAGE TITLE Revenue Shortfall				
GENERAL FUND 0	OTHER FUNDS 0	FEDERAL FUNDS (651,505)	TOTAL FUNDS (651,505)	POSITIONS	FTE
PACKAGE DESCRIPTION Several federal block/capped grants are used to fund positions and Services and Supplies in Central Services offices through cost allocation. These grants include TANF, SSBG, OCAN and VR Basic 110. The budget building process inflates the underlying costs for Personal Services each biennium due to step increases, COLAs, etc. This creates FF limitation without an actual revenue source for the portion related to block grants. To address this, there needs to be an adjustment of the budgeted fund split for positions in Central Services. Central Services Offices included in this POP proposal include ODHS Director’s Office, BPA, HR, OEMS, Public Affairs, ORRAI, and Program Integrity.					

PACKAGE NO. 105	PACKAGE TITLE HR Staffing Stabilization				
GENERAL FUND 10,992,974	OTHER FUNDS 0	FEDERAL FUNDS	TOTAL FUNDS 10,992,974	POSITIONS 40	FTE 39.50

PACKAGE DESCRIPTION

The purpose of this request is to create permanent positions for current staff working within the ODHS HR Department in unfunded positions. As ODHS is the largest state agency providing critical services to 1.5 million vulnerable Oregonians, ODHS Programs must be able to recruit, select, retain and appropriately manage their human resources.

If this POP is not approved, ODHS will be at significant risk for employment litigation, lack of staffing resources for ODHS Programs and impacted services for Oregon’s most vulnerable citizens.

PACKAGE NO. 107	PACKAGE TITLE Diversity, Equity and Inclusion				
GENERAL FUND 3,786,753	OTHER FUNDS 18,371	FEDERAL FUNDS 728,434	TOTAL FUNDS 4,533,558	POSITIONS 7	FTE 6.16

PACKAGE DESCRIPTION

The Office of Human Resources provides a broad range of workforce management services to support the operation of all ODHS programs serving to 1.5 million vulnerable Oregonians. The size and complexity (approximately 10,000 employees, nearly 1/3 of state government) requires multiple specialized divisions within the Office of Human Resources to ensure that all ODHS program areas can recruit, select, retain and appropriately manage their human resources. The Office of Human Resources provides the following services to ODHS: Training and Legal Compliance: The Office of Human Resources establishes, maintains and provides crucial workforce trainings regarding Harassment Free Workplace, Violence Free Workplace, Respectful Workplace, Human Resources Essentials, Workday Support, Interviewing, Selection and Hiring, and other human resource topics. The Office of Human Resources collaborates with multiple labor unions, with other State Agencies- DAS, DAS-Risk, BOLI, ERB, DOJ Labor & Employment, Trial and Appellate Divisions to assess and mitigate risk for the Agency. The Office of Human Resources administers State and Federal Leave Laws (FMLA, OFLA, Extended FMLA), the American with Disabilities Act, State and Federal Labor Laws as defined by the Equal Employment Opportunities

Commission (EEOC) and the Oregon Bureau of Labor and Industries (BOLI).
Workforce Management: The Office of Human Resources manages approximately 300-350 workforce management issues which includes conducting investigations, drafting non-disciplinary and disciplinary documents, investigating and responding to union grievances, managing TORT responses, and lawsuits against the organization. **Program Staffing:** Annually ODHS also has approximately a 14 percent turnover rate. The Office of Human Resources opens more than 2,000 job recruitments, receives over 120,000 applications and assesses applications to identify top candidates to hiring managers. HR works closely with managers to develop their recruitment and selection strategies and management's ongoing performance management and supervision priorities. **Classification & Compensation:** ODHS completes 3,500 Pay Equity Assessments, approximately 300 position allocation reviews and classification studies. ODHS processes over 1,000 Pay Differential Requests annually. Human Resources supports managers with their workforce management classification and salary administration requirements.

PACKAGE NO.	PACKAGE TITLE				
118	CW Stabilization				
GENERAL FUND	OTHER FUNDS	FEDERAL FUNDS	TOTAL FUNDS	POSITIONS	FTE
4,438,678	132,774	4,379,008	8,950,460	34	29.92
PACKAGE DESCRIPTION					
<p>The purpose of this request is to stabilize the Child Welfare program by attaining position authority for currently non-budgeted double-filled positions that are critical to Child Welfare operations and services. The agency and the Child Welfare program have historically used double fills to address workload needs that could not be met by budgeted positions. This package requests position authority for 99 positions (87.12 FTE) throughout various Child Welfare units as well as some Central office units that are critical to Child Welfare's stability</p>					

PACKAGE NO. 206	PACKAGE TITLE Integrated Eligibility				
GENERAL FUND 27,527,605	OTHER FUNDS 0	FEDERAL FUNDS 19,833,204	TOTAL FUNDS 47,360,809	POSITIONS 20	FTE 20.00

PACKAGE DESCRIPTION

This POP requests resources and funding to provide stability and continued support for the Integrated Eligibility (IE) program. The Integrated Eligibility initiative is a multi-biennium effort to develop a comprehensive unified system called ONE that integrates eligibility determination for Non-MAGI Medicaid, Supplemental Nutrition Assistance Program (SNAP), Temporary Assistance for Needy Families (TANF) and Employment Related Day Care (ERDC) benefits. This system represents an essential lifeline to vulnerable Oregonians in need.

The IE program is an umbrella under which multiple inter-dependent yet disparate bodies of work fall.

- o The core system will be implemented statewide before July of 2021. Following implementation there will be a substantial stabilization period to resolve defects, add minor enhancements and help staff adjust to the new system.

- o Major enhancements to the system will be needed to add functionality that was not included in the original system requirements. These include functionality such as:

- o Mandated changes for Asset Verification Services

- o Updates to Medicare information

- o Mandated and/or required reports for all programs

- o Additional federal reporting or federal changes that have been passed nationally regarding the SNAP program

- o Increased functionality for operational efficiency to ensure Oregonians receive the services they need in the most efficient method possible

- o User Acceptance Tools need to be upgraded to support further enhancements.

For example, Team Foundation Server must be upgraded to the latest version (Azure DevOps Server) before it reaches end-of-life. All UAT activities are currently supported by the State and are not provided by Deloitte.

- o The Eligibility Transformation team which provides trainers, subject matter experts and leadership will need to continue to provide support services into the 2021-23 biennium.

o Ongoing support of the Legacy systems relied upon by IE. Changes made to the IE core system typically require changes to the legacy systems, which ultimately pays out benefits for clients. Test environments created to support user acceptance testing and on going support and maintenance for the existing automated test suite were not included in previous funding requests. Additional resources will be needed to ensure the environment and tools can support system changes, system enhancements, testing and training. Disaster Recovery functionality and testing needs to be established for IE core.

o On-going Maintenance & Operational (M&O) support will be provided by Deloitte for the core system. Funding is requested through this POP for those M&O expenses.

The Integrated Eligibility (IE) program must meet the needs of the Oregonians in which it serves. Enhanced Federal funding will continue to be available to finance a portion of the requests outlined for enhancements. Items that are M&O or not new development are not eligible for enhanced funding but can receive funds under the maintenance and operational federal match.

The Governor's Budget proposes reductions as follows:

- Reduction in Professional Service and Office expenses
- Additional 3% Vacancy Savings
- Eliminate most inflation for Supplies and Services
- Reduction for Attorney General services charges
- Reduction for DAS service charges
- Received 14 A&M positions from August 2020 Special Session

Oregon Department of Human Services: Shared Services

Primary Long-Term Focus Area: Excellence in State Government
 Secondary Long-Term Focus Area:
 Program Contact: Eric Moore

Shared Service Programs

ODHS Shared Services	GF	OF	FF	TF	POS	FTE
Shared Services Administration		1,735,094		1,735,094	5	5.00
Budget Center		4,060,992		4,060,992	15	15.00
Office of Forecasting & Research Analysis		3,989,607		3,989,607	12	12.00
Office of Financial Services		31,599,263		31,599,263	149	147.88
Human Resources Center		-		-	-	-
Facilities Center		6,320,504		6,320,504	29	29.00
Imaging & Records Management Svcs		15,264,858		15,264,858	81	79.37
Office of Contracts & Procurement		11,560,419		11,560,419	46	45.60
Office of Training, Investigations & Safety		20,224,580		20,224,580	78	77.45
Internal Audit and Consulting		2,438,165		2,438,165	9	8.97
Office of Payment Accuracy & Recovery		33,854,718		33,854,718	156	155.52
Publications and Creative Services Office		3,657,758		3,657,758	17	17.00
Background Check Unit		18,050,444		18,050,444	67	66.50
Oregon Enterprise Data and Analytics		3,353,544		3,353,544	12	12.00
Occupation Health, Safety & Emergency Mgmt		898,569		898,569	4	3.50
ODHS Shared Services Total	-	157,008,515	-	157,008,515	680	674.79

Program Overview

ODHS Shared Services supports ODHS and OHA by providing optimal business services to ensure accountability, data driven decisions, and stewardship of resources.

Program Funding Request

SHARED SERVICES	GF	OF	FF	TF
LAB 19-21	\$ -	\$ 147,436,690	\$ -	\$ 147,436,690
GB 21-23	\$ -	\$ 157,008,515	\$ -	\$ 157,008,515
Diff.	\$ -	\$ 9,571,825	\$ -	\$ 9,571,825
% Diff.	0%	6%	0%	6%

Program Description

ODHS Shared Services contains the following key offices and programs:

Shared Services Administration

This office provides leadership and direction for the shared services offices.

The goals of the Shared Services offices are to:

- Implement standardized business practices that are used throughout ODHS/OHA;
- Increase the efficiency, effectiveness and coordination of administrative services through the consolidation of functions across ODHS/OHA;
- Provide relevant information and recommendations regarding budget, forecasting and analysis of policy issues;
- Ensure effectiveness and efficiency in program management and measurement of results;
- Develop clear, concise information to support effective decision-making;
- Work effectively across ODHS/OHA to ensure department policies are incorporated and appropriately reflected in both agencies' budgets; and
- Provide reliable caseload and cost-per-case forecasts for all major programs, incorporating impacts of policy changes, changing demographics and any other relevant information available.

Budget Center

This office provides program and administrative budget planning, financial analysis and technical budget support for ODHS and OHA. These services are provided for department and program leadership, policy and field managers, staff and external policymakers.

- Monthly & Quarterly Budget Financial Services
- Budget & Position Tracking & Reporting Services
- Legislative Fiscal Coordination
- Budget & Position Technical Assistance & Training
- Shared Services Budget Committee Staffing

Office of Forecasting, Research and Analysis (OFRA)

This office provides client caseload forecasting services for ODHS and OHA. The Office of Forecasting, Research and Analysis provides critical forecasting and technical support to assist program managers to determine projected need for services and to develop the department budget to address these needs, anticipate changes in federal and other funding streams that may affect the ability to provide services, assure compliance with federal funding regulations and requirements, manage appropriation allotments and cash flow throughout the biennium, provide analysis and estimates to respond to inquiries from internal and external parties, and provide information and assistance in managing the ODHS/OHA budgets during the biennium.

- Client caseload forecasting:
- Producing semi-annual caseload forecasts for various ODHS programs (divisions);
- Monitoring actual client counts compared to the forecast; and
- Tracking and researching local, state and national trends affecting client caseloads

Geographic Information Systems (GIS) – Location Data Services

The GIS Location Data Services group is a part of the Office of Forecasting, Research and Analysis. This group develops, codes and maintains spatial data sets related to program areas within the ODHS and OHA. The team is responsible for,

- mapping existing data
- spatial coding of data
- data development
- overlay Analysis
- travel-time and least-cost path analysis

Office of Financial Services (OFS)

This office provides accounting services, administers employee benefits and payroll, prepares financial reports, and collects funds owed to ODHS and OHA. This office provides accurate, accountable and responsive financial management and business services to ODHS and OHA clients, providers, vendors, stakeholders and employees in support of both agencies' missions and in compliance with state laws and federal policies, rules and regulations. OFS is organized by functional area with the goal of maximizing operational efficiency. OFS works closely with

the DAS State Controller's Division, other state agencies and the federal government.

- The **Accounts Receivable Unit** produces invoices, collects funds due back to ODHS/OHA, and provides ODHS/OHA Accounts Receivable collection data annually to the Legislative Fiscal Office (LFO). This unit also receives, and processes garnishments levied on the department.
- The **Receipting Unit** deposits all negotiable instruments received by ODHS/OHA; accurately records the revenue and reduction of expense transactions into SFMA for these receipts, as well as from credit card and ACH activity in ODHS/OHA Treasury accounts.
- The **Disbursements and Travel Unit** processes invoices for goods and services including rent, utilities, supplies, interagency services, SPOTS VISA and travel claims for ODHS/OHA employees and other authorized non-state individuals.
- The **Contract Payments Unit** processes contract payments for services with providers and local governments, ensures payments are within contract limitations, and processes contract settlements as needed.
- The **Payroll Unit** processes agency payroll data and ensures that each employee of ODHS/OHA receives proper compensation in pay and benefits for work done.
- The **Strategic Systems Unit** takes financial data from the various ODHS/OHA proprietary payment and receipting systems, converts the data and interfaces the data into SFMA. Interfaced transactions include payments, payment cancellations, accounts receivable and recoupments. This unit is also responsible for the SFMA structures and cash flow management,
- The **Management Reporting and Cost Allocation Unit** develops, maintains and implements the department-wide cost allocation plan to allocate indirect administrative expenditures to federal, state and other sources; and provides data management support to internal customers as well as division support in the monitoring of budget to actual reporting.
- The **Statewide Financial Reporting and Trust Accounting Unit** prepares annual financial report information for inclusion in the statewide Combined Annual Financial Report; manages trust accounts.

- The **Reconciliation Unit** completes all reconciliation reports, compares results in SFMA, the State Treasury and ODHS/OHA proprietary systems.
- The **Federal and Grant Reporting Unit** maintains, analyzes reviews and reports on various grant types such as entitlement, block and categorical grants; and submits, receipts, and distributes federal draw requests for federal expenditure disbursements.
- The **Portland Accounting Unit** provides accounting services for Public Health Division (PHD) programs including accounts payable, monitoring sub-contractor expenditures, cash receipting, accounts receivable, audit coordination, and grant financial review and reporting.
- The **Internal Control and Policy Unit** monitors system security and control structure. Forgery Services Section handles and researches overpayments, forged, counterfeit and altered checks.

Office of Human Resources Center (HRC)

This office provides essential HR administrative functions and services for ODHS and OHA, and supports organizational development and an improved common culture of leadership and engagement across both agencies, through background checks and fitness determinations; personnel records management; leave administration; centralized position administration; safety and risk response and management; staff and management training; facilitation services and Lean Daily Management System (LDMS) coaching; HR data analysis and reporting; HR policy administration; and internal communication strategies and resources for managers and staff.

- Employee Records and Benefits Administration;
- Workforce Capacity Reports;
- Safety, Health and Wellness;
- Leave Law interpretation/ADA/Workers' Compensation
- Organizational Advancement

Office of Facilities Management (OFM)

The Facilities Center is a shared service office that provides Facilities functions for ODHS/OHA. The office acquires and administers leases and contracts for approximately 173 ODHS/OHA facilities statewide; coordinates construction, remodeling and modifications of facilities to meet service delivery needs; plans and manages modular furniture installations; monitors energy use; manages mail and parcel delivery; plans, develops, installs, and repairs ODHS/OHA telecommunications systems; audits the ODHS/OHA telephone bills; and conducts detailed research and analysis of phone systems to determine the most appropriate systems for both agencies' operations.

Facilities Management works with community colleges, cities and county governments to deliver its services. It also helps ODHS/OHA managers, staff and community partners develop and organize offices to meet the service delivery needs. Services include:

- Acquisition and administration of ODHS/OHA leases and contracts for an estimated 173 leased facilities statewide;
- Coordination of construction and remodeling of leased facilities, facilities project management; and
- Plans modifications of workspace to accommodate changes in program service delivery needs.

Central Services serves administrative offices located in five buildings in Salem and Portland. Services include:

- Coordination of building maintenance and management of energy use;
- Management of mail and parcel delivery at the Barbara Roberts Human Services Building and the Portland State Office Building;
- State vehicle management and scheduling at the Barbara Roberts Human Services Building and the Portland State Office Building;
- Lobby reception at the Barbara Roberts Human Services Building;
- Security and evacuation management at the Barbara Roberts Human Services Building; and

- Management of the furniture purchasing and centralized furniture warehouse in Salem, including inventory tracking.

Telecommunications administers the ODHS/OHA telecommunications. Services include:

- Planning, development and installation of telecommunications systems in 173 buildings statewide;
- Upgrading and repairing current systems;
- Telephone billing audits; and
- Detailed research and analyses of phone systems to determine the most appropriate systems for the department's operations.

Office of Imaging and Records Management Services (IRMS)

This office provides document and records management services for ODHS and OHA through imaging, electronic workflow, data entry, archiving and retention services.

- Data capture services for billing claims related to medical and dental services, hospitals, nursing homes, in-home services, home-delivered meals and childcare
- Imaging services related to Oregon Health Plan applications, SNAP applications, Senior Prescription Drug applications, ODHS case management files, Human Resources documents, checks, hearing documents, intentional program violations, childcare, medical claims, sterilization consent forms, Financial Services documents, and client case records.
- Electronic and physical records archival, retrieval and coordination of destruction services

This office electronically images more than 300,000 documents each month. These are related to the Oregon Health Plan, SNAP program, Direct Pay Unit/Child Care programs, Financial Services, Oregon Health Authority, Background Check Unit, and provider and client hearings. IRMS provides images of checks to Financial Services to allow for timely receipt and deposit of funds and provides images to

the Background Check Unit to assist in expediting retrieval of records to answer provider questions.

IRMS also receives an average of 29,000 paper claims and checks each month for data capture. Most are for medical and dental services, hospitals, nursing homes, in-home services, home-delivered meals, and childcare. IRMS provides data and images, which allow SNAP programs, Oregon Health Plan and Oregon Health Authority staff to answer provider and client questions regarding eligibility and payment. The Electronic Document Management System (EDMS) electronically images documents and stores the images on a Storage Area Network (SAN), providing a single repository resulting in immediate accessibility to all authorized ODHS/OHA staff throughout the state of Oregon.

Office of Contracts and Procurement (OC&P)

This office provides contract and procurement services for ODHS and OHA by making purchases, conducting solicitations, and preparing and processing contracts with other government agencies, businesses and service providers.

There are approximately 560 ODHS/OHA program personnel who work directly with OC&P to put contracts in place which support both agencies. Additionally, there are approximately 1,000 ODHS/OHA administrative support personnel who require OC&P services related to purchases supporting ODHS/OHA business operations.

Office of Training Investigations and Safety (OTIS)

This office conducts investigations and provides protective services in response to reported abuse and neglect of seniors and people with physical disabilities; adults with developmental disabilities or mental illness; and children receiving residential treatment services. The types of abuse we investigate may include physical, sexual, verbal and financial abuse; neglect, involuntary seclusion, and wrongful restraint. (See also individual Program Unit Forms for more details)

Internal Audits and Consulting (IAC)

This unit provides independent and objective information about ODHS and OHA operations, programs and activities to help management make informed decisions and improve services.

The unit assists management through reviews of ODHS/OHA programs and activities, ensuring effective and efficient use of resources to achieve the department's goals and outcomes. The unit performs independent audits and reviews, which include:

- Reliability and integrity of financial and operational information,
- Effectiveness and efficiency of operations,
- Safeguarding of assets,
- Evaluation of management controls (which may be related to investigations of alleged misconduct and illegal activities), and
- Compliance with laws and regulations, contracts, and grant awards.
- These services are important because they:
 - Help decrease the amount of fraud, waste and abuse;
 - Ensure the reliability and integrity of financial and operational information;
 - Ensure effectiveness and efficiency of operations;
 - Ensure adequacy of internal controls to prevent or minimize alleged misconduct and illegal activities; and
 - Ensure compliance with laws and regulations, contracts and grant awards.

Office of Payment Accuracy and Recovery (OPAR)

This office provides recovery services for ODHS and OHA by identifying and recovering moneys paid in error to clients or providers; investigates allegations of fraudulent activities; investigates and recovers state funds expended for services when a third party should have covered the service and the recovery of claims made by a client; and recovers funds from the estates of Medicaid recipients for the cost of cash and medical benefits provided.

OPAR strives to improve program integrity, payment accuracy and financial recovery on behalf of many ODHS/OHA programs (SNAP, Medicaid, Temporary Assistance to Needy Families (TANF), Child Care, and others). Specific services provided include:

- Audits and investigations
- Establishment of overpayment debts and collection of those debts
- Facilitation of third-party recoveries
- Identification of third-party resources
- Assistance to ODHS field staff with data integrity issues
- Recovery of Medicaid, Clawback and General Assistance funds from estates of deceased clients

Publication and Creative Services (PCS)

This section manages the writing, design, development, printing and distribution of ODHS and OHA publications for internal and external audiences, which includes alternate formats and alternate languages. Provides consulting to plan professional quality publications that reflect ODHS and OHA style guidelines; edit and proof materials created by staff experts and partners in their individual fields; provide graphic design, layout, original and digital illustration, forms creation, graphic artwork and Web and electronic materials.

Office of Background Checks (BCU)

The Background Check Unit provides a comprehensive background screening process to determine if an individual should be allowed to have access to vulnerable people, IT systems or client information. BCU also provides centralized support for FBI Criminal Justice Information Services (CJIS) clearance and training for ODHS and OHA staff. BCU is also Oregon's point of contact for processing out-of-state child protective service check requests in support of federal legislation.

Oregon Enterprise Data Analytics (OEDA)

The 2015 Oregon State Legislature created Oregon Enterprise Data Analytics. This group produces evidence-based, actionable information through inter-agency research to improve the lives of Oregonians. They collaborate across state agencies such as OHA, Education, Housing, Oregon Youth Authority and others to create useful insights and supportive.

Program Justification and Link to Focus Areas

ODHS Shared Services provide critical and program supports necessary to achieve the mission of the agency: helping Oregonians achieve well-being and

independence through opportunities that protect, empower, respect choice and preserve dignity.

ODHS Shared Services include:

- Payments to DAS and third parties for goods and services that serve the whole agency, such as facility rents, enterprise technology services, the DAS risk assessment, DAS government service charges, computer replacement, and debt service.
- Payments for ODHS's share of the cost of services shared with OHA. When the agency split, ODHS and OHA agreed to share information technology, financial, investigations, and other services to avoid cost increases and permit a greater focus on improving performance and efficiency.
- The cost of the ODHS/OHA shared services provided by ODHS. These costs are entirely Other-funded, paid for by the payments described in the 2nd bullet above and there are similar payments in the OHA budget. From a total fund perspective, these costs are double counted in the ODHS and OHA budgets but are needed in order for the offices to perform their daily operations.

The ODHS Shared Services budget is structured and administered according to the following principles:

Control over major costs

ODHS centrally manages many major costs. Some of these costs, like many DAS charges, are essentially fixed to the agency. Others, like facility rents, are managed centrally to control the costs. ODHS also strongly supports and actively participates in statewide efforts to locate work across the enterprise and install performance management systems to perform administrative functions more efficiently and effectively.

Customer-driven shared services

When the agency split, ODHS and OHA agreed to maintain many administrative functions as shared services to prevent cost increases, maintain centers of excellence, and preserve standards that help the agencies work together.

Shared Governance

ODHS and OHA govern their shared services through committees composed of operational leaders of the two agencies. This approach ensures shared services are

prioritized and managed to support program needs. The committee and its subgroups have established service level agreements and performance measures for each service, implemented recent budget cuts selectively, moved staff in and out of shared services to rationalize service delivery, and started implementing more integrated systems to support the performance of all our employees.

Best practices in installing performance management require specific skills - especially in project management, Lean tools, data analysis, and professional development of managers. ODHS has reallocated resources and used savings to make some of these investments, but in order to increase these skills much more needs to be done.

Enabling Legislation/Program Authorization

ORS 409.010

Funding Streams

Funding streams are billed through an approved cost allocation plan. The model contains a billing allocation module and a grant allocation module.

The billing allocation module allocates Shared Service costs to the two agencies. The billing module allocates costs to customers within each agency. It does not allocate costs directly to Federal grants.

The grant allocation module allocates costs within ODHS to State and Federal grants. These costs include those directly incurred by ODHS, Shared Service costs allocated to ODHS by the billing allocation module, and external costs allocated to ODHS by other State agencies.

Both modules allocate aggregated costs on a monthly basis and use similar allocation methods.

Funding Justification and Significant Changes to GB

Shared Services	GF	OF	FF	TF	POS	FTE
GB Build - POPS	-	(6,532,023)	-	(6,532,023)	1	0.55
POP 084 - June 2020 Special Session	-	215,123		215,123	1	1.00
POP 087 - August 2020 Special Session	-	(4,471,742)		(4,471,742)	(12)	(11.25)
POP 091 - Elimination of S&S Inflation	-	(537,181)		(537,181)		
POP 092 - Personal Services Adjustments	-	(3,507,400)		(3,507,400)		
POP 095 - GB/Fall Reshoot/Dec 2020 Rebalance rollup	-	485,949		485,949	2	2.00
POP 096 - DAS Service Charges	-	(74,331)		(74,331)		
POP 097 - AG Rate Reduction	-	(71,194)		(71,194)		
POP 118 - CW Stabilization	-	785,512		785,512	6	5.28
POP 125 - EAU Business Process Change/Prog Integrity	-	643,241		643,241	4	3.52

Package Number: 084	June 2020 Special Session				
General Fund	Other Funds	Federal Funds	Total Funds	Positions	FTE
-	215,123	-	215,123	1	1.00
Description: June 2020 Special Session rollup					

Package Number: 087	August 2020 Special Session				
General Fund	Other Funds	Federal Funds	Total Funds	Positions	FTE
-	(4,471,742)	-	(4,471,742)	(12)	(11.25)
Description: August 2020 Special Session rollup which includes moving the Human Resources Center from Shared Services to both ODHS and OHA Central Human Resources Center					

Package Number: 091	Elimination of Services and Supplies Inflation				
General Fund	Other Funds	Federal Funds	Total Funds	Positions	FTE
-	(537,181)	-	(537,181)	-	-
Description: Eliminate most inflation for Supplies and Services					

Package Number: 092	Personal Services Adjustments				
General Fund	Other Funds	Federal Funds	Total Funds	Positions	FTE
-	(3,507,400)	-	(3,507,400)	-	-
Description: Additional 3% Vacancy savings					

Package Number: 095	GB/Fall Reshoot/Dec 2020 Rebalance rollup				
General Fund	Other Funds	Federal Funds	Total Funds	Positions	FTE
-	485,949	-	485,949	2	2.00
Description: December 2020 rebalance rollup					

Package Number: 096	DAS Service Charges				
General Fund	Other Funds	Federal Funds	Total Funds	Positions	FTE
-	(74,331)	-	(74,331)		
Description: Reduction for DAS service charges					

Package Number: 097	AG Rate Reduction				
General Fund	Other Funds	Federal Funds	Total Funds	Positions	FTE
-	(71,194)	-	(71,194)		
Description: Reduction for Attorney General services charges					

Package Number: 118	CW Stabilization				
General Fund	Other Funds	Federal Funds	Total Funds	Positions	FTE
-	785,512	-	785,512	6	5.28
Description: The purpose of this request is to stabilize the Child Welfare program by attaining position authority for currently non-budgeted double-filled positions that are critical to Child Welfare operations and services. The agency and the Child Welfare program have historically used double fills to address workload needs that could not be met by budgeted positions. This package requests position authority for 99 positions (87.12 FTE) throughout various Child Welfare units as well as some Central office units that are critical to Child Welfare's stability.					

Package Number: 125	EAU Business Process Change/Prog Integrity				
General Fund	Other Funds	Federal Funds	Total Funds	Positions	FTE
-	643,241	-	643,241	4	3.52
Description: The primary objective of the policy package is to increase recoveries for reinvestment in DHS programs and to improve integrity to DHS programs through increased identification and recovery of overpaid benefits. Additional revenues for DHS will be provided to the Supplemental Nutritional Assistance Program (SNAP), Temporary Assistance to Needy Families (TANF), Employee Related Daycare (ERDC) and Medical Programs. The Overpayment Writing and Overpayment Recovery Units have successfully redesigned and are now rightsized for the incoming work. Prior to this, they have been creating backlogs of work. The backlogs are not completely eliminated yet, however, they are not adding to the backlogged work either and are slowly pecking away. We are anticipating similar processes redesign work in our Fraud Investigation unit, which should add an additional 50 cases a month to ORU and OWU workloads. This additional work translates into 3 additional overpayment writers (2-Compliance Specialist 2 and 1-Compliance Specialist 3) and 1 additional recovery agent (Revenue Agent 2) needed. It would also likely result in an additional \$2 million per biennium for the SNAP, TANF, Medicaid and ERDC programs.					

Oregon Department of Human Services: State Assessments and Enterprise-wide Costs

Primary Long-Term Focus Area: Excellence in State Government
 Secondary Long-Term Focus Area:
 Program Contact: Eric Moore

SAEC Budget	GF	OF	FF	TF
State Government Service Charge	35,440,752	3,743,638	19,683,888	58,868,278
Risk Assessment	13,865,690	622,427	7,049,145	21,537,262
Enterprise Technology Services	25,839,746	1,235,729	30,495,804	57,571,279
Facilities	85,888,118	4,828,733	68,517,740	159,234,591
Computer Replacement	6,994,321	313,260	4,897,677	12,205,258
Shared Services Funding	122,523,581	6,130,833	83,274,916	211,929,330
Debt Service	25,759,190	-	-	25,759,190
Telecommunications	5,241,463	182,561	4,434,587	9,858,611
Mass Transit	3,663,171	-	-	3,663,171
Unemployment	1,117,490	214,777	873,011	2,205,278
Treasury Credit Line	-	32,443,466	-	32,443,466
Office of Administrative Hearings	1,592,466	-	502,333	2,094,799
All Other Assessments	190,423	17,179	71,015	278,617
ODHS Postage and Handling	3,240,470	299,352	2,006,816	5,546,638
Total SAEC ARB	331,356,881	50,031,955	221,806,932	603,195,768

Note: There are no positions or FTE in the SAEC budget

Program Overview

The SAEC budget includes statewide and other enterprise assessments costs such as State Government Service Charges, the enterprise technology services, rent, computer replacement costs and the cost of ODHS/OHA shared services.

Program Funding Request

SAEC	GF	OF	FF	TF
LAB 19-21	284,657,702	39,622,034	199,357,891	523,637,627
GB 21-23	331,356,881	50,031,955	221,806,932	603,195,768
Diff.	46,699,179	10,409,921	22,449,041	79,558,141
% Diff.	16%	26%	11%	15%

Program Description

ODHS has statewide assessments that include DAS charges such as the State Government Service Charge, Risk Assessment and enterprise technology services Charges. Rent for all of ODHS is in the Facilities budget. This budget includes the computer replacement budget. The Shared Services funding is the revenue for the ODHS portion of ODHS and OHA shared services. When the agency split, ODHS and OHA agreed to share information technology, financial, investigations, and other services to avoid cost increases and permit a greater focus on improving performance and efficiency.

Debt services is to pay off Certificates of Participation or Q-Bond loans taken for major ODHS projects. Each service, both shared and assessed, are important for ODHS to attain its programmatic outcomes. It is critical to continue to look for efficiencies in our systems, processes and staffing.

This budget also includes the costs of telecommunications, unemployment insurance, mass transit, administrative hearings and limitation for a line of credit from the Treasury Department used for cash flow purposes at the end of the biennium.

Program Justification and Link to Focus Areas

There is a direct link between this program and Excellence in State Government focus area. ODHS strives to control major program support costs. ODHS centrally manages many major costs. Some of these costs, like many DAS charges, are fixed to the agency. Other costs, such as facility rents, are centrally controlled. ODHS also strongly supports and actively participates in statewide efforts to locate work across the enterprise and install performance management systems to perform administrative functions more efficiently and effectively.

Program Performance

ODHS is committed to customer-driven shared services. When the agency split, ODHS and OHA agreed to maintain many administrative functions as shared services to prevent cost increases, maintain centers of excellence, and preserve standards that help the agencies work together. ODHS and OHA govern their shared services through a joint committee composed of operational leaders of the two agencies. This approach ensures that shared services are prioritized and managed to support program needs. The committee and its subgroups have established service level agreements and performance measures for each service,

moved staff in and out of shared services to rationalize service delivery, and begun implementing more integrated systems to support the performance of all our employees.

ODHS pays for services from the Department of Administrative services including general charges and costs of the enterprise technology services. ODHS also actively supports statewide projects like Workday and OregonBuys intended to make government more efficient and cost effective.

Enabling Legislation/Program Authorization

The authorization for these budgets comes from legislative budget bills each biennium. Spending authority for the agency is a part of the general authority granted to the agency through statute and federal law. General ODHS statutes include ORS 409.010, ORS 409.110 and ORS 409.160.

Funding Streams

A mix of state general and federal dollars fund the majority of the services provided in SAEC many of the areas are assessed to federal funds through a cost allocation processes.

Funding Justification, Significant Changes and Comparison to 19-21 LAB

The following policy option packages (POP) is recommended in the ODHS Agency Request Budget above the current service level for SAEC.

SAEC	GF	OF	FF	TF	POS	FTE
GB Build - POPS	(13,541,819)	6,267,970	(5,058,419)	(12,332,268)	-	-
POP 084 - June 2020 Special Session	243,888	-	-	243,888	-	-
POP 087 - August 2020 Special Session	495,691	(174,714)	(2,347,228)	(2,026,251)	-	-
POP 088 - September e-board rollup	-	7,160,187	-	7,160,187	-	-
POP 090 - GB Analyst Adjustments	(3,247,277)	(126,302)	(2,367,838)	(5,741,417)	-	-
POP 091 - Elimination of S&S Inflation	(2,063,522)	(76,368)	(1,770,248)	(3,910,138)	-	-
POP 095 - GB/Fall Reshoot/Dec 2020 Rebalance rollup	3,087,275	274,927	1,926,582	5,288,784	-	-
POP 096 - DAS Service Charges	(18,250,756)	(676,476)	(10,607,965)	(29,535,197)	-	-
POP 097 - AG Rate Reduction	(5,684)	(133)	(4,992)	(10,809)	-	-
POP 099 - Microsoft 365 DAS Adjustment	(4,141,290)	(157,191)	(2,363,317)	(6,661,798)	-	-
POP 118 - CW Stabilization	459,080	44,040	439,949	943,069	-	-
POP 125 - EAU Business Process Change/Prog Integrity	748,860	-	-	748,860	-	-
POP 206 - Integrated Eligibility	9,131,916	-	12,036,638	21,168,554		

Package Number: 084	June 2020 Special Session				
General Fund 243,888	Other Funds -	Federal Funds -	Total Funds 243,888	Positions -	FTE -
Description: June 2020 Special Session rollup					

Package Number: 087	August 2020 Special Session				
General Fund 495,691	Other Funds (174,714)	Federal Funds (2,347,228)	Total Funds (2,026,251)	Positions -	FTE -
Description: August 2020 Special Session rollup which includes moving the Human Resources Center from Shared Services to both ODHS and OHA Central Human Resources Center					

Package Number: 088	September E-board				
General Fund -	Other Funds 7,160,187	Federal Funds -	Total Funds 7,160,187	Positions -	FTE -
Description: September e-board rollup					

Package Number: 090	GB Analyst Adjustments				
General Fund (3,247,277)	Other Funds (126,302)	Federal Funds (2,367,838)	Total Funds (5,741,417)	Positions -	FTE -
Description: GB Analyst adjustments					

Package Number: 091	Elimination of Services and Supplies Infaltion				
General Fund (2,063,522)	Other Funds (76,368)	Federal Funds (1,770,248)	Total Funds (3,910,138)	Positions -	FTE -
Description: Eliminate most inflation for Supplies and Services					

Package Number: 095	GB/Fall Reshoot/Dec 2020 Rebalance rollup				
General Fund 3,087,275	Other Funds 274,927	Federal Funds 1,926,582	Total Funds 5,288,784	Positions -	FTE -
Description: December 2020 rebalance rollup					

Package Number: 096	DAS Service Charges				
General Fund (18,250,756)	Other Funds (676,476)	Federal Funds (10,607,965)	Total Funds (29,535,197)	Positions -	FTE -
Description: Reduction for DAS service charges					

Package Number: 097	AG Rate Reduction				
General Fund (5,684)	Other Funds (133)	Federal Funds (4,992)	Total Funds (10,809)	Positions -	FTE -
Description: Reduction for Attorney General services charges					

Package Number: 099	Microsoft 365 DAS Adjustment				
General Fund (4,141,290)	Other Funds (157,191)	Federal Funds (2,363,317)	Total Funds (6,661,798)	Positions -	FTE -
Description: Microsoft 365 DAS Adjustment					

Package Number: 118	CW Stabilization				
General Fund	Other Funds	Federal Funds	Total Funds	Positions	FTE
459,080	44,040	439,949	943,069	-	-
Description:					
<p>The purpose of this request is to stabilize the Child Welfare program by attaining position authority for currently non-budgeted double-filled positions that are critical to Child Welfare operations and services. The agency and the Child Welfare program have historically used double fills to address workload needs that could not be met by budgeted positions. This package requests position authority for 99 positions (87.12 FTE) throughout various Child Welfare units as well as some Central office units that are critical to Child Welfare's stability.</p>					

Package Number: 125	EAU Business Process Change/Prog Integrity				
General Fund	Other Funds	Federal Funds	Total Funds	Positions	FTE
748,860	-	-	748,860	-	-
Description:					
<p>The primary objective of the policy package is to increase recoveries for reinvestment in DHS programs and to improve integrity to DHS programs through increased identification and recovery of overpaid benefits. Additional revenues for DHS will be provided to the Supplemental Nutritional Assistance Program (SNAP), Temporary Assistance to Needy Families (TANF), Employee Related Daycare (ERDC) and Medical Programs.</p> <p>The Overpayment Writing and Overpayment Recovery Units have successfully redesigned and are now rightsized for the incoming work. Prior to this, they have been creating backlogs of work. The backlogs are not completely eliminated yet, however, they are not adding to the backlogged work either and are slowly pecking away.</p> <p>We are anticipating similar processes redesign work in our Fraud Investigation unit, which should add an additional 50 cases a month to ORU and OWU workloads. This additional work translates into 3 additional overpayment writers (2-Compliance Specialist 2 and 1-Compliance Specialist 3) and 1 additional recovery agent (Revenue Agent 2) needed. It would also likely result in an additional \$2 million per biennium for the SNAP, TANF, Medicaid and ERDC programs.</p>					

Package Number: 206	Integrated Eligibility				
General Fund 459,080	Other Funds 44,040	Federal Funds 439,949	Total Funds 943,069	Positions -	FTE -

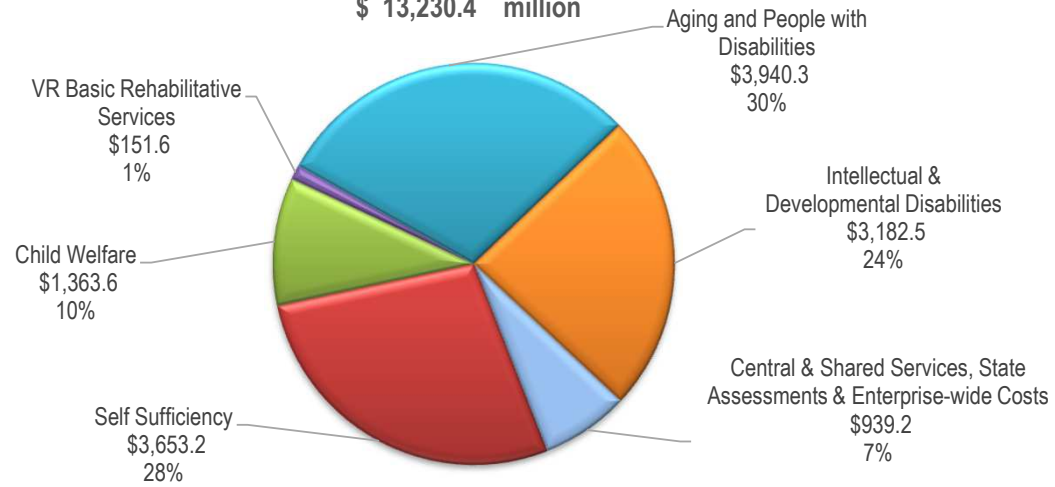
Description:
This POP requests resources and funding to provide stability and continued support for the Integrated Eligibility (IE) program. The Integrated Eligibility initiative is a multi-biennium effort to develop a comprehensive unified system called ONE that integrates eligibility determination for Non-MAGI Medicaid, Supplemental Nutrition Assistance Program (SNAP), Temporary Assistance for Needy Families (TANF) and Employment Related Day Care (ERDC) benefits. This system represents an essential lifeline to vulnerable Oregonians in need.

The IE program is an umbrella under which multiple inter-dependent yet disparate bodies of work fall.

- The core system will be implemented statewide before July of 2021. Following implementation there will be a substantial stabilization period to resolve defects, add minor enhancements and help staff adjust to the new system.
- Major enhancements to the system will be needed to add functionality that was not included in the original system requirements. These include functionality such as:
 - Mandated changes for Asset Verification Services
 - Updates to Medicare information
 - Mandated and/or required reports for all programs
 - Additional federal reporting or federal changes that have been passed nationally regarding the SNAP program
 - Increased functionality for operational efficiency to ensure Oregonians receive the services they need in the most efficient method possible
 - User Acceptance Tools need to be upgraded to support further enhancements. For example, Team Foundation Server must be upgraded to the latest version (Azure DevOps Server) before it reaches end-of-life. All UAT activities are currently supported by the State and are not provided by Deloitte.
 - The Eligibility Transformation team which provides trainers, subject matter experts and leadership will need to continue to provide support services into the 2021-23 biennium.
 - Ongoing support of the Legacy systems relied upon by IE. Changes made to the IE core system typically require changes to the legacy systems, which ultimately pays out benefits for clients. Test environments created to support user acceptance testing and ongoing support and maintenance for the existing automated test suite were not included in previous funding requests. Additional resources will be needed to ensure the environment and tools can support system changes, system enhancements, testing and training. Disaster Recovery functionality and testing needs to be established for IE core.
 - On-going Maintenance & Operational (M&O) support will be provided by Deloitte for the core system. Funding is requested through this POP for those M&O expenses.

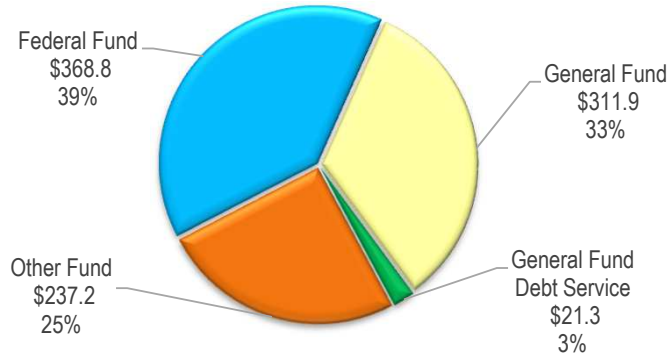
The Integrated Eligibility (IE) program must meet the needs of the Oregonians in which it serves. Enhanced Federal funding will continue to be available to finance a portion of the requests outlined for enhancements. Items that are M&O or not new development are not eligible for enhanced funding but can receive funds under the maintenance and operational federal match.

**Oregon Department of Human Services
2019-21 Legislatively Approved Budget
Total Fund by Program Area
\$ 13,230.4 million**



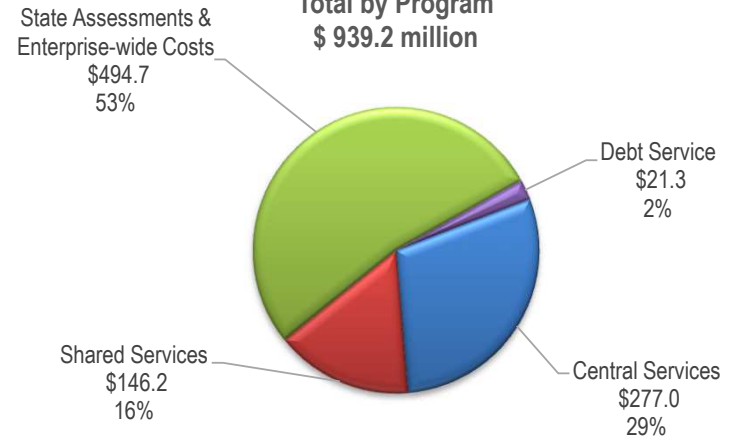
Central & Shared Services, State Assessments & Enterprise-wide Costs

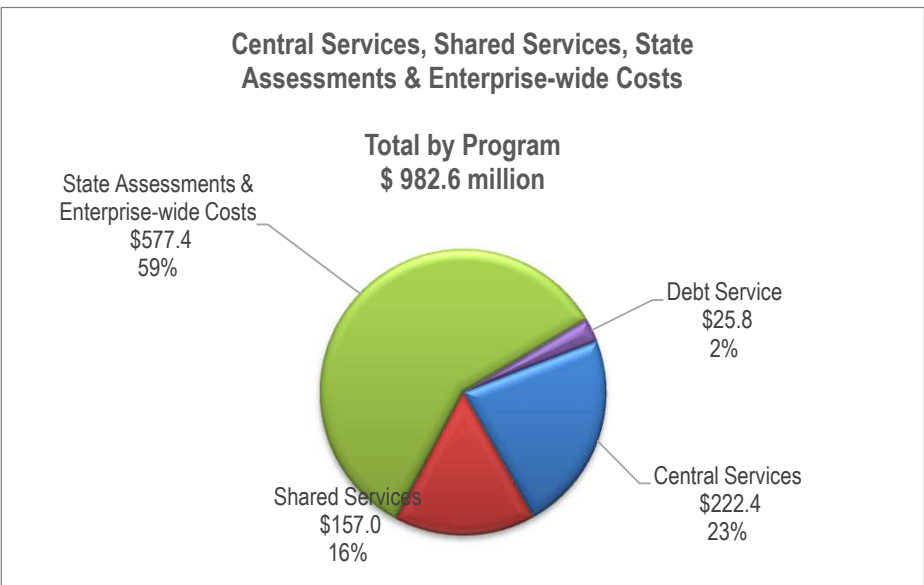
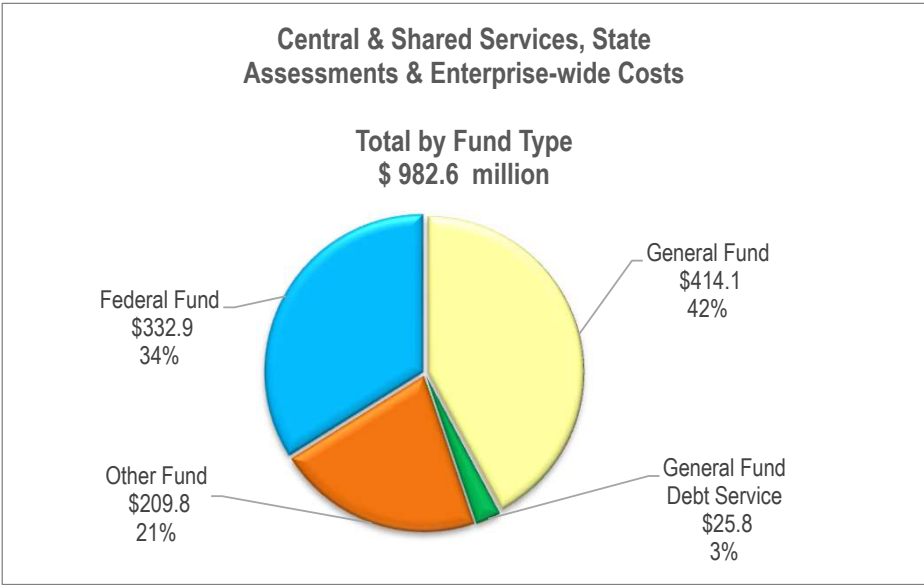
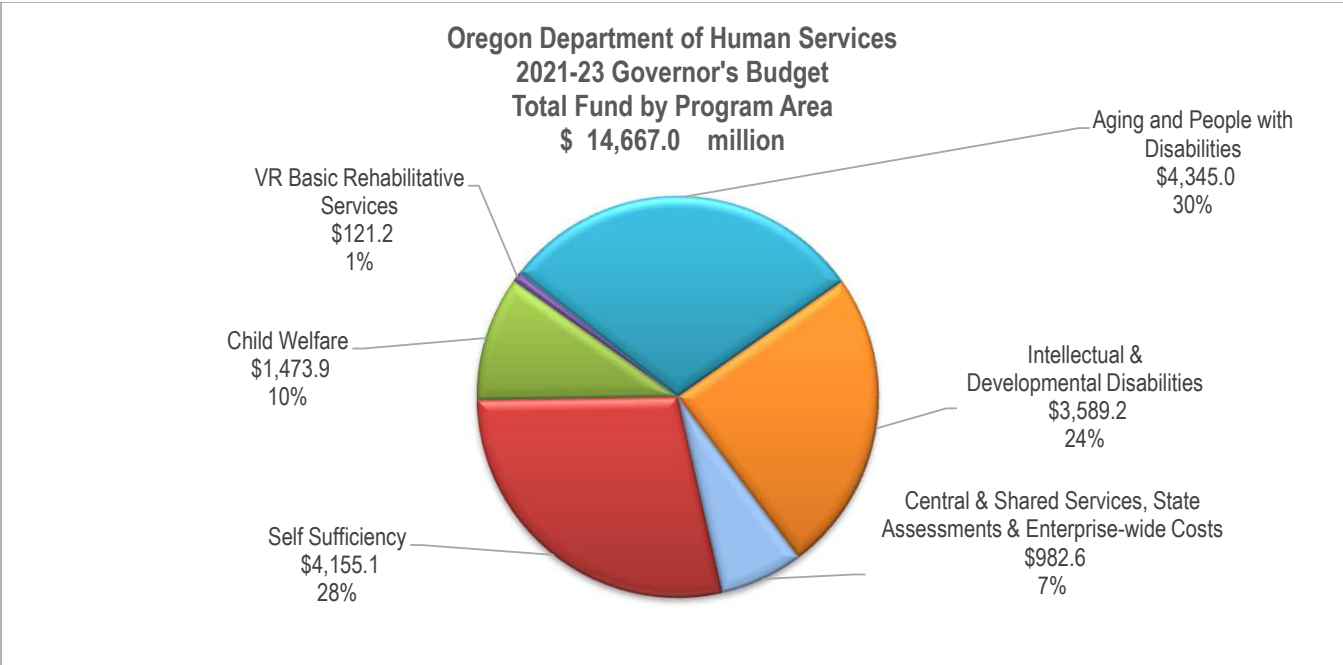
**Total by Fund Type
\$ 939.2 million**



Central Services, Shared Services, State Assessments & Enterprise-wide Costs

**Total by Program
\$ 939.2 million**





DETAIL OF LOTTERY FUNDS, OTHER FUNDS, AND FEDERAL FUNDS REVENUE

Human Services, Dept. of
2021-23 Biennium

Agency Number: 10000
Cross Reference Number: 10000-010-00-00-00000

<i>Source</i>	2017-19 Actuals	2019-21 Leg Adopted Budget	2019-21 Leg Approved Budget	2021-23 Agency Request Budget	2021-23 Governor's Budget	2021-23 Leg. Adopted Budget
Other Funds						
Business Lic and Fees	329,834	-	-	-	-	-
Non-business Lic. and Fees	1,148	-	-	-	-	-
Admin and Service Charges	146,713,217	-	-	-	-	-
Fines and Forfeitures	500	-	-	-	-	-
General Fund Obligation Bonds	22,792,455	665,000	665,000	665,000	665,000	-
Interest Income	6	-	-	-	-	-
Grants (Non-Fed)	56,105	-	-	-	-	-
Other Revenues	1,531,040	231,301,500	231,301,500	228,283,475	210,296,459	-
Total Other Funds	\$171,424,305	\$231,966,500	\$231,966,500	\$228,948,475	\$210,961,459	-
Federal Funds						
Federal Funds	317,384,707	380,248,338	380,248,338	424,683,023	332,926,706	-
Tsfr To Or Youth Authority	(30,330,432)	-	-	-	-	-
Total Federal Funds	\$287,054,275	\$380,248,338	\$380,248,338	\$424,683,023	\$332,926,706	-

DETAIL OF LOTTERY FUNDS, OTHER FUNDS, AND FEDERAL FUNDS REVENUE

Human Services, Dept. of
2021-23 Biennium

Agency Number: 10000
Cross Reference Number: 10000-010-40-00-00000

<i>Source</i>	2017-19 Actuals	2019-21 Leg Adopted Budget	2019-21 Leg Approved Budget	2021-23 Agency Request Budget	2021-23 Governor's Budget	2021-23 Leg. Adopted Budget
Other Funds						
Business Lic and Fees	329,834	-	-	-	-	-
Non-business Lic. and Fees	937	-	-	-	-	-
Admin and Service Charges	1,010,517	-	-	-	-	-
General Fund Obligation Bonds	22,792,455	-	-	-	-	-
Grants (Non-Fed)	13,517	-	-	-	-	-
Other Revenues	7,456	44,907,776	44,907,776	2,553,640	2,865,296	-
Total Other Funds	\$24,154,716	\$44,907,776	\$44,907,776	\$2,553,640	\$2,865,296	-
Federal Funds						
Federal Funds	128,955,356	180,890,447	180,890,447	177,451,702	111,119,774	-
Total Federal Funds	\$128,955,356	\$180,890,447	\$180,890,447	\$177,451,702	\$111,119,774	-

DETAIL OF LOTTERY FUNDS, OTHER FUNDS, AND FEDERAL FUNDS REVENUE

Human Services, Dept. of
2021-23 Biennium

Agency Number: 10000
Cross Reference Number: 10000-010-45-00-00000

<i>Source</i>	2017-19 Actuals	2019-21 Leg Adopted Budget	2019-21 Leg Approved Budget	2021-23 Agency Request Budget	2021-23 Governor's Budget	2021-23 Leg. Adopted Budget
Other Funds						
Admin and Service Charges	135,120,280	-	-	-	-	-
Fines and Forfeitures	500	-	-	-	-	-
Interest Income	6	-	-	-	-	-
Other Revenues	38,736	147,436,690	147,436,690	182,059,978	157,154,040	-
Total Other Funds	\$135,159,522	\$147,436,690	\$147,436,690	\$182,059,978	\$157,154,040	-
Federal Funds						
Federal Funds	30,330,432	-	-	-	-	-
Tsfr To Or Youth Authority	(30,330,432)	-	-	-	-	-
Total Federal Funds	-	-	-	-	-	-

DETAIL OF LOTTERY FUNDS, OTHER FUNDS, AND FEDERAL FUNDS REVENUE

Human Services, Dept. of
2021-23 Biennium

Agency Number: 10000
Cross Reference Number: 10000-010-50-00-00000

<i>Source</i>	2017-19 Actuals	2019-21 Leg Adopted Budget	2019-21 Leg Approved Budget	2021-23 Agency Request Budget	2021-23 Governor's Budget	2021-23 Leg. Adopted Budget
Other Funds						
Non-business Lic. and Fees	211	-	-	-	-	-
Admin and Service Charges	10,582,420	-	-	-	-	-
General Fund Obligation Bonds	-	665,000	665,000	665,000	665,000	-
Grants (Non-Fed)	42,588	-	-	-	-	-
Other Revenues	1,484,848	38,957,034	38,957,034	43,669,857	50,277,123	-
Total Other Funds	\$12,110,067	\$39,622,034	\$39,622,034	\$44,334,857	\$50,942,123	-
Federal Funds						
Federal Funds	158,098,919	199,357,891	199,357,891	247,231,321	221,806,932	-
Total Federal Funds	\$158,098,919	\$199,357,891	\$199,357,891	\$247,231,321	\$221,806,932	-

ESSENTIAL AND POLICY PACKAGE FISCAL IMPACT SUMMARY

Human Services, Dept. of
Pkg: 010 - Non-PICS Psnl Svc / Vacancy Factor

Cross Reference Name: DHS Central & Shared Services
Cross Reference Number: 10000-010-00-00-00000

<i>Description</i>	General Fund	Lottery Funds	Other Funds	Federal Funds	Nonlimited Other Funds	Nonlimited Federal Funds	All Funds
Revenues							
General Fund Appropriation	970,207	-	-	-	-	-	970,207
Other Revenues	-	-	1,372,779	-	-	-	1,372,779
Federal Funds	-	-	-	668,871	-	-	668,871
Total Revenues	\$970,207	-	\$1,372,779	\$668,871	-	-	\$3,011,857
Personal Services							
Temporary Appointments	5,799	-	20,931	1,871	-	-	28,601
Overtime Payments	654	-	556	408	-	-	1,618
Shift Differential	-	-	1,382	6	-	-	1,388
All Other Differential	78,957	-	16,111	13,062	-	-	108,130
Public Employees' Retire Cont	13,789	-	3,125	2,334	-	-	19,248
Pension Obligation Bond	260,729	-	856,256	723,998	-	-	1,840,983
Social Security Taxes	6,533	-	2,982	1,173	-	-	10,688
Unemployment Assessments	46,071	-	1,849	35,992	-	-	83,912
Mass Transit Tax	735,649	-	-	-	-	-	735,649
Vacancy Savings	(177,974)	-	469,587	(109,973)	-	-	181,640
Total Personal Services	\$970,207	-	\$1,372,779	\$668,871	-	-	\$3,011,857
Special Payments							
Other Special Payments	-	-	-	-	-	-	-
Total Special Payments	-	-	-	-	-	-	-

ESSENTIAL AND POLICY PACKAGE FISCAL IMPACT SUMMARY

Human Services, Dept. of
Pkg: 010 - Non-PICS Psnl Svc / Vacancy Factor

Cross Reference Name: DHS Central & Shared Services
Cross Reference Number: 10000-010-00-00-00000

<i>Description</i>	General Fund	Lottery Funds	Other Funds	Federal Funds	Nonlimited Other Funds	Nonlimited Federal Funds	All Funds
Total Expenditures							
Total Expenditures	970,207	-	1,372,779	668,871	-	-	3,011,857
Total Expenditures	\$970,207	-	\$1,372,779	\$668,871	-	-	\$3,011,857
Ending Balance							
Ending Balance	-	-	-	-	-	-	-
Total Ending Balance	-	-	-	-	-	-	-

ESSENTIAL AND POLICY PACKAGE FISCAL IMPACT SUMMARY

Human Services, Dept. of
Pkg: 021 - Phase-in

Cross Reference Name: DHS Central & Shared Services
Cross Reference Number: 10000-010-00-00-00000

<i>Description</i>	General Fund	Lottery Funds	Other Funds	Federal Funds	Nonlimited Other Funds	Nonlimited Federal Funds	All Funds
Revenues							
General Fund Appropriation	32,396	-	-	-	-	-	32,396
Other Revenues	-	-	18,574	-	-	-	18,574
Federal Funds	-	-	-	5,510	-	-	5,510
Total Revenues	\$32,396	-	\$18,574	\$5,510	-	-	\$56,480
Personal Services							
Mass Transit Tax	1,195	-	-	-	-	-	1,195
Total Personal Services	\$1,195	-	-	-	-	-	\$1,195
Services & Supplies							
Instate Travel	-	-	4,675	-	-	-	4,675
Employee Training	-	-	1,289	-	-	-	1,289
Office Expenses	2,697	-	8,893	-	-	-	11,590
Telecommunications	1,045	-	2,910	-	-	-	3,955
Facilities Rental and Taxes	21,765	-	-	-	-	-	21,765
Intra-agency Charges	5,694	-	-	5,510	-	-	11,204
Other Services and Supplies	-	-	807	-	-	-	807
Total Services & Supplies	\$31,201	-	\$18,574	\$5,510	-	-	\$55,285
Total Expenditures							
Total Expenditures	32,396	-	18,574	5,510	-	-	56,480
Total Expenditures	\$32,396	-	\$18,574	\$5,510	-	-	\$56,480

ESSENTIAL AND POLICY PACKAGE FISCAL IMPACT SUMMARY

Human Services, Dept. of
Pkg: 021 - Phase-in

Cross Reference Name: DHS Central & Shared Services
Cross Reference Number: 10000-010-00-00-00000

<i>Description</i>	General Fund	Lottery Funds	Other Funds	Federal Funds	Nonlimited Other Funds	Nonlimited Federal Funds	All Funds
Ending Balance							
Ending Balance	-	-	-	-	-	-	-
Total Ending Balance	-	-	-	-	-	-	-

ESSENTIAL AND POLICY PACKAGE FISCAL IMPACT SUMMARY

Human Services, Dept. of
Pkg: 022 - Phase-out Pgm & One-time Costs

Cross Reference Name: DHS Central & Shared Services
Cross Reference Number: 10000-010-00-00-00000

<i>Description</i>	General Fund	Lottery Funds	Other Funds	Federal Funds	Nonlimited Other Funds	Nonlimited Federal Funds	All Funds
Revenues							
General Fund Appropriation	(2,419,797)	-	-	-	-	-	(2,419,797)
Other Revenues	-	-	(43,462,020)	-	-	-	(43,462,020)
Federal Funds	-	-	-	(126,987,426)	-	-	(126,987,426)
Total Revenues	(\$2,419,797)	-	(\$43,462,020)	(\$126,987,426)	-	-	(\$172,869,243)
Personal Services							
Shift Differential	-	-	-	-	-	-	-
All Other Differential	(46,196)	-	(3,230,228)	(8,849,731)	-	-	(12,126,155)
Public Employees' Retire Cont	(8,001)	-	(559,475)	(1,532,773)	-	-	(2,100,249)
Social Security Taxes	(3,534)	-	(247,112)	(677,004)	-	-	(927,650)
Total Personal Services	(\$57,731)	-	(\$4,036,815)	(\$11,059,508)	-	-	(\$15,154,054)
Services & Supplies							
Data Processing	(151,876)	-	(1,178,361)	(3,346,963)	-	-	(4,677,200)
IT Professional Services	(1,208,851)	-	(29,710,739)	(92,403,219)	-	-	(123,322,809)
Agency Program Related S and S	(865,718)	-	-	(2,069,314)	-	-	(2,935,032)
Intra-agency Charges	-	-	(5,133,775)	(12,292,024)	-	-	(17,425,799)
Other COP Costs	-	-	(655,000)	-	-	-	(655,000)
IT Expendable Property	(135,621)	-	(2,747,330)	(5,816,398)	-	-	(8,699,349)
Total Services & Supplies	(\$2,362,066)	-	(\$39,425,205)	(\$115,927,918)	-	-	(\$157,715,189)

ESSENTIAL AND POLICY PACKAGE FISCAL IMPACT SUMMARY

Human Services, Dept. of
Pkg: 022 - Phase-out Pgm & One-time Costs

Cross Reference Name: DHS Central & Shared Services
Cross Reference Number: 10000-010-00-00-00000

<i>Description</i>	General Fund	Lottery Funds	Other Funds	Federal Funds	Nonlimited Other Funds	Nonlimited Federal Funds	All Funds
Total Expenditures							
Total Expenditures	(2,419,797)	-	(43,462,020)	(126,987,426)	-	-	(172,869,243)
Total Expenditures	(\$2,419,797)	-	(\$43,462,020)	(\$126,987,426)	-	-	(\$172,869,243)
Ending Balance							
Ending Balance	-	-	-	-	-	-	-
Total Ending Balance	-	-	-	-	-	-	-

ESSENTIAL AND POLICY PACKAGE FISCAL IMPACT SUMMARY

**Human Services, Dept. of
Pkg: 031 - Standard Inflation**

**Cross Reference Name: DHS Central & Shared Services
Cross Reference Number: 10000-010-00-00-00000**

<i>Description</i>	General Fund	Lottery Funds	Other Funds	Federal Funds	Nonlimited Other Funds	Nonlimited Federal Funds	All Funds
Revenues							
General Fund Appropriation	36,242,752	-	-	-	-	-	36,242,752
Other Revenues	-	-	5,169,918	-	-	-	5,169,918
Federal Funds	-	-	-	16,816,187	-	-	16,816,187
Total Revenues	\$36,242,752	-	\$5,169,918	\$16,816,187	-	-	\$58,228,857

Services & Supplies

Instate Travel	13,059	-	32,678	19,445	-	-	65,182
Out of State Travel	494	-	986	661	-	-	2,141
Employee Training	15,895	-	45,004	12,316	-	-	73,215
Office Expenses	189,429	-	77,619	167,535	-	-	434,583
Telecommunications	277,110	-	28,857	246,941	-	-	552,908
State Gov. Service Charges	26,021,455	-	2,586,168	8,081,179	-	-	36,688,802
Data Processing	814,675	-	49,902	886,643	-	-	1,751,220
Publicity and Publications	4,046	-	1,442	4,235	-	-	9,723
Professional Services	194,349	-	59,502	262,521	-	-	516,372
IT Professional Services	408,260	-	29,599	635,618	-	-	1,073,477
Attorney General	137,151	-	214,137	154,659	-	-	505,947
Employee Recruitment and Develop	2,065	-	115	2,442	-	-	4,622
Dues and Subscriptions	3,547	-	672	3,987	-	-	8,206
Facilities Rental and Taxes	2,521,373	-	134,029	2,148,250	-	-	4,803,652
Fuels and Utilities	162,690	-	4,203	157,916	-	-	324,809
Facilities Maintenance	211,648	-	5,918	213,021	-	-	430,587
Agency Program Related S and S	73,898	-	1,068	23,429	-	-	98,395
Intra-agency Charges	9,601	-	463	9,601	-	-	19,665
Other Services and Supplies	121,671	-	325,164	49,493	-	-	496,328

ESSENTIAL AND POLICY PACKAGE FISCAL IMPACT SUMMARY

Human Services, Dept. of
Pkg: 031 - Standard Inflation

Cross Reference Name: DHS Central & Shared Services
Cross Reference Number: 10000-010-00-00-00000

<i>Description</i>	General Fund	Lottery Funds	Other Funds	Federal Funds	Nonlimited Other Funds	Nonlimited Federal Funds	All Funds
Services & Supplies							
Expendable Prop 250 - 5000	234,445	-	13,768	127,414	-	-	375,627
IT Expendable Property	165,592	-	9,426	271,634	-	-	446,652
Total Services & Supplies	\$31,582,453	-	\$3,620,720	\$13,478,940	-	-	\$48,682,113
Capital Outlay							
Telecommunications Equipment	856	-	-	996	-	-	1,852
Data Processing Software	833	-	-	1,018	-	-	1,851
Data Processing Hardware	-	-	63,604	-	-	-	63,604
Total Capital Outlay	\$1,689	-	\$63,604	\$2,014	-	-	\$67,307
Special Payments							
Other Special Payments	4,658,610	-	1,485,594	3,335,233	-	-	9,479,437
Total Special Payments	\$4,658,610	-	\$1,485,594	\$3,335,233	-	-	\$9,479,437
Total Expenditures							
Total Expenditures	36,242,752	-	5,169,918	16,816,187	-	-	58,228,857
Total Expenditures	\$36,242,752	-	\$5,169,918	\$16,816,187	-	-	\$58,228,857
Ending Balance							
Ending Balance	-	-	-	-	-	-	-
Total Ending Balance	-	-	-	-	-	-	-

ESSENTIAL AND POLICY PACKAGE FISCAL IMPACT SUMMARY

Human Services, Dept. of
Pkg: 033 - Exceptional Inflation

Cross Reference Name: DHS Central & Shared Services
Cross Reference Number: 10000-010-00-00-00000

<i>Description</i>	General Fund	Lottery Funds	Other Funds	Federal Funds	Nonlimited Other Funds	Nonlimited Federal Funds	All Funds
Revenues							
General Fund Appropriation	11,039,415	-	-	-	-	-	11,039,415
Other Revenues	-	-	296,890	-	-	-	296,890
Federal Funds	-	-	-	7,789,872	-	-	7,789,872
Total Revenues	\$11,039,415	-	\$296,890	\$7,789,872	-	-	\$19,126,177
Special Payments							
Other Special Payments	11,039,415	-	296,890	7,789,872	-	-	19,126,177
Total Special Payments	\$11,039,415	-	\$296,890	\$7,789,872	-	-	\$19,126,177
Total Expenditures							
Total Expenditures	11,039,415	-	296,890	7,789,872	-	-	19,126,177
Total Expenditures	\$11,039,415	-	\$296,890	\$7,789,872	-	-	\$19,126,177
Ending Balance							
Ending Balance	-	-	-	-	-	-	-
Total Ending Balance	-	-	-	-	-	-	-

ESSENTIAL AND POLICY PACKAGE FISCAL IMPACT SUMMARY

**Human Services, Dept. of
Pkg: 060 - Technical Adjustments**

**Cross Reference Name: DHS Central & Shared Services
Cross Reference Number: 10000-010-00-00-00000**

<i>Description</i>	General Fund	Lottery Funds	Other Funds	Federal Funds	Nonlimited Other Funds	Nonlimited Federal Funds	All Funds
Revenues							
General Fund Appropriation	20,429,939	-	-	-	-	-	20,429,939
Other Revenues	-	-	238,312	-	-	-	238,312
Federal Funds	-	-	-	33,146,920	-	-	33,146,920
Total Revenues	\$20,429,939	-	\$238,312	\$33,146,920	-	-	\$53,815,171
Personal Services							
Class/Unclass Sal. and Per Diem	358,810	-	-	(38,338)	-	-	320,472
Empl. Rel. Bd. Assessments	186	-	-	(12)	-	-	174
Public Employees' Retire Cont	62,145	-	-	(6,641)	-	-	55,504
Social Security Taxes	27,447	-	-	(2,934)	-	-	24,513
Worker's Comp. Assess. (WCD)	147	-	-	(9)	-	-	138
Mass Transit Tax	207,556	-	-	-	-	-	207,556
Flexible Benefits	122,342	-	-	(7,646)	-	-	114,696
Total Personal Services	\$778,633	-	-	(\$55,580)	-	-	\$723,053
Services & Supplies							
Instate Travel	9,971	-	-	(623)	-	-	9,348
Employee Training	2,742	-	-	(171)	-	-	2,571
Office Expenses	676,742	-	20,338	303,776	-	-	1,000,856
Telecommunications	255,525	-	5,923	113,654	-	-	375,102
Data Processing	485,557	-	10,862	229,854	-	-	726,273
IT Professional Services	9,502,424	-	-	28,507,270	-	-	38,009,694
Facilities Rental and Taxes	5,303,390	-	123,337	2,460,819	-	-	7,887,546
Intra-agency Charges	(42,287)	-	-	(40,977)	-	-	(83,264)

ESSENTIAL AND POLICY PACKAGE FISCAL IMPACT SUMMARY

Human Services, Dept. of
Pkg: 060 - Technical Adjustments

Cross Reference Name: DHS Central & Shared Services
Cross Reference Number: 10000-010-00-00-00000

<i>Description</i>	General Fund	Lottery Funds	Other Funds	Federal Funds	Nonlimited Other Funds	Nonlimited Federal Funds	All Funds
Services & Supplies							
Other Services and Supplies	1,724	-	-	(107)	-	-	1,617
Expendable Prop 250 - 5000	2,147,971	-	48,370	1,012,639	-	-	3,208,980
IT Expendable Property	1,050,944	-	23,698	495,506	-	-	1,570,148
Total Services & Supplies	\$19,394,703	-	\$232,528	\$33,081,640	-	-	\$52,708,871
Special Payments							
Other Special Payments	256,603	-	5,784	120,860	-	-	383,247
Total Special Payments	\$256,603	-	\$5,784	\$120,860	-	-	\$383,247
Total Expenditures							
Total Expenditures	20,429,939	-	238,312	33,146,920	-	-	53,815,171
Total Expenditures	\$20,429,939	-	\$238,312	\$33,146,920	-	-	\$53,815,171
Ending Balance							
Ending Balance	-	-	-	-	-	-	-
Total Ending Balance	-	-	-	-	-	-	-
Total Positions							
Total Positions							3
Total Positions	-	-	-	-	-	-	3

ESSENTIAL AND POLICY PACKAGE FISCAL IMPACT SUMMARY

Human Services, Dept. of
Pkg: 060 - Technical Adjustments

Cross Reference Name: DHS Central & Shared Services
Cross Reference Number: 10000-010-00-00-00000

<i>Description</i>	General Fund	Lottery Funds	Other Funds	Federal Funds	Nonlimited Other Funds	Nonlimited Federal Funds	All Funds
Total FTE							
Total FTE							3.00
Total FTE	-	-	-	-	-	-	3.00

ESSENTIAL AND POLICY PACKAGE FISCAL IMPACT SUMMARY

Human Services, Dept. of
Pkg: 070 - Revenue Shortfalls

Cross Reference Name: DHS Central & Shared Services
Cross Reference Number: 10000-010-00-00-00000

<i>Description</i>	General Fund	Lottery Funds	Other Funds	Federal Funds	Nonlimited Other Funds	Nonlimited Federal Funds	All Funds
Revenues							
Federal Funds	-	-	-	(651,505)	-	-	(651,505)
Total Revenues	-	-	-	(\$651,505)	-	-	(\$651,505)
Personal Services							
Class/Unclass Sal. and Per Diem	-	-	-	-	-	-	-
Empl. Rel. Bd. Assessments	-	-	-	-	-	-	-
Public Employees' Retire Cont	-	-	-	-	-	-	-
Social Security Taxes	-	-	-	-	-	-	-
Worker's Comp. Assess. (WCD)	-	-	-	-	-	-	-
Flexible Benefits	-	-	-	-	-	-	-
Total Personal Services	-	-	-	-	-	-	-
Services & Supplies							
Office Expenses	-	-	-	(141,850)	-	-	(141,850)
Telecommunications	-	-	-	20,804	-	-	20,804
Professional Services	-	-	-	(530,459)	-	-	(530,459)
Total Services & Supplies	-	-	-	(\$651,505)	-	-	(\$651,505)
Special Payments							
Other Special Payments	-	-	-	-	-	-	-
Total Special Payments	-	-	-	-	-	-	-

ESSENTIAL AND POLICY PACKAGE FISCAL IMPACT SUMMARY

Human Services, Dept. of
Pkg: 070 - Revenue Shortfalls

Cross Reference Name: DHS Central & Shared Services
Cross Reference Number: 10000-010-00-00-00000

<i>Description</i>	General Fund	Lottery Funds	Other Funds	Federal Funds	Nonlimited Other Funds	Nonlimited Federal Funds	All Funds
Total Expenditures							
Total Expenditures	-	-	-	(651,505)	-	-	(651,505)
Total Expenditures	-	-	-	(\$651,505)	-	-	(\$651,505)
Ending Balance							
Ending Balance	-	-	-	-	-	-	-
Total Ending Balance	-	-	-	-	-	-	-
Total Positions							
Total Positions							-
Total Positions	-	-	-	-	-	-	-
Total FTE							
Total FTE							-
Total FTE	-	-	-	-	-	-	-

ESSENTIAL AND POLICY PACKAGE FISCAL IMPACT SUMMARY

Human Services, Dept. of
Pkg: 083 - June 2020 Eboard

Cross Reference Name: DHS Central & Shared Services
Cross Reference Number: 10000-010-00-00-00000

<i>Description</i>	General Fund	Lottery Funds	Other Funds	Federal Funds	Nonlimited Other Funds	Nonlimited Federal Funds	All Funds
Revenues							
General Fund Appropriation	-	-	-	-	-	-	-
Other Revenues	-	-	-	-	-	-	-
Total Revenues	-	-	-	-	-	-	-
Personal Services							
Mass Transit Tax	-	-	-	-	-	-	-
Total Personal Services	-	-	-	-	-	-	-
Services & Supplies							
Instate Travel	-	-	-	-	-	-	-
Employee Training	-	-	-	-	-	-	-
Office Expenses	-	-	-	-	-	-	-
Telecommunications	-	-	-	-	-	-	-
Data Processing	-	-	-	-	-	-	-
Facilities Rental and Taxes	-	-	-	-	-	-	-
Food and Kitchen Supplies	-	-	-	-	-	-	-
Other Services and Supplies	-	-	-	-	-	-	-
Expendable Prop 250 - 5000	-	-	-	-	-	-	-
IT Expendable Property	-	-	-	-	-	-	-
Total Services & Supplies	-	-	-	-	-	-	-

ESSENTIAL AND POLICY PACKAGE FISCAL IMPACT SUMMARY

Human Services, Dept. of
Pkg: 083 - June 2020 Eboard

Cross Reference Name: DHS Central & Shared Services
Cross Reference Number: 10000-010-00-00-00000

<i>Description</i>	General Fund	Lottery Funds	Other Funds	Federal Funds	Nonlimited Other Funds	Nonlimited Federal Funds	All Funds
Special Payments							
Other Special Payments	-	-	-	-	-	-	-
Total Special Payments	-	-	-	-	-	-	-
Total Expenditures							
Total Expenditures	-	-	-	-	-	-	-
Total Expenditures	-	-	-	-	-	-	-
Ending Balance							
Ending Balance	-	-	-	-	-	-	-
Total Ending Balance	-	-	-	-	-	-	-

ESSENTIAL AND POLICY PACKAGE FISCAL IMPACT SUMMARY

Human Services, Dept. of
Pkg: 084 - June 2020 Special Session

Cross Reference Name: DHS Central & Shared Services
Cross Reference Number: 10000-010-00-00-00000

<i>Description</i>	General Fund	Lottery Funds	Other Funds	Federal Funds	Nonlimited Other Funds	Nonlimited Federal Funds	All Funds
Revenues							
General Fund Appropriation	243,888	-	-	-	-	-	243,888
Other Revenues	-	-	215,123	-	-	-	215,123
Total Revenues	\$243,888	-	\$215,123	-	-	-	\$459,011
Personal Services							
Class/Unclass Sal. and Per Diem	-	-	131,040	-	-	-	131,040
Empl. Rel. Bd. Assessments	-	-	58	-	-	-	58
Public Employees' Retire Cont	-	-	22,696	-	-	-	22,696
Social Security Taxes	-	-	10,025	-	-	-	10,025
Worker's Comp. Assess. (WCD)	-	-	46	-	-	-	46
Mass Transit Tax	786	-	-	-	-	-	786
Flexible Benefits	-	-	38,232	-	-	-	38,232
Total Personal Services	\$786	-	\$202,097	-	-	-	\$202,883
Services & Supplies							
Instate Travel	-	-	3,116	-	-	-	3,116
Employee Training	-	-	857	-	-	-	857
Office Expenses	1,799	-	5,929	-	-	-	7,728
Telecommunications	726	-	1,939	-	-	-	2,665
Data Processing	1,591	-	-	-	-	-	1,591
Facilities Rental and Taxes	14,510	-	-	-	-	-	14,510
Food and Kitchen Supplies	680	-	-	-	-	-	680
Other Services and Supplies	-	-	539	-	-	-	539
Expendable Prop 250 - 5000	5,691	-	646	-	-	-	6,337

ESSENTIAL AND POLICY PACKAGE FISCAL IMPACT SUMMARY

Human Services, Dept. of
Pkg: 084 - June 2020 Special Session

Cross Reference Name: DHS Central & Shared Services
Cross Reference Number: 10000-010-00-00-00000

<i>Description</i>	General Fund	Lottery Funds	Other Funds	Federal Funds	Nonlimited Other Funds	Nonlimited Federal Funds	All Funds
Services & Supplies							
IT Expendable Property	2,982	-	-	-	-	-	2,982
Total Services & Supplies	\$27,979	-	\$13,026	-	-	-	\$41,005
Special Payments							
Other Special Payments	215,123	-	-	-	-	-	215,123
Total Special Payments	\$215,123	-	-	-	-	-	\$215,123
Total Expenditures							
Total Expenditures	243,888	-	215,123	-	-	-	459,011
Total Expenditures	\$243,888	-	\$215,123	-	-	-	\$459,011
Ending Balance							
Ending Balance	-	-	-	-	-	-	-
Total Ending Balance	-	-	-	-	-	-	-
Total Positions							
Total Positions							1
Total Positions	-	-	-	-	-	-	1
Total FTE							
Total FTE							1.00
Total FTE	-	-	-	-	-	-	1.00

ESSENTIAL AND POLICY PACKAGE FISCAL IMPACT SUMMARY

Human Services, Dept. of
Pkg: 087 - August 2020 Special Session

Cross Reference Name: DHS Central & Shared Services
Cross Reference Number: 10000-010-00-00-00000

<i>Description</i>	General Fund	Lottery Funds	Other Funds	Federal Funds	Nonlimited Other Funds	Nonlimited Federal Funds	All Funds
Revenues							
General Fund Appropriation	5,727,738	-	-	-	-	-	5,727,738
Other Revenues	-	-	(4,332,054)	-	-	-	(4,332,054)
Federal Funds	-	-	-	719,270	-	-	719,270
Total Revenues	\$5,727,738	-	(\$4,332,054)	\$719,270	-	-	\$2,114,954
Personal Services							
Class/Unclass Sal. and Per Diem	3,151,098	-	(2,136,354)	1,749,743	-	-	2,764,487
Temporary Appointments	-	-	(344,645)	-	-	-	(344,645)
Overtime Payments	-	-	(1,210)	-	-	-	(1,210)
All Other Differential	-	-	(62,719)	-	-	-	(62,719)
Empl. Rel. Bd. Assessments	1,251	-	(588)	711	-	-	1,374
Public Employees' Retire Cont	545,766	-	(381,083)	303,057	-	-	467,740
Pension Obligation Bond	-	-	(271,660)	-	-	-	(271,660)
Social Security Taxes	241,057	-	(194,685)	133,853	-	-	180,225
Worker's Comp. Assess. (WCD)	987	-	(468)	570	-	-	1,089
Mass Transit Tax	(19,078)	-	-	-	-	-	(19,078)
Flexible Benefits	831,428	-	(388,141)	474,277	-	-	917,564
Vacancy Savings	-	-	122,864	-	-	-	122,864
Reconciliation Adjustment	(41,775)	-	32,844	115,534	-	-	106,603
Total Personal Services	\$4,710,734	-	(\$3,625,845)	\$2,777,745	-	-	\$3,862,634
Services & Supplies							
Instate Travel	7,563	-	42,092	3,558	-	-	53,213
Out of State Travel	-	-	-	-	-	-	-

ESSENTIAL AND POLICY PACKAGE FISCAL IMPACT SUMMARY

Human Services, Dept. of
Pkg: 087 - August 2020 Special Session

Cross Reference Name: DHS Central & Shared Services
Cross Reference Number: 10000-010-00-00-00000

<i>Description</i>	General Fund	Lottery Funds	Other Funds	Federal Funds	Nonlimited Other Funds	Nonlimited Federal Funds	All Funds
Services & Supplies							
Employee Training	208,784	-	(456,070)	98,254	-	-	(149,032)
Office Expenses	30,998	-	86,528	(1,256)	-	-	116,270
Telecommunications	(9,495)	-	27,700	(9,061)	-	-	9,144
Data Processing	12,930	-	(25,568)	(9,130)	-	-	(21,768)
Publicity and Publications	1,529	-	(3,327)	719	-	-	(1,079)
Professional Services	96,465	-	(203,859)	45,397	-	-	(61,997)
Employee Recruitment and Develop	355	-	(772)	167	-	-	(250)
Dues and Subscriptions	184	-	(399)	86	-	-	(129)
Facilities Rental and Taxes	144,161	-	(3,985)	(53,116)	-	-	87,060
Food and Kitchen Supplies	151,391	-	4,592	115,939	-	-	271,922
Agency Program Related S and S	112	-	(165)	53	-	-	-
Other Services and Supplies	5,771	-	(11,185)	3,233	-	-	(2,181)
Expendable Prop 250 - 5000	57,627	-	7,610	(20,323)	-	-	44,914
IT Expendable Property	35,541	-	(2,371)	(6,414)	-	-	26,756
Total Services & Supplies	\$743,916	-	(\$539,179)	\$168,106	-	-	\$372,843
Special Payments							
Other Special Payments	273,088	-	(167,030)	(2,226,581)	-	-	(2,120,523)
Total Special Payments	\$273,088	-	(\$167,030)	(\$2,226,581)	-	-	(\$2,120,523)
Total Expenditures							
Total Expenditures	5,727,738	-	(4,332,054)	719,270	-	-	2,114,954
Total Expenditures	\$5,727,738	-	(\$4,332,054)	\$719,270	-	-	\$2,114,954

ESSENTIAL AND POLICY PACKAGE FISCAL IMPACT SUMMARY

Human Services, Dept. of
Pkg: 087 - August 2020 Special Session

Cross Reference Name: DHS Central & Shared Services
Cross Reference Number: 10000-010-00-00-00000

<i>Description</i>	General Fund	Lottery Funds	Other Funds	Federal Funds	Nonlimited Other Funds	Nonlimited Federal Funds	All Funds
Ending Balance							
Ending Balance	-	-	-	-	-	-	-
Total Ending Balance	-	-	-	-	-	-	-
Total Positions							
Total Positions							23
Total Positions	-	-	-	-	-	-	23
Total FTE							
Total FTE							23.00
Total FTE	-	-	-	-	-	-	23.00

ESSENTIAL AND POLICY PACKAGE FISCAL IMPACT SUMMARY

Human Services, Dept. of
Pkg: 088 - September 2020 Emergency Board

Cross Reference Name: DHS Central & Shared Services
Cross Reference Number: 10000-010-00-00-00000

<i>Description</i>	General Fund	Lottery Funds	Other Funds	Federal Funds	Nonlimited Other Funds	Nonlimited Federal Funds	All Funds
Revenues							
Other Revenues	-	-	7,160,187	-	-	-	7,160,187
Total Revenues	-	-	\$7,160,187	-	-	-	\$7,160,187
Services & Supplies							
Instate Travel	-	-	870	-	-	-	870
Office Expenses	-	-	286,947	-	-	-	286,947
Telecommunications	-	-	112,455	-	-	-	112,455
State Gov. Service Charges	-	-	-	-	-	-	-
Data Processing	-	-	18,487	-	-	-	18,487
Professional Services	-	-	17,486	-	-	-	17,486
Attorney General	-	-	3,554	-	-	-	3,554
Facilities Rental and Taxes	-	-	990,037	-	-	-	990,037
Fuels and Utilities	-	-	49,455	-	-	-	49,455
Facilities Maintenance	-	-	64,359	-	-	-	64,359
Food and Kitchen Supplies	-	-	3,207,115	-	-	-	3,207,115
Other Services and Supplies	-	-	1,772,857	-	-	-	1,772,857
Expendable Prop 250 - 5000	-	-	3,589	-	-	-	3,589
IT Expendable Property	-	-	632,976	-	-	-	632,976
Total Services & Supplies	-	-	\$7,160,187	-	-	-	\$7,160,187
Total Expenditures							
Total Expenditures	-	-	7,160,187	-	-	-	7,160,187
Total Expenditures	-	-	\$7,160,187	-	-	-	\$7,160,187

ESSENTIAL AND POLICY PACKAGE FISCAL IMPACT SUMMARY

Human Services, Dept. of
Pkg: 088 - September 2020 Emergency Board

Cross Reference Name: DHS Central & Shared Services
Cross Reference Number: 10000-010-00-00-00000

<i>Description</i>	General Fund	Lottery Funds	Other Funds	Federal Funds	Nonlimited Other Funds	Nonlimited Federal Funds	All Funds
Ending Balance							
Ending Balance	-	-	-	-	-	-	-
Total Ending Balance	-	-	-	-	-	-	-

ESSENTIAL AND POLICY PACKAGE FISCAL IMPACT SUMMARY

Human Services, Dept. of
Pkg: 090 - Analyst Adjustments

Cross Reference Name: DHS Central & Shared Services
Cross Reference Number: 10000-010-00-00-00000

<i>Description</i>	General Fund	Lottery Funds	Other Funds	Federal Funds	Nonlimited Other Funds	Nonlimited Federal Funds	All Funds
Revenues							
General Fund Appropriation	(5,823,354)	-	-	-	-	-	(5,823,354)
Other Revenues	-	-	(126,302)	-	-	-	(126,302)
Federal Funds	-	-	-	(2,845,810)	-	-	(2,845,810)
Total Revenues	(\$5,823,354)	-	(\$126,302)	(\$2,845,810)	-	-	(\$8,795,466)
Personal Services							
Class/Unclass Sal. and Per Diem	(371,423)	-	(1,514)	(65,758)	-	-	(438,695)
Empl. Rel. Bd. Assessments	(148)	-	(1)	(25)	-	-	(174)
Public Employees' Retire Cont	(64,331)	-	(262)	(11,390)	-	-	(75,983)
Social Security Taxes	(28,414)	-	(116)	(5,030)	-	-	(33,560)
Worker's Comp. Assess. (WCD)	(117)	-	-	(20)	-	-	(137)
Flexible Benefits	(97,541)	-	(386)	(16,769)	-	-	(114,696)
Vacancy Savings	(95,050)	-	(3,250)	(80,702)	-	-	(179,002)
Reconciliation Adjustment	(24)	-	29	22	-	-	27
Total Personal Services	(\$657,048)	-	(\$5,500)	(\$179,672)	-	-	(\$842,220)
Services & Supplies							
Instate Travel	(50,000)	-	-	(42,000)	-	-	(92,000)
Employee Training	(90,000)	-	-	(6,300)	-	-	(96,300)
Office Expenses	(620,000)	-	-	-	-	-	(620,000)
Professional Services	(1,159,029)	-	-	(250,000)	-	-	(1,409,029)
Total Services & Supplies	(\$1,919,029)	-	-	(\$298,300)	-	-	(\$2,217,329)

ESSENTIAL AND POLICY PACKAGE FISCAL IMPACT SUMMARY

Human Services, Dept. of
Pkg: 090 - Analyst Adjustments

Cross Reference Name: DHS Central & Shared Services
Cross Reference Number: 10000-010-00-00-00000

<i>Description</i>	General Fund	Lottery Funds	Other Funds	Federal Funds	Nonlimited Other Funds	Nonlimited Federal Funds	All Funds
Special Payments							
Other Special Payments	(3,247,277)	-	(126,302)	(2,367,838)	-	-	(5,741,417)
Total Special Payments	(\$3,247,277)	-	(\$126,302)	(\$2,367,838)	-	-	(\$5,741,417)
Total Expenditures							
Total Expenditures	(5,823,354)	-	(131,802)	(2,845,810)	-	-	(8,800,966)
Total Expenditures	(\$5,823,354)	-	(\$131,802)	(\$2,845,810)	-	-	(\$8,800,966)
Ending Balance							
Ending Balance	-	-	5,500	-	-	-	5,500
Total Ending Balance	-	-	\$5,500	-	-	-	\$5,500
Total Positions							
Total Positions							(3)
Total Positions	-	-	-	-	-	-	(3)
Total FTE							
Total FTE							(3.00)
Total FTE	-	-	-	-	-	-	(3.00)

ESSENTIAL AND POLICY PACKAGE FISCAL IMPACT SUMMARY

Human Services, Dept. of
Pkg: 091 - Elimination of S&S Inflation

Cross Reference Name: DHS Central & Shared Services
Cross Reference Number: 10000-010-00-00-00000

<i>Description</i>	General Fund	Lottery Funds	Other Funds	Federal Funds	Nonlimited Other Funds	Nonlimited Federal Funds	All Funds
Revenues							
General Fund Appropriation	(2,494,214)	-	-	-	-	-	(2,494,214)
Other Selective Taxes	-	-	-	-	-	-	-
Other Revenues	-	-	(537,181)	-	-	-	(537,181)
Federal Funds	-	-	-	(2,459,234)	-	-	(2,459,234)
Total Revenues	(\$2,494,214)	-	(\$537,181)	(\$2,459,234)	-	-	(\$5,490,629)
Services & Supplies							
Instate Travel	(2,721)	-	(27,399)	(1,488)	-	-	(31,608)
Out of State Travel	-	-	(850)	(44)	-	-	(894)
Employee Training	-	-	(45,324)	(436)	-	-	(45,760)
Office Expenses	(136,461)	-	(72,621)	(131,661)	-	-	(340,743)
Telecommunications	(269,496)	-	(28,235)	(232,833)	-	-	(530,564)
Data Processing	(770,972)	-	(48,727)	(805,765)	-	-	(1,625,464)
Publicity and Publications	(31)	-	(1,216)	(338)	-	-	(1,585)
Professional Services	(240,797)	-	(31,118)	(403,057)	-	-	(674,972)
IT Professional Services	(72,441)	-	(1,952)	(77,020)	-	-	(151,413)
Attorney General	(16,246)	-	(637)	(20,604)	-	-	(37,487)
Employee Recruitment and Develop	-	-	(3)	(78)	-	-	(81)
Dues and Subscriptions	-	-	(520)	-	-	-	(520)
Facilities Rental and Taxes	-	-	-	-	-	-	-
Fuels and Utilities	(162,690)	-	(4,203)	(157,916)	-	-	(324,809)
Facilities Maintenance	(211,648)	-	(5,918)	(213,021)	-	-	(430,587)
Food and Kitchen Supplies	-	-	-	-	-	-	-
Agency Program Related S and S	(68,476)	-	(1,059)	(21,626)	-	-	(91,161)
Intra-agency Charges	-	-	(463)	-	-	-	(463)

ESSENTIAL AND POLICY PACKAGE FISCAL IMPACT SUMMARY

Human Services, Dept. of
Pkg: 091 - Elimination of S&S Inflation

Cross Reference Name: DHS Central & Shared Services
Cross Reference Number: 10000-010-00-00-00000

<i>Description</i>	General Fund	Lottery Funds	Other Funds	Federal Funds	Nonlimited Other Funds	Nonlimited Federal Funds	All Funds
Services & Supplies							
Other COP Costs	-	-	-	-	-	-	-
Other Services and Supplies	(202,712)	-	(363,705)	(173,879)	-	-	(740,296)
Expendable Prop 250 - 5000	(231,223)	-	(13,613)	(121,780)	-	-	(366,616)
IT Expendable Property	(108,300)	-	(9,224)	(97,688)	-	-	(215,212)
Total Services & Supplies	(\$2,494,214)	-	(\$656,787)	(\$2,459,234)	-	-	(\$5,610,235)
Capital Outlay							
Office Furniture and Fixtures	-	-	-	-	-	-	-
Total Capital Outlay	-	-	-	-	-	-	-
Total Expenditures							
Total Expenditures	(2,494,214)	-	(656,787)	(2,459,234)	-	-	(5,610,235)
Total Expenditures	(\$2,494,214)	-	(\$656,787)	(\$2,459,234)	-	-	(\$5,610,235)
Ending Balance							
Ending Balance	-	-	119,606	-	-	-	119,606
Total Ending Balance	-	-	\$119,606	-	-	-	\$119,606

ESSENTIAL AND POLICY PACKAGE FISCAL IMPACT SUMMARY

Human Services, Dept. of
Pkg: 092 - Personal Services Adjustments

Cross Reference Name: DHS Central & Shared Services
Cross Reference Number: 10000-010-00-00-00000

<i>Description</i>	General Fund	Lottery Funds	Other Funds	Federal Funds	Nonlimited Other Funds	Nonlimited Federal Funds	All Funds
Revenues							
General Fund Appropriation	(515,609)	-	-	-	-	-	(515,609)
Other Revenues	-	-	(3,507,400)	-	-	-	(3,507,400)
Federal Funds	-	-	-	(464,230)	-	-	(464,230)
Total Revenues	(\$515,609)	-	(\$3,507,400)	(\$464,230)	-	-	(\$4,487,239)
Personal Services							
Class/Unclass Sal. and Per Diem	-	-	-	-	-	-	-
Vacancy Savings	(515,609)	-	(3,509,148)	(464,230)	-	-	(4,488,987)
Total Personal Services	(\$515,609)	-	(\$3,509,148)	(\$464,230)	-	-	(\$4,488,987)
Services & Supplies							
Other Care of Residents and Patients	-	-	-	-	-	-	-
Total Services & Supplies	-	-	-	-	-	-	-
Total Expenditures							
Total Expenditures	(515,609)	-	(3,509,148)	(464,230)	-	-	(4,488,987)
Total Expenditures	(\$515,609)	-	(\$3,509,148)	(\$464,230)	-	-	(\$4,488,987)
Ending Balance							
Ending Balance	-	-	1,748	-	-	-	1,748
Total Ending Balance	-	-	\$1,748	-	-	-	\$1,748

ESSENTIAL AND POLICY PACKAGE FISCAL IMPACT SUMMARY

Human Services, Dept. of
Pkg: 095 - DHS/OHA Reshoot

Cross Reference Name: DHS Central & Shared Services
Cross Reference Number: 10000-010-00-00-00000

<i>Description</i>	General Fund	Lottery Funds	Other Funds	Federal Funds	Nonlimited Other Funds	Nonlimited Federal Funds	All Funds
Revenues							
General Fund Appropriation	2,946,345	-	-	-	-	-	2,946,345
Cert of Participation	-	-	-	-	-	-	-
Other Revenues	-	-	731,130	-	-	-	731,130
Loan Proceeds	-	-	-	-	-	-	-
Federal Funds	-	-	-	1,824,857	-	-	1,824,857
Total Revenues	\$2,946,345	-	\$731,130	\$1,824,857	-	-	\$5,502,332
Personal Services							
Class/Unclass Sal. and Per Diem	(86,059)	-	283,549	(62,370)	-	-	135,120
Empl. Rel. Bd. Assessments	(33)	-	115	(24)	-	-	58
Public Employees' Retire Cont	(14,906)	-	49,111	(10,803)	-	-	23,402
Social Security Taxes	(6,583)	-	21,691	(4,771)	-	-	10,337
Worker's Comp. Assess. (WCD)	(26)	-	92	(19)	-	-	47
Flexible Benefits	(21,945)	-	76,082	(15,905)	-	-	38,232
Total Personal Services	(\$129,552)	-	\$430,640	(\$93,892)	-	-	\$207,196
Services & Supplies							
Instate Travel	(1,789)	-	6,201	(1,296)	-	-	3,116
Employee Training	(492)	-	1,705	(356)	-	-	857
Office Expenses	2,946,843	-	284,340	1,824,803	-	-	5,055,986
Telecommunications	(1,113)	-	3,859	(807)	-	-	1,939
Food and Kitchen Supplies	(3,901)	-	(360)	(2,413)	-	-	(6,674)
Other Services and Supplies	(309)	-	1,073	(225)	-	-	539
Expendable Prop 250 - 5000	(371)	-	1,286	(269)	-	-	646

ESSENTIAL AND POLICY PACKAGE FISCAL IMPACT SUMMARY

Human Services, Dept. of
Pkg: 095 - DHS/OHA Reshoot

Cross Reference Name: DHS Central & Shared Services
Cross Reference Number: 10000-010-00-00-00000

<i>Description</i>	General Fund	Lottery Funds	Other Funds	Federal Funds	Nonlimited Other Funds	Nonlimited Federal Funds	All Funds
Services & Supplies							
IT Expendable Property	-	-	-	-	-	-	-
Total Services & Supplies	\$2,938,868	-	\$298,104	\$1,819,437	-	-	\$5,056,409
Special Payments							
Other Special Payments	137,029	-	2,386	99,312	-	-	238,727
Total Special Payments	\$137,029	-	\$2,386	\$99,312	-	-	\$238,727
Total Expenditures							
Total Expenditures	2,946,345	-	731,130	1,824,857	-	-	5,502,332
Total Expenditures	\$2,946,345	-	\$731,130	\$1,824,857	-	-	\$5,502,332
Ending Balance							
Ending Balance	-	-	-	-	-	-	-
Total Ending Balance	-	-	-	-	-	-	-
Total Positions							
Total Positions							1
Total Positions	-	-	-	-	-	-	1
Total FTE							
Total FTE							1.00
Total FTE	-	-	-	-	-	-	1.00

ESSENTIAL AND POLICY PACKAGE FISCAL IMPACT SUMMARY

Human Services, Dept. of
Pkg: 096 - Statewide Adjustment DAS Chgs

Cross Reference Name: DHS Central & Shared Services
Cross Reference Number: 10000-010-00-00-00000

<i>Description</i>	General Fund	Lottery Funds	Other Funds	Federal Funds	Nonlimited Other Funds	Nonlimited Federal Funds	All Funds
Revenues							
General Fund Appropriation	(18,290,438)	-	-	-	-	-	(18,290,438)
Other Revenues	-	-	-	-	-	-	-
Federal Funds	-	-	-	(10,655,685)	-	-	(10,655,685)
Total Revenues	(\$18,290,438)	-	-	(\$10,655,685)	-	-	(\$28,946,123)
Services & Supplies							
Instate Travel	-	-	(43,228)	-	-	-	(43,228)
Office Expenses	(382,590)	-	(43,862)	(321,703)	-	-	(748,155)
Telecommunications	-	-	(4,864)	-	-	-	(4,864)
State Gov. Service Charges	(14,382,228)	-	(555,342)	(7,958,158)	-	-	(22,895,728)
Data Processing	(2,185,444)	-	(48,605)	(1,366,353)	-	-	(3,600,402)
Professional Services	(39,682)	-	(5,465)	(47,720)	-	-	(92,867)
Facilities Rental and Taxes	(803,438)	-	(37,007)	(675,577)	-	-	(1,516,022)
Other Services and Supplies	(497,056)	-	(17,899)	(286,174)	-	-	(801,129)
Total Services & Supplies	(\$18,290,438)	-	(\$756,272)	(\$10,655,685)	-	-	(\$29,702,395)
Total Expenditures							
Total Expenditures	(18,290,438)	-	(756,272)	(10,655,685)	-	-	(29,702,395)
Total Expenditures	(\$18,290,438)	-	(\$756,272)	(\$10,655,685)	-	-	(\$29,702,395)
Ending Balance							
Ending Balance	-	-	756,272	-	-	-	756,272
Total Ending Balance	-	-	\$756,272	-	-	-	\$756,272

ESSENTIAL AND POLICY PACKAGE FISCAL IMPACT SUMMARY

Human Services, Dept. of
Pkg: 097 - Statewide AG Adjustment

Cross Reference Name: DHS Central & Shared Services
Cross Reference Number: 10000-010-00-00-00000

<i>Description</i>	General Fund	Lottery Funds	Other Funds	Federal Funds	Nonlimited Other Funds	Nonlimited Federal Funds	All Funds
Revenues							
General Fund Appropriation	(49,822)	-	-	-	-	-	(49,822)
Other Revenues	-	-	-	-	-	-	-
Federal Funds	-	-	-	(56,182)	-	-	(56,182)
Total Revenues	(\$49,822)	-	-	(\$56,182)	-	-	(\$106,004)
Services & Supplies							
Instate Travel	-	-	-	-	-	-	-
Office Expenses	-	-	-	-	-	-	-
Telecommunications	-	-	-	-	-	-	-
Attorney General	(49,822)	-	(77,789)	(56,182)	-	-	(183,793)
IT Expendable Property	-	-	-	-	-	-	-
Total Services & Supplies	(\$49,822)	-	(\$77,789)	(\$56,182)	-	-	(\$183,793)
Total Expenditures							
Total Expenditures	(49,822)	-	(77,789)	(56,182)	-	-	(183,793)
Total Expenditures	(\$49,822)	-	(\$77,789)	(\$56,182)	-	-	(\$183,793)
Ending Balance							
Ending Balance	-	-	77,789	-	-	-	77,789
Total Ending Balance	-	-	\$77,789	-	-	-	\$77,789

ESSENTIAL AND POLICY PACKAGE FISCAL IMPACT SUMMARY

Human Services, Dept. of
Pkg: 099 - Microsoft 365 Consolidation

Cross Reference Name: DHS Central & Shared Services
Cross Reference Number: 10000-010-00-00-00000

<i>Description</i>	General Fund	Lottery Funds	Other Funds	Federal Funds	Nonlimited Other Funds	Nonlimited Federal Funds	All Funds
Revenues							
General Fund Appropriation	(4,141,290)	-	-	-	-	-	(4,141,290)
Federal Funds	-	-	-	(2,363,317)	-	-	(2,363,317)
Total Revenues	(\$4,141,290)	-	-	(\$2,363,317)	-	-	(\$6,504,607)
Services & Supplies							
State Gov. Service Charges	-	-	-	-	-	-	-
Other Services and Supplies	(4,141,290)	-	(157,191)	(2,363,317)	-	-	(6,661,798)
Total Services & Supplies	(\$4,141,290)	-	(\$157,191)	(\$2,363,317)	-	-	(\$6,661,798)
Total Expenditures							
Total Expenditures	(4,141,290)	-	(157,191)	(2,363,317)	-	-	(6,661,798)
Total Expenditures	(\$4,141,290)	-	(\$157,191)	(\$2,363,317)	-	-	(\$6,661,798)
Ending Balance							
Ending Balance	-	-	157,191	-	-	-	157,191
Total Ending Balance	-	-	\$157,191	-	-	-	\$157,191

ESSENTIAL AND POLICY PACKAGE FISCAL IMPACT SUMMARY

Human Services, Dept. of
Pkg: 105 - HR Staffing Policy Option Proposal

Cross Reference Name: DHS Central & Shared Services
Cross Reference Number: 10000-010-00-00-00000

<i>Description</i>	General Fund	Lottery Funds	Other Funds	Federal Funds	Nonlimited Other Funds	Nonlimited Federal Funds	All Funds
Revenues							
General Fund Appropriation	10,992,974	-	-	-	-	-	10,992,974
Total Revenues	\$10,992,974	-	-	-	-	-	\$10,992,974
Personal Services							
Class/Unclass Sal. and Per Diem	6,256,956	-	-	-	-	-	6,256,956
Empl. Rel. Bd. Assessments	2,291	-	-	-	-	-	2,291
Public Employees' Retire Cont	1,083,705	-	-	-	-	-	1,083,705
Social Security Taxes	474,542	-	-	-	-	-	474,542
Worker's Comp. Assess. (WCD)	1,817	-	-	-	-	-	1,817
Flexible Benefits	1,510,164	-	-	-	-	-	1,510,164
Total Personal Services	\$9,329,475	-	-	-	-	-	\$9,329,475
Services & Supplies							
Instate Travel	123,082	-	-	-	-	-	123,082
Employee Training	34,332	-	-	-	-	-	34,332
Office Expenses	234,196	-	-	-	-	-	234,196
Telecommunications	76,591	-	-	-	-	-	76,591
Food and Kitchen Supplies	1,120,967	-	-	-	-	-	1,120,967
Medical Services and Supplies	27,200	-	-	-	-	-	27,200
Other Services and Supplies	21,291	-	-	-	-	-	21,291
Expendable Prop 250 - 5000	25,840	-	-	-	-	-	25,840
Total Services & Supplies	\$1,663,499	-	-	-	-	-	\$1,663,499

ESSENTIAL AND POLICY PACKAGE FISCAL IMPACT SUMMARY

Human Services, Dept. of
Pkg: 105 - HR Staffing Policy Option Proposal

Cross Reference Name: DHS Central & Shared Services
Cross Reference Number: 10000-010-00-00-00000

<i>Description</i>	General Fund	Lottery Funds	Other Funds	Federal Funds	Nonlimited Other Funds	Nonlimited Federal Funds	All Funds
Total Expenditures							
Total Expenditures	10,992,974	-	-	-	-	-	10,992,974
Total Expenditures	\$10,992,974	-	-	-	-	-	\$10,992,974
Ending Balance							
Ending Balance	-	-	-	-	-	-	-
Total Ending Balance	-	-	-	-	-	-	-
Total Positions							
Total Positions							40
Total Positions	-	-	-	-	-	-	40
Total FTE							
Total FTE							39.50
Total FTE	-	-	-	-	-	-	39.50

ESSENTIAL AND POLICY PACKAGE FISCAL IMPACT SUMMARY

Human Services, Dept. of
Pkg: 106 - Buy Back Central Pos at Revised Fund Split

Cross Reference Name: DHS Central & Shared Services
Cross Reference Number: 10000-010-00-00-00000

<i>Description</i>	General Fund	Lottery Funds	Other Funds	Federal Funds	Nonlimited Other Funds	Nonlimited Federal Funds	All Funds
Revenues							
General Fund Appropriation	-	-	-	-	-	-	-
Total Revenues	-	-	-	-	-	-	-
Personal Services							
Class/Unclass Sal. and Per Diem	-	-	-	-	-	-	-
Empl. Rel. Bd. Assessments	-	-	-	-	-	-	-
Public Employees' Retire Cont	-	-	-	-	-	-	-
Social Security Taxes	-	-	-	-	-	-	-
Worker's Comp. Assess. (WCD)	-	-	-	-	-	-	-
Flexible Benefits	-	-	-	-	-	-	-
Total Personal Services	-	-	-	-	-	-	-
Services & Supplies							
Office Expenses	-	-	-	-	-	-	-
Professional Services	-	-	-	-	-	-	-
Total Services & Supplies	-	-	-	-	-	-	-
Special Payments							
Other Special Payments	-	-	-	-	-	-	-
Total Special Payments	-	-	-	-	-	-	-

ESSENTIAL AND POLICY PACKAGE FISCAL IMPACT SUMMARY

Human Services, Dept. of
Pkg: 106 - Buy Back Central Pos at Revised Fund Split

Cross Reference Name: DHS Central & Shared Services
Cross Reference Number: 10000-010-00-00-00000

<i>Description</i>	General Fund	Lottery Funds	Other Funds	Federal Funds	Nonlimited Other Funds	Nonlimited Federal Funds	All Funds
Total Expenditures							
Total Expenditures	-	-	-	-	-	-	-
Total Expenditures	-	-	-	-	-	-	-
Ending Balance							
Ending Balance	-	-	-	-	-	-	-
Total Ending Balance	-	-	-	-	-	-	-
Total Positions							
Total Positions							-
Total Positions	-	-	-	-	-	-	-
Total FTE							
Total FTE							-
Total FTE	-	-	-	-	-	-	-

ESSENTIAL AND POLICY PACKAGE FISCAL IMPACT SUMMARY

Human Services, Dept. of
Pkg: 107 - Diversity, Equity and Inclusion

Cross Reference Name: DHS Central & Shared Services
Cross Reference Number: 10000-010-00-00-00000

<i>Description</i>	General Fund	Lottery Funds	Other Funds	Federal Funds	Nonlimited Other Funds	Nonlimited Federal Funds	All Funds
Revenues							
General Fund Appropriation	3,786,753	-	-	-	-	-	3,786,753
Other Revenues	-	-	18,371	-	-	-	18,371
Federal Funds	-	-	-	728,434	-	-	728,434
Total Revenues	\$3,786,753	-	\$18,371	\$728,434	-	-	\$4,533,558
Personal Services							
Class/Unclass Sal. and Per Diem	457,605	-	10,047	398,368	-	-	866,020
Empl. Rel. Bd. Assessments	182	-	7	161	-	-	350
Public Employees' Retire Cont	79,258	-	1,742	68,996	-	-	149,996
Social Security Taxes	35,009	-	770	30,479	-	-	66,258
Worker's Comp. Assess. (WCD)	147	-	-	126	-	-	273
Flexible Benefits	123,739	-	2,716	107,716	-	-	234,171
Total Personal Services	\$695,940	-	\$15,282	\$605,846	-	-	\$1,317,068
Services & Supplies							
Instate Travel	10,087	-	224	8,778	-	-	19,089
Employee Training	2,772	-	63	2,415	-	-	5,250
Office Expenses	19,187	-	420	16,709	-	-	36,316
Telecommunications	6,279	-	140	5,460	-	-	11,879
Professional Services	1,000,000	-	-	-	-	-	1,000,000
Food and Kitchen Supplies	95,845	-	2,102	83,423	-	-	181,370
Medical Services and Supplies	2,513	-	56	2,191	-	-	4,760
Other Services and Supplies	1,743	-	35	1,526	-	-	3,304

ESSENTIAL AND POLICY PACKAGE FISCAL IMPACT SUMMARY

Human Services, Dept. of
Pkg: 107 - Diversity, Equity and Inclusion

Cross Reference Name: DHS Central & Shared Services
Cross Reference Number: 10000-010-00-00-00000

<i>Description</i>	General Fund	Lottery Funds	Other Funds	Federal Funds	Nonlimited Other Funds	Nonlimited Federal Funds	All Funds
Services & Supplies							
Expendable Prop 250 - 5000	452,387	-	49	2,086	-	-	454,522
Total Services & Supplies	\$1,590,813	-	\$3,089	\$122,588	-	-	\$1,716,490
Special Payments							
Other Special Payments	1,500,000	-	-	-	-	-	1,500,000
Total Special Payments	\$1,500,000	-	-	-	-	-	\$1,500,000
Total Expenditures							
Total Expenditures	3,786,753	-	18,371	728,434	-	-	4,533,558
Total Expenditures	\$3,786,753	-	\$18,371	\$728,434	-	-	\$4,533,558
Ending Balance							
Ending Balance	-	-	-	-	-	-	-
Total Ending Balance	-	-	-	-	-	-	-
Total Positions							
Total Positions							7
Total Positions	-	-	-	-	-	-	7
Total FTE							
Total FTE							6.16
Total FTE	-	-	-	-	-	-	6.16

ESSENTIAL AND POLICY PACKAGE FISCAL IMPACT SUMMARY

**Human Services, Dept. of
Pkg: 109 - Volunteer Program**

**Cross Reference Name: DHS Central & Shared Services
Cross Reference Number: 10000-010-00-00-00000**

<i>Description</i>	General Fund	Lottery Funds	Other Funds	Federal Funds	Nonlimited Other Funds	Nonlimited Federal Funds	All Funds
Revenues							
General Fund Appropriation	-	-	-	-	-	-	-
Total Revenues	-	-	-	-	-	-	-
Personal Services							
Class/Unclass Sal. and Per Diem	-	-	-	-	-	-	-
Empl. Rel. Bd. Assessments	-	-	-	-	-	-	-
Public Employees' Retire Cont	-	-	-	-	-	-	-
Social Security Taxes	-	-	-	-	-	-	-
Worker's Comp. Assess. (WCD)	-	-	-	-	-	-	-
Flexible Benefits	-	-	-	-	-	-	-
Total Personal Services	-	-	-	-	-	-	-
Services & Supplies							
Instate Travel	-	-	-	-	-	-	-
Employee Training	-	-	-	-	-	-	-
Office Expenses	-	-	-	-	-	-	-
Telecommunications	-	-	-	-	-	-	-
Data Processing	-	-	-	-	-	-	-
Professional Services	-	-	-	-	-	-	-
Food and Kitchen Supplies	-	-	-	-	-	-	-
Medical Services and Supplies	-	-	-	-	-	-	-
Other Services and Supplies	-	-	-	-	-	-	-

ESSENTIAL AND POLICY PACKAGE FISCAL IMPACT SUMMARY

Human Services, Dept. of
Pkg: 109 - Volunteer Program

Cross Reference Name: DHS Central & Shared Services
Cross Reference Number: 10000-010-00-00-00000

<i>Description</i>	General Fund	Lottery Funds	Other Funds	Federal Funds	Nonlimited Other Funds	Nonlimited Federal Funds	All Funds
Services & Supplies							
Expendable Prop 250 - 5000	-	-	-	-	-	-	-
Total Services & Supplies	-	-	-	-	-	-	-
Total Expenditures							
Total Expenditures	-	-	-	-	-	-	-
Total Expenditures	-	-	-	-	-	-	-
Ending Balance							
Ending Balance	-	-	-	-	-	-	-
Total Ending Balance	-	-	-	-	-	-	-
Total Positions							
Total Positions							-
Total Positions	-	-	-	-	-	-	-
Total FTE							
Total FTE							-
Total FTE	-	-	-	-	-	-	-

ESSENTIAL AND POLICY PACKAGE FISCAL IMPACT SUMMARY

**Human Services, Dept. of
Pkg: 118 - CW Stabilization**

**Cross Reference Name: DHS Central & Shared Services
Cross Reference Number: 10000-010-00-00-00000**

<i>Description</i>	General Fund	Lottery Funds	Other Funds	Federal Funds	Nonlimited Other Funds	Nonlimited Federal Funds	All Funds
Revenues							
General Fund Appropriation	4,897,758	-	-	-	-	-	4,897,758
Other Revenues	-	-	962,326	-	-	-	962,326
Federal Funds	-	-	-	4,818,957	-	-	4,818,957
Total Revenues	\$4,897,758	-	\$962,326	\$4,818,957	-	-	\$10,679,041
Personal Services							
Class/Unclass Sal. and Per Diem	2,581,205	-	488,976	2,550,767	-	-	5,620,948
Empl. Rel. Bd. Assessments	839	-	315	833	-	-	1,987
Public Employees' Retire Cont	447,067	-	84,692	441,795	-	-	973,554
Social Security Taxes	197,460	-	37,407	195,134	-	-	430,001
Worker's Comp. Assess. (WCD)	666	-	252	664	-	-	1,582
Flexible Benefits	565,127	-	217,993	555,000	-	-	1,338,120
Total Personal Services	\$3,792,364	-	\$829,635	\$3,744,193	-	-	\$8,366,192
Services & Supplies							
Instate Travel	46,065	-	17,763	45,252	-	-	109,080
Employee Training	12,901	-	4,906	12,672	-	-	30,479
Office Expenses	87,647	-	33,796	86,077	-	-	207,520
Telecommunications	28,662	-	11,064	28,154	-	-	67,880
Food and Kitchen Supplies	517,362	-	20,861	506,318	-	-	1,044,541
Medical Services and Supplies	11,489	-	351	11,280	-	-	23,120
Other Services and Supplies	7,971	-	3,064	7,845	-	-	18,880

ESSENTIAL AND POLICY PACKAGE FISCAL IMPACT SUMMARY

Human Services, Dept. of
Pkg: 118 - CW Stabilization

Cross Reference Name: DHS Central & Shared Services
Cross Reference Number: 10000-010-00-00-00000

<i>Description</i>	General Fund	Lottery Funds	Other Funds	Federal Funds	Nonlimited Other Funds	Nonlimited Federal Funds	All Funds
Services & Supplies							
Expendable Prop 250 - 5000	10,907	-	4,212	10,721	-	-	25,840
Total Services & Supplies	\$723,004	-	\$96,017	\$708,319	-	-	\$1,527,340
Special Payments							
Other Special Payments	382,390	-	36,674	366,445	-	-	785,509
Total Special Payments	\$382,390	-	\$36,674	\$366,445	-	-	\$785,509
Total Expenditures							
Total Expenditures	4,897,758	-	962,326	4,818,957	-	-	10,679,041
Total Expenditures	\$4,897,758	-	\$962,326	\$4,818,957	-	-	\$10,679,041
Ending Balance							
Ending Balance	-	-	-	-	-	-	-
Total Ending Balance	-	-	-	-	-	-	-
Total Positions							
Total Positions							40
Total Positions	-	-	-	-	-	-	40
Total FTE							
Total FTE							35.20
Total FTE	-	-	-	-	-	-	35.20

ESSENTIAL AND POLICY PACKAGE FISCAL IMPACT SUMMARY

Human Services, Dept. of
Pkg: 125 - EAU Business Process Change/Prog Integrity

Cross Reference Name: DHS Central & Shared Services
Cross Reference Number: 10000-010-00-00-00000

<i>Description</i>	General Fund	Lottery Funds	Other Funds	Federal Funds	Nonlimited Other Funds	Nonlimited Federal Funds	All Funds
Revenues							
General Fund Appropriation	748,860	-	-	-	-	-	748,860
Other Revenues	-	-	643,241	-	-	-	643,241
Total Revenues	\$748,860	-	\$643,241	-	-	-	\$1,392,101
Personal Services							
Class/Unclass Sal. and Per Diem	-	-	370,608	-	-	-	370,608
Empl. Rel. Bd. Assessments	-	-	200	-	-	-	200
Public Employees' Retire Cont	-	-	64,190	-	-	-	64,190
Social Security Taxes	-	-	28,351	-	-	-	28,351
Worker's Comp. Assess. (WCD)	-	-	160	-	-	-	160
Flexible Benefits	-	-	133,812	-	-	-	133,812
Total Personal Services	-	-	\$597,321	-	-	-	\$597,321
Services & Supplies							
Instate Travel	-	-	10,908	-	-	-	10,908
Employee Training	-	-	3,000	-	-	-	3,000
Office Expenses	-	-	20,752	-	-	-	20,752
Telecommunications	-	-	6,788	-	-	-	6,788
Food and Kitchen Supplies	105,617	-	-	-	-	-	105,617
Other Services and Supplies	-	-	1,888	-	-	-	1,888
Expendable Prop 250 - 5000	-	-	2,584	-	-	-	2,584
Total Services & Supplies	\$105,617	-	\$45,920	-	-	-	\$151,537

ESSENTIAL AND POLICY PACKAGE FISCAL IMPACT SUMMARY

Human Services, Dept. of
Pkg: 125 - EAU Business Process Change/Prog Integrity

Cross Reference Name: DHS Central & Shared Services
Cross Reference Number: 10000-010-00-00-00000

<i>Description</i>	General Fund	Lottery Funds	Other Funds	Federal Funds	Nonlimited Other Funds	Nonlimited Federal Funds	All Funds
Special Payments							
Other Special Payments	643,243	-	-	-	-	-	643,243
Total Special Payments	\$643,243	-	-	-	-	-	\$643,243
Total Expenditures							
Total Expenditures	748,860	-	643,241	-	-	-	1,392,101
Total Expenditures	\$748,860	-	\$643,241	-	-	-	\$1,392,101
Ending Balance							
Ending Balance	-	-	-	-	-	-	-
Total Ending Balance	-	-	-	-	-	-	-
Total Positions							
Total Positions							4
Total Positions	-	-	-	-	-	-	4
Total FTE							
Total FTE							3.52
Total FTE	-	-	-	-	-	-	3.52

ESSENTIAL AND POLICY PACKAGE FISCAL IMPACT SUMMARY

Human Services, Dept. of
Pkg: 126 - Child Abuse Investigations – Third Party

Cross Reference Name: DHS Central & Shared Services
Cross Reference Number: 10000-010-00-00-00000

<i>Description</i>	General Fund	Lottery Funds	Other Funds	Federal Funds	Nonlimited Other Funds	Nonlimited Federal Funds	All Funds
Revenues							
General Fund Appropriation	-	-	-	-	-	-	-
Other Revenues	-	-	-	-	-	-	-
Total Revenues	-	-	-	-	-	-	-
Personal Services							
Class/Unclass Sal. and Per Diem	-	-	-	-	-	-	-
Empl. Rel. Bd. Assessments	-	-	-	-	-	-	-
Public Employees' Retire Cont	-	-	-	-	-	-	-
Social Security Taxes	-	-	-	-	-	-	-
Worker's Comp. Assess. (WCD)	-	-	-	-	-	-	-
Flexible Benefits	-	-	-	-	-	-	-
Total Personal Services	-	-	-	-	-	-	-
Services & Supplies							
Instate Travel	-	-	-	-	-	-	-
Employee Training	-	-	-	-	-	-	-
Office Expenses	-	-	-	-	-	-	-
Telecommunications	-	-	-	-	-	-	-
Food and Kitchen Supplies	-	-	-	-	-	-	-
Other Services and Supplies	-	-	-	-	-	-	-
Expendable Prop 250 - 5000	-	-	-	-	-	-	-
Total Services & Supplies	-	-	-	-	-	-	-

ESSENTIAL AND POLICY PACKAGE FISCAL IMPACT SUMMARY

Human Services, Dept. of
Pkg: 126 - Child Abuse Investigations – Third Party

Cross Reference Name: DHS Central & Shared Services
Cross Reference Number: 10000-010-00-00-00000

<i>Description</i>	General Fund	Lottery Funds	Other Funds	Federal Funds	Nonlimited Other Funds	Nonlimited Federal Funds	All Funds
Special Payments							
Other Special Payments	-	-	-	-	-	-	-
Total Special Payments	-	-	-	-	-	-	-
Total Expenditures							
Total Expenditures	-	-	-	-	-	-	-
Total Expenditures	-	-	-	-	-	-	-
Ending Balance							
Ending Balance	-	-	-	-	-	-	-
Total Ending Balance	-	-	-	-	-	-	-
Total Positions							
Total Positions							-
Total Positions	-	-	-	-	-	-	-
Total FTE							
Total FTE							-
Total FTE	-	-	-	-	-	-	-

ESSENTIAL AND POLICY PACKAGE FISCAL IMPACT SUMMARY

Human Services, Dept. of
Pkg: 127 - National Directory of New Hires

Cross Reference Name: DHS Central & Shared Services
Cross Reference Number: 10000-010-00-00-00000

<i>Description</i>	General Fund	Lottery Funds	Other Funds	Federal Funds	Nonlimited Other Funds	Nonlimited Federal Funds	All Funds
Revenues							
General Fund Appropriation	-	-	-	-	-	-	-
Other Revenues	-	-	-	-	-	-	-
Total Revenues	-	-	-	-	-	-	-
Personal Services							
Class/Unclass Sal. and Per Diem	-	-	-	-	-	-	-
Empl. Rel. Bd. Assessments	-	-	-	-	-	-	-
Public Employees' Retire Cont	-	-	-	-	-	-	-
Social Security Taxes	-	-	-	-	-	-	-
Worker's Comp. Assess. (WCD)	-	-	-	-	-	-	-
Flexible Benefits	-	-	-	-	-	-	-
Total Personal Services	-	-	-	-	-	-	-
Services & Supplies							
Instate Travel	-	-	-	-	-	-	-
Employee Training	-	-	-	-	-	-	-
Office Expenses	-	-	-	-	-	-	-
Telecommunications	-	-	-	-	-	-	-
Food and Kitchen Supplies	-	-	-	-	-	-	-
Other Services and Supplies	-	-	-	-	-	-	-
Expendable Prop 250 - 5000	-	-	-	-	-	-	-
Total Services & Supplies	-	-	-	-	-	-	-

ESSENTIAL AND POLICY PACKAGE FISCAL IMPACT SUMMARY

Human Services, Dept. of
Pkg: 127 - National Directory of New Hires

Cross Reference Name: DHS Central & Shared Services
Cross Reference Number: 10000-010-00-00-00000

<i>Description</i>	General Fund	Lottery Funds	Other Funds	Federal Funds	Nonlimited Other Funds	Nonlimited Federal Funds	All Funds
Special Payments							
Other Special Payments	-	-	-	-	-	-	-
Total Special Payments	-	-	-	-	-	-	-
Total Expenditures							
Total Expenditures	-	-	-	-	-	-	-
Total Expenditures	-	-	-	-	-	-	-
Ending Balance							
Ending Balance	-	-	-	-	-	-	-
Total Ending Balance	-	-	-	-	-	-	-
Total Positions							
Total Positions							-
Total Positions	-	-	-	-	-	-	-
Total FTE							
Total FTE							-
Total FTE	-	-	-	-	-	-	-

ESSENTIAL AND POLICY PACKAGE FISCAL IMPACT SUMMARY

Human Services, Dept. of
Pkg: 128 - Emergency Management

Cross Reference Name: DHS Central & Shared Services
Cross Reference Number: 10000-010-00-00-00000

<i>Description</i>	General Fund	Lottery Funds	Other Funds	Federal Funds	Nonlimited Other Funds	Nonlimited Federal Funds	All Funds
Revenues							
General Fund Appropriation	-	-	-	-	-	-	-
Other Revenues	-	-	-	-	-	-	-
Total Revenues	-	-	-	-	-	-	-
Personal Services							
Class/Unclass Sal. and Per Diem	-	-	-	-	-	-	-
Empl. Rel. Bd. Assessments	-	-	-	-	-	-	-
Public Employees' Retire Cont	-	-	-	-	-	-	-
Social Security Taxes	-	-	-	-	-	-	-
Worker's Comp. Assess. (WCD)	-	-	-	-	-	-	-
Flexible Benefits	-	-	-	-	-	-	-
Total Personal Services	-	-	-	-	-	-	-
Services & Supplies							
Instate Travel	-	-	-	-	-	-	-
Employee Training	-	-	-	-	-	-	-
Office Expenses	-	-	-	-	-	-	-
Telecommunications	-	-	-	-	-	-	-
Food and Kitchen Supplies	-	-	-	-	-	-	-
Other Services and Supplies	-	-	-	-	-	-	-
Expendable Prop 250 - 5000	-	-	-	-	-	-	-
Total Services & Supplies	-	-	-	-	-	-	-

ESSENTIAL AND POLICY PACKAGE FISCAL IMPACT SUMMARY

Human Services, Dept. of
Pkg: 128 - Emergency Management

Cross Reference Name: DHS Central & Shared Services
Cross Reference Number: 10000-010-00-00-00000

<i>Description</i>	General Fund	Lottery Funds	Other Funds	Federal Funds	Nonlimited Other Funds	Nonlimited Federal Funds	All Funds
Special Payments							
Other Special Payments	-	-	-	-	-	-	-
Total Special Payments	-	-	-	-	-	-	-
Total Expenditures							
Total Expenditures	-	-	-	-	-	-	-
Total Expenditures	-	-	-	-	-	-	-
Ending Balance							
Ending Balance	-	-	-	-	-	-	-
Total Ending Balance	-	-	-	-	-	-	-
Total Positions							
Total Positions							-
Total Positions	-	-	-	-	-	-	-
Total FTE							
Total FTE							-
Total FTE	-	-	-	-	-	-	-

ESSENTIAL AND POLICY PACKAGE FISCAL IMPACT SUMMARY

**Human Services, Dept. of
Pkg: 129 - Continuity of Operations**

**Cross Reference Name: DHS Central & Shared Services
Cross Reference Number: 10000-010-00-00-00000**

<i>Description</i>	General Fund	Lottery Funds	Other Funds	Federal Funds	Nonlimited Other Funds	Nonlimited Federal Funds	All Funds
Revenues							
General Fund Appropriation	-	-	-	-	-	-	-
Other Revenues	-	-	-	-	-	-	-
Total Revenues	-	-	-	-	-	-	-
Personal Services							
Class/Unclass Sal. and Per Diem	-	-	-	-	-	-	-
Empl. Rel. Bd. Assessments	-	-	-	-	-	-	-
Public Employees' Retire Cont	-	-	-	-	-	-	-
Social Security Taxes	-	-	-	-	-	-	-
Worker's Comp. Assess. (WCD)	-	-	-	-	-	-	-
Flexible Benefits	-	-	-	-	-	-	-
Total Personal Services	-	-	-	-	-	-	-
Services & Supplies							
Instate Travel	-	-	-	-	-	-	-
Employee Training	-	-	-	-	-	-	-
Office Expenses	-	-	-	-	-	-	-
Telecommunications	-	-	-	-	-	-	-
Food and Kitchen Supplies	-	-	-	-	-	-	-
Other Services and Supplies	-	-	-	-	-	-	-
Expendable Prop 250 - 5000	-	-	-	-	-	-	-
Total Services & Supplies	-	-	-	-	-	-	-

ESSENTIAL AND POLICY PACKAGE FISCAL IMPACT SUMMARY

Human Services, Dept. of
Pkg: 129 - Continuity of Operations

Cross Reference Name: DHS Central & Shared Services
Cross Reference Number: 10000-010-00-00-00000

<i>Description</i>	General Fund	Lottery Funds	Other Funds	Federal Funds	Nonlimited Other Funds	Nonlimited Federal Funds	All Funds
Special Payments							
Other Special Payments	-	-	-	-	-	-	-
Total Special Payments	-	-	-	-	-	-	-
Total Expenditures							
Total Expenditures	-	-	-	-	-	-	-
Total Expenditures	-	-	-	-	-	-	-
Ending Balance							
Ending Balance	-	-	-	-	-	-	-
Total Ending Balance	-	-	-	-	-	-	-
Total Positions							
Total Positions							-
Total Positions	-	-	-	-	-	-	-
Total FTE							
Total FTE							-
Total FTE	-	-	-	-	-	-	-

ESSENTIAL AND POLICY PACKAGE FISCAL IMPACT SUMMARY

Human Services, Dept. of
Pkg: 201 - Improving Data Integrity and Compliance

Cross Reference Name: DHS Central & Shared Services
Cross Reference Number: 10000-010-00-00-00000

<i>Description</i>	General Fund	Lottery Funds	Other Funds	Federal Funds	Nonlimited Other Funds	Nonlimited Federal Funds	All Funds
Revenues							
General Fund Appropriation	-	-	-	-	-	-	-
Federal Funds	-	-	-	-	-	-	-
Total Revenues	-	-	-	-	-	-	-
Personal Services							
Class/Unclass Sal. and Per Diem	-	-	-	-	-	-	-
Empl. Rel. Bd. Assessments	-	-	-	-	-	-	-
Public Employees' Retire Cont	-	-	-	-	-	-	-
Social Security Taxes	-	-	-	-	-	-	-
Worker's Comp. Assess. (WCD)	-	-	-	-	-	-	-
Flexible Benefits	-	-	-	-	-	-	-
Total Personal Services	-	-	-	-	-	-	-
Services & Supplies							
Instate Travel	-	-	-	-	-	-	-
Employee Training	-	-	-	-	-	-	-
Office Expenses	-	-	-	-	-	-	-
Telecommunications	-	-	-	-	-	-	-
Food and Kitchen Supplies	-	-	-	-	-	-	-
Medical Services and Supplies	-	-	-	-	-	-	-
Other Services and Supplies	-	-	-	-	-	-	-
Expendable Prop 250 - 5000	-	-	-	-	-	-	-
Total Services & Supplies	-	-	-	-	-	-	-

ESSENTIAL AND POLICY PACKAGE FISCAL IMPACT SUMMARY

Human Services, Dept. of
Pkg: 201 - Improving Data Integrity and Compliance

Cross Reference Name: DHS Central & Shared Services
Cross Reference Number: 10000-010-00-00-00000

<i>Description</i>	General Fund	Lottery Funds	Other Funds	Federal Funds	Nonlimited Other Funds	Nonlimited Federal Funds	All Funds
Total Expenditures							
Total Expenditures	-	-	-	-	-	-	-
Total Expenditures	-	-	-	-	-	-	-
Ending Balance							
Ending Balance	-	-	-	-	-	-	-
Total Ending Balance	-	-	-	-	-	-	-
Total Positions							
Total Positions							-
Total Positions	-	-	-	-	-	-	-
Total FTE							
Total FTE							-
Total FTE	-	-	-	-	-	-	-

ESSENTIAL AND POLICY PACKAGE FISCAL IMPACT SUMMARY

**Human Services, Dept. of
Pkg: 202 - Statewide CIE**

**Cross Reference Name: DHS Central & Shared Services
Cross Reference Number: 10000-010-00-00-00000**

<i>Description</i>	General Fund	Lottery Funds	Other Funds	Federal Funds	Nonlimited Other Funds	Nonlimited Federal Funds	All Funds
Revenues							
General Fund Appropriation	-	-	-	-	-	-	-
Federal Funds	-	-	-	-	-	-	-
Total Revenues	-	-	-	-	-	-	-
Personal Services							
Class/Unclass Sal. and Per Diem	-	-	-	-	-	-	-
Empl. Rel. Bd. Assessments	-	-	-	-	-	-	-
Public Employees' Retire Cont	-	-	-	-	-	-	-
Social Security Taxes	-	-	-	-	-	-	-
Worker's Comp. Assess. (WCD)	-	-	-	-	-	-	-
Flexible Benefits	-	-	-	-	-	-	-
Total Personal Services	-	-	-	-	-	-	-
Services & Supplies							
Instate Travel	-	-	-	-	-	-	-
Employee Training	-	-	-	-	-	-	-
Office Expenses	-	-	-	-	-	-	-
Telecommunications	-	-	-	-	-	-	-
Food and Kitchen Supplies	-	-	-	-	-	-	-
Medical Services and Supplies	-	-	-	-	-	-	-
Other Services and Supplies	-	-	-	-	-	-	-
Expendable Prop 250 - 5000	-	-	-	-	-	-	-
Total Services & Supplies	-	-	-	-	-	-	-

ESSENTIAL AND POLICY PACKAGE FISCAL IMPACT SUMMARY

Human Services, Dept. of
Pkg: 202 - Statewide CIE

Cross Reference Name: DHS Central & Shared Services
Cross Reference Number: 10000-010-00-00-00000

<i>Description</i>	General Fund	Lottery Funds	Other Funds	Federal Funds	Nonlimited Other Funds	Nonlimited Federal Funds	All Funds
Total Expenditures							
Total Expenditures	-	-	-	-	-	-	-
Total Expenditures	-	-	-	-	-	-	-
Ending Balance							
Ending Balance	-	-	-	-	-	-	-
Total Ending Balance	-	-	-	-	-	-	-
Total Positions							
Total Positions							-
Total Positions	-	-	-	-	-	-	-
Total FTE							
Total FTE							-
Total FTE	-	-	-	-	-	-	-

ESSENTIAL AND POLICY PACKAGE FISCAL IMPACT SUMMARY

Human Services, Dept. of
Pkg: 203 - Critical Systems

Cross Reference Name: DHS Central & Shared Services
Cross Reference Number: 10000-010-00-00-00000

<i>Description</i>	General Fund	Lottery Funds	Other Funds	Federal Funds	Nonlimited Other Funds	Nonlimited Federal Funds	All Funds
Revenues							
General Fund Appropriation	-	-	-	-	-	-	-
Other Revenues	-	-	-	-	-	-	-
Federal Funds	-	-	-	-	-	-	-
Total Revenues	-	-	-	-	-	-	-
Special Payments							
Other Special Payments	-	-	-	-	-	-	-
Total Special Payments	-	-	-	-	-	-	-
Total Expenditures							
Total Expenditures	-	-	-	-	-	-	-
Total Expenditures	-	-	-	-	-	-	-
Ending Balance							
Ending Balance	-	-	-	-	-	-	-
Total Ending Balance	-	-	-	-	-	-	-

ESSENTIAL AND POLICY PACKAGE FISCAL IMPACT SUMMARY

Human Services, Dept. of
Pkg: 204 - Modernization: Financial Systems

Cross Reference Name: DHS Central & Shared Services
Cross Reference Number: 10000-010-00-00-00000

<i>Description</i>	General Fund	Lottery Funds	Other Funds	Federal Funds	Nonlimited Other Funds	Nonlimited Federal Funds	All Funds
Revenues							
General Fund Appropriation	-	-	-	-	-	-	-
Other Revenues	-	-	-	-	-	-	-
Federal Funds	-	-	-	-	-	-	-
Total Revenues	-	-	-	-	-	-	-
Personal Services							
Class/Unclass Sal. and Per Diem	-	-	-	-	-	-	-
Empl. Rel. Bd. Assessments	-	-	-	-	-	-	-
Public Employees' Retire Cont	-	-	-	-	-	-	-
Social Security Taxes	-	-	-	-	-	-	-
Worker's Comp. Assess. (WCD)	-	-	-	-	-	-	-
Flexible Benefits	-	-	-	-	-	-	-
Total Personal Services	-	-	-	-	-	-	-
Services & Supplies							
Instate Travel	-	-	-	-	-	-	-
Employee Training	-	-	-	-	-	-	-
Office Expenses	-	-	-	-	-	-	-
Telecommunications	-	-	-	-	-	-	-
Food and Kitchen Supplies	-	-	-	-	-	-	-
Other Services and Supplies	-	-	-	-	-	-	-
Expendable Prop 250 - 5000	-	-	-	-	-	-	-
Total Services & Supplies	-	-	-	-	-	-	-

ESSENTIAL AND POLICY PACKAGE FISCAL IMPACT SUMMARY

Human Services, Dept. of
Pkg: 204 - Modernization: Financial Systems

Cross Reference Name: DHS Central & Shared Services
Cross Reference Number: 10000-010-00-00-00000

<i>Description</i>	General Fund	Lottery Funds	Other Funds	Federal Funds	Nonlimited Other Funds	Nonlimited Federal Funds	All Funds
Special Payments							
Other Special Payments	-	-	-	-	-	-	-
Total Special Payments	-	-	-	-	-	-	-
Total Expenditures							
Total Expenditures	-	-	-	-	-	-	-
Total Expenditures	-	-	-	-	-	-	-
Ending Balance							
Ending Balance	-	-	-	-	-	-	-
Total Ending Balance	-	-	-	-	-	-	-
Total Positions							
Total Positions							-
Total Positions	-	-	-	-	-	-	-
Total FTE							
Total FTE							-
Total FTE	-	-	-	-	-	-	-

ESSENTIAL AND POLICY PACKAGE FISCAL IMPACT SUMMARY

**Human Services, Dept. of
Pkg: 206 - Integrated Eligibility**

**Cross Reference Name: DHS Central & Shared Services
Cross Reference Number: 10000-010-00-00-00000**

<i>Description</i>	General Fund	Lottery Funds	Other Funds	Federal Funds	Nonlimited Other Funds	Nonlimited Federal Funds	All Funds
Revenues							
General Fund Appropriation	36,659,521	-	-	-	-	-	36,659,521
Federal Funds	-	-	-	31,869,842	-	-	31,869,842
Total Revenues	\$36,659,521	-	-	\$31,869,842	-	-	\$68,529,363
Personal Services							
Class/Unclass Sal. and Per Diem	1,340,823	-	-	992,793	-	-	2,333,616
Empl. Rel. Bd. Assessments	637	-	-	523	-	-	1,160
Public Employees' Retire Cont	232,228	-	-	171,952	-	-	404,180
Social Security Taxes	102,574	-	-	75,945	-	-	178,519
Worker's Comp. Assess. (WCD)	502	-	-	418	-	-	920
Flexible Benefits	427,836	-	-	336,804	-	-	764,640
Vacancy Savings	(16,632)	-	-	(25,011)	-	-	(41,643)
Total Personal Services	\$2,087,968	-	-	\$1,553,424	-	-	\$3,641,392
Services & Supplies							
Instate Travel	24,920	-	-	37,400	-	-	62,320
Employee Training	6,860	-	-	10,280	-	-	17,140
Office Expenses	47,440	-	-	71,140	-	-	118,580
Telecommunications	31,733	-	-	36,813	-	-	68,546
Data Processing	3,310,387	-	-	4,877,106	-	-	8,187,493
Professional Services	8,245,225	-	-	13,746,710	-	-	21,991,935
IT Professional Services	8,460,861	-	-	(8,567,253)	-	-	(106,392)
Facilities Rental and Taxes	1,805,316	-	-	1,145,979	-	-	2,951,295
Food and Kitchen Supplies	223,891	-	-	335,863	-	-	559,754

ESSENTIAL AND POLICY PACKAGE FISCAL IMPACT SUMMARY

Human Services, Dept. of
Pkg: 206 - Integrated Eligibility

Cross Reference Name: DHS Central & Shared Services
Cross Reference Number: 10000-010-00-00-00000

<i>Description</i>	General Fund	Lottery Funds	Other Funds	Federal Funds	Nonlimited Other Funds	Nonlimited Federal Funds	All Funds
Services & Supplies							
Medical Services and Supplies	5,440	-	-	8,160	-	-	13,600
Intra-agency Charges	3,600,000	-	-	5,400,000	-	-	9,000,000
Other Services and Supplies	7,204,320	-	-	10,806,460	-	-	18,010,780
Expendable Prop 250 - 5000	5,160	-	-	7,760	-	-	12,920
IT Expendable Property	1,600,000	-	-	2,400,000	-	-	4,000,000
Total Services & Supplies	\$34,571,553	-	-	\$30,316,418	-	-	\$64,887,971
Total Expenditures							
Total Expenditures	36,659,521	-	-	31,869,842	-	-	68,529,363
Total Expenditures	\$36,659,521	-	-	\$31,869,842	-	-	\$68,529,363
Ending Balance							
Ending Balance	-	-	-	-	-	-	-
Total Ending Balance	-	-	-	-	-	-	-
Total Positions							
Total Positions							20
Total Positions	-	-	-	-	-	-	20
Total FTE							
Total FTE							20.00
Total FTE	-	-	-	-	-	-	20.00

ESSENTIAL AND POLICY PACKAGE FISCAL IMPACT SUMMARY

Human Services, Dept. of
Pkg: 208 - Centralized Abuse Management O&M

Cross Reference Name: DHS Central & Shared Services
Cross Reference Number: 10000-010-00-00-00000

<i>Description</i>	General Fund	Lottery Funds	Other Funds	Federal Funds	Nonlimited Other Funds	Nonlimited Federal Funds	All Funds
Revenues							
General Fund Appropriation	-	-	-	-	-	-	-
Federal Funds	-	-	-	-	-	-	-
Total Revenues	-	-	-	-	-	-	-
Personal Services							
Class/Unclass Sal. and Per Diem	-	-	-	-	-	-	-
Empl. Rel. Bd. Assessments	-	-	-	-	-	-	-
Public Employees' Retire Cont	-	-	-	-	-	-	-
Social Security Taxes	-	-	-	-	-	-	-
Worker's Comp. Assess. (WCD)	-	-	-	-	-	-	-
Flexible Benefits	-	-	-	-	-	-	-
Total Personal Services	-	-	-	-	-	-	-
Services & Supplies							
Instate Travel	-	-	-	-	-	-	-
Employee Training	-	-	-	-	-	-	-
Office Expenses	-	-	-	-	-	-	-
Telecommunications	-	-	-	-	-	-	-
IT Professional Services	-	-	-	-	-	-	-
Food and Kitchen Supplies	-	-	-	-	-	-	-
Medical Services and Supplies	-	-	-	-	-	-	-
Agency Program Related S and S	-	-	-	-	-	-	-
Other Services and Supplies	-	-	-	-	-	-	-

ESSENTIAL AND POLICY PACKAGE FISCAL IMPACT SUMMARY

Human Services, Dept. of
Pkg: 208 - Centralized Abuse Management O&M

Cross Reference Name: DHS Central & Shared Services
Cross Reference Number: 10000-010-00-00-00000

<i>Description</i>	General Fund	Lottery Funds	Other Funds	Federal Funds	Nonlimited Other Funds	Nonlimited Federal Funds	All Funds
Services & Supplies							
Expendable Prop 250 - 5000	-	-	-	-	-	-	-
Total Services & Supplies	-	-	-	-	-	-	-
Total Expenditures							
Total Expenditures	-	-	-	-	-	-	-
Total Expenditures	-	-	-	-	-	-	-
Ending Balance							
Ending Balance	-	-	-	-	-	-	-
Total Ending Balance	-	-	-	-	-	-	-
Total Positions							
Total Positions							-
Total Positions	-	-	-	-	-	-	-
Total FTE							
Total FTE							-
Total FTE	-	-	-	-	-	-	-

ESSENTIAL AND POLICY PACKAGE FISCAL IMPACT SUMMARY

**Human Services, Dept. of
Pkg: 209 - CJIS Security**

**Cross Reference Name: DHS Central & Shared Services
Cross Reference Number: 10000-010-00-00-00000**

<i>Description</i>	General Fund	Lottery Funds	Other Funds	Federal Funds	Nonlimited Other Funds	Nonlimited Federal Funds	All Funds
Revenues							
General Fund Appropriation	-	-	-	-	-	-	-
Other Revenues	-	-	-	-	-	-	-
Federal Funds	-	-	-	-	-	-	-
Total Revenues	-	-	-	-	-	-	-
Personal Services							
Class/Unclass Sal. and Per Diem	-	-	-	-	-	-	-
Empl. Rel. Bd. Assessments	-	-	-	-	-	-	-
Public Employees' Retire Cont	-	-	-	-	-	-	-
Social Security Taxes	-	-	-	-	-	-	-
Worker's Comp. Assess. (WCD)	-	-	-	-	-	-	-
Flexible Benefits	-	-	-	-	-	-	-
Total Personal Services	-	-	-	-	-	-	-
Services & Supplies							
Instate Travel	-	-	-	-	-	-	-
Employee Training	-	-	-	-	-	-	-
Office Expenses	-	-	-	-	-	-	-
Telecommunications	-	-	-	-	-	-	-
Food and Kitchen Supplies	-	-	-	-	-	-	-
Other Services and Supplies	-	-	-	-	-	-	-
Expendable Prop 250 - 5000	-	-	-	-	-	-	-
Total Services & Supplies	-	-	-	-	-	-	-

ESSENTIAL AND POLICY PACKAGE FISCAL IMPACT SUMMARY

Human Services, Dept. of
Pkg: 209 - CJIS Security

Cross Reference Name: DHS Central & Shared Services
Cross Reference Number: 10000-010-00-00-00000

<i>Description</i>	General Fund	Lottery Funds	Other Funds	Federal Funds	Nonlimited Other Funds	Nonlimited Federal Funds	All Funds
Special Payments							
Other Special Payments	-	-	-	-	-	-	-
Total Special Payments	-	-	-	-	-	-	-
Total Expenditures							
Total Expenditures	-	-	-	-	-	-	-
Total Expenditures	-	-	-	-	-	-	-
Ending Balance							
Ending Balance	-	-	-	-	-	-	-
Total Ending Balance	-	-	-	-	-	-	-
Total Positions							
Total Positions							-
Total Positions	-	-	-	-	-	-	-
Total FTE							
Total FTE							-
Total FTE	-	-	-	-	-	-	-

ESSENTIAL AND POLICY PACKAGE FISCAL IMPACT SUMMARY

Human Services, Dept. of
Pkg: 210 - Risk Audit Remediation

Cross Reference Name: DHS Central & Shared Services
Cross Reference Number: 10000-010-00-00-00000

<i>Description</i>	General Fund	Lottery Funds	Other Funds	Federal Funds	Nonlimited Other Funds	Nonlimited Federal Funds	All Funds
Revenues							
General Fund Appropriation	-	-	-	-	-	-	-
Other Revenues	-	-	-	-	-	-	-
Federal Funds	-	-	-	-	-	-	-
Total Revenues	-	-	-	-	-	-	-
Personal Services							
Class/Unclass Sal. and Per Diem	-	-	-	-	-	-	-
Empl. Rel. Bd. Assessments	-	-	-	-	-	-	-
Public Employees' Retire Cont	-	-	-	-	-	-	-
Social Security Taxes	-	-	-	-	-	-	-
Worker's Comp. Assess. (WCD)	-	-	-	-	-	-	-
Flexible Benefits	-	-	-	-	-	-	-
Total Personal Services	-	-	-	-	-	-	-
Special Payments							
Other Special Payments	-	-	-	-	-	-	-
Total Special Payments	-	-	-	-	-	-	-
Total Expenditures							
Total Expenditures	-	-	-	-	-	-	-
Total Expenditures	-	-	-	-	-	-	-

ESSENTIAL AND POLICY PACKAGE FISCAL IMPACT SUMMARY

Human Services, Dept. of
Pkg: 210 - Risk Audit Remediation

Cross Reference Name: DHS Central & Shared Services
Cross Reference Number: 10000-010-00-00-00000

<i>Description</i>	General Fund	Lottery Funds	Other Funds	Federal Funds	Nonlimited Other Funds	Nonlimited Federal Funds	All Funds
Ending Balance							
Ending Balance	-	-	-	-	-	-	-
Total Ending Balance	-	-	-	-	-	-	-
Total Positions							
Total Positions							-
Total Positions	-	-	-	-	-	-	-
Total FTE							
Total FTE							-
Total FTE	-	-	-	-	-	-	-

ESSENTIAL AND POLICY PACKAGE FISCAL IMPACT SUMMARY

Human Services, Dept. of
Pkg: 211 - Remote Access

Cross Reference Name: DHS Central & Shared Services
Cross Reference Number: 10000-010-00-00-00000

<i>Description</i>	General Fund	Lottery Funds	Other Funds	Federal Funds	Nonlimited Other Funds	Nonlimited Federal Funds	All Funds
Revenues							
General Fund Appropriation	-	-	-	-	-	-	-
Other Revenues	-	-	-	-	-	-	-
Federal Funds	-	-	-	-	-	-	-
Total Revenues	-	-	-	-	-	-	-
Special Payments							
Other Special Payments	-	-	-	-	-	-	-
Total Special Payments	-	-	-	-	-	-	-
Total Expenditures							
Total Expenditures	-	-	-	-	-	-	-
Total Expenditures	-	-	-	-	-	-	-
Ending Balance							
Ending Balance	-	-	-	-	-	-	-
Total Ending Balance	-	-	-	-	-	-	-

ESSENTIAL AND POLICY PACKAGE FISCAL IMPACT SUMMARY

Human Services, Dept. of
Pkg: 212 - Increase IT Project Capacity

Cross Reference Name: DHS Central & Shared Services
Cross Reference Number: 10000-010-00-00-00000

<i>Description</i>	General Fund	Lottery Funds	Other Funds	Federal Funds	Nonlimited Other Funds	Nonlimited Federal Funds	All Funds
Revenues							
General Fund Appropriation	-	-	-	-	-	-	-
Other Revenues	-	-	-	-	-	-	-
Federal Funds	-	-	-	-	-	-	-
Total Revenues	-	-	-	-	-	-	-
Special Payments							
Other Special Payments	-	-	-	-	-	-	-
Total Special Payments	-	-	-	-	-	-	-
Total Expenditures							
Total Expenditures	-	-	-	-	-	-	-
Total Expenditures	-	-	-	-	-	-	-
Ending Balance							
Ending Balance	-	-	-	-	-	-	-
Total Ending Balance	-	-	-	-	-	-	-

ESSENTIAL AND POLICY PACKAGE FISCAL IMPACT SUMMARY

**Human Services, Dept. of
Pkg: 213 - IE Modernization**

**Cross Reference Name: DHS Central & Shared Services
Cross Reference Number: 10000-010-00-00-00000**

<i>Description</i>	General Fund	Lottery Funds	Other Funds	Federal Funds	Nonlimited Other Funds	Nonlimited Federal Funds	All Funds
Revenues							
General Fund Appropriation	-	-	-	-	-	-	-
Federal Funds	-	-	-	-	-	-	-
Total Revenues	-	-	-	-	-	-	-
Personal Services							
Class/Unclass Sal. and Per Diem	-	-	-	-	-	-	-
Empl. Rel. Bd. Assessments	-	-	-	-	-	-	-
Public Employees' Retire Cont	-	-	-	-	-	-	-
Social Security Taxes	-	-	-	-	-	-	-
Worker's Comp. Assess. (WCD)	-	-	-	-	-	-	-
Flexible Benefits	-	-	-	-	-	-	-
Total Personal Services	-	-	-	-	-	-	-
Services & Supplies							
Instate Travel	-	-	-	-	-	-	-
Employee Training	-	-	-	-	-	-	-
Office Expenses	-	-	-	-	-	-	-
Telecommunications	-	-	-	-	-	-	-
Professional Services	-	-	-	-	-	-	-
IT Professional Services	-	-	-	-	-	-	-
Food and Kitchen Supplies	-	-	-	-	-	-	-
Medical Services and Supplies	-	-	-	-	-	-	-
Other Services and Supplies	-	-	-	-	-	-	-
Expendable Prop 250 - 5000	-	-	-	-	-	-	-

ESSENTIAL AND POLICY PACKAGE FISCAL IMPACT SUMMARY

Human Services, Dept. of
Pkg: 213 - IE Modernization

Cross Reference Name: DHS Central & Shared Services
Cross Reference Number: 10000-010-00-00-00000

<i>Description</i>	General Fund	Lottery Funds	Other Funds	Federal Funds	Nonlimited Other Funds	Nonlimited Federal Funds	All Funds
Services & Supplies							
IT Expendable Property	-	-	-	-	-	-	-
Total Services & Supplies	-	-	-	-	-	-	-
Total Expenditures							
Total Expenditures	-	-	-	-	-	-	-
Total Expenditures	-	-	-	-	-	-	-
Ending Balance							
Ending Balance	-	-	-	-	-	-	-
Total Ending Balance	-	-	-	-	-	-	-
Total Positions							
Total Positions							-
Total Positions	-	-	-	-	-	-	-
Total FTE							
Total FTE							-
Total FTE	-	-	-	-	-	-	-

ESSENTIAL AND POLICY PACKAGE FISCAL IMPACT SUMMARY

Human Services, Dept. of
Pkg: 010 - Non-PICS Psnl Svc / Vacancy Factor

Cross Reference Name: DHS Central Services
Cross Reference Number: 10000-010-40-00-00000

<i>Description</i>	General Fund	Lottery Funds	Other Funds	Federal Funds	Nonlimited Other Funds	Nonlimited Federal Funds	All Funds
Revenues							
General Fund Appropriation	188,487	-	-	-	-	-	188,487
Other Revenues	-	-	184,124	-	-	-	184,124
Federal Funds	-	-	-	632,879	-	-	632,879
Total Revenues	\$188,487	-	\$184,124	\$632,879	-	-	\$1,005,490
Personal Services							
Temporary Appointments	5,799	-	3,001	1,871	-	-	10,671
Overtime Payments	654	-	5	408	-	-	1,067
Shift Differential	-	-	1	6	-	-	7
All Other Differential	78,957	-	17	13,062	-	-	92,036
Public Employees' Retire Cont	13,789	-	4	2,334	-	-	16,127
Pension Obligation Bond	260,729	-	189,339	723,998	-	-	1,174,066
Social Security Taxes	6,533	-	230	1,173	-	-	7,936
Unemployment Assessments	-	-	-	-	-	-	-
Vacancy Savings	(177,974)	-	(8,473)	(109,973)	-	-	(296,420)
Total Personal Services	\$188,487	-	\$184,124	\$632,879	-	-	\$1,005,490
Special Payments							
Other Special Payments	-	-	-	-	-	-	-
Total Special Payments	-	-	-	-	-	-	-

ESSENTIAL AND POLICY PACKAGE FISCAL IMPACT SUMMARY

Human Services, Dept. of
Pkg: 010 - Non-PICS Psnl Svc / Vacancy Factor

Cross Reference Name: DHS Central Services
Cross Reference Number: 10000-010-40-00-00000

<i>Description</i>	General Fund	Lottery Funds	Other Funds	Federal Funds	Nonlimited Other Funds	Nonlimited Federal Funds	All Funds
Total Expenditures							
Total Expenditures	188,487	-	184,124	632,879	-	-	1,005,490
Total Expenditures	\$188,487	-	\$184,124	\$632,879	-	-	\$1,005,490
Ending Balance							
Ending Balance	-	-	-	-	-	-	-
Total Ending Balance	-	-	-	-	-	-	-

ESSENTIAL AND POLICY PACKAGE FISCAL IMPACT SUMMARY

Human Services, Dept. of
Pkg: 021 - Phase-in

Cross Reference Name: DHS Central Services
Cross Reference Number: 10000-010-40-00-00000

<i>Description</i>	General Fund	Lottery Funds	Other Funds	Federal Funds	Nonlimited Other Funds	Nonlimited Federal Funds	All Funds
Revenues							
General Fund Appropriation	5,694	-	-	-	-	-	5,694
Federal Funds	-	-	-	5,510	-	-	5,510
Total Revenues	\$5,694	-	-	\$5,510	-	-	\$11,204
Services & Supplies							
Intra-agency Charges	5,694	-	-	5,510	-	-	11,204
Total Services & Supplies	\$5,694	-	-	\$5,510	-	-	\$11,204
Total Expenditures							
Total Expenditures	5,694	-	-	5,510	-	-	11,204
Total Expenditures	\$5,694	-	-	\$5,510	-	-	\$11,204
Ending Balance							
Ending Balance	-	-	-	-	-	-	-
Total Ending Balance	-	-	-	-	-	-	-

ESSENTIAL AND POLICY PACKAGE FISCAL IMPACT SUMMARY

Human Services, Dept. of
Pkg: 022 - Phase-out Pgm & One-time Costs

Cross Reference Name: DHS Central Services
Cross Reference Number: 10000-010-40-00-00000

<i>Description</i>	General Fund	Lottery Funds	Other Funds	Federal Funds	Nonlimited Other Funds	Nonlimited Federal Funds	All Funds
Revenues							
General Fund Appropriation	(2,027,468)	-	-	-	-	-	(2,027,468)
Other Revenues	-	-	(42,807,020)	-	-	-	(42,807,020)
Federal Funds	-	-	-	(126,595,097)	-	-	(126,595,097)
Total Revenues	(\$2,027,468)	-	(\$42,807,020)	(\$126,595,097)	-	-	(\$171,429,585)
Personal Services							
Shift Differential	-	-	-	-	-	-	-
All Other Differential	(46,196)	-	(3,230,228)	(8,849,731)	-	-	(12,126,155)
Public Employees' Retire Cont	(8,001)	-	(559,475)	(1,532,773)	-	-	(2,100,249)
Social Security Taxes	(3,534)	-	(247,112)	(677,004)	-	-	(927,650)
Total Personal Services	(\$57,731)	-	(\$4,036,815)	(\$11,059,508)	-	-	(\$15,154,054)
Services & Supplies							
Data Processing	(151,876)	-	(1,178,361)	(3,346,963)	-	-	(4,677,200)
IT Professional Services	(816,522)	-	(29,710,739)	(92,010,890)	-	-	(122,538,151)
Agency Program Related S and S	(865,718)	-	-	(2,069,314)	-	-	(2,935,032)
Intra-agency Charges	-	-	(5,133,775)	(12,292,024)	-	-	(17,425,799)
IT Expendable Property	(135,621)	-	(2,747,330)	(5,816,398)	-	-	(8,699,349)
Total Services & Supplies	(\$1,969,737)	-	(\$38,770,205)	(\$115,535,589)	-	-	(\$156,275,531)
Total Expenditures							
Total Expenditures	(2,027,468)	-	(42,807,020)	(126,595,097)	-	-	(171,429,585)
Total Expenditures	(\$2,027,468)	-	(\$42,807,020)	(\$126,595,097)	-	-	(\$171,429,585)

ESSENTIAL AND POLICY PACKAGE FISCAL IMPACT SUMMARY

Human Services, Dept. of
Pkg: 022 - Phase-out Pgm & One-time Costs

Cross Reference Name: DHS Central Services
Cross Reference Number: 10000-010-40-00-00000

<i>Description</i>	General Fund	Lottery Funds	Other Funds	Federal Funds	Nonlimited Other Funds	Nonlimited Federal Funds	All Funds
Ending Balance							
Ending Balance	-	-	-	-	-	-	-
Total Ending Balance	-	-	-	-	-	-	-

ESSENTIAL AND POLICY PACKAGE FISCAL IMPACT SUMMARY

**Human Services, Dept. of
Pkg: 031 - Standard Inflation**

**Cross Reference Name: DHS Central Services
Cross Reference Number: 10000-010-40-00-00000**

<i>Description</i>	General Fund	Lottery Funds	Other Funds	Federal Funds	Nonlimited Other Funds	Nonlimited Federal Funds	All Funds
Revenues							
General Fund Appropriation	915,874	-	-	-	-	-	915,874
Other Revenues	-	-	87,527	-	-	-	87,527
Federal Funds	-	-	-	1,481,071	-	-	1,481,071
Total Revenues	\$915,874	-	\$87,527	\$1,481,071	-	-	\$2,484,472

Services & Supplies

Instate Travel	10,360	-	5,431	18,244	-	-	34,035
Out of State Travel	494	-	86	661	-	-	1,241
Employee Training	15,895	-	1,734	12,316	-	-	29,945
Office Expenses	80,659	-	10,655	97,238	-	-	188,552
Telecommunications	7,648	-	3,420	16,174	-	-	27,242
Data Processing	43,703	-	123	81,027	-	-	124,853
Publicity and Publications	4,015	-	93	4,208	-	-	8,316
Professional Services	173,006	-	17,017	243,587	-	-	433,610
IT Professional Services	353,515	-	4,008	589,745	-	-	947,268
Attorney General	121,504	-	17,788	140,917	-	-	280,209
Employee Recruitment and Develop	2,065	-	82	2,442	-	-	4,589
Dues and Subscriptions	3,547	-	135	3,987	-	-	7,669
Facilities Rental and Taxes	1,284	-	-	1,446	-	-	2,730
Agency Program Related S and S	5,422	-	2	1,829	-	-	7,253
Intra-agency Charges	9,601	-	-	9,601	-	-	19,202
Other Services and Supplies	13,718	-	3,314	17,272	-	-	34,304
Expendable Prop 250 - 5000	3,226	-	1,049	5,859	-	-	10,134

ESSENTIAL AND POLICY PACKAGE FISCAL IMPACT SUMMARY

Human Services, Dept. of
Pkg: 031 - Standard Inflation

Cross Reference Name: DHS Central Services
Cross Reference Number: 10000-010-40-00-00000

<i>Description</i>	General Fund	Lottery Funds	Other Funds	Federal Funds	Nonlimited Other Funds	Nonlimited Federal Funds	All Funds
Services & Supplies							
IT Expendable Property	57,333	-	97	174,541	-	-	231,971
Total Services & Supplies	\$906,995	-	\$65,034	\$1,421,094	-	-	\$2,393,123
Capital Outlay							
Telecommunications Equipment	856	-	-	996	-	-	1,852
Data Processing Software	833	-	-	1,018	-	-	1,851
Total Capital Outlay	\$1,689	-	-	\$2,014	-	-	\$3,703
Special Payments							
Other Special Payments	7,190	-	22,493	57,963	-	-	87,646
Total Special Payments	\$7,190	-	\$22,493	\$57,963	-	-	\$87,646
Total Expenditures							
Total Expenditures	915,874	-	87,527	1,481,071	-	-	2,484,472
Total Expenditures	\$915,874	-	\$87,527	\$1,481,071	-	-	\$2,484,472
Ending Balance							
Ending Balance	-	-	-	-	-	-	-
Total Ending Balance	-	-	-	-	-	-	-

ESSENTIAL AND POLICY PACKAGE FISCAL IMPACT SUMMARY

**Human Services, Dept. of
Pkg: 060 - Technical Adjustments**

**Cross Reference Name: DHS Central Services
Cross Reference Number: 10000-010-40-00-00000**

<i>Description</i>	General Fund	Lottery Funds	Other Funds	Federal Funds	Nonlimited Other Funds	Nonlimited Federal Funds	All Funds
Revenues							
General Fund Appropriation	10,072,894	-	-	-	-	-	10,072,894
Other Revenues	-	-	-	-	-	-	-
Federal Funds	-	-	-	28,408,111	-	-	28,408,111
Total Revenues	\$10,072,894	-	-	\$28,408,111	-	-	\$38,481,005
Personal Services							
Class/Unclass Sal. and Per Diem	358,810	-	-	(38,338)	-	-	320,472
Empl. Rel. Bd. Assessments	186	-	-	(12)	-	-	174
Public Employees' Retire Cont	62,145	-	-	(6,641)	-	-	55,504
Social Security Taxes	27,447	-	-	(2,934)	-	-	24,513
Worker's Comp. Assess. (WCD)	147	-	-	(9)	-	-	138
Flexible Benefits	122,342	-	-	(7,646)	-	-	114,696
Total Personal Services	\$571,077	-	-	(\$55,580)	-	-	\$515,497
Services & Supplies							
Instate Travel	9,971	-	-	(623)	-	-	9,348
Employee Training	2,742	-	-	(171)	-	-	2,571
Office Expenses	18,972	-	-	(1,185)	-	-	17,787
Telecommunications	6,204	-	-	(387)	-	-	5,817
IT Professional Services	9,502,424	-	-	28,507,270	-	-	38,009,694
Intra-agency Charges	(42,287)	-	-	(40,977)	-	-	(83,264)
Other Services and Supplies	1,724	-	-	(107)	-	-	1,617

ESSENTIAL AND POLICY PACKAGE FISCAL IMPACT SUMMARY

Human Services, Dept. of
Pkg: 060 - Technical Adjustments

Cross Reference Name: DHS Central Services
Cross Reference Number: 10000-010-40-00-00000

<i>Description</i>	General Fund	Lottery Funds	Other Funds	Federal Funds	Nonlimited Other Funds	Nonlimited Federal Funds	All Funds
Services & Supplies							
Expendable Prop 250 - 5000	2,067	-	-	(129)	-	-	1,938
Total Services & Supplies	\$9,501,817	-	-	\$28,463,691	-	-	\$37,965,508
Total Expenditures							
Total Expenditures	10,072,894	-	-	28,408,111	-	-	38,481,005
Total Expenditures	\$10,072,894	-	-	\$28,408,111	-	-	\$38,481,005
Ending Balance							
Ending Balance	-	-	-	-	-	-	-
Total Ending Balance	-	-	-	-	-	-	-
Total Positions							
Total Positions							3
Total Positions	-	-	-	-	-	-	3
Total FTE							
Total FTE							3.00
Total FTE	-	-	-	-	-	-	3.00

ESSENTIAL AND POLICY PACKAGE FISCAL IMPACT SUMMARY

Human Services, Dept. of
Pkg: 070 - Revenue Shortfalls

Cross Reference Name: DHS Central Services
Cross Reference Number: 10000-010-40-00-00000

<i>Description</i>	General Fund	Lottery Funds	Other Funds	Federal Funds	Nonlimited Other Funds	Nonlimited Federal Funds	All Funds
Revenues							
Federal Funds	-	-	-	(651,505)	-	-	(651,505)
Total Revenues	-	-	-	(\$651,505)	-	-	(\$651,505)
Personal Services							
Class/Unclass Sal. and Per Diem	-	-	-	-	-	-	-
Empl. Rel. Bd. Assessments	-	-	-	-	-	-	-
Public Employees' Retire Cont	-	-	-	-	-	-	-
Social Security Taxes	-	-	-	-	-	-	-
Worker's Comp. Assess. (WCD)	-	-	-	-	-	-	-
Flexible Benefits	-	-	-	-	-	-	-
Total Personal Services	-	-	-	-	-	-	-
Services & Supplies							
Office Expenses	-	-	-	(141,850)	-	-	(141,850)
Telecommunications	-	-	-	20,804	-	-	20,804
Professional Services	-	-	-	(530,459)	-	-	(530,459)
Total Services & Supplies	-	-	-	(\$651,505)	-	-	(\$651,505)
Special Payments							
Other Special Payments	-	-	-	-	-	-	-
Total Special Payments	-	-	-	-	-	-	-

ESSENTIAL AND POLICY PACKAGE FISCAL IMPACT SUMMARY

Human Services, Dept. of
Pkg: 070 - Revenue Shortfalls

Cross Reference Name: DHS Central Services
Cross Reference Number: 10000-010-40-00-00000

<i>Description</i>	General Fund	Lottery Funds	Other Funds	Federal Funds	Nonlimited Other Funds	Nonlimited Federal Funds	All Funds
Total Expenditures							
Total Expenditures	-	-	-	(651,505)	-	-	(651,505)
Total Expenditures	-	-	-	(\$651,505)	-	-	(\$651,505)
Ending Balance							
Ending Balance	-	-	-	-	-	-	-
Total Ending Balance	-	-	-	-	-	-	-
Total Positions							
Total Positions							-
Total Positions	-	-	-	-	-	-	-
Total FTE							
Total FTE							-
Total FTE	-	-	-	-	-	-	-

ESSENTIAL AND POLICY PACKAGE FISCAL IMPACT SUMMARY

Human Services, Dept. of
Pkg: 087 - August 2020 Special Session

Cross Reference Name: DHS Central Services
Cross Reference Number: 10000-010-40-00-00000

<i>Description</i>	General Fund	Lottery Funds	Other Funds	Federal Funds	Nonlimited Other Funds	Nonlimited Federal Funds	All Funds
Revenues							
General Fund Appropriation	5,232,047	-	-	-	-	-	5,232,047
Other Revenues	-	-	314,402	-	-	-	314,402
Federal Funds	-	-	-	3,066,498	-	-	3,066,498
Total Revenues	\$5,232,047	-	\$314,402	\$3,066,498	-	-	\$8,612,947
Personal Services							
Class/Unclass Sal. and Per Diem	3,151,098	-	165,653	1,749,743	-	-	5,066,494
Empl. Rel. Bd. Assessments	1,251	-	63	711	-	-	2,025
Public Employees' Retire Cont	545,766	-	28,696	303,057	-	-	877,519
Social Security Taxes	241,057	-	12,672	133,853	-	-	387,582
Worker's Comp. Assess. (WCD)	987	-	49	570	-	-	1,606
Flexible Benefits	831,428	-	41,969	474,277	-	-	1,347,674
Reconciliation Adjustment	(41,775)	-	34,968	115,534	-	-	108,727
Total Personal Services	\$4,729,812	-	\$284,070	\$2,777,745	-	-	\$7,791,627
Services & Supplies							
Instate Travel	7,563	-	543	3,558	-	-	11,664
Employee Training	208,784	-	15,004	98,254	-	-	322,042
Office Expenses	11,325	-	814	5,330	-	-	17,469
Telecommunications	3,951	-	284	1,860	-	-	6,095
Data Processing	11,545	-	830	5,433	-	-	17,808
Publicity and Publications	1,529	-	110	719	-	-	2,358
Professional Services	96,465	-	6,932	45,397	-	-	148,794
Employee Recruitment and Develop	355	-	25	167	-	-	547

ESSENTIAL AND POLICY PACKAGE FISCAL IMPACT SUMMARY

Human Services, Dept. of
Pkg: 087 - August 2020 Special Session

Cross Reference Name: DHS Central Services
Cross Reference Number: 10000-010-40-00-00000

<i>Description</i>	General Fund	Lottery Funds	Other Funds	Federal Funds	Nonlimited Other Funds	Nonlimited Federal Funds	All Funds
Services & Supplies							
Dues and Subscriptions	184	-	13	86	-	-	283
Food and Kitchen Supplies	143,955	-	4,779	118,428	-	-	267,162
Agency Program Related S and S	112	-	8	53	-	-	173
Other Services and Supplies	9,468	-	680	4,456	-	-	14,604
Expendable Prop 250 - 5000	1,085	-	78	510	-	-	1,673
IT Expendable Property	5,914	-	232	4,502	-	-	10,648
Total Services & Supplies	\$502,235	-	\$30,332	\$288,753	-	-	\$821,320
Total Expenditures							
Total Expenditures	5,232,047	-	314,402	3,066,498	-	-	8,612,947
Total Expenditures	\$5,232,047	-	\$314,402	\$3,066,498	-	-	\$8,612,947
Ending Balance							
Ending Balance	-	-	-	-	-	-	-
Total Ending Balance	-	-	-	-	-	-	-
Total Positions							
Total Positions							35
Total Positions	-	-	-	-	-	-	35
Total FTE							
Total FTE							34.25
Total FTE	-	-	-	-	-	-	34.25

ESSENTIAL AND POLICY PACKAGE FISCAL IMPACT SUMMARY

Human Services, Dept. of
Pkg: 090 - Analyst Adjustments

Cross Reference Name: DHS Central Services
Cross Reference Number: 10000-010-40-00-00000

<i>Description</i>	General Fund	Lottery Funds	Other Funds	Federal Funds	Nonlimited Other Funds	Nonlimited Federal Funds	All Funds
Revenues							
General Fund Appropriation	(2,576,077)	-	-	-	-	-	(2,576,077)
Other Revenues	-	-	-	-	-	-	-
Federal Funds	-	-	-	(477,972)	-	-	(477,972)
Total Revenues	(\$2,576,077)	-	-	(\$477,972)	-	-	(\$3,054,049)
Personal Services							
Class/Unclass Sal. and Per Diem	(371,423)	-	(1,514)	(65,758)	-	-	(438,695)
Empl. Rel. Bd. Assessments	(148)	-	(1)	(25)	-	-	(174)
Public Employees' Retire Cont	(64,331)	-	(262)	(11,390)	-	-	(75,983)
Social Security Taxes	(28,414)	-	(116)	(5,030)	-	-	(33,560)
Worker's Comp. Assess. (WCD)	(117)	-	-	(20)	-	-	(137)
Flexible Benefits	(97,541)	-	(386)	(16,769)	-	-	(114,696)
Vacancy Savings	(95,050)	-	(3,250)	(80,702)	-	-	(179,002)
Reconciliation Adjustment	(24)	-	29	22	-	-	27
Total Personal Services	(\$657,048)	-	(\$5,500)	(\$179,672)	-	-	(\$842,220)
Services & Supplies							
Instate Travel	(50,000)	-	-	(42,000)	-	-	(92,000)
Employee Training	(90,000)	-	-	(6,300)	-	-	(96,300)
Office Expenses	(620,000)	-	-	-	-	-	(620,000)
Professional Services	(1,159,029)	-	-	(250,000)	-	-	(1,409,029)
Total Services & Supplies	(\$1,919,029)	-	-	(\$298,300)	-	-	(\$2,217,329)

ESSENTIAL AND POLICY PACKAGE FISCAL IMPACT SUMMARY

Human Services, Dept. of
Pkg: 090 - Analyst Adjustments

Cross Reference Name: DHS Central Services
Cross Reference Number: 10000-010-40-00-00000

<i>Description</i>	General Fund	Lottery Funds	Other Funds	Federal Funds	Nonlimited Other Funds	Nonlimited Federal Funds	All Funds
Total Expenditures							
Total Expenditures	(2,576,077)	-	(5,500)	(477,972)	-	-	(3,059,549)
Total Expenditures	(\$2,576,077)	-	(\$5,500)	(\$477,972)	-	-	(\$3,059,549)
Ending Balance							
Ending Balance	-	-	5,500	-	-	-	5,500
Total Ending Balance	-	-	\$5,500	-	-	-	\$5,500
Total Positions							
Total Positions							(3)
Total Positions	-	-	-	-	-	-	(3)
Total FTE							
Total FTE							(3.00)
Total FTE	-	-	-	-	-	-	(3.00)

ESSENTIAL AND POLICY PACKAGE FISCAL IMPACT SUMMARY

Human Services, Dept. of
Pkg: 091 - Elimination of S&S Inflation

Cross Reference Name: DHS Central Services
Cross Reference Number: 10000-010-40-00-00000

<i>Description</i>	General Fund	Lottery Funds	Other Funds	Federal Funds	Nonlimited Other Funds	Nonlimited Federal Funds	All Funds
Revenues							
General Fund Appropriation	(430,692)	-	-	-	-	-	(430,692)
Other Selective Taxes	-	-	-	-	-	-	-
Other Revenues	-	-	-	-	-	-	-
Federal Funds	-	-	-	(688,986)	-	-	(688,986)
Total Revenues	(\$430,692)	-	-	(\$688,986)	-	-	(\$1,119,678)

Services & Supplies

Instate Travel	(22)	-	(939)	(287)	-	-	(1,248)
Out of State Travel	-	-	(2)	(44)	-	-	(46)
Employee Training	-	-	(23,773)	(436)	-	-	(24,209)
Office Expenses	(27,691)	-	(6,835)	(61,364)	-	-	(95,890)
Telecommunications	(34)	-	(3,209)	(2,066)	-	-	(5,309)
Data Processing	-	-	(18)	(149)	-	-	(167)
Publicity and Publications	-	-	(9)	(311)	-	-	(320)
Professional Services	(219,454)	-	-	(384,123)	-	-	(603,577)
IT Professional Services	(72,441)	-	(1,952)	(77,020)	-	-	(151,413)
Attorney General	(16,246)	-	(637)	(20,604)	-	-	(37,487)
Employee Recruitment and Develop	-	-	(3)	(78)	-	-	(81)
Agency Program Related S and S	-	-	-	(26)	-	-	(26)
Intra-agency Charges	-	-	-	-	-	-	-
Other COP Costs	-	-	-	-	-	-	-
Other Services and Supplies	(94,759)	-	(4,851)	(141,658)	-	-	(241,268)
Expendable Prop 250 - 5000	(4)	-	(1,007)	(225)	-	-	(1,236)

ESSENTIAL AND POLICY PACKAGE FISCAL IMPACT SUMMARY

Human Services, Dept. of
Pkg: 091 - Elimination of S&S Inflation

Cross Reference Name: DHS Central Services
Cross Reference Number: 10000-010-40-00-00000

<i>Description</i>	General Fund	Lottery Funds	Other Funds	Federal Funds	Nonlimited Other Funds	Nonlimited Federal Funds	All Funds
Services & Supplies							
IT Expendable Property	(41)	-	(3)	(595)	-	-	(639)
Total Services & Supplies	(\$430,692)	-	(\$43,238)	(\$688,986)	-	-	(\$1,162,916)
Capital Outlay							
Office Furniture and Fixtures	-	-	-	-	-	-	-
Total Capital Outlay	-	-	-	-	-	-	-
Total Expenditures							
Total Expenditures	(430,692)	-	(43,238)	(688,986)	-	-	(1,162,916)
Total Expenditures	(\$430,692)	-	(\$43,238)	(\$688,986)	-	-	(\$1,162,916)
Ending Balance							
Ending Balance	-	-	43,238	-	-	-	43,238
Total Ending Balance	-	-	\$43,238	-	-	-	\$43,238

ESSENTIAL AND POLICY PACKAGE FISCAL IMPACT SUMMARY

Human Services, Dept. of
Pkg: 092 - Personal Services Adjustments

Cross Reference Name: DHS Central Services
Cross Reference Number: 10000-010-40-00-00000

<i>Description</i>	General Fund	Lottery Funds	Other Funds	Federal Funds	Nonlimited Other Funds	Nonlimited Federal Funds	All Funds
Revenues							
General Fund Appropriation	(515,609)	-	-	-	-	-	(515,609)
Other Revenues	-	-	-	-	-	-	-
Federal Funds	-	-	-	(464,230)	-	-	(464,230)
Total Revenues	(\$515,609)	-	-	(\$464,230)	-	-	(\$979,839)
Personal Services							
Class/Unclass Sal. and Per Diem	-	-	-	-	-	-	-
Vacancy Savings	(515,609)	-	(1,748)	(464,230)	-	-	(981,587)
Total Personal Services	(\$515,609)	-	(\$1,748)	(\$464,230)	-	-	(\$981,587)
Total Expenditures							
Total Expenditures	(515,609)	-	(1,748)	(464,230)	-	-	(981,587)
Total Expenditures	(\$515,609)	-	(\$1,748)	(\$464,230)	-	-	(\$981,587)
Ending Balance							
Ending Balance	-	-	1,748	-	-	-	1,748
Total Ending Balance	-	-	\$1,748	-	-	-	\$1,748

ESSENTIAL AND POLICY PACKAGE FISCAL IMPACT SUMMARY

Human Services, Dept. of
Pkg: 095 - DHS/OHA Reshoot

Cross Reference Name: DHS Central Services
Cross Reference Number: 10000-010-40-00-00000

<i>Description</i>	General Fund	Lottery Funds	Other Funds	Federal Funds	Nonlimited Other Funds	Nonlimited Federal Funds	All Funds
Revenues							
General Fund Appropriation	(140,930)	-	-	-	-	-	(140,930)
Cert of Participation	-	-	-	-	-	-	-
Other Revenues	-	-	(2,746)	-	-	-	(2,746)
Loan Proceeds	-	-	-	-	-	-	-
Federal Funds	-	-	-	(101,725)	-	-	(101,725)
Total Revenues	(\$140,930)	-	(\$2,746)	(\$101,725)	-	-	(\$245,401)
Personal Services							
Class/Unclass Sal. and Per Diem	(86,059)	-	(1,499)	(62,370)	-	-	(149,928)
Empl. Rel. Bd. Assessments	(33)	-	(1)	(24)	-	-	(58)
Public Employees' Retire Cont	(14,906)	-	(260)	(10,803)	-	-	(25,969)
Social Security Taxes	(6,583)	-	(115)	(4,771)	-	-	(11,469)
Worker's Comp. Assess. (WCD)	(26)	-	-	(19)	-	-	(45)
Flexible Benefits	(21,945)	-	(382)	(15,905)	-	-	(38,232)
Total Personal Services	(\$129,552)	-	(\$2,257)	(\$93,892)	-	-	(\$225,701)
Services & Supplies							
Instate Travel	(1,789)	-	(31)	(1,296)	-	-	(3,116)
Employee Training	(492)	-	(9)	(356)	-	-	(857)
Office Expenses	(3,403)	-	(59)	(2,467)	-	-	(5,929)
Telecommunications	(1,113)	-	(19)	(807)	-	-	(1,939)
Food and Kitchen Supplies	(3,901)	-	(360)	(2,413)	-	-	(6,674)
Other Services and Supplies	(309)	-	(5)	(225)	-	-	(539)
Expendable Prop 250 - 5000	(371)	-	(6)	(269)	-	-	(646)

ESSENTIAL AND POLICY PACKAGE FISCAL IMPACT SUMMARY

Human Services, Dept. of
Pkg: 095 - DHS/OHA Reshoot

Cross Reference Name: DHS Central Services
Cross Reference Number: 10000-010-40-00-00000

<i>Description</i>	General Fund	Lottery Funds	Other Funds	Federal Funds	Nonlimited Other Funds	Nonlimited Federal Funds	All Funds
Services & Supplies							
IT Expendable Property	-	-	-	-	-	-	-
Total Services & Supplies	(\$11,378)	-	(\$489)	(\$7,833)	-	-	(\$19,700)
Total Expenditures							
Total Expenditures	(140,930)	-	(2,746)	(101,725)	-	-	(245,401)
Total Expenditures	(\$140,930)	-	(\$2,746)	(\$101,725)	-	-	(\$245,401)
Ending Balance							
Ending Balance	-	-	-	-	-	-	-
Total Ending Balance	-	-	-	-	-	-	-
Total Positions							
Total Positions							(1)
Total Positions	-	-	-	-	-	-	(1)
Total FTE							
Total FTE							(1.00)
Total FTE	-	-	-	-	-	-	(1.00)

ESSENTIAL AND POLICY PACKAGE FISCAL IMPACT SUMMARY

Human Services, Dept. of
Pkg: 096 - Statewide Adjustment DAS Chgs

Cross Reference Name: DHS Central Services
Cross Reference Number: 10000-010-40-00-00000

<i>Description</i>	General Fund	Lottery Funds	Other Funds	Federal Funds	Nonlimited Other Funds	Nonlimited Federal Funds	All Funds
Revenues							
General Fund Appropriation	(39,682)	-	-	-	-	-	(39,682)
Other Revenues	-	-	-	-	-	-	-
Federal Funds	-	-	-	(47,720)	-	-	(47,720)
Total Revenues	(\$39,682)	-	-	(\$47,720)	-	-	(\$87,402)
Services & Supplies							
Professional Services	(39,682)	-	(5,465)	(47,720)	-	-	(92,867)
Total Services & Supplies	(\$39,682)	-	(\$5,465)	(\$47,720)	-	-	(\$92,867)
Total Expenditures							
Total Expenditures	(39,682)	-	(5,465)	(47,720)	-	-	(92,867)
Total Expenditures	(\$39,682)	-	(\$5,465)	(\$47,720)	-	-	(\$92,867)
Ending Balance							
Ending Balance	-	-	5,465	-	-	-	5,465
Total Ending Balance	-	-	\$5,465	-	-	-	\$5,465

ESSENTIAL AND POLICY PACKAGE FISCAL IMPACT SUMMARY

Human Services, Dept. of
Pkg: 097 - Statewide AG Adjustment

Cross Reference Name: DHS Central Services
Cross Reference Number: 10000-010-40-00-00000

<i>Description</i>	General Fund	Lottery Funds	Other Funds	Federal Funds	Nonlimited Other Funds	Nonlimited Federal Funds	All Funds
Revenues							
General Fund Appropriation	(44,138)	-	-	-	-	-	(44,138)
Other Revenues	-	-	-	-	-	-	-
Federal Funds	-	-	-	(51,190)	-	-	(51,190)
Total Revenues	(\$44,138)	-	-	(\$51,190)	-	-	(\$95,328)
Services & Supplies							
Attorney General	(44,138)	-	(6,462)	(51,190)	-	-	(101,790)
Total Services & Supplies	(\$44,138)	-	(\$6,462)	(\$51,190)	-	-	(\$101,790)
Total Expenditures							
Total Expenditures	(44,138)	-	(6,462)	(51,190)	-	-	(101,790)
Total Expenditures	(\$44,138)	-	(\$6,462)	(\$51,190)	-	-	(\$101,790)
Ending Balance							
Ending Balance	-	-	6,462	-	-	-	6,462
Total Ending Balance	-	-	\$6,462	-	-	-	\$6,462

ESSENTIAL AND POLICY PACKAGE FISCAL IMPACT SUMMARY

Human Services, Dept. of
Pkg: 105 - HR Staffing Policy Option Proposal

Cross Reference Name: DHS Central Services
Cross Reference Number: 10000-010-40-00-00000

<i>Description</i>	General Fund	Lottery Funds	Other Funds	Federal Funds	Nonlimited Other Funds	Nonlimited Federal Funds	All Funds
Revenues							
General Fund Appropriation	10,992,974	-	-	-	-	-	10,992,974
Total Revenues	\$10,992,974	-	-	-	-	-	\$10,992,974
Personal Services							
Class/Unclass Sal. and Per Diem	6,256,956	-	-	-	-	-	6,256,956
Empl. Rel. Bd. Assessments	2,291	-	-	-	-	-	2,291
Public Employees' Retire Cont	1,083,705	-	-	-	-	-	1,083,705
Social Security Taxes	474,542	-	-	-	-	-	474,542
Worker's Comp. Assess. (WCD)	1,817	-	-	-	-	-	1,817
Flexible Benefits	1,510,164	-	-	-	-	-	1,510,164
Total Personal Services	\$9,329,475	-	-	-	-	-	\$9,329,475
Services & Supplies							
Instate Travel	123,082	-	-	-	-	-	123,082
Employee Training	34,332	-	-	-	-	-	34,332
Office Expenses	234,196	-	-	-	-	-	234,196
Telecommunications	76,591	-	-	-	-	-	76,591
Food and Kitchen Supplies	1,120,967	-	-	-	-	-	1,120,967
Medical Services and Supplies	27,200	-	-	-	-	-	27,200
Other Services and Supplies	21,291	-	-	-	-	-	21,291
Expendable Prop 250 - 5000	25,840	-	-	-	-	-	25,840
Total Services & Supplies	\$1,663,499	-	-	-	-	-	\$1,663,499

ESSENTIAL AND POLICY PACKAGE FISCAL IMPACT SUMMARY

Human Services, Dept. of
Pkg: 105 - HR Staffing Policy Option Proposal

Cross Reference Name: DHS Central Services
Cross Reference Number: 10000-010-40-00-00000

<i>Description</i>	General Fund	Lottery Funds	Other Funds	Federal Funds	Nonlimited Other Funds	Nonlimited Federal Funds	All Funds
Total Expenditures							
Total Expenditures	10,992,974	-	-	-	-	-	10,992,974
Total Expenditures	\$10,992,974	-	-	-	-	-	\$10,992,974
Ending Balance							
Ending Balance	-	-	-	-	-	-	-
Total Ending Balance	-	-	-	-	-	-	-
Total Positions							
Total Positions							40
Total Positions	-	-	-	-	-	-	40
Total FTE							
Total FTE							39.50
Total FTE	-	-	-	-	-	-	39.50

ESSENTIAL AND POLICY PACKAGE FISCAL IMPACT SUMMARY

Human Services, Dept. of
Pkg: 106 - Buy Back Central Pos at Revised Fund Split

Cross Reference Name: DHS Central Services
Cross Reference Number: 10000-010-40-00-00000

<i>Description</i>	General Fund	Lottery Funds	Other Funds	Federal Funds	Nonlimited Other Funds	Nonlimited Federal Funds	All Funds
Revenues							
General Fund Appropriation	-	-	-	-	-	-	-
Total Revenues	-	-	-	-	-	-	-
Personal Services							
Class/Unclass Sal. and Per Diem	-	-	-	-	-	-	-
Empl. Rel. Bd. Assessments	-	-	-	-	-	-	-
Public Employees' Retire Cont	-	-	-	-	-	-	-
Social Security Taxes	-	-	-	-	-	-	-
Worker's Comp. Assess. (WCD)	-	-	-	-	-	-	-
Flexible Benefits	-	-	-	-	-	-	-
Total Personal Services	-	-	-	-	-	-	-
Services & Supplies							
Office Expenses	-	-	-	-	-	-	-
Professional Services	-	-	-	-	-	-	-
Total Services & Supplies	-	-	-	-	-	-	-
Special Payments							
Other Special Payments	-	-	-	-	-	-	-
Total Special Payments	-	-	-	-	-	-	-

ESSENTIAL AND POLICY PACKAGE FISCAL IMPACT SUMMARY

Human Services, Dept. of
Pkg: 106 - Buy Back Central Pos at Revised Fund Split

Cross Reference Name: DHS Central Services
Cross Reference Number: 10000-010-40-00-00000

<i>Description</i>	General Fund	Lottery Funds	Other Funds	Federal Funds	Nonlimited Other Funds	Nonlimited Federal Funds	All Funds
Total Expenditures							
Total Expenditures	-	-	-	-	-	-	-
Total Expenditures	-	-	-	-	-	-	-
Ending Balance							
Ending Balance	-	-	-	-	-	-	-
Total Ending Balance	-	-	-	-	-	-	-
Total Positions							
Total Positions							-
Total Positions	-	-	-	-	-	-	-
Total FTE							
Total FTE							-
Total FTE	-	-	-	-	-	-	-

ESSENTIAL AND POLICY PACKAGE FISCAL IMPACT SUMMARY

Human Services, Dept. of
Pkg: 107 - Diversity, Equity and Inclusion

Cross Reference Name: DHS Central Services
Cross Reference Number: 10000-010-40-00-00000

<i>Description</i>	General Fund	Lottery Funds	Other Funds	Federal Funds	Nonlimited Other Funds	Nonlimited Federal Funds	All Funds
Revenues							
General Fund Appropriation	3,786,753	-	-	-	-	-	3,786,753
Other Revenues	-	-	18,371	-	-	-	18,371
Federal Funds	-	-	-	728,434	-	-	728,434
Total Revenues	\$3,786,753	-	\$18,371	\$728,434	-	-	\$4,533,558
Personal Services							
Class/Unclass Sal. and Per Diem	457,605	-	10,047	398,368	-	-	866,020
Empl. Rel. Bd. Assessments	182	-	7	161	-	-	350
Public Employees' Retire Cont	79,258	-	1,742	68,996	-	-	149,996
Social Security Taxes	35,009	-	770	30,479	-	-	66,258
Worker's Comp. Assess. (WCD)	147	-	-	126	-	-	273
Flexible Benefits	123,739	-	2,716	107,716	-	-	234,171
Total Personal Services	\$695,940	-	\$15,282	\$605,846	-	-	\$1,317,068
Services & Supplies							
Instate Travel	10,087	-	224	8,778	-	-	19,089
Employee Training	2,772	-	63	2,415	-	-	5,250
Office Expenses	19,187	-	420	16,709	-	-	36,316
Telecommunications	6,279	-	140	5,460	-	-	11,879
Professional Services	1,000,000	-	-	-	-	-	1,000,000
Food and Kitchen Supplies	95,845	-	2,102	83,423	-	-	181,370
Medical Services and Supplies	2,513	-	56	2,191	-	-	4,760
Other Services and Supplies	1,743	-	35	1,526	-	-	3,304

ESSENTIAL AND POLICY PACKAGE FISCAL IMPACT SUMMARY

Human Services, Dept. of
Pkg: 107 - Diversity, Equity and Inclusion

Cross Reference Name: DHS Central Services
Cross Reference Number: 10000-010-40-00-00000

<i>Description</i>	General Fund	Lottery Funds	Other Funds	Federal Funds	Nonlimited Other Funds	Nonlimited Federal Funds	All Funds
Services & Supplies							
Expendable Prop 250 - 5000	452,387	-	49	2,086	-	-	454,522
Total Services & Supplies	\$1,590,813	-	\$3,089	\$122,588	-	-	\$1,716,490
Special Payments							
Other Special Payments	1,500,000	-	-	-	-	-	1,500,000
Total Special Payments	\$1,500,000	-	-	-	-	-	\$1,500,000
Total Expenditures							
Total Expenditures	3,786,753	-	18,371	728,434	-	-	4,533,558
Total Expenditures	\$3,786,753	-	\$18,371	\$728,434	-	-	\$4,533,558
Ending Balance							
Ending Balance	-	-	-	-	-	-	-
Total Ending Balance	-	-	-	-	-	-	-
Total Positions							
Total Positions							7
Total Positions	-	-	-	-	-	-	7
Total FTE							
Total FTE							6.16
Total FTE	-	-	-	-	-	-	6.16

ESSENTIAL AND POLICY PACKAGE FISCAL IMPACT SUMMARY

**Human Services, Dept. of
Pkg: 109 - Volunteer Program**

**Cross Reference Name: DHS Central Services
Cross Reference Number: 10000-010-40-00-00000**

<i>Description</i>	General Fund	Lottery Funds	Other Funds	Federal Funds	Nonlimited Other Funds	Nonlimited Federal Funds	All Funds
Revenues							
General Fund Appropriation	-	-	-	-	-	-	-
Total Revenues	-	-	-	-	-	-	-
Personal Services							
Class/Unclass Sal. and Per Diem	-	-	-	-	-	-	-
Empl. Rel. Bd. Assessments	-	-	-	-	-	-	-
Public Employees' Retire Cont	-	-	-	-	-	-	-
Social Security Taxes	-	-	-	-	-	-	-
Worker's Comp. Assess. (WCD)	-	-	-	-	-	-	-
Flexible Benefits	-	-	-	-	-	-	-
Total Personal Services	-	-	-	-	-	-	-
Services & Supplies							
Instate Travel	-	-	-	-	-	-	-
Employee Training	-	-	-	-	-	-	-
Office Expenses	-	-	-	-	-	-	-
Telecommunications	-	-	-	-	-	-	-
Data Processing	-	-	-	-	-	-	-
Professional Services	-	-	-	-	-	-	-
Food and Kitchen Supplies	-	-	-	-	-	-	-
Medical Services and Supplies	-	-	-	-	-	-	-
Other Services and Supplies	-	-	-	-	-	-	-

ESSENTIAL AND POLICY PACKAGE FISCAL IMPACT SUMMARY

Human Services, Dept. of
Pkg: 109 - Volunteer Program

Cross Reference Name: DHS Central Services
Cross Reference Number: 10000-010-40-00-00000

<i>Description</i>	General Fund	Lottery Funds	Other Funds	Federal Funds	Nonlimited Other Funds	Nonlimited Federal Funds	All Funds
Services & Supplies							
Expendable Prop 250 - 5000	-	-	-	-	-	-	-
Total Services & Supplies	-	-	-	-	-	-	-
Total Expenditures							
Total Expenditures	-	-	-	-	-	-	-
Total Expenditures	-	-	-	-	-	-	-
Ending Balance							
Ending Balance	-	-	-	-	-	-	-
Total Ending Balance	-	-	-	-	-	-	-
Total Positions							
Total Positions							-
Total Positions	-	-	-	-	-	-	-
Total FTE							
Total FTE							-
Total FTE	-	-	-	-	-	-	-

ESSENTIAL AND POLICY PACKAGE FISCAL IMPACT SUMMARY

**Human Services, Dept. of
Pkg: 118 - CW Stabilization**

**Cross Reference Name: DHS Central Services
Cross Reference Number: 10000-010-40-00-00000**

<i>Description</i>	General Fund	Lottery Funds	Other Funds	Federal Funds	Nonlimited Other Funds	Nonlimited Federal Funds	All Funds
Revenues							
General Fund Appropriation	4,438,678	-	-	-	-	-	4,438,678
Other Revenues	-	-	132,774	-	-	-	132,774
Federal Funds	-	-	-	4,379,008	-	-	4,379,008
Total Revenues	\$4,438,678	-	\$132,774	\$4,379,008	-	-	\$8,950,460
Personal Services							
Class/Unclass Sal. and Per Diem	2,581,205	-	76,578	2,550,767	-	-	5,208,550
Empl. Rel. Bd. Assessments	839	-	15	833	-	-	1,687
Public Employees' Retire Cont	447,067	-	13,264	441,795	-	-	902,126
Social Security Taxes	197,460	-	5,859	195,134	-	-	398,453
Worker's Comp. Assess. (WCD)	666	-	12	664	-	-	1,342
Flexible Benefits	565,127	-	17,275	555,000	-	-	1,137,402
Total Personal Services	\$3,792,364	-	\$113,003	\$3,744,193	-	-	\$7,649,560
Services & Supplies							
Instate Travel	46,065	-	1,401	45,252	-	-	92,718
Employee Training	12,901	-	406	12,672	-	-	25,979
Office Expenses	87,647	-	2,668	86,077	-	-	176,392
Telecommunications	28,662	-	882	28,154	-	-	57,698
Food and Kitchen Supplies	440,672	-	13,495	432,814	-	-	886,981
Medical Services and Supplies	11,489	-	351	11,280	-	-	23,120
Other Services and Supplies	7,971	-	232	7,845	-	-	16,048

ESSENTIAL AND POLICY PACKAGE FISCAL IMPACT SUMMARY

Human Services, Dept. of
Pkg: 118 - CW Stabilization

Cross Reference Name: DHS Central Services
Cross Reference Number: 10000-010-40-00-00000

<i>Description</i>	General Fund	Lottery Funds	Other Funds	Federal Funds	Nonlimited Other Funds	Nonlimited Federal Funds	All Funds
Services & Supplies							
Expendable Prop 250 - 5000	10,907	-	336	10,721	-	-	21,964
Total Services & Supplies	\$646,314	-	\$19,771	\$634,815	-	-	\$1,300,900
Total Expenditures							
Total Expenditures	4,438,678	-	132,774	4,379,008	-	-	8,950,460
Total Expenditures	\$4,438,678	-	\$132,774	\$4,379,008	-	-	\$8,950,460
Ending Balance							
Ending Balance	-	-	-	-	-	-	-
Total Ending Balance	-	-	-	-	-	-	-
Total Positions							
Total Positions							34
Total Positions	-	-	-	-	-	-	34
Total FTE							
Total FTE							29.92
Total FTE	-	-	-	-	-	-	29.92

ESSENTIAL AND POLICY PACKAGE FISCAL IMPACT SUMMARY

Human Services, Dept. of
Pkg: 201 - Improving Data Integrity and Compliance

Cross Reference Name: DHS Central Services
Cross Reference Number: 10000-010-40-00-00000

<i>Description</i>	General Fund	Lottery Funds	Other Funds	Federal Funds	Nonlimited Other Funds	Nonlimited Federal Funds	All Funds
Revenues							
General Fund Appropriation	-	-	-	-	-	-	-
Federal Funds	-	-	-	-	-	-	-
Total Revenues	-	-	-	-	-	-	-
Personal Services							
Class/Unclass Sal. and Per Diem	-	-	-	-	-	-	-
Empl. Rel. Bd. Assessments	-	-	-	-	-	-	-
Public Employees' Retire Cont	-	-	-	-	-	-	-
Social Security Taxes	-	-	-	-	-	-	-
Worker's Comp. Assess. (WCD)	-	-	-	-	-	-	-
Flexible Benefits	-	-	-	-	-	-	-
Total Personal Services	-	-	-	-	-	-	-
Services & Supplies							
Instate Travel	-	-	-	-	-	-	-
Employee Training	-	-	-	-	-	-	-
Office Expenses	-	-	-	-	-	-	-
Telecommunications	-	-	-	-	-	-	-
Food and Kitchen Supplies	-	-	-	-	-	-	-
Medical Services and Supplies	-	-	-	-	-	-	-
Other Services and Supplies	-	-	-	-	-	-	-
Expendable Prop 250 - 5000	-	-	-	-	-	-	-
Total Services & Supplies	-	-	-	-	-	-	-

ESSENTIAL AND POLICY PACKAGE FISCAL IMPACT SUMMARY

Human Services, Dept. of
Pkg: 201 - Improving Data Integrity and Compliance

Cross Reference Name: DHS Central Services
Cross Reference Number: 10000-010-40-00-00000

<i>Description</i>	General Fund	Lottery Funds	Other Funds	Federal Funds	Nonlimited Other Funds	Nonlimited Federal Funds	All Funds
Total Expenditures							
Total Expenditures	-	-	-	-	-	-	-
Total Expenditures	-	-	-	-	-	-	-
Ending Balance							
Ending Balance	-	-	-	-	-	-	-
Total Ending Balance	-	-	-	-	-	-	-
Total Positions							
Total Positions							-
Total Positions	-	-	-	-	-	-	-
Total FTE							
Total FTE							-
Total FTE	-	-	-	-	-	-	-

ESSENTIAL AND POLICY PACKAGE FISCAL IMPACT SUMMARY

**Human Services, Dept. of
Pkg: 202 - Statewide CIE**

**Cross Reference Name: DHS Central Services
Cross Reference Number: 10000-010-40-00-00000**

<i>Description</i>	General Fund	Lottery Funds	Other Funds	Federal Funds	Nonlimited Other Funds	Nonlimited Federal Funds	All Funds
Revenues							
General Fund Appropriation	-	-	-	-	-	-	-
Federal Funds	-	-	-	-	-	-	-
Total Revenues	-	-	-	-	-	-	-
Personal Services							
Class/Unclass Sal. and Per Diem	-	-	-	-	-	-	-
Empl. Rel. Bd. Assessments	-	-	-	-	-	-	-
Public Employees' Retire Cont	-	-	-	-	-	-	-
Social Security Taxes	-	-	-	-	-	-	-
Worker's Comp. Assess. (WCD)	-	-	-	-	-	-	-
Flexible Benefits	-	-	-	-	-	-	-
Total Personal Services	-	-	-	-	-	-	-
Services & Supplies							
Instate Travel	-	-	-	-	-	-	-
Employee Training	-	-	-	-	-	-	-
Office Expenses	-	-	-	-	-	-	-
Telecommunications	-	-	-	-	-	-	-
Food and Kitchen Supplies	-	-	-	-	-	-	-
Medical Services and Supplies	-	-	-	-	-	-	-
Other Services and Supplies	-	-	-	-	-	-	-
Expendable Prop 250 - 5000	-	-	-	-	-	-	-
Total Services & Supplies	-	-	-	-	-	-	-

ESSENTIAL AND POLICY PACKAGE FISCAL IMPACT SUMMARY

Human Services, Dept. of
Pkg: 202 - Statewide CIE

Cross Reference Name: DHS Central Services
Cross Reference Number: 10000-010-40-00-00000

<i>Description</i>	General Fund	Lottery Funds	Other Funds	Federal Funds	Nonlimited Other Funds	Nonlimited Federal Funds	All Funds
Total Expenditures							
Total Expenditures	-	-	-	-	-	-	-
Total Expenditures	-	-	-	-	-	-	-
Ending Balance							
Ending Balance	-	-	-	-	-	-	-
Total Ending Balance	-	-	-	-	-	-	-
Total Positions							
Total Positions							-
Total Positions	-	-	-	-	-	-	-
Total FTE							
Total FTE							-
Total FTE	-	-	-	-	-	-	-

ESSENTIAL AND POLICY PACKAGE FISCAL IMPACT SUMMARY

**Human Services, Dept. of
Pkg: 206 - Integrated Eligibility**

**Cross Reference Name: DHS Central Services
Cross Reference Number: 10000-010-40-00-00000**

<i>Description</i>	General Fund	Lottery Funds	Other Funds	Federal Funds	Nonlimited Other Funds	Nonlimited Federal Funds	All Funds
Revenues							
General Fund Appropriation	27,527,605	-	-	-	-	-	27,527,605
Federal Funds	-	-	-	19,833,204	-	-	19,833,204
Total Revenues	\$27,527,605	-	-	\$19,833,204	-	-	\$47,360,809
Personal Services							
Class/Unclass Sal. and Per Diem	1,340,823	-	-	992,793	-	-	2,333,616
Empl. Rel. Bd. Assessments	637	-	-	523	-	-	1,160
Public Employees' Retire Cont	232,228	-	-	171,952	-	-	404,180
Social Security Taxes	102,574	-	-	75,945	-	-	178,519
Worker's Comp. Assess. (WCD)	502	-	-	418	-	-	920
Flexible Benefits	427,836	-	-	336,804	-	-	764,640
Vacancy Savings	(16,632)	-	-	(25,011)	-	-	(41,643)
Total Personal Services	\$2,087,968	-	-	\$1,553,424	-	-	\$3,641,392
Services & Supplies							
Instate Travel	24,920	-	-	37,400	-	-	62,320
Employee Training	6,860	-	-	10,280	-	-	17,140
Office Expenses	47,440	-	-	71,140	-	-	118,580
Telecommunications	15,520	-	-	23,260	-	-	38,780
Data Processing	3,200,000	-	-	4,800,000	-	-	8,000,000
Professional Services	8,245,225	-	-	13,746,710	-	-	21,991,935
IT Professional Services	8,460,861	-	-	(8,567,253)	-	-	(106,392)
Food and Kitchen Supplies	223,891	-	-	335,863	-	-	559,754
Medical Services and Supplies	5,440	-	-	8,160	-	-	13,600

ESSENTIAL AND POLICY PACKAGE FISCAL IMPACT SUMMARY

Human Services, Dept. of
Pkg: 206 - Integrated Eligibility

Cross Reference Name: DHS Central Services
Cross Reference Number: 10000-010-40-00-00000

<i>Description</i>	General Fund	Lottery Funds	Other Funds	Federal Funds	Nonlimited Other Funds	Nonlimited Federal Funds	All Funds
Services & Supplies							
Intra-agency Charges	3,600,000	-	-	5,400,000	-	-	9,000,000
Other Services and Supplies	4,320	-	-	6,460	-	-	10,780
Expendable Prop 250 - 5000	5,160	-	-	7,760	-	-	12,920
IT Expendable Property	1,600,000	-	-	2,400,000	-	-	4,000,000
Total Services & Supplies	\$25,439,637	-	-	\$18,279,780	-	-	\$43,719,417
Total Expenditures							
Total Expenditures	27,527,605	-	-	19,833,204	-	-	47,360,809
Total Expenditures	\$27,527,605	-	-	\$19,833,204	-	-	\$47,360,809
Ending Balance							
Ending Balance	-	-	-	-	-	-	-
Total Ending Balance	-	-	-	-	-	-	-
Total Positions							
Total Positions							20
Total Positions	-	-	-	-	-	-	20
Total FTE							
Total FTE							20.00
Total FTE	-	-	-	-	-	-	20.00

ESSENTIAL AND POLICY PACKAGE FISCAL IMPACT SUMMARY

Human Services, Dept. of
Pkg: 208 - Centralized Abuse Management O&M

Cross Reference Name: DHS Central Services
Cross Reference Number: 10000-010-40-00-00000

<i>Description</i>	General Fund	Lottery Funds	Other Funds	Federal Funds	Nonlimited Other Funds	Nonlimited Federal Funds	All Funds
Revenues							
General Fund Appropriation	-	-	-	-	-	-	-
Federal Funds	-	-	-	-	-	-	-
Total Revenues	-	-	-	-	-	-	-
Personal Services							
Class/Unclass Sal. and Per Diem	-	-	-	-	-	-	-
Empl. Rel. Bd. Assessments	-	-	-	-	-	-	-
Public Employees' Retire Cont	-	-	-	-	-	-	-
Social Security Taxes	-	-	-	-	-	-	-
Worker's Comp. Assess. (WCD)	-	-	-	-	-	-	-
Flexible Benefits	-	-	-	-	-	-	-
Total Personal Services	-	-	-	-	-	-	-
Services & Supplies							
Instate Travel	-	-	-	-	-	-	-
Employee Training	-	-	-	-	-	-	-
Office Expenses	-	-	-	-	-	-	-
Telecommunications	-	-	-	-	-	-	-
IT Professional Services	-	-	-	-	-	-	-
Food and Kitchen Supplies	-	-	-	-	-	-	-
Medical Services and Supplies	-	-	-	-	-	-	-
Agency Program Related S and S	-	-	-	-	-	-	-
Other Services and Supplies	-	-	-	-	-	-	-

ESSENTIAL AND POLICY PACKAGE FISCAL IMPACT SUMMARY

Human Services, Dept. of
Pkg: 208 - Centralized Abuse Management O&M

Cross Reference Name: DHS Central Services
Cross Reference Number: 10000-010-40-00-00000

<i>Description</i>	General Fund	Lottery Funds	Other Funds	Federal Funds	Nonlimited Other Funds	Nonlimited Federal Funds	All Funds
Services & Supplies							
Expendable Prop 250 - 5000	-	-	-	-	-	-	-
Total Services & Supplies	-	-	-	-	-	-	-
Total Expenditures							
Total Expenditures	-	-	-	-	-	-	-
Total Expenditures	-	-	-	-	-	-	-
Ending Balance							
Ending Balance	-	-	-	-	-	-	-
Total Ending Balance	-	-	-	-	-	-	-
Total Positions							
Total Positions							-
Total Positions	-	-	-	-	-	-	-
Total FTE							
Total FTE							-
Total FTE	-	-	-	-	-	-	-

ESSENTIAL AND POLICY PACKAGE FISCAL IMPACT SUMMARY

Human Services, Dept. of
Pkg: 210 - Risk Audit Remediation

Cross Reference Name: DHS Central Services
Cross Reference Number: 10000-010-40-00-00000

<i>Description</i>	General Fund	Lottery Funds	Other Funds	Federal Funds	Nonlimited Other Funds	Nonlimited Federal Funds	All Funds
Personal Services							
Class/Unclass Sal. and Per Diem	-	-	-	-	-	-	-
Empl. Rel. Bd. Assessments	-	-	-	-	-	-	-
Public Employees' Retire Cont	-	-	-	-	-	-	-
Social Security Taxes	-	-	-	-	-	-	-
Worker's Comp. Assess. (WCD)	-	-	-	-	-	-	-
Flexible Benefits	-	-	-	-	-	-	-
Total Personal Services	-	-	-	-	-	-	-
Total Expenditures							
Total Expenditures	-	-	-	-	-	-	-
Total Expenditures	-	-	-	-	-	-	-
Ending Balance							
Ending Balance	-	-	-	-	-	-	-
Total Ending Balance	-	-	-	-	-	-	-
Total Positions							
Total Positions							-
Total Positions	-	-	-	-	-	-	-
Total FTE							
Total FTE							-
Total FTE	-	-	-	-	-	-	-

ESSENTIAL AND POLICY PACKAGE FISCAL IMPACT SUMMARY

**Human Services, Dept. of
Pkg: 213 - IE Modernization**

**Cross Reference Name: DHS Central Services
Cross Reference Number: 10000-010-40-00-00000**

<i>Description</i>	General Fund	Lottery Funds	Other Funds	Federal Funds	Nonlimited Other Funds	Nonlimited Federal Funds	All Funds
Revenues							
General Fund Appropriation	-	-	-	-	-	-	-
Federal Funds	-	-	-	-	-	-	-
Total Revenues	-	-	-	-	-	-	-
Personal Services							
Class/Unclass Sal. and Per Diem	-	-	-	-	-	-	-
Empl. Rel. Bd. Assessments	-	-	-	-	-	-	-
Public Employees' Retire Cont	-	-	-	-	-	-	-
Social Security Taxes	-	-	-	-	-	-	-
Worker's Comp. Assess. (WCD)	-	-	-	-	-	-	-
Flexible Benefits	-	-	-	-	-	-	-
Total Personal Services	-	-	-	-	-	-	-
Services & Supplies							
Instate Travel	-	-	-	-	-	-	-
Employee Training	-	-	-	-	-	-	-
Office Expenses	-	-	-	-	-	-	-
Telecommunications	-	-	-	-	-	-	-
Professional Services	-	-	-	-	-	-	-
IT Professional Services	-	-	-	-	-	-	-
Food and Kitchen Supplies	-	-	-	-	-	-	-
Medical Services and Supplies	-	-	-	-	-	-	-
Other Services and Supplies	-	-	-	-	-	-	-
Expendable Prop 250 - 5000	-	-	-	-	-	-	-

ESSENTIAL AND POLICY PACKAGE FISCAL IMPACT SUMMARY

Human Services, Dept. of
Pkg: 213 - IE Modernization

Cross Reference Name: DHS Central Services
Cross Reference Number: 10000-010-40-00-00000

<i>Description</i>	General Fund	Lottery Funds	Other Funds	Federal Funds	Nonlimited Other Funds	Nonlimited Federal Funds	All Funds
Services & Supplies							
IT Expendable Property	-	-	-	-	-	-	-
Total Services & Supplies	-	-	-	-	-	-	-
Total Expenditures							
Total Expenditures	-	-	-	-	-	-	-
Total Expenditures	-	-	-	-	-	-	-
Ending Balance							
Ending Balance	-	-	-	-	-	-	-
Total Ending Balance	-	-	-	-	-	-	-
Total Positions							
Total Positions							-
Total Positions	-	-	-	-	-	-	-
Total FTE							
Total FTE							-
Total FTE	-	-	-	-	-	-	-

ESSENTIAL AND POLICY PACKAGE FISCAL IMPACT SUMMARY

Human Services, Dept. of
Pkg: 010 - Non-PICS Psnl Svc / Vacancy Factor

Cross Reference Name: DHS Shared Services
Cross Reference Number: 10000-010-45-00-00000

<i>Description</i>	General Fund	Lottery Funds	Other Funds	Federal Funds	Nonlimited Other Funds	Nonlimited Federal Funds	All Funds
Revenues							
Other Revenues	-	-	1,186,806	-	-	-	1,186,806
Total Revenues	-	-	\$1,186,806	-	-	-	\$1,186,806
Personal Services							
Temporary Appointments	-	-	17,930	-	-	-	17,930
Overtime Payments	-	-	551	-	-	-	551
Shift Differential	-	-	1,381	-	-	-	1,381
All Other Differential	-	-	16,094	-	-	-	16,094
Public Employees' Retire Cont	-	-	3,121	-	-	-	3,121
Pension Obligation Bond	-	-	666,917	-	-	-	666,917
Social Security Taxes	-	-	2,752	-	-	-	2,752
Vacancy Savings	-	-	478,060	-	-	-	478,060
Total Personal Services	-	-	\$1,186,806	-	-	-	\$1,186,806
Total Expenditures							
Total Expenditures	-	-	1,186,806	-	-	-	1,186,806
Total Expenditures	-	-	\$1,186,806	-	-	-	\$1,186,806
Ending Balance							
Ending Balance	-	-	-	-	-	-	-
Total Ending Balance	-	-	-	-	-	-	-

ESSENTIAL AND POLICY PACKAGE FISCAL IMPACT SUMMARY

Human Services, Dept. of
Pkg: 021 - Phase-in

Cross Reference Name: DHS Shared Services
Cross Reference Number: 10000-010-45-00-00000

<i>Description</i>	General Fund	Lottery Funds	Other Funds	Federal Funds	Nonlimited Other Funds	Nonlimited Federal Funds	All Funds
Revenues							
Other Revenues	-	-	18,574	-	-	-	18,574
Total Revenues	-	-	\$18,574	-	-	-	\$18,574
Services & Supplies							
Instate Travel	-	-	4,675	-	-	-	4,675
Employee Training	-	-	1,289	-	-	-	1,289
Office Expenses	-	-	8,893	-	-	-	8,893
Telecommunications	-	-	2,910	-	-	-	2,910
Other Services and Supplies	-	-	807	-	-	-	807
Total Services & Supplies	-	-	\$18,574	-	-	-	\$18,574
Total Expenditures							
Total Expenditures	-	-	18,574	-	-	-	18,574
Total Expenditures	-	-	\$18,574	-	-	-	\$18,574
Ending Balance							
Ending Balance	-	-	-	-	-	-	-
Total Ending Balance	-	-	-	-	-	-	-

ESSENTIAL AND POLICY PACKAGE FISCAL IMPACT SUMMARY

**Human Services, Dept. of
Pkg: 031 - Standard Inflation**

**Cross Reference Name: DHS Shared Services
Cross Reference Number: 10000-010-45-00-00000**

<i>Description</i>	General Fund	Lottery Funds	Other Funds	Federal Funds	Nonlimited Other Funds	Nonlimited Federal Funds	All Funds
Revenues							
Other Revenues	-	-	822,491	-	-	-	822,491
Total Revenues	-	-	\$822,491	-	-	-	\$822,491
Services & Supplies							
Instate Travel	-	-	27,208	-	-	-	27,208
Out of State Travel	-	-	900	-	-	-	900
Employee Training	-	-	43,270	-	-	-	43,270
Office Expenses	-	-	64,665	-	-	-	64,665
Telecommunications	-	-	22,324	-	-	-	22,324
Data Processing	-	-	44,697	-	-	-	44,697
Publicity and Publications	-	-	1,348	-	-	-	1,348
Professional Services	-	-	41,881	-	-	-	41,881
IT Professional Services	-	-	25,487	-	-	-	25,487
Attorney General	-	-	195,982	-	-	-	195,982
Employee Recruitment and Develop	-	-	33	-	-	-	33
Dues and Subscriptions	-	-	537	-	-	-	537
Facilities Rental and Taxes	-	-	237	-	-	-	237
Fuels and Utilities	-	-	13	-	-	-	13
Facilities Maintenance	-	-	777	-	-	-	777
Agency Program Related S and S	-	-	1,066	-	-	-	1,066
Intra-agency Charges	-	-	463	-	-	-	463
Other Services and Supplies	-	-	268,095	-	-	-	268,095
Expendable Prop 250 - 5000	-	-	11,144	-	-	-	11,144

ESSENTIAL AND POLICY PACKAGE FISCAL IMPACT SUMMARY

Human Services, Dept. of
Pkg: 031 - Standard Inflation

Cross Reference Name: DHS Shared Services
Cross Reference Number: 10000-010-45-00-00000

<i>Description</i>	General Fund	Lottery Funds	Other Funds	Federal Funds	Nonlimited Other Funds	Nonlimited Federal Funds	All Funds
Services & Supplies							
IT Expendable Property	-	-	8,760	-	-	-	8,760
Total Services & Supplies	-	-	\$758,887	-	-	-	\$758,887
Capital Outlay							
Data Processing Hardware	-	-	63,604	-	-	-	63,604
Total Capital Outlay	-	-	\$63,604	-	-	-	\$63,604
Total Expenditures							
Total Expenditures	-	-	822,491	-	-	-	822,491
Total Expenditures	-	-	\$822,491	-	-	-	\$822,491
Ending Balance							
Ending Balance	-	-	-	-	-	-	-
Total Ending Balance	-	-	-	-	-	-	-

ESSENTIAL AND POLICY PACKAGE FISCAL IMPACT SUMMARY

**Human Services, Dept. of
Pkg: 060 - Technical Adjustments**

**Cross Reference Name: DHS Shared Services
Cross Reference Number: 10000-010-45-00-00000**

<i>Description</i>	General Fund	Lottery Funds	Other Funds	Federal Funds	Nonlimited Other Funds	Nonlimited Federal Funds	All Funds
Revenues							
Other Revenues	-	-	-	-	-	-	-
Total Revenues	-	-	-	-	-	-	-
Personal Services							
Class/Unclass Sal. and Per Diem	-	-	-	-	-	-	-
Empl. Rel. Bd. Assessments	-	-	-	-	-	-	-
Public Employees' Retire Cont	-	-	-	-	-	-	-
Social Security Taxes	-	-	-	-	-	-	-
Worker's Comp. Assess. (WCD)	-	-	-	-	-	-	-
Flexible Benefits	-	-	-	-	-	-	-
Total Personal Services	-	-	-	-	-	-	-
Services & Supplies							
Employee Training	-	-	-	-	-	-	-
Office Expenses	-	-	-	-	-	-	-
Other Services and Supplies	-	-	-	-	-	-	-
Total Services & Supplies	-	-	-	-	-	-	-
Total Expenditures							
Total Expenditures	-	-	-	-	-	-	-
Total Expenditures	-	-	-	-	-	-	-

ESSENTIAL AND POLICY PACKAGE FISCAL IMPACT SUMMARY

Human Services, Dept. of
Pkg: 060 - Technical Adjustments

Cross Reference Name: DHS Shared Services
Cross Reference Number: 10000-010-45-00-00000

<i>Description</i>	General Fund	Lottery Funds	Other Funds	Federal Funds	Nonlimited Other Funds	Nonlimited Federal Funds	All Funds
Ending Balance							
Ending Balance	-	-	-	-	-	-	-
Total Ending Balance	-	-	-	-	-	-	-
Total Positions							
Total Positions							-
Total Positions	-	-	-	-	-	-	-
Total FTE							
Total FTE							-
Total FTE	-	-	-	-	-	-	-

ESSENTIAL AND POLICY PACKAGE FISCAL IMPACT SUMMARY

Human Services, Dept. of
Pkg: 083 - June 2020 Eboard

Cross Reference Name: DHS Shared Services
Cross Reference Number: 10000-010-45-00-00000

<i>Description</i>	General Fund	Lottery Funds	Other Funds	Federal Funds	Nonlimited Other Funds	Nonlimited Federal Funds	All Funds
Revenues							
Other Revenues	-	-	-	-	-	-	-
Total Revenues	-	-	-	-	-	-	-
Services & Supplies							
Instate Travel	-	-	-	-	-	-	-
Employee Training	-	-	-	-	-	-	-
Office Expenses	-	-	-	-	-	-	-
Telecommunications	-	-	-	-	-	-	-
Other Services and Supplies	-	-	-	-	-	-	-
Expendable Prop 250 - 5000	-	-	-	-	-	-	-
Total Services & Supplies	-	-	-	-	-	-	-
Total Expenditures							
Total Expenditures	-	-	-	-	-	-	-
Total Expenditures	-	-	-	-	-	-	-
Ending Balance							
Ending Balance	-	-	-	-	-	-	-
Total Ending Balance	-	-	-	-	-	-	-

ESSENTIAL AND POLICY PACKAGE FISCAL IMPACT SUMMARY

Human Services, Dept. of
Pkg: 084 - June 2020 Special Session

Cross Reference Name: DHS Shared Services
Cross Reference Number: 10000-010-45-00-00000

<i>Description</i>	General Fund	Lottery Funds	Other Funds	Federal Funds	Nonlimited Other Funds	Nonlimited Federal Funds	All Funds
Revenues							
Other Revenues	-	-	215,123	-	-	-	215,123
Total Revenues	-	-	\$215,123	-	-	-	\$215,123
Personal Services							
Class/Unclass Sal. and Per Diem	-	-	131,040	-	-	-	131,040
Empl. Rel. Bd. Assessments	-	-	58	-	-	-	58
Public Employees' Retire Cont	-	-	22,696	-	-	-	22,696
Social Security Taxes	-	-	10,025	-	-	-	10,025
Worker's Comp. Assess. (WCD)	-	-	46	-	-	-	46
Flexible Benefits	-	-	38,232	-	-	-	38,232
Total Personal Services	-	-	\$202,097	-	-	-	\$202,097
Services & Supplies							
Instate Travel	-	-	3,116	-	-	-	3,116
Employee Training	-	-	857	-	-	-	857
Office Expenses	-	-	5,929	-	-	-	5,929
Telecommunications	-	-	1,939	-	-	-	1,939
Other Services and Supplies	-	-	539	-	-	-	539
Expendable Prop 250 - 5000	-	-	646	-	-	-	646
Total Services & Supplies	-	-	\$13,026	-	-	-	\$13,026

ESSENTIAL AND POLICY PACKAGE FISCAL IMPACT SUMMARY

Human Services, Dept. of
Pkg: 084 - June 2020 Special Session

Cross Reference Name: DHS Shared Services
Cross Reference Number: 10000-010-45-00-00000

<i>Description</i>	General Fund	Lottery Funds	Other Funds	Federal Funds	Nonlimited Other Funds	Nonlimited Federal Funds	All Funds
Total Expenditures							
Total Expenditures	-	-	215,123	-	-	-	215,123
Total Expenditures	-	-	\$215,123	-	-	-	\$215,123
Ending Balance							
Ending Balance	-	-	-	-	-	-	-
Total Ending Balance	-	-	-	-	-	-	-
Total Positions							
Total Positions							1
Total Positions	-	-	-	-	-	-	1
Total FTE							
Total FTE							1.00
Total FTE	-	-	-	-	-	-	1.00

ESSENTIAL AND POLICY PACKAGE FISCAL IMPACT SUMMARY

Human Services, Dept. of
Pkg: 087 - August 2020 Special Session

Cross Reference Name: DHS Shared Services
Cross Reference Number: 10000-010-45-00-00000

<i>Description</i>	General Fund	Lottery Funds	Other Funds	Federal Funds	Nonlimited Other Funds	Nonlimited Federal Funds	All Funds
Revenues							
Other Revenues	-	-	(4,471,742)	-	-	-	(4,471,742)
Total Revenues	-	-	(\$4,471,742)	-	-	-	(\$4,471,742)
Personal Services							
Class/Unclass Sal. and Per Diem	-	-	(2,302,007)	-	-	-	(2,302,007)
Temporary Appointments	-	-	(344,645)	-	-	-	(344,645)
Overtime Payments	-	-	(1,210)	-	-	-	(1,210)
All Other Differential	-	-	(62,719)	-	-	-	(62,719)
Empl. Rel. Bd. Assessments	-	-	(651)	-	-	-	(651)
Public Employees' Retire Cont	-	-	(409,779)	-	-	-	(409,779)
Pension Obligation Bond	-	-	(271,660)	-	-	-	(271,660)
Social Security Taxes	-	-	(207,357)	-	-	-	(207,357)
Worker's Comp. Assess. (WCD)	-	-	(517)	-	-	-	(517)
Flexible Benefits	-	-	(430,110)	-	-	-	(430,110)
Vacancy Savings	-	-	122,864	-	-	-	122,864
Reconciliation Adjustment	-	-	(2,124)	-	-	-	(2,124)
Total Personal Services	-	-	(\$3,909,915)	-	-	-	(\$3,909,915)
Services & Supplies							
Instate Travel	-	-	41,549	-	-	-	41,549
Out of State Travel	-	-	-	-	-	-	-
Employee Training	-	-	(471,074)	-	-	-	(471,074)
Office Expenses	-	-	86,208	-	-	-	86,208
Telecommunications	-	-	27,615	-	-	-	27,615

ESSENTIAL AND POLICY PACKAGE FISCAL IMPACT SUMMARY

Human Services, Dept. of
Pkg: 087 - August 2020 Special Session

Cross Reference Name: DHS Shared Services
Cross Reference Number: 10000-010-45-00-00000

<i>Description</i>	General Fund	Lottery Funds	Other Funds	Federal Funds	Nonlimited Other Funds	Nonlimited Federal Funds	All Funds
Services & Supplies							
Data Processing	-	-	(25,961)	-	-	-	(25,961)
Publicity and Publications	-	-	(3,437)	-	-	-	(3,437)
Professional Services	-	-	(210,791)	-	-	-	(210,791)
Employee Recruitment and Develop	-	-	(797)	-	-	-	(797)
Dues and Subscriptions	-	-	(412)	-	-	-	(412)
Agency Program Related S and S	-	-	(173)	-	-	-	(173)
Other Services and Supplies	-	-	(11,865)	-	-	-	(11,865)
Expendable Prop 250 - 5000	-	-	9,095	-	-	-	9,095
IT Expendable Property	-	-	(1,784)	-	-	-	(1,784)
Total Services & Supplies	-	-	(\$561,827)	-	-	-	(\$561,827)
Total Expenditures							
Total Expenditures	-	-	(4,471,742)	-	-	-	(4,471,742)
Total Expenditures	-	-	(\$4,471,742)	-	-	-	(\$4,471,742)
Ending Balance							
Ending Balance	-	-	-	-	-	-	-
Total Ending Balance	-	-	-	-	-	-	-
Total Positions							
Total Positions	-	-	-	-	-	-	(12)
Total Positions	-	-	-	-	-	-	(12)

ESSENTIAL AND POLICY PACKAGE FISCAL IMPACT SUMMARY

Human Services, Dept. of
Pkg: 087 - August 2020 Special Session

Cross Reference Name: DHS Shared Services
Cross Reference Number: 10000-010-45-00-00000

<i>Description</i>	General Fund	Lottery Funds	Other Funds	Federal Funds	Nonlimited Other Funds	Nonlimited Federal Funds	All Funds
Total FTE							
Total FTE							(11.25)
Total FTE	-	-	-	-	-	-	(11.25)

ESSENTIAL AND POLICY PACKAGE FISCAL IMPACT SUMMARY

Human Services, Dept. of
Pkg: 091 - Elimination of S&S Inflation

Cross Reference Name: DHS Shared Services
Cross Reference Number: 10000-010-45-00-00000

<i>Description</i>	General Fund	Lottery Funds	Other Funds	Federal Funds	Nonlimited Other Funds	Nonlimited Federal Funds	All Funds
Revenues							
Other Revenues	-	-	(537,181)	-	-	-	(537,181)
Total Revenues	-	-	(\$537,181)	-	-	-	(\$537,181)
Services & Supplies							
Instate Travel	-	-	(26,421)	-	-	-	(26,421)
Out of State Travel	-	-	(848)	-	-	-	(848)
Employee Training	-	-	(21,551)	-	-	-	(21,551)
Office Expenses	-	-	(63,487)	-	-	-	(63,487)
Telecommunications	-	-	(21,913)	-	-	-	(21,913)
Data Processing	-	-	(43,627)	-	-	-	(43,627)
Publicity and Publications	-	-	(1,206)	-	-	-	(1,206)
Professional Services	-	-	(30,514)	-	-	-	(30,514)
Dues and Subscriptions	-	-	(520)	-	-	-	(520)
Facilities Rental and Taxes	-	-	-	-	-	-	-
Fuels and Utilities	-	-	(13)	-	-	-	(13)
Facilities Maintenance	-	-	(777)	-	-	-	(777)
Food and Kitchen Supplies	-	-	-	-	-	-	-
Agency Program Related S and S	-	-	(1,059)	-	-	-	(1,059)
Intra-agency Charges	-	-	(463)	-	-	-	(463)
Other Services and Supplies	-	-	(305,099)	-	-	-	(305,099)
Expendable Prop 250 - 5000	-	-	(11,031)	-	-	-	(11,031)
IT Expendable Property	-	-	(8,652)	-	-	-	(8,652)
Total Services & Supplies	-	-	(\$537,181)	-	-	-	(\$537,181)

ESSENTIAL AND POLICY PACKAGE FISCAL IMPACT SUMMARY

Human Services, Dept. of
Pkg: 091 - Elimination of S&S Inflation

Cross Reference Name: DHS Shared Services
Cross Reference Number: 10000-010-45-00-00000

<i>Description</i>	General Fund	Lottery Funds	Other Funds	Federal Funds	Nonlimited Other Funds	Nonlimited Federal Funds	All Funds
Total Expenditures							
Total Expenditures	-	-	(537,181)	-	-	-	(537,181)
Total Expenditures	-	-	(\$537,181)	-	-	-	(\$537,181)
Ending Balance							
Ending Balance	-	-	-	-	-	-	-
Total Ending Balance	-	-	-	-	-	-	-

ESSENTIAL AND POLICY PACKAGE FISCAL IMPACT SUMMARY

Human Services, Dept. of
Pkg: 092 - Personal Services Adjustments

Cross Reference Name: DHS Shared Services
Cross Reference Number: 10000-010-45-00-00000

<i>Description</i>	General Fund	Lottery Funds	Other Funds	Federal Funds	Nonlimited Other Funds	Nonlimited Federal Funds	All Funds
Revenues							
Other Revenues	-	-	(3,507,400)	-	-	-	(3,507,400)
Federal Funds	-	-	-	-	-	-	-
Total Revenues	-	-	(\$3,507,400)	-	-	-	(\$3,507,400)
Personal Services							
Vacancy Savings	-	-	(3,507,400)	-	-	-	(3,507,400)
Total Personal Services	-	-	(\$3,507,400)	-	-	-	(\$3,507,400)
Services & Supplies							
Other Care of Residents and Patients	-	-	-	-	-	-	-
Total Services & Supplies	-	-	-	-	-	-	-
Total Expenditures							
Total Expenditures	-	-	(3,507,400)	-	-	-	(3,507,400)
Total Expenditures	-	-	(\$3,507,400)	-	-	-	(\$3,507,400)
Ending Balance							
Ending Balance	-	-	-	-	-	-	-
Total Ending Balance	-	-	-	-	-	-	-

ESSENTIAL AND POLICY PACKAGE FISCAL IMPACT SUMMARY

Human Services, Dept. of
Pkg: 095 - DHS/OHA Reshoot

Cross Reference Name: DHS Shared Services
Cross Reference Number: 10000-010-45-00-00000

<i>Description</i>	General Fund	Lottery Funds	Other Funds	Federal Funds	Nonlimited Other Funds	Nonlimited Federal Funds	All Funds
Revenues							
Other Revenues	-	-	458,949	-	-	-	458,949
Total Revenues	-	-	\$458,949	-	-	-	\$458,949
Personal Services							
Class/Unclass Sal. and Per Diem	-	-	285,048	-	-	-	285,048
Empl. Rel. Bd. Assessments	-	-	116	-	-	-	116
Public Employees' Retire Cont	-	-	49,371	-	-	-	49,371
Social Security Taxes	-	-	21,806	-	-	-	21,806
Worker's Comp. Assess. (WCD)	-	-	92	-	-	-	92
Flexible Benefits	-	-	76,464	-	-	-	76,464
Total Personal Services	-	-	\$432,897	-	-	-	\$432,897
Services & Supplies							
Instate Travel	-	-	6,232	-	-	-	6,232
Employee Training	-	-	1,714	-	-	-	1,714
Office Expenses	-	-	11,858	-	-	-	11,858
Telecommunications	-	-	3,878	-	-	-	3,878
Other Services and Supplies	-	-	1,078	-	-	-	1,078
Expendable Prop 250 - 5000	-	-	1,292	-	-	-	1,292
Total Services & Supplies	-	-	\$26,052	-	-	-	\$26,052

ESSENTIAL AND POLICY PACKAGE FISCAL IMPACT SUMMARY

Human Services, Dept. of
Pkg: 095 - DHS/OHA Reshoot

Cross Reference Name: DHS Shared Services
Cross Reference Number: 10000-010-45-00-00000

<i>Description</i>	General Fund	Lottery Funds	Other Funds	Federal Funds	Nonlimited Other Funds	Nonlimited Federal Funds	All Funds
Total Expenditures							
Total Expenditures	-	-	458,949	-	-	-	458,949
Total Expenditures	-	-	\$458,949	-	-	-	\$458,949
Ending Balance							
Ending Balance	-	-	-	-	-	-	-
Total Ending Balance	-	-	-	-	-	-	-
Total Positions							
Total Positions							2
Total Positions	-	-	-	-	-	-	2
Total FTE							
Total FTE							2.00
Total FTE	-	-	-	-	-	-	2.00

ESSENTIAL AND POLICY PACKAGE FISCAL IMPACT SUMMARY

Human Services, Dept. of
Pkg: 096 - Statewide Adjustment DAS Chgs

Cross Reference Name: DHS Shared Services
Cross Reference Number: 10000-010-45-00-00000

<i>Description</i>	General Fund	Lottery Funds	Other Funds	Federal Funds	Nonlimited Other Funds	Nonlimited Federal Funds	All Funds
Services & Supplies							
Instate Travel	-	-	(43,228)	-	-	-	(43,228)
Office Expenses	-	-	(26,239)	-	-	-	(26,239)
Telecommunications	-	-	(4,864)	-	-	-	(4,864)
Total Services & Supplies	-	-	(\$74,331)	-	-	-	(\$74,331)
Total Expenditures							
Total Expenditures	-	-	(74,331)	-	-	-	(74,331)
Total Expenditures	-	-	(\$74,331)	-	-	-	(\$74,331)
Ending Balance							
Ending Balance	-	-	74,331	-	-	-	74,331
Total Ending Balance	-	-	\$74,331	-	-	-	\$74,331

ESSENTIAL AND POLICY PACKAGE FISCAL IMPACT SUMMARY

Human Services, Dept. of
Pkg: 097 - Statewide AG Adjustment

Cross Reference Name: DHS Shared Services
Cross Reference Number: 10000-010-45-00-00000

<i>Description</i>	General Fund	Lottery Funds	Other Funds	Federal Funds	Nonlimited Other Funds	Nonlimited Federal Funds	All Funds
Revenues							
Other Revenues	-	-	-	-	-	-	-
Total Revenues	-	-	-	-	-	-	-
Services & Supplies							
Instate Travel	-	-	-	-	-	-	-
Office Expenses	-	-	-	-	-	-	-
Telecommunications	-	-	-	-	-	-	-
Attorney General	-	-	(71,194)	-	-	-	(71,194)
IT Expendable Property	-	-	-	-	-	-	-
Total Services & Supplies	-	-	(\$71,194)	-	-	-	(\$71,194)
Total Expenditures							
Total Expenditures	-	-	(71,194)	-	-	-	(71,194)
Total Expenditures	-	-	(\$71,194)	-	-	-	(\$71,194)
Ending Balance							
Ending Balance	-	-	71,194	-	-	-	71,194
Total Ending Balance	-	-	\$71,194	-	-	-	\$71,194

ESSENTIAL AND POLICY PACKAGE FISCAL IMPACT SUMMARY

Human Services, Dept. of
Pkg: 118 - CW Stabilization

Cross Reference Name: DHS Shared Services
Cross Reference Number: 10000-010-45-00-00000

<i>Description</i>	General Fund	Lottery Funds	Other Funds	Federal Funds	Nonlimited Other Funds	Nonlimited Federal Funds	All Funds
Revenues							
Other Revenues	-	-	785,512	-	-	-	785,512
Total Revenues	-	-	\$785,512	-	-	-	\$785,512
Personal Services							
Class/Unclass Sal. and Per Diem	-	-	412,398	-	-	-	412,398
Empl. Rel. Bd. Assessments	-	-	300	-	-	-	300
Public Employees' Retire Cont	-	-	71,428	-	-	-	71,428
Social Security Taxes	-	-	31,548	-	-	-	31,548
Worker's Comp. Assess. (WCD)	-	-	240	-	-	-	240
Flexible Benefits	-	-	200,718	-	-	-	200,718
Total Personal Services	-	-	\$716,632	-	-	-	\$716,632
Services & Supplies							
Instate Travel	-	-	16,362	-	-	-	16,362
Employee Training	-	-	4,500	-	-	-	4,500
Office Expenses	-	-	31,128	-	-	-	31,128
Telecommunications	-	-	10,182	-	-	-	10,182
Other Services and Supplies	-	-	2,832	-	-	-	2,832
Expendable Prop 250 - 5000	-	-	3,876	-	-	-	3,876
Total Services & Supplies	-	-	\$68,880	-	-	-	\$68,880

ESSENTIAL AND POLICY PACKAGE FISCAL IMPACT SUMMARY

Human Services, Dept. of
Pkg: 118 - CW Stabilization

Cross Reference Name: DHS Shared Services
Cross Reference Number: 10000-010-45-00-00000

<i>Description</i>	General Fund	Lottery Funds	Other Funds	Federal Funds	Nonlimited Other Funds	Nonlimited Federal Funds	All Funds
Total Expenditures							
Total Expenditures	-	-	785,512	-	-	-	785,512
Total Expenditures	-	-	\$785,512	-	-	-	\$785,512
Ending Balance							
Ending Balance	-	-	-	-	-	-	-
Total Ending Balance	-	-	-	-	-	-	-
Total Positions							
Total Positions							6
Total Positions	-	-	-	-	-	-	6
Total FTE							
Total FTE							5.28
Total FTE	-	-	-	-	-	-	5.28

ESSENTIAL AND POLICY PACKAGE FISCAL IMPACT SUMMARY

Human Services, Dept. of
Pkg: 125 - EAU Business Process Change/Prog Integrity

Cross Reference Name: DHS Shared Services
Cross Reference Number: 10000-010-45-00-00000

<i>Description</i>	General Fund	Lottery Funds	Other Funds	Federal Funds	Nonlimited Other Funds	Nonlimited Federal Funds	All Funds
Revenues							
Other Revenues	-	-	643,241	-	-	-	643,241
Total Revenues	-	-	\$643,241	-	-	-	\$643,241
Personal Services							
Class/Unclass Sal. and Per Diem	-	-	370,608	-	-	-	370,608
Empl. Rel. Bd. Assessments	-	-	200	-	-	-	200
Public Employees' Retire Cont	-	-	64,190	-	-	-	64,190
Social Security Taxes	-	-	28,351	-	-	-	28,351
Worker's Comp. Assess. (WCD)	-	-	160	-	-	-	160
Flexible Benefits	-	-	133,812	-	-	-	133,812
Total Personal Services	-	-	\$597,321	-	-	-	\$597,321
Services & Supplies							
Instate Travel	-	-	10,908	-	-	-	10,908
Employee Training	-	-	3,000	-	-	-	3,000
Office Expenses	-	-	20,752	-	-	-	20,752
Telecommunications	-	-	6,788	-	-	-	6,788
Other Services and Supplies	-	-	1,888	-	-	-	1,888
Expendable Prop 250 - 5000	-	-	2,584	-	-	-	2,584
Total Services & Supplies	-	-	\$45,920	-	-	-	\$45,920

ESSENTIAL AND POLICY PACKAGE FISCAL IMPACT SUMMARY

Human Services, Dept. of
Pkg: 125 - EAU Business Process Change/Prog Integrity

Cross Reference Name: DHS Shared Services
Cross Reference Number: 10000-010-45-00-00000

<i>Description</i>	General Fund	Lottery Funds	Other Funds	Federal Funds	Nonlimited Other Funds	Nonlimited Federal Funds	All Funds
Total Expenditures							
Total Expenditures	-	-	643,241	-	-	-	643,241
Total Expenditures	-	-	\$643,241	-	-	-	\$643,241
Ending Balance							
Ending Balance	-	-	-	-	-	-	-
Total Ending Balance	-	-	-	-	-	-	-
Total Positions							
Total Positions							4
Total Positions	-	-	-	-	-	-	4
Total FTE							
Total FTE							3.52
Total FTE	-	-	-	-	-	-	3.52

ESSENTIAL AND POLICY PACKAGE FISCAL IMPACT SUMMARY

Human Services, Dept. of
Pkg: 126 - Child Abuse Investigations – Third Party

Cross Reference Name: DHS Shared Services
Cross Reference Number: 10000-010-45-00-00000

<i>Description</i>	General Fund	Lottery Funds	Other Funds	Federal Funds	Nonlimited Other Funds	Nonlimited Federal Funds	All Funds
Revenues							
Other Revenues	-	-	-	-	-	-	-
Total Revenues	-	-	-	-	-	-	-
Personal Services							
Class/Unclass Sal. and Per Diem	-	-	-	-	-	-	-
Empl. Rel. Bd. Assessments	-	-	-	-	-	-	-
Public Employees' Retire Cont	-	-	-	-	-	-	-
Social Security Taxes	-	-	-	-	-	-	-
Worker's Comp. Assess. (WCD)	-	-	-	-	-	-	-
Flexible Benefits	-	-	-	-	-	-	-
Total Personal Services	-	-	-	-	-	-	-
Services & Supplies							
Instate Travel	-	-	-	-	-	-	-
Employee Training	-	-	-	-	-	-	-
Office Expenses	-	-	-	-	-	-	-
Telecommunications	-	-	-	-	-	-	-
Other Services and Supplies	-	-	-	-	-	-	-
Expendable Prop 250 - 5000	-	-	-	-	-	-	-
Total Services & Supplies	-	-	-	-	-	-	-

ESSENTIAL AND POLICY PACKAGE FISCAL IMPACT SUMMARY

Human Services, Dept. of
Pkg: 126 - Child Abuse Investigations – Third Party

Cross Reference Name: DHS Shared Services
Cross Reference Number: 10000-010-45-00-00000

<i>Description</i>	General Fund	Lottery Funds	Other Funds	Federal Funds	Nonlimited Other Funds	Nonlimited Federal Funds	All Funds
Total Expenditures							
Total Expenditures	-	-	-	-	-	-	-
Total Expenditures	-	-	-	-	-	-	-
Ending Balance							
Ending Balance	-	-	-	-	-	-	-
Total Ending Balance	-	-	-	-	-	-	-
Total Positions							
Total Positions							-
Total Positions	-	-	-	-	-	-	-
Total FTE							
Total FTE							-
Total FTE	-	-	-	-	-	-	-

ESSENTIAL AND POLICY PACKAGE FISCAL IMPACT SUMMARY

Human Services, Dept. of
Pkg: 127 - National Directory of New Hires

Cross Reference Name: DHS Shared Services
Cross Reference Number: 10000-010-45-00-00000

<i>Description</i>	General Fund	Lottery Funds	Other Funds	Federal Funds	Nonlimited Other Funds	Nonlimited Federal Funds	All Funds
Revenues							
Other Revenues	-	-	-	-	-	-	-
Total Revenues	-	-	-	-	-	-	-
Personal Services							
Class/Unclass Sal. and Per Diem	-	-	-	-	-	-	-
Empl. Rel. Bd. Assessments	-	-	-	-	-	-	-
Public Employees' Retire Cont	-	-	-	-	-	-	-
Social Security Taxes	-	-	-	-	-	-	-
Worker's Comp. Assess. (WCD)	-	-	-	-	-	-	-
Flexible Benefits	-	-	-	-	-	-	-
Total Personal Services	-	-	-	-	-	-	-
Services & Supplies							
Instate Travel	-	-	-	-	-	-	-
Employee Training	-	-	-	-	-	-	-
Office Expenses	-	-	-	-	-	-	-
Telecommunications	-	-	-	-	-	-	-
Other Services and Supplies	-	-	-	-	-	-	-
Expendable Prop 250 - 5000	-	-	-	-	-	-	-
Total Services & Supplies	-	-	-	-	-	-	-

ESSENTIAL AND POLICY PACKAGE FISCAL IMPACT SUMMARY

Human Services, Dept. of
Pkg: 127 - National Directory of New Hires

Cross Reference Name: DHS Shared Services
Cross Reference Number: 10000-010-45-00-00000

<i>Description</i>	General Fund	Lottery Funds	Other Funds	Federal Funds	Nonlimited Other Funds	Nonlimited Federal Funds	All Funds
Total Expenditures							
Total Expenditures	-	-	-	-	-	-	-
Total Expenditures	-	-	-	-	-	-	-
Ending Balance							
Ending Balance	-	-	-	-	-	-	-
Total Ending Balance	-	-	-	-	-	-	-
Total Positions							
Total Positions							-
Total Positions	-	-	-	-	-	-	-
Total FTE							
Total FTE							-
Total FTE	-	-	-	-	-	-	-

ESSENTIAL AND POLICY PACKAGE FISCAL IMPACT SUMMARY

**Human Services, Dept. of
Pkg: 128 - Emergency Management**

**Cross Reference Name: DHS Shared Services
Cross Reference Number: 10000-010-45-00-00000**

<i>Description</i>	General Fund	Lottery Funds	Other Funds	Federal Funds	Nonlimited Other Funds	Nonlimited Federal Funds	All Funds
Revenues							
Other Revenues	-	-	-	-	-	-	-
Total Revenues	-	-	-	-	-	-	-
Personal Services							
Class/Unclass Sal. and Per Diem	-	-	-	-	-	-	-
Empl. Rel. Bd. Assessments	-	-	-	-	-	-	-
Public Employees' Retire Cont	-	-	-	-	-	-	-
Social Security Taxes	-	-	-	-	-	-	-
Worker's Comp. Assess. (WCD)	-	-	-	-	-	-	-
Flexible Benefits	-	-	-	-	-	-	-
Total Personal Services	-	-	-	-	-	-	-
Services & Supplies							
Instate Travel	-	-	-	-	-	-	-
Employee Training	-	-	-	-	-	-	-
Office Expenses	-	-	-	-	-	-	-
Telecommunications	-	-	-	-	-	-	-
Other Services and Supplies	-	-	-	-	-	-	-
Expendable Prop 250 - 5000	-	-	-	-	-	-	-
Total Services & Supplies	-	-	-	-	-	-	-

ESSENTIAL AND POLICY PACKAGE FISCAL IMPACT SUMMARY

Human Services, Dept. of
Pkg: 128 - Emergency Management

Cross Reference Name: DHS Shared Services
Cross Reference Number: 10000-010-45-00-00000

<i>Description</i>	General Fund	Lottery Funds	Other Funds	Federal Funds	Nonlimited Other Funds	Nonlimited Federal Funds	All Funds
Total Expenditures							
Total Expenditures	-	-	-	-	-	-	-
Total Expenditures	-	-	-	-	-	-	-
Ending Balance							
Ending Balance	-	-	-	-	-	-	-
Total Ending Balance	-	-	-	-	-	-	-
Total Positions							
Total Positions							-
Total Positions	-	-	-	-	-	-	-
Total FTE							
Total FTE							-
Total FTE	-	-	-	-	-	-	-

ESSENTIAL AND POLICY PACKAGE FISCAL IMPACT SUMMARY

Human Services, Dept. of
Pkg: 129 - Continuity of Operations

Cross Reference Name: DHS Shared Services
Cross Reference Number: 10000-010-45-00-00000

<i>Description</i>	General Fund	Lottery Funds	Other Funds	Federal Funds	Nonlimited Other Funds	Nonlimited Federal Funds	All Funds
Revenues							
Other Revenues	-	-	-	-	-	-	-
Total Revenues	-	-	-	-	-	-	-
Personal Services							
Class/Unclass Sal. and Per Diem	-	-	-	-	-	-	-
Empl. Rel. Bd. Assessments	-	-	-	-	-	-	-
Public Employees' Retire Cont	-	-	-	-	-	-	-
Social Security Taxes	-	-	-	-	-	-	-
Worker's Comp. Assess. (WCD)	-	-	-	-	-	-	-
Flexible Benefits	-	-	-	-	-	-	-
Total Personal Services	-	-	-	-	-	-	-
Services & Supplies							
Instate Travel	-	-	-	-	-	-	-
Employee Training	-	-	-	-	-	-	-
Office Expenses	-	-	-	-	-	-	-
Telecommunications	-	-	-	-	-	-	-
Other Services and Supplies	-	-	-	-	-	-	-
Expendable Prop 250 - 5000	-	-	-	-	-	-	-
Total Services & Supplies	-	-	-	-	-	-	-

ESSENTIAL AND POLICY PACKAGE FISCAL IMPACT SUMMARY

Human Services, Dept. of
Pkg: 129 - Continuity of Operations

Cross Reference Name: DHS Shared Services
Cross Reference Number: 10000-010-45-00-00000

<i>Description</i>	General Fund	Lottery Funds	Other Funds	Federal Funds	Nonlimited Other Funds	Nonlimited Federal Funds	All Funds
Total Expenditures							
Total Expenditures	-	-	-	-	-	-	-
Total Expenditures	-	-	-	-	-	-	-
Ending Balance							
Ending Balance	-	-	-	-	-	-	-
Total Ending Balance	-	-	-	-	-	-	-
Total Positions							
Total Positions							-
Total Positions	-	-	-	-	-	-	-
Total FTE							
Total FTE							-
Total FTE	-	-	-	-	-	-	-

ESSENTIAL AND POLICY PACKAGE FISCAL IMPACT SUMMARY

Human Services, Dept. of
Pkg: 204 - Modernization: Financial Systems

Cross Reference Name: DHS Shared Services
Cross Reference Number: 10000-010-45-00-00000

<i>Description</i>	General Fund	Lottery Funds	Other Funds	Federal Funds	Nonlimited Other Funds	Nonlimited Federal Funds	All Funds
Revenues							
Other Revenues	-	-	-	-	-	-	-
Total Revenues	-	-	-	-	-	-	-
Personal Services							
Class/Unclass Sal. and Per Diem	-	-	-	-	-	-	-
Empl. Rel. Bd. Assessments	-	-	-	-	-	-	-
Public Employees' Retire Cont	-	-	-	-	-	-	-
Social Security Taxes	-	-	-	-	-	-	-
Worker's Comp. Assess. (WCD)	-	-	-	-	-	-	-
Flexible Benefits	-	-	-	-	-	-	-
Total Personal Services	-	-	-	-	-	-	-
Services & Supplies							
Instate Travel	-	-	-	-	-	-	-
Employee Training	-	-	-	-	-	-	-
Office Expenses	-	-	-	-	-	-	-
Telecommunications	-	-	-	-	-	-	-
Other Services and Supplies	-	-	-	-	-	-	-
Expendable Prop 250 - 5000	-	-	-	-	-	-	-
Total Services & Supplies	-	-	-	-	-	-	-

ESSENTIAL AND POLICY PACKAGE FISCAL IMPACT SUMMARY

Human Services, Dept. of
Pkg: 204 - Modernization: Financial Systems

Cross Reference Name: DHS Shared Services
Cross Reference Number: 10000-010-45-00-00000

<i>Description</i>	General Fund	Lottery Funds	Other Funds	Federal Funds	Nonlimited Other Funds	Nonlimited Federal Funds	All Funds
Total Expenditures							
Total Expenditures	-	-	-	-	-	-	-
Total Expenditures	-	-	-	-	-	-	-
Ending Balance							
Ending Balance	-	-	-	-	-	-	-
Total Ending Balance	-	-	-	-	-	-	-
Total Positions							
Total Positions							-
Total Positions	-	-	-	-	-	-	-
Total FTE							
Total FTE							-
Total FTE	-	-	-	-	-	-	-

ESSENTIAL AND POLICY PACKAGE FISCAL IMPACT SUMMARY

**Human Services, Dept. of
Pkg: 209 - CJIS Security**

**Cross Reference Name: DHS Shared Services
Cross Reference Number: 10000-010-45-00-00000**

<i>Description</i>	General Fund	Lottery Funds	Other Funds	Federal Funds	Nonlimited Other Funds	Nonlimited Federal Funds	All Funds
Revenues							
Other Revenues	-	-	-	-	-	-	-
Total Revenues	-	-	-	-	-	-	-
Personal Services							
Class/Unclass Sal. and Per Diem	-	-	-	-	-	-	-
Empl. Rel. Bd. Assessments	-	-	-	-	-	-	-
Public Employees' Retire Cont	-	-	-	-	-	-	-
Social Security Taxes	-	-	-	-	-	-	-
Worker's Comp. Assess. (WCD)	-	-	-	-	-	-	-
Flexible Benefits	-	-	-	-	-	-	-
Total Personal Services	-	-	-	-	-	-	-
Services & Supplies							
Instate Travel	-	-	-	-	-	-	-
Employee Training	-	-	-	-	-	-	-
Office Expenses	-	-	-	-	-	-	-
Telecommunications	-	-	-	-	-	-	-
Other Services and Supplies	-	-	-	-	-	-	-
Expendable Prop 250 - 5000	-	-	-	-	-	-	-
Total Services & Supplies	-	-	-	-	-	-	-

ESSENTIAL AND POLICY PACKAGE FISCAL IMPACT SUMMARY

Human Services, Dept. of
Pkg: 209 - CJIS Security

Cross Reference Name: DHS Shared Services
Cross Reference Number: 10000-010-45-00-00000

<i>Description</i>	General Fund	Lottery Funds	Other Funds	Federal Funds	Nonlimited Other Funds	Nonlimited Federal Funds	All Funds
Total Expenditures							
Total Expenditures	-	-	-	-	-	-	-
Total Expenditures	-	-	-	-	-	-	-
Ending Balance							
Ending Balance	-	-	-	-	-	-	-
Total Ending Balance	-	-	-	-	-	-	-
Total Positions							
Total Positions							-
Total Positions	-	-	-	-	-	-	-
Total FTE							
Total FTE							-
Total FTE	-	-	-	-	-	-	-

ESSENTIAL AND POLICY PACKAGE FISCAL IMPACT SUMMARY

Human Services, Dept. of
Pkg: 010 - Non-PICS Psnl Svc / Vacancy Factor

Cross Reference Name: State Assessments and Enterprise-wide Costs
Cross Reference Number: 10000-010-50-00-00000

<i>Description</i>	General Fund	Lottery Funds	Other Funds	Federal Funds	Nonlimited Other Funds	Nonlimited Federal Funds	All Funds
Revenues							
General Fund Appropriation	781,720	-	-	-	-	-	781,720
Other Revenues	-	-	1,849	-	-	-	1,849
Federal Funds	-	-	-	35,992	-	-	35,992
Total Revenues	\$781,720	-	\$1,849	\$35,992	-	-	\$819,561
Personal Services							
Unemployment Assessments	46,071	-	1,849	35,992	-	-	83,912
Mass Transit Tax	735,649	-	-	-	-	-	735,649
Total Personal Services	\$781,720	-	\$1,849	\$35,992	-	-	\$819,561
Total Expenditures							
Total Expenditures	781,720	-	1,849	35,992	-	-	819,561
Total Expenditures	\$781,720	-	\$1,849	\$35,992	-	-	\$819,561
Ending Balance							
Ending Balance	-	-	-	-	-	-	-
Total Ending Balance	-	-	-	-	-	-	-

ESSENTIAL AND POLICY PACKAGE FISCAL IMPACT SUMMARY

Human Services, Dept. of
Pkg: 021 - Phase-in

Cross Reference Name: State Assessments and Enterprise-wide Costs
Cross Reference Number: 10000-010-50-00-00000

<i>Description</i>	General Fund	Lottery Funds	Other Funds	Federal Funds	Nonlimited Other Funds	Nonlimited Federal Funds	All Funds
Revenues							
General Fund Appropriation	26,702	-	-	-	-	-	26,702
Total Revenues	\$26,702	-	-	-	-	-	\$26,702
Personal Services							
Mass Transit Tax	1,195	-	-	-	-	-	1,195
Total Personal Services	\$1,195	-	-	-	-	-	\$1,195
Services & Supplies							
Office Expenses	2,697	-	-	-	-	-	2,697
Telecommunications	1,045	-	-	-	-	-	1,045
Facilities Rental and Taxes	21,765	-	-	-	-	-	21,765
Total Services & Supplies	\$25,507	-	-	-	-	-	\$25,507
Total Expenditures							
Total Expenditures	26,702	-	-	-	-	-	26,702
Total Expenditures	\$26,702	-	-	-	-	-	\$26,702
Ending Balance							
Ending Balance	-	-	-	-	-	-	-
Total Ending Balance	-	-	-	-	-	-	-

ESSENTIAL AND POLICY PACKAGE FISCAL IMPACT SUMMARY

Human Services, Dept. of
Pkg: 022 - Phase-out Pgm & One-time Costs

Cross Reference Name: State Assessments and Enterprise-wide Costs
Cross Reference Number: 10000-010-50-00-00000

<i>Description</i>	General Fund	Lottery Funds	Other Funds	Federal Funds	Nonlimited Other Funds	Nonlimited Federal Funds	All Funds
Revenues							
General Fund Appropriation	(392,329)	-	-	-	-	-	(392,329)
Other Revenues	-	-	(655,000)	-	-	-	(655,000)
Federal Funds	-	-	-	(392,329)	-	-	(392,329)
Total Revenues	(\$392,329)	-	(\$655,000)	(\$392,329)	-	-	(\$1,439,658)
Services & Supplies							
IT Professional Services	(392,329)	-	-	(392,329)	-	-	(784,658)
Other COP Costs	-	-	(655,000)	-	-	-	(655,000)
Total Services & Supplies	(\$392,329)	-	(\$655,000)	(\$392,329)	-	-	(\$1,439,658)
Total Expenditures							
Total Expenditures	(392,329)	-	(655,000)	(392,329)	-	-	(1,439,658)
Total Expenditures	(\$392,329)	-	(\$655,000)	(\$392,329)	-	-	(\$1,439,658)
Ending Balance							
Ending Balance	-	-	-	-	-	-	-
Total Ending Balance	-	-	-	-	-	-	-

ESSENTIAL AND POLICY PACKAGE FISCAL IMPACT SUMMARY

Human Services, Dept. of
Pkg: 031 - Standard Inflation

Cross Reference Name: State Assessments and Enterprise-wide Costs
Cross Reference Number: 10000-010-50-00-00000

<i>Description</i>	General Fund	Lottery Funds	Other Funds	Federal Funds	Nonlimited Other Funds	Nonlimited Federal Funds	All Funds
Revenues							
General Fund Appropriation	35,326,878	-	-	-	-	-	35,326,878
Other Revenues	-	-	4,259,900	-	-	-	4,259,900
Federal Funds	-	-	-	15,335,116	-	-	15,335,116
Total Revenues	\$35,326,878	-	\$4,259,900	\$15,335,116	-	-	\$54,921,894
Services & Supplies							
Instate Travel	2,699	-	39	1,201	-	-	3,939
Office Expenses	108,770	-	2,299	70,297	-	-	181,366
Telecommunications	269,462	-	3,113	230,767	-	-	503,342
State Gov. Service Charges	26,021,455	-	2,586,168	8,081,179	-	-	36,688,802
Data Processing	770,972	-	5,082	805,616	-	-	1,581,670
Publicity and Publications	31	-	1	27	-	-	59
Professional Services	21,343	-	604	18,934	-	-	40,881
IT Professional Services	54,745	-	104	45,873	-	-	100,722
Attorney General	15,647	-	367	13,742	-	-	29,756
Facilities Rental and Taxes	2,520,089	-	133,792	2,146,804	-	-	4,800,685
Fuels and Utilities	162,690	-	4,190	157,916	-	-	324,796
Facilities Maintenance	211,648	-	5,141	213,021	-	-	429,810
Agency Program Related S and S	68,476	-	-	21,600	-	-	90,076
Other Services and Supplies	107,953	-	53,755	32,221	-	-	193,929
Expendable Prop 250 - 5000	231,219	-	1,575	121,555	-	-	354,349
IT Expendable Property	108,259	-	569	97,093	-	-	205,921
Total Services & Supplies	\$30,675,458	-	\$2,796,799	\$12,057,846	-	-	\$45,530,103

ESSENTIAL AND POLICY PACKAGE FISCAL IMPACT SUMMARY

Human Services, Dept. of
Pkg: 031 - Standard Inflation

Cross Reference Name: State Assessments and Enterprise-wide Costs
Cross Reference Number: 10000-010-50-00-00000

<i>Description</i>	General Fund	Lottery Funds	Other Funds	Federal Funds	Nonlimited Other Funds	Nonlimited Federal Funds	All Funds
Special Payments							
Other Special Payments	4,651,420	-	1,463,101	3,277,270	-	-	9,391,791
Total Special Payments	\$4,651,420	-	\$1,463,101	\$3,277,270	-	-	\$9,391,791
Total Expenditures							
Total Expenditures	35,326,878	-	4,259,900	15,335,116	-	-	54,921,894
Total Expenditures	\$35,326,878	-	\$4,259,900	\$15,335,116	-	-	\$54,921,894
Ending Balance							
Ending Balance	-	-	-	-	-	-	-
Total Ending Balance	-	-	-	-	-	-	-

ESSENTIAL AND POLICY PACKAGE FISCAL IMPACT SUMMARY

Human Services, Dept. of
Pkg: 033 - Exceptional Inflation

Cross Reference Name: State Assessments and Enterprise-wide Costs
Cross Reference Number: 10000-010-50-00-00000

<i>Description</i>	General Fund	Lottery Funds	Other Funds	Federal Funds	Nonlimited Other Funds	Nonlimited Federal Funds	All Funds
Revenues							
General Fund Appropriation	11,039,415	-	-	-	-	-	11,039,415
Other Revenues	-	-	296,890	-	-	-	296,890
Federal Funds	-	-	-	7,789,872	-	-	7,789,872
Total Revenues	\$11,039,415	-	\$296,890	\$7,789,872	-	-	\$19,126,177
Special Payments							
Other Special Payments	11,039,415	-	296,890	7,789,872	-	-	19,126,177
Total Special Payments	\$11,039,415	-	\$296,890	\$7,789,872	-	-	\$19,126,177
Total Expenditures							
Total Expenditures	11,039,415	-	296,890	7,789,872	-	-	19,126,177
Total Expenditures	\$11,039,415	-	\$296,890	\$7,789,872	-	-	\$19,126,177
Ending Balance							
Ending Balance	-	-	-	-	-	-	-
Total Ending Balance	-	-	-	-	-	-	-

ESSENTIAL AND POLICY PACKAGE FISCAL IMPACT SUMMARY

Human Services, Dept. of
Pkg: 060 - Technical Adjustments

Cross Reference Name: State Assessments and Enterprise-wide Costs
Cross Reference Number: 10000-010-50-00-00000

<i>Description</i>	General Fund	Lottery Funds	Other Funds	Federal Funds	Nonlimited Other Funds	Nonlimited Federal Funds	All Funds
Revenues							
General Fund Appropriation	10,357,045	-	-	-	-	-	10,357,045
Other Revenues	-	-	238,312	-	-	-	238,312
Federal Funds	-	-	-	4,738,809	-	-	4,738,809
Total Revenues	\$10,357,045	-	\$238,312	\$4,738,809	-	-	\$15,334,166
Personal Services							
Mass Transit Tax	207,556	-	-	-	-	-	207,556
Total Personal Services	\$207,556	-	-	-	-	-	\$207,556
Services & Supplies							
Office Expenses	657,770	-	20,338	304,961	-	-	983,069
Telecommunications	249,321	-	5,923	114,041	-	-	369,285
Data Processing	485,557	-	10,862	229,854	-	-	726,273
Facilities Rental and Taxes	5,303,390	-	123,337	2,460,819	-	-	7,887,546
Expendable Prop 250 - 5000	2,145,904	-	48,370	1,012,768	-	-	3,207,042
IT Expendable Property	1,050,944	-	23,698	495,506	-	-	1,570,148
Total Services & Supplies	\$9,892,886	-	\$232,528	\$4,617,949	-	-	\$14,743,363
Special Payments							
Other Special Payments	256,603	-	5,784	120,860	-	-	383,247
Total Special Payments	\$256,603	-	\$5,784	\$120,860	-	-	\$383,247

ESSENTIAL AND POLICY PACKAGE FISCAL IMPACT SUMMARY

Human Services, Dept. of
Pkg: 060 - Technical Adjustments

Cross Reference Name: State Assessments and Enterprise-wide Costs
Cross Reference Number: 10000-010-50-00-00000

<i>Description</i>	General Fund	Lottery Funds	Other Funds	Federal Funds	Nonlimited Other Funds	Nonlimited Federal Funds	All Funds
Total Expenditures							
Total Expenditures	10,357,045	-	238,312	4,738,809	-	-	15,334,166
Total Expenditures	\$10,357,045	-	\$238,312	\$4,738,809	-	-	\$15,334,166
Ending Balance							
Ending Balance	-	-	-	-	-	-	-
Total Ending Balance	-	-	-	-	-	-	-

ESSENTIAL AND POLICY PACKAGE FISCAL IMPACT SUMMARY

Human Services, Dept. of
Pkg: 083 - June 2020 Eboard

Cross Reference Name: State Assessments and Enterprise-wide Costs
Cross Reference Number: 10000-010-50-00-00000

<i>Description</i>	General Fund	Lottery Funds	Other Funds	Federal Funds	Nonlimited Other Funds	Nonlimited Federal Funds	All Funds
Revenues							
General Fund Appropriation	-	-	-	-	-	-	-
Total Revenues	-	-	-	-	-	-	-
Personal Services							
Mass Transit Tax	-	-	-	-	-	-	-
Total Personal Services	-	-	-	-	-	-	-
Services & Supplies							
Office Expenses	-	-	-	-	-	-	-
Telecommunications	-	-	-	-	-	-	-
Data Processing	-	-	-	-	-	-	-
Facilities Rental and Taxes	-	-	-	-	-	-	-
Food and Kitchen Supplies	-	-	-	-	-	-	-
Expendable Prop 250 - 5000	-	-	-	-	-	-	-
IT Expendable Property	-	-	-	-	-	-	-
Total Services & Supplies	-	-	-	-	-	-	-
Special Payments							
Other Special Payments	-	-	-	-	-	-	-
Total Special Payments	-	-	-	-	-	-	-

ESSENTIAL AND POLICY PACKAGE FISCAL IMPACT SUMMARY

Human Services, Dept. of
Pkg: 083 - June 2020 Eboard

Cross Reference Name: State Assessments and Enterprise-wide Costs
Cross Reference Number: 10000-010-50-00-00000

<i>Description</i>	General Fund	Lottery Funds	Other Funds	Federal Funds	Nonlimited Other Funds	Nonlimited Federal Funds	All Funds
Total Expenditures							
Total Expenditures	-	-	-	-	-	-	-
Total Expenditures	-	-	-	-	-	-	-
Ending Balance							
Ending Balance	-	-	-	-	-	-	-
Total Ending Balance	-	-	-	-	-	-	-

ESSENTIAL AND POLICY PACKAGE FISCAL IMPACT SUMMARY

Human Services, Dept. of
Pkg: 084 - June 2020 Special Session

Cross Reference Name: State Assessments and Enterprise-wide Costs
Cross Reference Number: 10000-010-50-00-00000

<i>Description</i>	General Fund	Lottery Funds	Other Funds	Federal Funds	Nonlimited Other Funds	Nonlimited Federal Funds	All Funds
Revenues							
General Fund Appropriation	243,888	-	-	-	-	-	243,888
Total Revenues	\$243,888	-	-	-	-	-	\$243,888
Personal Services							
Mass Transit Tax	786	-	-	-	-	-	786
Total Personal Services	\$786	-	-	-	-	-	\$786
Services & Supplies							
Office Expenses	1,799	-	-	-	-	-	1,799
Telecommunications	726	-	-	-	-	-	726
Data Processing	1,591	-	-	-	-	-	1,591
Facilities Rental and Taxes	14,510	-	-	-	-	-	14,510
Food and Kitchen Supplies	680	-	-	-	-	-	680
Expendable Prop 250 - 5000	5,691	-	-	-	-	-	5,691
IT Expendable Property	2,982	-	-	-	-	-	2,982
Total Services & Supplies	\$27,979	-	-	-	-	-	\$27,979
Special Payments							
Other Special Payments	215,123	-	-	-	-	-	215,123
Total Special Payments	\$215,123	-	-	-	-	-	\$215,123

ESSENTIAL AND POLICY PACKAGE FISCAL IMPACT SUMMARY

Human Services, Dept. of
Pkg: 084 - June 2020 Special Session

Cross Reference Name: State Assessments and Enterprise-wide Costs
Cross Reference Number: 10000-010-50-00-00000

<i>Description</i>	General Fund	Lottery Funds	Other Funds	Federal Funds	Nonlimited Other Funds	Nonlimited Federal Funds	All Funds
Total Expenditures							
Total Expenditures	243,888	-	-	-	-	-	243,888
Total Expenditures	\$243,888	-	-	-	-	-	\$243,888
Ending Balance							
Ending Balance	-	-	-	-	-	-	-
Total Ending Balance	-	-	-	-	-	-	-

ESSENTIAL AND POLICY PACKAGE FISCAL IMPACT SUMMARY

Human Services, Dept. of
Pkg: 087 - August 2020 Special Session

Cross Reference Name: State Assessments and Enterprise-wide Costs
Cross Reference Number: 10000-010-50-00-00000

<i>Description</i>	General Fund	Lottery Funds	Other Funds	Federal Funds	Nonlimited Other Funds	Nonlimited Federal Funds	All Funds
Revenues							
General Fund Appropriation	495,691	-	-	-	-	-	495,691
Other Revenues	-	-	(174,714)	-	-	-	(174,714)
Federal Funds	-	-	-	(2,347,228)	-	-	(2,347,228)
Total Revenues	\$495,691	-	(\$174,714)	(\$2,347,228)	-	-	(\$2,026,251)
Personal Services							
Mass Transit Tax	(19,078)	-	-	-	-	-	(19,078)
Total Personal Services	(\$19,078)	-	-	-	-	-	(\$19,078)
Services & Supplies							
Office Expenses	19,673	-	(494)	(6,586)	-	-	12,593
Telecommunications	(13,446)	-	(199)	(10,921)	-	-	(24,566)
Data Processing	1,385	-	(437)	(14,563)	-	-	(13,615)
Facilities Rental and Taxes	144,161	-	(3,985)	(53,116)	-	-	87,060
Food and Kitchen Supplies	7,436	-	(187)	(2,489)	-	-	4,760
Other Services and Supplies	(3,697)	-	-	(1,223)	-	-	(4,920)
Expendable Prop 250 - 5000	56,542	-	(1,563)	(20,833)	-	-	34,146
IT Expendable Property	29,627	-	(819)	(10,916)	-	-	17,892
Total Services & Supplies	\$241,681	-	(\$7,684)	(\$120,647)	-	-	\$113,350
Special Payments							
Other Special Payments	273,088	-	(167,030)	(2,226,581)	-	-	(2,120,523)
Total Special Payments	\$273,088	-	(\$167,030)	(\$2,226,581)	-	-	(\$2,120,523)

ESSENTIAL AND POLICY PACKAGE FISCAL IMPACT SUMMARY

Human Services, Dept. of
Pkg: 087 - August 2020 Special Session

Cross Reference Name: State Assessments and Enterprise-wide Costs
Cross Reference Number: 10000-010-50-00-00000

<i>Description</i>	General Fund	Lottery Funds	Other Funds	Federal Funds	Nonlimited Other Funds	Nonlimited Federal Funds	All Funds
Total Expenditures							
Total Expenditures	495,691	-	(174,714)	(2,347,228)	-	-	(2,026,251)
Total Expenditures	\$495,691	-	(\$174,714)	(\$2,347,228)	-	-	(\$2,026,251)
Ending Balance							
Ending Balance	-	-	-	-	-	-	-
Total Ending Balance	-	-	-	-	-	-	-

ESSENTIAL AND POLICY PACKAGE FISCAL IMPACT SUMMARY

Human Services, Dept. of
Pkg: 088 - September 2020 Emergency Board

Cross Reference Name: State Assessments and Enterprise-wide Costs
Cross Reference Number: 10000-010-50-00-00000

<i>Description</i>	General Fund	Lottery Funds	Other Funds	Federal Funds	Nonlimited Other Funds	Nonlimited Federal Funds	All Funds
Revenues							
Other Revenues	-	-	7,160,187	-	-	-	7,160,187
Total Revenues	-	-	\$7,160,187	-	-	-	\$7,160,187
Services & Supplies							
Instate Travel	-	-	870	-	-	-	870
Office Expenses	-	-	286,947	-	-	-	286,947
Telecommunications	-	-	112,455	-	-	-	112,455
State Gov. Service Charges	-	-	-	-	-	-	-
Data Processing	-	-	18,487	-	-	-	18,487
Professional Services	-	-	17,486	-	-	-	17,486
Attorney General	-	-	3,554	-	-	-	3,554
Facilities Rental and Taxes	-	-	990,037	-	-	-	990,037
Fuels and Utilities	-	-	49,455	-	-	-	49,455
Facilities Maintenance	-	-	64,359	-	-	-	64,359
Food and Kitchen Supplies	-	-	3,207,115	-	-	-	3,207,115
Other Services and Supplies	-	-	1,772,857	-	-	-	1,772,857
Expendable Prop 250 - 5000	-	-	3,589	-	-	-	3,589
IT Expendable Property	-	-	632,976	-	-	-	632,976
Total Services & Supplies	-	-	\$7,160,187	-	-	-	\$7,160,187
Total Expenditures							
Total Expenditures	-	-	7,160,187	-	-	-	7,160,187
Total Expenditures	-	-	\$7,160,187	-	-	-	\$7,160,187

ESSENTIAL AND POLICY PACKAGE FISCAL IMPACT SUMMARY

Human Services, Dept. of
Pkg: 088 - September 2020 Emergency Board

Cross Reference Name: State Assessments and Enterprise-wide Costs
Cross Reference Number: 10000-010-50-00-00000

<i>Description</i>	General Fund	Lottery Funds	Other Funds	Federal Funds	Nonlimited Other Funds	Nonlimited Federal Funds	All Funds
Ending Balance							
Ending Balance	-	-	-	-	-	-	-
Total Ending Balance	-	-	-	-	-	-	-

ESSENTIAL AND POLICY PACKAGE FISCAL IMPACT SUMMARY

Human Services, Dept. of
Pkg: 090 - Analyst Adjustments

Cross Reference Name: State Assessments and Enterprise-wide Costs
Cross Reference Number: 10000-010-50-00-00000

<i>Description</i>	General Fund	Lottery Funds	Other Funds	Federal Funds	Nonlimited Other Funds	Nonlimited Federal Funds	All Funds
Revenues							
General Fund Appropriation	(3,247,277)	-	-	-	-	-	(3,247,277)
Other Revenues	-	-	(126,302)	-	-	-	(126,302)
Federal Funds	-	-	-	(2,367,838)	-	-	(2,367,838)
Total Revenues	(\$3,247,277)	-	(\$126,302)	(\$2,367,838)	-	-	(\$5,741,417)
Special Payments							
Other Special Payments	(3,247,277)	-	(126,302)	(2,367,838)	-	-	(5,741,417)
Total Special Payments	(\$3,247,277)	-	(\$126,302)	(\$2,367,838)	-	-	(\$5,741,417)
Total Expenditures							
Total Expenditures	(3,247,277)	-	(126,302)	(2,367,838)	-	-	(5,741,417)
Total Expenditures	(\$3,247,277)	-	(\$126,302)	(\$2,367,838)	-	-	(\$5,741,417)
Ending Balance							
Ending Balance	-	-	-	-	-	-	-
Total Ending Balance	-	-	-	-	-	-	-

ESSENTIAL AND POLICY PACKAGE FISCAL IMPACT SUMMARY

Human Services, Dept. of
Pkg: 091 - Elimination of S&S Inflation

Cross Reference Name: State Assessments and Enterprise-wide Costs
Cross Reference Number: 10000-010-50-00-00000

<i>Description</i>	General Fund	Lottery Funds	Other Funds	Federal Funds	Nonlimited Other Funds	Nonlimited Federal Funds	All Funds
Revenues							
General Fund Appropriation	(2,063,522)	-	-	-	-	-	(2,063,522)
Federal Funds	-	-	-	(1,770,248)	-	-	(1,770,248)
Total Revenues	(\$2,063,522)	-	-	(\$1,770,248)	-	-	(\$3,833,770)
Services & Supplies							
Instate Travel	(2,699)	-	(39)	(1,201)	-	-	(3,939)
Office Expenses	(108,770)	-	(2,299)	(70,297)	-	-	(181,366)
Telecommunications	(269,462)	-	(3,113)	(230,767)	-	-	(503,342)
Data Processing	(770,972)	-	(5,082)	(805,616)	-	-	(1,581,670)
Publicity and Publications	(31)	-	(1)	(27)	-	-	(59)
Professional Services	(21,343)	-	(604)	(18,934)	-	-	(40,881)
Fuels and Utilities	(162,690)	-	(4,190)	(157,916)	-	-	(324,796)
Facilities Maintenance	(211,648)	-	(5,141)	(213,021)	-	-	(429,810)
Agency Program Related S and S	(68,476)	-	-	(21,600)	-	-	(90,076)
Other Services and Supplies	(107,953)	-	(53,755)	(32,221)	-	-	(193,929)
Expendable Prop 250 - 5000	(231,219)	-	(1,575)	(121,555)	-	-	(354,349)
IT Expendable Property	(108,259)	-	(569)	(97,093)	-	-	(205,921)
Total Services & Supplies	(\$2,063,522)	-	(\$76,368)	(\$1,770,248)	-	-	(\$3,910,138)
Total Expenditures							
Total Expenditures	(2,063,522)	-	(76,368)	(1,770,248)	-	-	(3,910,138)
Total Expenditures	(\$2,063,522)	-	(\$76,368)	(\$1,770,248)	-	-	(\$3,910,138)

ESSENTIAL AND POLICY PACKAGE FISCAL IMPACT SUMMARY

Human Services, Dept. of
Pkg: 091 - Elimination of S&S Inflation

Cross Reference Name: State Assessments and Enterprise-wide Costs
Cross Reference Number: 10000-010-50-00-00000

<i>Description</i>	General Fund	Lottery Funds	Other Funds	Federal Funds	Nonlimited Other Funds	Nonlimited Federal Funds	All Funds
Ending Balance							
Ending Balance	-	-	76,368	-	-	-	76,368
Total Ending Balance	-	-	\$76,368	-	-	-	\$76,368

ESSENTIAL AND POLICY PACKAGE FISCAL IMPACT SUMMARY

Human Services, Dept. of
Pkg: 095 - DHS/OHA Reshoot

Cross Reference Name: State Assessments and Enterprise-wide Costs
Cross Reference Number: 10000-010-50-00-00000

<i>Description</i>	General Fund	Lottery Funds	Other Funds	Federal Funds	Nonlimited Other Funds	Nonlimited Federal Funds	All Funds
Revenues							
General Fund Appropriation	3,087,275	-	-	-	-	-	3,087,275
Other Revenues	-	-	274,927	-	-	-	274,927
Federal Funds	-	-	-	1,926,582	-	-	1,926,582
Total Revenues	\$3,087,275	-	\$274,927	\$1,926,582	-	-	\$5,288,784
Services & Supplies							
Office Expenses	2,950,246	-	272,541	1,827,270	-	-	5,050,057
Total Services & Supplies	\$2,950,246	-	\$272,541	\$1,827,270	-	-	\$5,050,057
Special Payments							
Other Special Payments	137,029	-	2,386	99,312	-	-	238,727
Total Special Payments	\$137,029	-	\$2,386	\$99,312	-	-	\$238,727
Total Expenditures							
Total Expenditures	3,087,275	-	274,927	1,926,582	-	-	5,288,784
Total Expenditures	\$3,087,275	-	\$274,927	\$1,926,582	-	-	\$5,288,784
Ending Balance							
Ending Balance	-	-	-	-	-	-	-
Total Ending Balance	-	-	-	-	-	-	-

ESSENTIAL AND POLICY PACKAGE FISCAL IMPACT SUMMARY

Human Services, Dept. of
Pkg: 096 - Statewide Adjustment DAS Chgs

Cross Reference Name: State Assessments and Enterprise-wide Costs
Cross Reference Number: 10000-010-50-00-00000

<i>Description</i>	General Fund	Lottery Funds	Other Funds	Federal Funds	Nonlimited Other Funds	Nonlimited Federal Funds	All Funds
Revenues							
General Fund Appropriation	(18,250,756)	-	-	-	-	-	(18,250,756)
Federal Funds	-	-	-	(10,607,965)	-	-	(10,607,965)
Total Revenues	(\$18,250,756)	-	-	(\$10,607,965)	-	-	(\$28,858,721)
Services & Supplies							
Office Expenses	(382,590)	-	(17,623)	(321,703)	-	-	(721,916)
State Gov. Service Charges	(14,382,228)	-	(555,342)	(7,958,158)	-	-	(22,895,728)
Data Processing	(2,185,444)	-	(48,605)	(1,366,353)	-	-	(3,600,402)
Facilities Rental and Taxes	(803,438)	-	(37,007)	(675,577)	-	-	(1,516,022)
Other Services and Supplies	(497,056)	-	(17,899)	(286,174)	-	-	(801,129)
Total Services & Supplies	(\$18,250,756)	-	(\$676,476)	(\$10,607,965)	-	-	(\$29,535,197)
Total Expenditures							
Total Expenditures	(18,250,756)	-	(676,476)	(10,607,965)	-	-	(29,535,197)
Total Expenditures	(\$18,250,756)	-	(\$676,476)	(\$10,607,965)	-	-	(\$29,535,197)
Ending Balance							
Ending Balance	-	-	676,476	-	-	-	676,476
Total Ending Balance	-	-	\$676,476	-	-	-	\$676,476

ESSENTIAL AND POLICY PACKAGE FISCAL IMPACT SUMMARY

Human Services, Dept. of
Pkg: 097 - Statewide AG Adjustment

Cross Reference Name: State Assessments and Enterprise-wide Costs
Cross Reference Number: 10000-010-50-00-00000

<i>Description</i>	General Fund	Lottery Funds	Other Funds	Federal Funds	Nonlimited Other Funds	Nonlimited Federal Funds	All Funds
Revenues							
General Fund Appropriation	(5,684)	-	-	-	-	-	(5,684)
Federal Funds	-	-	-	(4,992)	-	-	(4,992)
Total Revenues	(\$5,684)	-	-	(\$4,992)	-	-	(\$10,676)
Services & Supplies							
Attorney General	(5,684)	-	(133)	(4,992)	-	-	(10,809)
Total Services & Supplies	(\$5,684)	-	(\$133)	(\$4,992)	-	-	(\$10,809)
Total Expenditures							
Total Expenditures	(5,684)	-	(133)	(4,992)	-	-	(10,809)
Total Expenditures	(\$5,684)	-	(\$133)	(\$4,992)	-	-	(\$10,809)
Ending Balance							
Ending Balance	-	-	133	-	-	-	133
Total Ending Balance	-	-	\$133	-	-	-	\$133

ESSENTIAL AND POLICY PACKAGE FISCAL IMPACT SUMMARY

Human Services, Dept. of
Pkg: 099 - Microsoft 365 Consolidation

Cross Reference Name: State Assessments and Enterprise-wide Costs
Cross Reference Number: 10000-010-50-00-00000

<i>Description</i>	General Fund	Lottery Funds	Other Funds	Federal Funds	Nonlimited Other Funds	Nonlimited Federal Funds	All Funds
Revenues							
General Fund Appropriation	(4,141,290)	-	-	-	-	-	(4,141,290)
Federal Funds	-	-	-	(2,363,317)	-	-	(2,363,317)
Total Revenues	(\$4,141,290)	-	-	(\$2,363,317)	-	-	(\$6,504,607)
Services & Supplies							
State Gov. Service Charges	-	-	-	-	-	-	-
Other Services and Supplies	(4,141,290)	-	(157,191)	(2,363,317)	-	-	(6,661,798)
Total Services & Supplies	(\$4,141,290)	-	(\$157,191)	(\$2,363,317)	-	-	(\$6,661,798)
Total Expenditures							
Total Expenditures	(4,141,290)	-	(157,191)	(2,363,317)	-	-	(6,661,798)
Total Expenditures	(\$4,141,290)	-	(\$157,191)	(\$2,363,317)	-	-	(\$6,661,798)
Ending Balance							
Ending Balance	-	-	157,191	-	-	-	157,191
Total Ending Balance	-	-	\$157,191	-	-	-	\$157,191

ESSENTIAL AND POLICY PACKAGE FISCAL IMPACT SUMMARY

Human Services, Dept. of
Pkg: 118 - CW Stabilization

Cross Reference Name: State Assessments and Enterprise-wide Costs
Cross Reference Number: 10000-010-50-00-00000

<i>Description</i>	General Fund	Lottery Funds	Other Funds	Federal Funds	Nonlimited Other Funds	Nonlimited Federal Funds	All Funds
Revenues							
General Fund Appropriation	459,080	-	-	-	-	-	459,080
Other Revenues	-	-	44,040	-	-	-	44,040
Federal Funds	-	-	-	439,949	-	-	439,949
Total Revenues	\$459,080	-	\$44,040	\$439,949	-	-	\$943,069
Services & Supplies							
Food and Kitchen Supplies	76,690	-	7,366	73,504	-	-	157,560
Total Services & Supplies	\$76,690	-	\$7,366	\$73,504	-	-	\$157,560
Special Payments							
Other Special Payments	382,390	-	36,674	366,445	-	-	785,509
Total Special Payments	\$382,390	-	\$36,674	\$366,445	-	-	\$785,509
Total Expenditures							
Total Expenditures	459,080	-	44,040	439,949	-	-	943,069
Total Expenditures	\$459,080	-	\$44,040	\$439,949	-	-	\$943,069
Ending Balance							
Ending Balance	-	-	-	-	-	-	-
Total Ending Balance	-	-	-	-	-	-	-

ESSENTIAL AND POLICY PACKAGE FISCAL IMPACT SUMMARY

Human Services, Dept. of
Pkg: 125 - EAU Business Process Change/Prog Integrity

Cross Reference Name: State Assessments and Enterprise-wide Costs
Cross Reference Number: 10000-010-50-00-00000

<i>Description</i>	General Fund	Lottery Funds	Other Funds	Federal Funds	Nonlimited Other Funds	Nonlimited Federal Funds	All Funds
Revenues							
General Fund Appropriation	748,860	-	-	-	-	-	748,860
Total Revenues	\$748,860	-	-	-	-	-	\$748,860
Services & Supplies							
Food and Kitchen Supplies	105,617	-	-	-	-	-	105,617
Total Services & Supplies	\$105,617	-	-	-	-	-	\$105,617
Special Payments							
Other Special Payments	643,243	-	-	-	-	-	643,243
Total Special Payments	\$643,243	-	-	-	-	-	\$643,243
Total Expenditures							
Total Expenditures	748,860	-	-	-	-	-	748,860
Total Expenditures	\$748,860	-	-	-	-	-	\$748,860
Ending Balance							
Ending Balance	-	-	-	-	-	-	-
Total Ending Balance	-	-	-	-	-	-	-

ESSENTIAL AND POLICY PACKAGE FISCAL IMPACT SUMMARY

Human Services, Dept. of
Pkg: 126 - Child Abuse Investigations – Third Party

Cross Reference Name: State Assessments and Enterprise-wide Costs
Cross Reference Number: 10000-010-50-00-00000

<i>Description</i>	General Fund	Lottery Funds	Other Funds	Federal Funds	Nonlimited Other Funds	Nonlimited Federal Funds	All Funds
Revenues							
General Fund Appropriation	-	-	-	-	-	-	-
Total Revenues	-	-	-	-	-	-	-
Services & Supplies							
Food and Kitchen Supplies	-	-	-	-	-	-	-
Total Services & Supplies	-	-	-	-	-	-	-
Special Payments							
Other Special Payments	-	-	-	-	-	-	-
Total Special Payments	-	-	-	-	-	-	-
Total Expenditures							
Total Expenditures	-	-	-	-	-	-	-
Total Expenditures	-	-	-	-	-	-	-
Ending Balance							
Ending Balance	-	-	-	-	-	-	-
Total Ending Balance	-	-	-	-	-	-	-

ESSENTIAL AND POLICY PACKAGE FISCAL IMPACT SUMMARY

Human Services, Dept. of
Pkg: 127 - National Directory of New Hires

Cross Reference Name: State Assessments and Enterprise-wide Costs
Cross Reference Number: 10000-010-50-00-00000

<i>Description</i>	General Fund	Lottery Funds	Other Funds	Federal Funds	Nonlimited Other Funds	Nonlimited Federal Funds	All Funds
Revenues							
General Fund Appropriation	-	-	-	-	-	-	-
Total Revenues	-	-	-	-	-	-	-
Services & Supplies							
Food and Kitchen Supplies	-	-	-	-	-	-	-
Total Services & Supplies	-	-	-	-	-	-	-
Special Payments							
Other Special Payments	-	-	-	-	-	-	-
Total Special Payments	-	-	-	-	-	-	-
Total Expenditures							
Total Expenditures	-	-	-	-	-	-	-
Total Expenditures	-	-	-	-	-	-	-
Ending Balance							
Ending Balance	-	-	-	-	-	-	-
Total Ending Balance	-	-	-	-	-	-	-

ESSENTIAL AND POLICY PACKAGE FISCAL IMPACT SUMMARY

Human Services, Dept. of
Pkg: 128 - Emergency Management

Cross Reference Name: State Assessments and Enterprise-wide Costs
Cross Reference Number: 10000-010-50-00-00000

<i>Description</i>	General Fund	Lottery Funds	Other Funds	Federal Funds	Nonlimited Other Funds	Nonlimited Federal Funds	All Funds
Revenues							
General Fund Appropriation	-	-	-	-	-	-	-
Total Revenues	-	-	-	-	-	-	-
Services & Supplies							
Food and Kitchen Supplies	-	-	-	-	-	-	-
Total Services & Supplies	-	-	-	-	-	-	-
Special Payments							
Other Special Payments	-	-	-	-	-	-	-
Total Special Payments	-	-	-	-	-	-	-
Total Expenditures							
Total Expenditures	-	-	-	-	-	-	-
Total Expenditures	-	-	-	-	-	-	-
Ending Balance							
Ending Balance	-	-	-	-	-	-	-
Total Ending Balance	-	-	-	-	-	-	-

ESSENTIAL AND POLICY PACKAGE FISCAL IMPACT SUMMARY

Human Services, Dept. of
Pkg: 129 - Continuity of Operations

Cross Reference Name: State Assessments and Enterprise-wide Costs
Cross Reference Number: 10000-010-50-00-00000

<i>Description</i>	General Fund	Lottery Funds	Other Funds	Federal Funds	Nonlimited Other Funds	Nonlimited Federal Funds	All Funds
Revenues							
General Fund Appropriation	-	-	-	-	-	-	-
Total Revenues	-	-	-	-	-	-	-
Services & Supplies							
Food and Kitchen Supplies	-	-	-	-	-	-	-
Total Services & Supplies	-	-	-	-	-	-	-
Special Payments							
Other Special Payments	-	-	-	-	-	-	-
Total Special Payments	-	-	-	-	-	-	-
Total Expenditures							
Total Expenditures	-	-	-	-	-	-	-
Total Expenditures	-	-	-	-	-	-	-
Ending Balance							
Ending Balance	-	-	-	-	-	-	-
Total Ending Balance	-	-	-	-	-	-	-

ESSENTIAL AND POLICY PACKAGE FISCAL IMPACT SUMMARY

Human Services, Dept. of
Pkg: 203 - Critical Systems

Cross Reference Name: State Assessments and Enterprise-wide Costs
Cross Reference Number: 10000-010-50-00-00000

<i>Description</i>	General Fund	Lottery Funds	Other Funds	Federal Funds	Nonlimited Other Funds	Nonlimited Federal Funds	All Funds
Revenues							
General Fund Appropriation	-	-	-	-	-	-	-
Other Revenues	-	-	-	-	-	-	-
Federal Funds	-	-	-	-	-	-	-
Total Revenues	-	-	-	-	-	-	-
Special Payments							
Other Special Payments	-	-	-	-	-	-	-
Total Special Payments	-	-	-	-	-	-	-
Total Expenditures							
Total Expenditures	-	-	-	-	-	-	-
Total Expenditures	-	-	-	-	-	-	-
Ending Balance							
Ending Balance	-	-	-	-	-	-	-
Total Ending Balance	-	-	-	-	-	-	-

ESSENTIAL AND POLICY PACKAGE FISCAL IMPACT SUMMARY

Human Services, Dept. of
Pkg: 204 - Modernization: Financial Systems

Cross Reference Name: State Assessments and Enterprise-wide Costs
Cross Reference Number: 10000-010-50-00-00000

<i>Description</i>	General Fund	Lottery Funds	Other Funds	Federal Funds	Nonlimited Other Funds	Nonlimited Federal Funds	All Funds
Revenues							
General Fund Appropriation	-	-	-	-	-	-	-
Other Revenues	-	-	-	-	-	-	-
Federal Funds	-	-	-	-	-	-	-
Total Revenues	-	-	-	-	-	-	-
Services & Supplies							
Food and Kitchen Supplies	-	-	-	-	-	-	-
Total Services & Supplies	-	-	-	-	-	-	-
Special Payments							
Other Special Payments	-	-	-	-	-	-	-
Total Special Payments	-	-	-	-	-	-	-
Total Expenditures							
Total Expenditures	-	-	-	-	-	-	-
Total Expenditures	-	-	-	-	-	-	-
Ending Balance							
Ending Balance	-	-	-	-	-	-	-
Total Ending Balance	-	-	-	-	-	-	-

ESSENTIAL AND POLICY PACKAGE FISCAL IMPACT SUMMARY

Human Services, Dept. of
Pkg: 206 - Integrated Eligibility

Cross Reference Name: State Assessments and Enterprise-wide Costs
Cross Reference Number: 10000-010-50-00-00000

<i>Description</i>	General Fund	Lottery Funds	Other Funds	Federal Funds	Nonlimited Other Funds	Nonlimited Federal Funds	All Funds
Revenues							
General Fund Appropriation	9,131,916	-	-	-	-	-	9,131,916
Federal Funds	-	-	-	12,036,638	-	-	12,036,638
Total Revenues	\$9,131,916	-	-	\$12,036,638	-	-	\$21,168,554
Services & Supplies							
Telecommunications	16,213	-	-	13,553	-	-	29,766
Data Processing	110,387	-	-	77,106	-	-	187,493
Facilities Rental and Taxes	1,805,316	-	-	1,145,979	-	-	2,951,295
Other Services and Supplies	7,200,000	-	-	10,800,000	-	-	18,000,000
Total Services & Supplies	\$9,131,916	-	-	\$12,036,638	-	-	\$21,168,554
Total Expenditures							
Total Expenditures	9,131,916	-	-	12,036,638	-	-	21,168,554
Total Expenditures	\$9,131,916	-	-	\$12,036,638	-	-	\$21,168,554
Ending Balance							
Ending Balance	-	-	-	-	-	-	-
Total Ending Balance	-	-	-	-	-	-	-

ESSENTIAL AND POLICY PACKAGE FISCAL IMPACT SUMMARY

Human Services, Dept. of
Pkg: 209 - CJIS Security

Cross Reference Name: State Assessments and Enterprise-wide Costs
Cross Reference Number: 10000-010-50-00-00000

<i>Description</i>	General Fund	Lottery Funds	Other Funds	Federal Funds	Nonlimited Other Funds	Nonlimited Federal Funds	All Funds
Revenues							
General Fund Appropriation	-	-	-	-	-	-	-
Other Revenues	-	-	-	-	-	-	-
Federal Funds	-	-	-	-	-	-	-
Total Revenues	-	-	-	-	-	-	-
Services & Supplies							
Food and Kitchen Supplies	-	-	-	-	-	-	-
Total Services & Supplies	-	-	-	-	-	-	-
Special Payments							
Other Special Payments	-	-	-	-	-	-	-
Total Special Payments	-	-	-	-	-	-	-
Total Expenditures							
Total Expenditures	-	-	-	-	-	-	-
Total Expenditures	-	-	-	-	-	-	-
Ending Balance							
Ending Balance	-	-	-	-	-	-	-
Total Ending Balance	-	-	-	-	-	-	-

ESSENTIAL AND POLICY PACKAGE FISCAL IMPACT SUMMARY

Human Services, Dept. of
Pkg: 210 - Risk Audit Remediation

Cross Reference Name: State Assessments and Enterprise-wide Costs
Cross Reference Number: 10000-010-50-00-00000

<i>Description</i>	General Fund	Lottery Funds	Other Funds	Federal Funds	Nonlimited Other Funds	Nonlimited Federal Funds	All Funds
Revenues							
General Fund Appropriation	-	-	-	-	-	-	-
Other Revenues	-	-	-	-	-	-	-
Federal Funds	-	-	-	-	-	-	-
Total Revenues	-	-	-	-	-	-	-
Special Payments							
Other Special Payments	-	-	-	-	-	-	-
Total Special Payments	-	-	-	-	-	-	-
Total Expenditures							
Total Expenditures	-	-	-	-	-	-	-
Total Expenditures	-	-	-	-	-	-	-
Ending Balance							
Ending Balance	-	-	-	-	-	-	-
Total Ending Balance	-	-	-	-	-	-	-

ESSENTIAL AND POLICY PACKAGE FISCAL IMPACT SUMMARY

Human Services, Dept. of
Pkg: 211 - Remote Access

Cross Reference Name: State Assessments and Enterprise-wide Costs
Cross Reference Number: 10000-010-50-00-00000

<i>Description</i>	General Fund	Lottery Funds	Other Funds	Federal Funds	Nonlimited Other Funds	Nonlimited Federal Funds	All Funds
Revenues							
General Fund Appropriation	-	-	-	-	-	-	-
Other Revenues	-	-	-	-	-	-	-
Federal Funds	-	-	-	-	-	-	-
Total Revenues	-	-	-	-	-	-	-
Special Payments							
Other Special Payments	-	-	-	-	-	-	-
Total Special Payments	-	-	-	-	-	-	-
Total Expenditures							
Total Expenditures	-	-	-	-	-	-	-
Total Expenditures	-	-	-	-	-	-	-
Ending Balance							
Ending Balance	-	-	-	-	-	-	-
Total Ending Balance	-	-	-	-	-	-	-

ESSENTIAL AND POLICY PACKAGE FISCAL IMPACT SUMMARY

Human Services, Dept. of
Pkg: 212 - Increase IT Project Capacity

Cross Reference Name: State Assessments and Enterprise-wide Costs
Cross Reference Number: 10000-010-50-00-00000

<i>Description</i>	General Fund	Lottery Funds	Other Funds	Federal Funds	Nonlimited Other Funds	Nonlimited Federal Funds	All Funds
Revenues							
General Fund Appropriation	-	-	-	-	-	-	-
Other Revenues	-	-	-	-	-	-	-
Federal Funds	-	-	-	-	-	-	-
Total Revenues	-	-	-	-	-	-	-
Special Payments							
Other Special Payments	-	-	-	-	-	-	-
Total Special Payments	-	-	-	-	-	-	-
Total Expenditures							
Total Expenditures	-	-	-	-	-	-	-
Total Expenditures	-	-	-	-	-	-	-
Ending Balance							
Ending Balance	-	-	-	-	-	-	-
Total Ending Balance	-	-	-	-	-	-	-