

2021–23

Governor's Budget

Section 2

**Oregon Department of Human Services
2021-23 Governor's Budget
Table of Contents**

Section 2:

<https://www.oregon.gov/dhs/ABOUTDHS/DHSBUDGET/20212023Budget/ODHS-2021-2023-Governor-Budget-Section2.pdf>

Table of Contents

Program Units

Self Sufficiency Program

Narrative
Program Unit Forms
Budget Summary
Revenue
ORBITS Reports

Child Welfare

Narrative
Program Unit Forms
Budget Summary
Revenue
ORBITS Reports

VR - Basic Rehabilitative Services

Narrative
Program Unit Forms
Budget Summary
Revenue
ORBITS Reports

Aging and People with Disabilities

Narrative
Program Unit Forms
Budget Summary
Revenue
ORBITS Reports

**Oregon Department of Human Services
2021-23 Governor's Budget
Table of Contents**

Intellectual & Developmental Disabilities

Narrative

Program Unit Forms

Budget Summary

Revenue

ORBITS Reports

Oregon Department of Human Services Self-Sufficiency Programs

Mission

To provide a safety net, family stability and a connection to careers that guide Oregonians out of poverty

Program

Self-Sufficiency Programs (SSP) provides low- or no-income Oregonians with benefits and services to help them find stability and stop multi-generational poverty. With our lens focused on equity, we adapt services and policy to eliminate discrimination and disparities in how we deliver our services. SSP benefits prioritize the safety and healthy development of children, the strength of the individual and family, and the prevention of abuse or neglect that often leads to out-of-home placements in the more expensive foster care program.

SSP works to achieve its mission by focusing its efforts on five foundational operating principles:

- Family Engagement
- Economic Stability
- Collective Impact
- Integrity and Stewardship
- Professional Development

The benefits offered through SSP are:

- Employment Related Day Care (ERDC)
- Oregon Health Plan
- Refugee Program
- Supplemental Nutrition Assistance Program (SNAP)
 - SNAP-related programs, such as the SNAP Employment and Training Program (STEP) and Able-Bodied Adults without Dependents (ABAWD) Program

- Temporary Assistance for Domestic Violence Survivors (TA-DVS)
- Temporary Assistance for Needy Families (TANF)
 - TANF-related programs, such as the Job Opportunity and Basic Skills (JOBS) program and Family Support and Connections (FS&C)
- Youth Services

SSP is seeing an increase in caseloads, driven by several factors, including the housing crisis, COVID-19 pandemic, economic conditions, and a shortage of available and affordable childcare and attainable living-wage jobs.

Just a few months ago, customers were working but had lower wages or fewer hours and didn't earn enough to make ends meet on their own. Now, more Oregonians have lost their jobs, increasing the need for SSP benefits. In addition, poverty and disparity factors, such as geography (rural/urban), education, English language proficiency, race/ethnicity, and age, are creating an even larger gap and continue to affect the ability for families to achieve economic stability.

When Oregonians find themselves needing additional assistance, they can apply for benefits online, by phone or in-person through a network of local offices in every county.

BENEFITS OVERVIEW

Employment Related Day Care (ERDC)

ERDC assists low-income working and self-employed families with childcare costs. The program has a dual generational goal to help families maintain stable employment while helping children access high-quality childcare, increasing their likelihood of success in school.

Families in this program pay a share of the childcare cost, called the copay. The amount of the copay is based on a sliding scale using family size and income.

Working families may qualify for childcare assistance while they are attending school, searching for a job after a lay-off or temporary loss of employment, or during periods of medical leave.

Payments are made directly to childcare providers approved for payment by ODHS. All ODHS-approved providers must meet specific health and safety requirements before they are eligible to receive payments. ODHS rates are set with the intention to allow ERDC families the same access to childcare as families that pay privately.

ERDC also works with providers and other childcare partners across the state to help families find and keep high-quality childcare, improve the availability of quality childcare in Oregon, and to develop resources for families and childcare providers.

Oregon Health Plan (OHP)

The Oregon Health Plan (OHP) is the state's medical assistance program, serving more than 1 million Oregonians. Funded by Medicaid, Children's Health Insurance Program and state resources, OHP offers free health care for people who meet income and other requirements, including age and disability status. OHP covers physical, dental and behavioral health care. Most members receive their care through regional networks called Coordinated Care Organizations (CCOs).

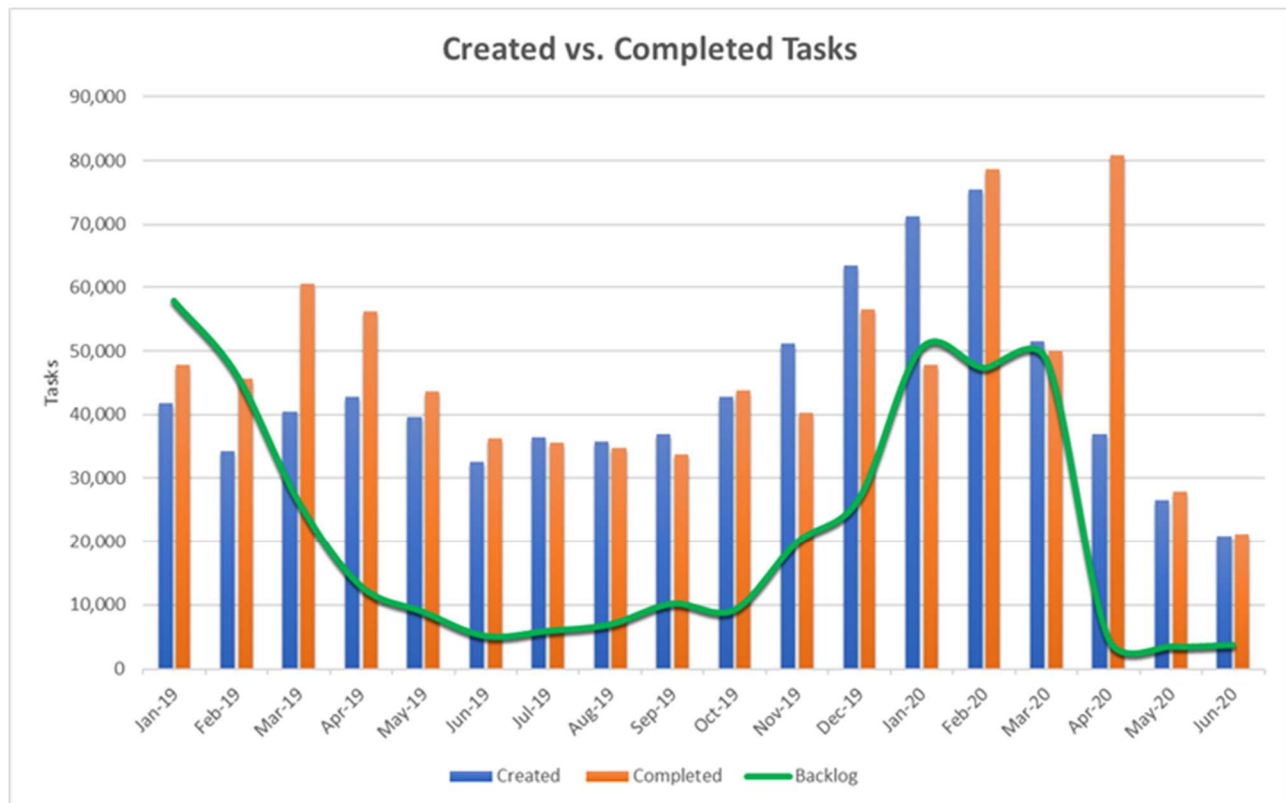
The Oregon Health Plan also serves some of the state's most vulnerable populations including Breast and Cervical Cancer patients, those with emergency medical needs, Heritage Native Americans, a sub portion of the state's aging and people with disabilities population, and more.

ODHS is currently implementing the Integrated Eligibility (IE) project, which will allow OHP eligibility staff to better serve Oregonians by processing other Self-Sufficiency benefit programs.

As part of the IE project, OHP has opened many new medical processing locations across the state to include both rural and urban areas. Opening these new locations has widened our ability to offer customer service in less populated areas and included cross training for staff to process work on a statewide level.

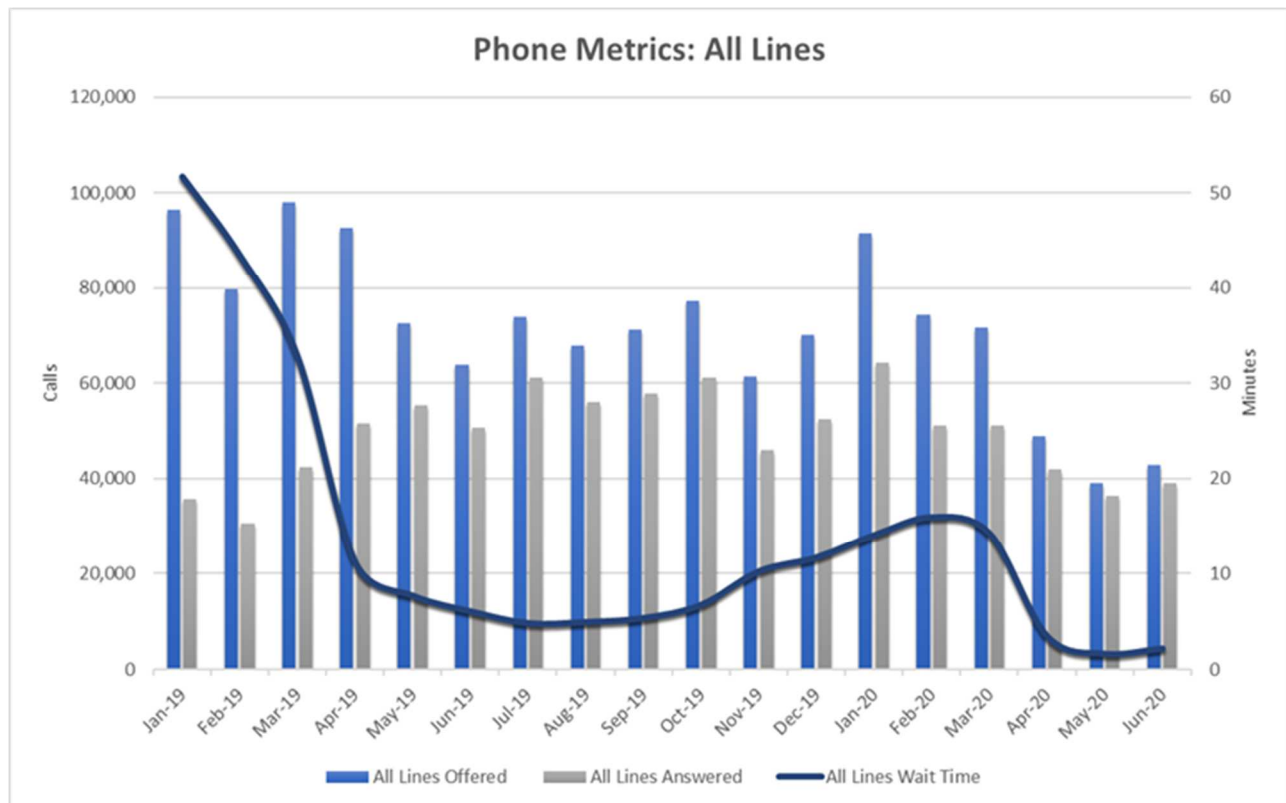
Oregon Health Plan Task Processing Metrics

Task Processing Metrics			
Month	Created	Completed	Backlog
Jan-19	41,881	47,909	57,815
Feb-19	34,204	45,706	46,319
Mar-19	40,435	60,495	26,279
Apr-19	42,839	56,249	12,903
May-19	39,600	43,666	8,857
Jun-19	32,553	36,352	5,070
Jul-19	36,373	35,581	5,870
Aug-19	35,843	34,836	6,878
Sep-19	36,938	33,693	10,128
Oct-19	42,829	43,780	9,167
Nov-19	51,132	40,380	19,798
Dec-19	63,584	56,606	26,759
Jan-20	71,294	47,756	50,417
Feb-20	75,553	78,696	47,274
Mar-20	51,475	50,078	48,677
Apr-20	36,901	80,900	4,710
May-20	26,580	27,845	3,438
Jun-20	20,904	21,151	3,668



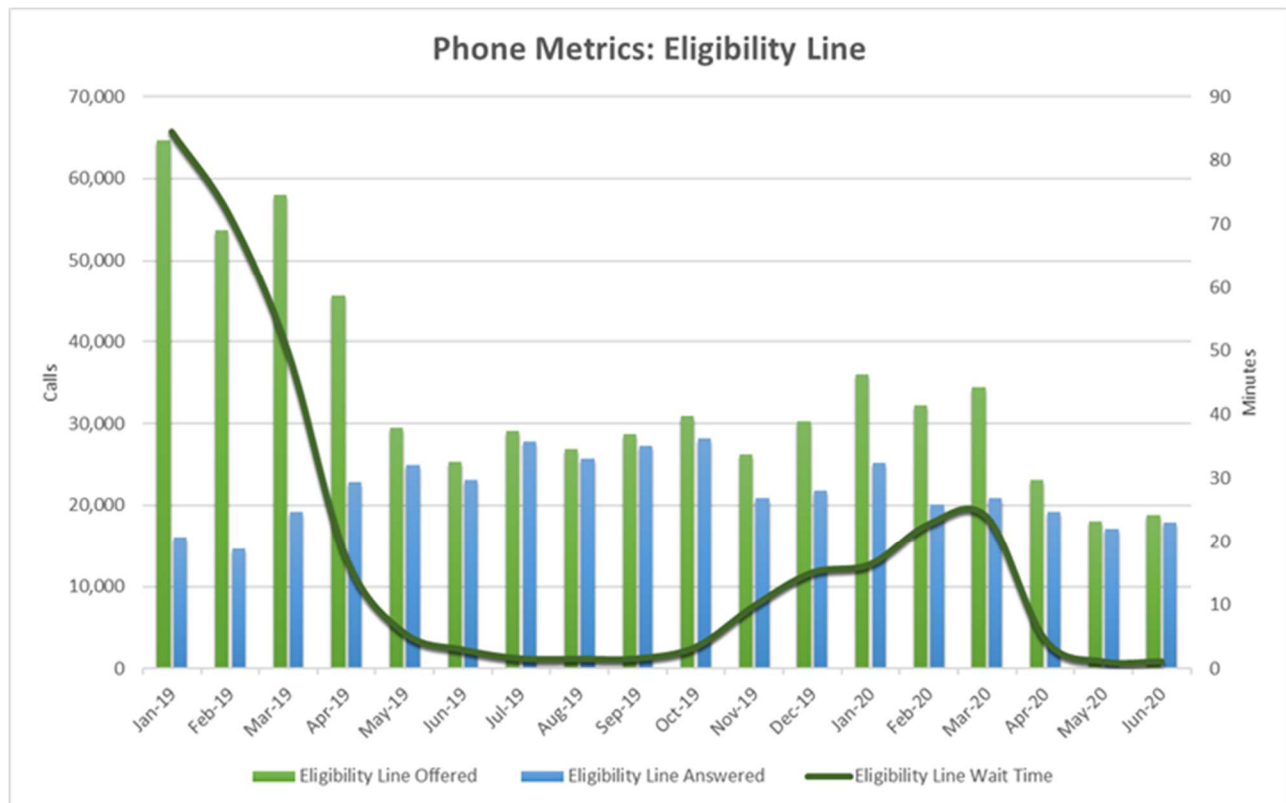
Oregon Health Plan Phone Metrics – All Lines

Phone Metrics: All Lines				
Month	Offered	Answered	Answer Rate	Wait Time
Jan-19	96,426	35,812	37%	51.66
Feb-19	79,779	30,627	38%	43.41
Mar-19	98,040	42,350	43%	32.75
Apr-19	92,651	51,505	56%	11.18
May-19	72,691	55,413	76%	7.72
Jun-19	63,846	50,636	79%	6.1
Jul-19	74,029	61,264	83%	4.86
Aug-19	67,859	56,145	83%	4.98
Sep-19	71,229	57,843	81%	5.4
Oct-19	77,299	61,234	79%	6.78
Nov-19	61,321	45,941	75%	10.28
Dec-19	70,197	52,438	75%	11.73
Jan-20	91,601	64,330	70%	14.1
Feb-20	74,314	51,119	69%	15.98
Mar-20	71,797	51,162	71%	14.25
Apr-20	48,850	42,066	86%	3.48
May-20	39,119	36,448	93%	1.67
Jun-20	42,842	39,051	91%	2.23



Oregon Health Plan Phone Metrics – Eligibility Line Only

Phone Metrics: Eligibility Line				
Month	Offered	Answered	Answer Rate	Wait Time
Jan-19	64,732	16,028	25%	84.48
Feb-19	53,726	14,596	27%	71.23
Mar-19	57,985	19,234	33%	49.75
Apr-19	45,671	22,874	50%	17.23
May-19	29,479	24,915	85%	5.5
Jun-19	25,303	23,105	91%	2.92
Jul-19	29,094	27,832	96%	1.53
Aug-19	26,855	25,723	96%	1.48
Sep-19	28,749	27,327	95%	1.55
Oct-19	30,981	28,189	91%	3.35
Nov-19	26,268	20,844	79%	9.77
Dec-19	30,228	21,843	72%	15
Jan-20	36,047	25,221	70%	16.32
Feb-20	32,198	20,174	63%	22.7
Mar-20	34,460	20,861	61%	23.83
Apr-20	23,099	19,238	83%	4.48
May-20	18,036	17,181	95%	1.05
Jun-20	18,760	17,894	95%	1.08



Refugee

The Refugee program serves people who escaped mistreatment in their country of origin and were legally admitted for resettlement by the United States government. Those who have run away from their own countries because of bad treatment and have been given safety in the U.S. access the program for financial, employment-related, case management and life skills resources to provide a sense of community for the newly arrived. This program guides refugees toward economic stability through employment and case management. The program serves only those persons in immigration categories approved by the Federal Office of Refugee Resettlement.

Supplemental Nutritional Assistance Program (SNAP)

The SNAP offers food aid to low-income individuals and families to help meet their nutritional needs. Benefits to recipients are 100 percent federally funded; however, the administration of the program requires a 50 percent state match. Approximately one in five Oregonians receive food aid through SNAP.

The SNAP is the largest anti-poverty program in Oregon and the United States. Recent research has shown that SNAP benefits reduce the depth and severity of poverty and have a particularly strong effect on reducing child poverty. SNAP benefits add about \$1.1 billion per year to the Oregon economy, including rural Oregon.

SSP serves the majority of the SNAP population. Older adults, those 60 years of age and older, and persons with disabilities who require services are assisted by the Aging and People with Disabilities (APD) Program and their contracted partners (Area Agencies on Aging (AAA), Disability Services Offices and Councils of Government).

Oregon is federally required to offer an Employment and Training (E&T) program for the purpose of assisting SNAP households obtain skills, training, and work or experience to increase their ability to obtain living-wage employment that leads to a career. Oregon has two voluntary SNAP E&T programs: the SNAP Training and Employment Program (STEP) (nationally called the SNAP 50/50 program), and the

Able-Bodied Adults Without Dependents (ABAWD) program.

- **Commodities Supplemental Food Program (CSFP)**

This program provides a monthly prescribed nutritious commodity package to help meet the needs of low-income older adults (aged 60 or older). Food packages are distributed through local agencies and include canned fruits and vegetables, canned meat, poultry and other protein items, and grain products such as pasta, as well as other foods. While CSFP food packages do not provide a complete diet, they are good sources of the nutrients typically lacking in the diets of the target population. Recipients are also offered the opportunity to receive nutrition education instruction and information, often in their preferred language and with culturally appropriate recipes.

- **The Emergency Food Assistance Program (TEFAP)**

This federal program helps supplement the diets of low-income Oregonians by providing emergency food and nutrition assistance at no cost. The amount of food Oregon receives is based on the number of unemployed persons and the number of people with incomes below the federal poverty level. Oregon provides USDA commodities, as well as administrative funds, to the Oregon Food Bank (OFB), the state's distributing agency. The OFB works with a cooperative network of regional food banks, partner agencies, and programs to distribute emergency food to hungry families.

Temporary Assistance to Domestic Violence Survivors (TA-DVS)

TA-DVS provides short-term financial help and support services to families with children affected by domestic violence when other resources are not available. TA-DVS is used to help at-risk children and their parents focus on safety concerns and stabilize their living situation. This reduces the likelihood of the survivor needing to return to the abuser and can prevent life-threatening situations. Services can help prevent child abuse and the need for child welfare intervention. This program also includes safety planning for resources and connections.

Temporary Assistance for Needy Families (TANF)

TANF is a collection of programs directed at improving the lives of very low-income Oregon families with children. It is a critical safety net program for those living in extreme poverty and helps families from a variety of diverse backgrounds meet their basic needs. TANF provides eligible families with cash assistance, cultural and language specific connections to support and community resources, case management, and employment and training services.

Families typically use TANF funds to prevent homelessness and help with factors contributing to family instability. The goal of the program is to help families address barriers, recognize their own strengths, gain skills and access employment opportunities.

- **Job Opportunity and Basic Skills (JOBS):** Adults must meet additional requirements to receive TANF services. JOBS provide employment, education, skill-building and family stability services to individuals of families receiving TANF assistance. Individuals participate in JOBS to gain the skills necessary to join the workforce and retain employment.
- **Family Support and Connections (FS&C):** FS&C provides support to prevent children in the TANF program from entering the child welfare system. Home visits and community-based services are some of the interventions used to build on family strengths and address family functioning issues.
- **State Family Pre-Supplemental Security Income (SSI) and Supplemental Security Disability Income (SSDI)**
State Family Pre-SSI/SSDI provides interim cash assistance, case management and professional level support to TANF-eligible adults and their families in pursuing these benefits. The program is available to participants who have been assessed by the program's disability analysts as likely to be found eligible. The program is voluntary but provides additional staff resources for those selected to participate. Selected individuals must sign an interim assistance agreement to repay the adult portion of their State Family Pre-

SSI/SSDI grant back to the state when they are found eligible for federal disability program benefits. State Family Pre-SSI/SSDI expenditures are funded with state only, non-Maintenance of Effort dollars.

Youth Services

My Future - My Choice is an age-appropriate, medically accurate and comprehensive sexual health education program. It supports community prevention efforts to help people and families reduce the need for public assistance in the future. It expands on the historical teen pregnancy prevention program and provides education and tools for youth to resist multiple risk-taking behaviors. ODHS partners with the Oregon Department of Education and the My Future - My Choice Advisory Committee to develop and implement the program.

Runaway and Homeless Youth (RHY) provides services and supports to youth and young adults under the age of 21 without shelter. The program administers funding to local nonprofit providers across the state providing shelter services, drop-in and outreach services, and job development and mentoring services. ODHS partners with a cross-system advisory group to coordinate statewide policy and planning to address the needs of runaway and homeless youth.

PROGRAM DESIGN AND DELIVERY

SSP provides program direction, planning, reporting, implementation, training, eligibility and benefit issuance. Staff at state and local levels coordinate closely with other ODHS offices, including Child Welfare, with the goal of increasing individual and family stability.

SSP collaborates with other agencies and statewide initiatives, including the alignment and improvement of the state's workforce system. This effort is to ensure that service delivery and outcomes are improved for both the employer and job seeker. Other collaborations have been built around domestic violence, housing, addictions and mental health treatment, vocational rehabilitation, health care and education. Throughout SSP, collaboration efforts include taking into consideration the community, culture and language needs of those served. SSP has a strong commitment to have bilingual staff who can directly help our customers. In addition, SSP staff continue to develop methods to better understand the communities served

through enhanced race, ethnicity, language and disability data collection and analysis.

FIELD STRUCTURE

To help Oregonians across the state get the benefits and assistance they need, Self-Sufficiency Programs has a structure of districts with local branch offices, satellite locations and processing centers. This structure allows staff to offer personalized services to Oregonians as well as assist branches across the state process applications to keep our goal of same day/next day benefits.

There are currently 16 districts with a total of 80 offices, which include processing centers, and six satellite locations.

Self Sufficiency Training Unit (SSTU)

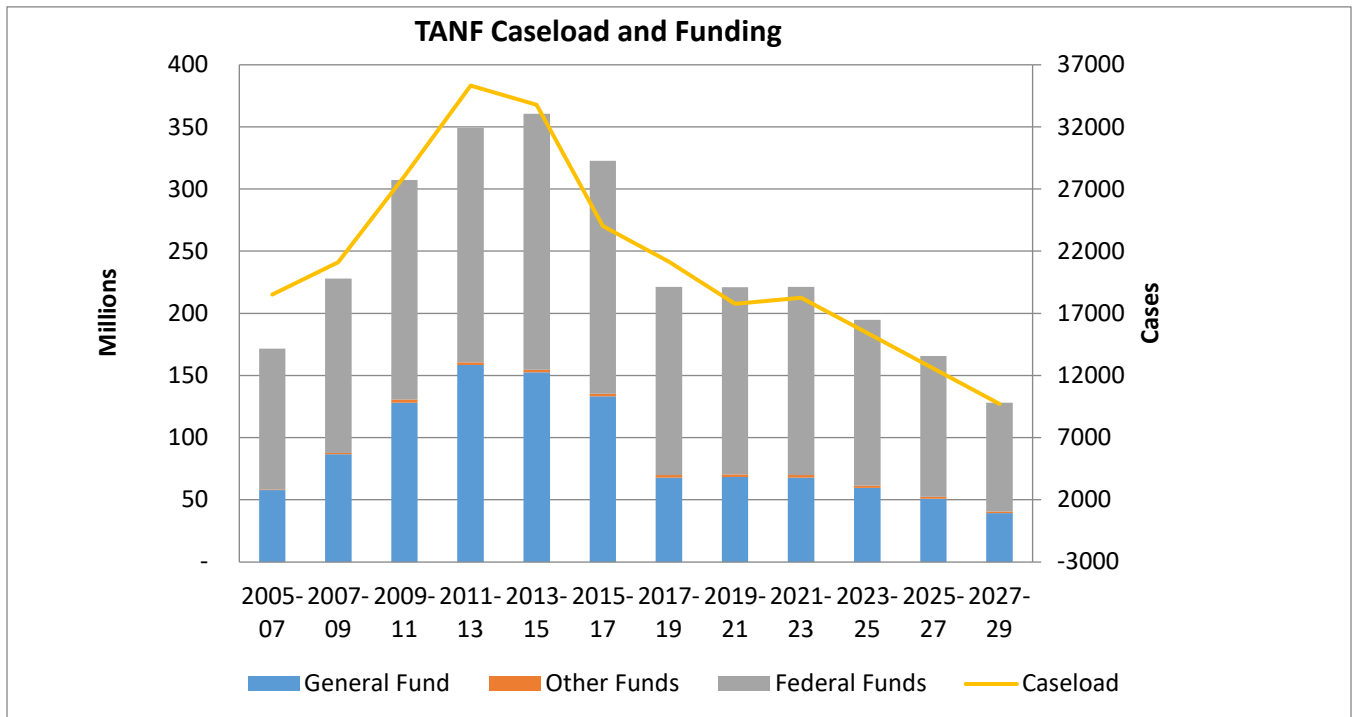
SSTU provides training and professional development for staff to get the necessary technical and interpersonal skills to be successful in their roles. Trainings are based on position competencies and adhere to the Department of Administrative Services (DAS) Training Standards. SSTU incorporates the latest cutting-edge, evidence-based research on adult learning and poverty to support the agency in being trauma-informed and strength-based.

Oregon Department of Human Services: Temporary Assistance for Needy Families – Cash Assistance

Primary Long-Term Focus Area: Safer, Healthier Communities
 Secondary Long-Term Focus Area: Excellence in State Government
 Program Contact: Belit Burke

Program Overview

Temporary Assistance for Needy Families (TANF) is a critical safety net program for families with children who live in extreme poverty. TANF helps families, in 2019 more than 31,000 children, from a variety of diverse backgrounds received assistance to address their most basic needs. TANF provides eligible families with cash assistance, connections to support and community resources, case management, and employment and training services. The goal of the program is to engage families in becoming self-sufficient by helping them address challenges, gain skills, and access employment opportunities.



Program Funding Request

SSP - TANF (Basic, UN, Pre-SSI, Transition) TOTAL				
	GF	OF	FF	TF
19-21 LAB	71,045,423	2,047,112	151,502,489	224,595,024
21-23 GRB	72,165,954	2,047,112	156,907,953	231,121,019
Diff.	1,120,531	-	5,405,464	6,525,995
% Diff.	1.6%	0.0%	3.6%	2.9%

Program Description

TANF is a collection of programs directed at improving the lives of very low-income Oregon families with children. Our overall TANF program provides immediate cash assistance at a point when families have exhausted all other resources. We also provide employment and training services, linkages to services in the community and short-term interventions, such as support to strengthen parenting skills or the healthy development of children.

Most parents and caretaker relatives must meet additional requirements to continue receiving TANF services, such as participating in the Job Opportunity and Basic Skills (JOBS) program. Participating in JOBS allows people to gain or enhance skills necessary to join the workforce and retain employment. A TANF family may participate in the JOBS program and access a variety of programs and services as part of the plan to move towards self-sufficiency.

To qualify for TANF, a family of three must be below 34 percent of the Federal Poverty Limit (FPL). This means the family's income cannot be more than \$616 per month. Currently the maximum monthly benefit for a family of three is \$506 (approximately 30 percent of FPL). There is a 60-month time limit for adults to receive TANF.

The TANF program serves a diverse population with a wide range of abilities and challenges. Many TANF recipients have little or no current earnings and about 46 percent of adults receiving TANF have at least one documented or self-disclosed disability. Approximately, 9 percent of TANF households are homeless. Culturally appropriate eligibility and case management services are provided in numerous languages on a continual basis. They include but are not limited to Spanish, Russian, Vietnamese, Somali, Bosnian, Mandarin, Arabic, Burmese, etc. In situations where the office does not have staff to provide specific language services, interpreters are available.

In 2019 approximately 46.5 percent of all children receiving TANF are 0-6 years old. In about 15 percent of TANF households, the adults receive assistance for the children but not for themselves. In these households, many have an adult who is disabled and receives Social Security benefits or a caretaker relative, such as an aunt, uncle or grandparent, who is caring for the children.

The State Family Pre-SSI/SSDI (SFPSS) Program is designed to assist TANF-eligible individuals with disabilities obtain Social Security disability benefits through the Supplemental Security Income (SSI) and Social Security Disability Insurance (SSDI) programs. The program serves individuals who are not required to participate in the JOBS program. The program provides families with a cash grant, professional assistance with Social Security Administration (SSA) applications and appeals as well as case management services. Once a client is awarded SSI benefits, the department recovers a portion of the payments it made to the family during the application process from the client's initial SSI lump-sum payment. In 2019, 154 SFPSS participants were approved for SSI.

Program Justification and Link to Focus Areas

The TANF and SFPSS cash assistance programs are key safety net programs that provide assistance to the most vulnerable of Oregonians. Without TANF cash assistance, more families would be homeless. Being homeless makes finding and maintaining employment extremely difficult. Being in a constant state of crisis can negatively impact children, including their ability to attend school and progress in learning. The program works with families to identify a pathway to self-reliance. The cash assistance, skill development and job placement help families to meet their basic needs while striving to move forward. Meeting the basic needs of families, increasing their job-readiness, or helping them receive disability benefits, promotes safer and healthier communities.

The TANF program has reinvested funds into efforts that maximize the dollars for benefits targeted at building participant progression in work related activities, identifying and building on skills and leveraging community collaborations to provide solid foundations that lead not only to employment placement but retention and advancement.

In April of 2020, the TANF and Pre-SSI/SSDI programs combined served 21,334 families. These households included 37,166 children and 18,154 adults from a diverse range of abilities, cultures and communities. TANF cash assistance

expenditures increased since the onset of the economic recession but are slowly decreasing as the caseload drops. In the 2017-2019 Biennium we increased from 78 percent to 93 percent of staffing need, according to the workload model, by adding more Family Coaches (case managers). The case management resources are critical for improving outcomes of engaging clients in plans to achieve self-reliance, increase family stability, maintain federal participation rates, and achieve enhanced employment placements.

Enabling Legislation/Program Authorization

The TANF program is authorized under Title IV-A of the Social Security Act, as amended by the Personal Responsibility and Work Opportunity Reconciliation Act of 1996 (PRWORA), and the Deficit Reduction Act of 2005. A significant portion of the TANF eligibility criteria is codified in state statute chapters 411 and 412.

Funding Streams

TANF is funded primarily through General Fund dollars and the TANF Federal block grant that requires a minimum state expenditure level, known as Maintenance of Effort (MOE). Oregon's TANF block grant is \$166.8 million per year. Oregon's MOE requirement is equal to 80 percent of the state's historic expenditures or approximately \$98 million per year. Expenditures counted towards MOE must not be from a federal source and must not be matched to other federal funds. Oregon generally meets MOE through a combination of eligible ODHS and other agency expenditures.

Both the TANF federal block grant and MOE expenditures must be spent in a manner reasonably calculated to meet one of the four federally-mandated TANF purposes which are: 1) provide assistance to needy families; 2) end dependence of needy parents by promoting job preparation, work and marriage; 3) prevent and reduce out-of-wedlock pregnancies, and 4) encourage and maintain family formations.

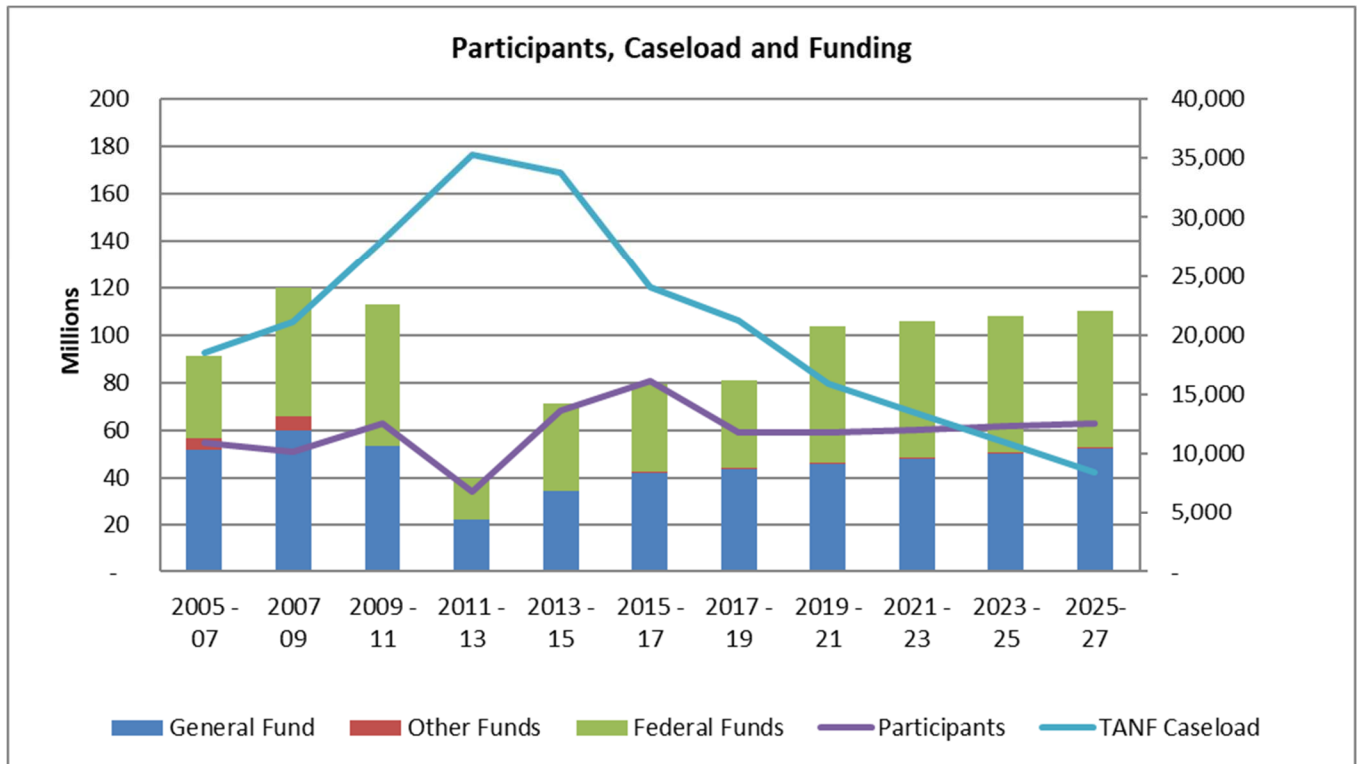
While TANF benefits for most single-parent families are funded with a split of TANF Federal block grant funds and General Fund dollars counted towards Oregon's MOE requirement, TANF benefits for two-parent families are funded solely with General Fund dollars that are not counted towards Oregon's TANF MOE requirement. In addition, the State Family Pre-SSI/SSDI (SFPSS) program is funded with General Fund dollars not counted towards Oregon's MOE requirement. The Department recovers a portion of SFPSS funds expended through client reimbursements.

Funding Justification, and Significant Changes to 19-21 CSL:

N/A

Oregon Department of Human Services: Job Opportunity and Basic Skills – Temporary Assistance for Needy Families

Primary Long-Term Focus Area: A Thriving Oregon Economy
 Secondary Long-Term Focus Area: Healthy and Safe Communities
 Program Contact: John Briscoe, Program Manager



Program Overview

The Job Opportunity and Basic Skills (JOBS) program is an employment and training program for individuals receiving Temporary Assistance for Needy Families (TANF) cash benefits. The goal of the program is to help parents, caretaker relatives, and minor parents in the TANF program gain the skills needed to become self-sufficient through employment, training and education, as well as family stability-related services that address other obstacles to employment.

TANF serves families with children who are in deep poverty and represent a diverse population. Most parents or caretakers in these families are federally required to participate in activities offered by the JOBS program to maintain their eligibility for cash assistance.

In 2019 the average monthly number of TANF families receiving cash assistance was 17,531. The average monthly number of individuals required to participate in the JOBS program was 11,830, which relates to 67 percent of TANF families.

Program Funding Request

SSP -JOBS				
	GF	OF	FF	TF
19-21 LAB	45,889,660	451,439	57,423,404	103,764,503
21-23 GRB	11,612,920	451,439	82,173,400	94,237,759
Diff.	(34,276,740)	-	24,749,996	(9,526,744)
% Diff.	-74.7%	0.0%	43.1%	-9.2%

Program Description

ODHS family coaches work with TANF families to develop individualized case plans to achieve self-sufficiency, provide supports, and monitor progress in achieving family goals. The customized case plan outlines the JOBS activities selected and designed to help them achieve their goals. The plan also includes the support service payments to be provided, such as transportation and childcare, so they can fully engage in their plan.

ODHS administers the JOBS program through an extensive, statewide network of community partners that help deliver services. Partners include contracted JOBS service providers, Workforce Innovation and Opportunity Act (WIOA) agencies, community colleges, the Oregon Employment Department, Work Source Oregon One-Stop offices, and many local and county-based organizations. Services are delivered at partner locations and some are available on-site at local ODHS offices.

The JOBS program provides an array of employment and training services which include job preparation, unpaid work experience, subsidized employment, job placements, vocational training and education, life skills, and adult basic education, high school and GED services. Additional services are offered to assist families to stabilize and address issues that prevent them from looking for, accepting, or maintaining employment.

JOBS participants include individuals from diverse populations. Program services are designed to ensure activities are delivered with service equity, equal access, and cultural appropriateness.

JOBS also provide a Job Participation Incentive (JPI) food benefit to Supplemental Nutrition Assistance Program (SNAP) participants with dependent children who meet the TANF federal work participation rate by working in unsubsidized employment.

In the past decade the JOBS program was funded at a level that services previously reduced or eliminated due to the recession were able to start up again. From the 2013-15 biennium on to this current biennium, the budget allowed for added flexibility in contracts and support services so that families in the JOBS program could engage in vocational training and education, GED completion, and life skills classes. Other services previously eliminated have since been added back including: adult basic education, life skills classes and individual services, services that helped participants remove other obstacles to employment such as home visitor specialists, vocational nurse consultants, navigation services to connect participants to ongoing mental health and medical providers, and specialists who helped parents or caretaker relatives with criminal history or fines work with the courts on expungement. They also provided guidance to participants for talking with prospective employers during job searches about these issues.

In the 2015-17 biennium, with the support of the Legislature, additional expansion was implemented with the passage of HB 3535, in which reinvested projected savings from caseload reduction back in to the TANF program resulting in strategies and policy changes to improve outcomes for families. Funding provided opportunities for community-based collaborative impact contracts that focused on family stabilization, preventing entry into TANF, promoting job retention. The program was also able to increase flexibility in support service payments and family supportive services. Additional family coaching resources helped test strategies to engage families in ways that improved outcomes in the areas of engagement in a self-sufficiency plan, improving family stability, improving federal participation rates, and increasing employment placements. These services continue to improve outcomes for TANF families in the current 2019-21 biennium.

In 2019, HB 2032 passed implementing three pilots focused on the TANF population. The pilots included a TANF Housing Pilot Program partnering ODHS and Housing and Community Services Department, a Mental and Behavioral Health Pilot Program lead by the Oregon Health Authority in consultation with ODHS, and an Education and Training Pilot. The intent to these pilots was to increase housing stability, access to mental and behavioral health services, and to

increase access to education and training opportunities for those in rural areas or areas where education and training are difficult to access.

Program Justification and Link to Focus Areas

The primary focus area of the JOBS program is to impact and actively contribute to a Thriving Oregon Economy. The JOBS program aims to reduce unemployment for participants, including underrepresented and underserved individuals, and create job-ready communities that contribute to Oregon's overall economic well-being.

There is also a direct link to a secondary focus of Healthy and Safe Communities. JOBS is an integral part of Oregon's workforce service delivery system by providing employment and training services to low-income families receiving TANF. Many of the parents or caretakers of the children in this program have limited or no work experience. The JOBS program provides activities and services focused on preparing participants to enter the workforce, help them find employment, and support them as they transition off public assistance.

TANF is a required partner under WIOA. While WIOA programs serve all Oregonians, the JOBS program provides services geared to address specific needs of TANF participants to obtain job skills and work-experience-related training, assist with connections to employment opportunities, and family stability efforts. WIOA affords the state additional opportunities to expand and maximize coordination of employment and training workforce partners at the state and local levels, establishing a continuum of services that improves outcomes for all job seekers.

Program Performance

ODHS measures total employment placements reported by parents or caretaker relatives served by the JOBS program each month. The average monthly placements in 2019 was 652. 18 percent of placements are at least 30 hours per week and at least \$13.11 per hour (benchmark placements). In December 2019, the statewide average wage for full or part-time wages combined was \$13.60 per hour, ranging between \$12.91 and \$14.06. As of July 1, 2019, the state minimum wage ranged between \$11.00 / \$11.25 / \$12.50, depending on the area.

The percentage of parents or caretaker relatives who exit TANF due to employment and do not return within 18 months was 63 percent, in December

2019. Due to the COVID-19 health crisis it is uncertain how job retention of those who have exited TANF will be impacted.

Enabling Legislation/Program Authorization

The TANF program is authorized under Title IV-A of the Social Security Act, as amended by the Personal Responsibility and Work Opportunity Reconciliation Act of 1996 (PRWORA), and the Deficit Reduction Act of 2005. A significant portion of the JOBS program is codified in State statute chapters 411 and 412.

Funding Streams

The JOBS program is funded through the Federal TANF block grant and General Fund dollars that count towards the state Maintenance of Effort (MOE) requirement. Oregon's TANF block grant is \$166.8 million per year. Oregon's MOE requirement is equal to 80 percent of the state's historic expenditures or approximately \$98 million per year. Expenditures counted towards MOE must not have be from a Federal source and must not matched to other Federal funds. Oregon generally meets MOE through a combination of eligible ODHS and other agency expenditures. Both the TANF federal block grant and MOE expenditures must be spent in a manner reasonably calculated to meet one of four TANF purposes, which are: 1) provide assistance to needy families; 2) end dependence of needy parents by promoting job preparation, work and marriage; 3) prevent and reduce out-of-wedlock pregnancies, and 4) encourage and maintain family formations.

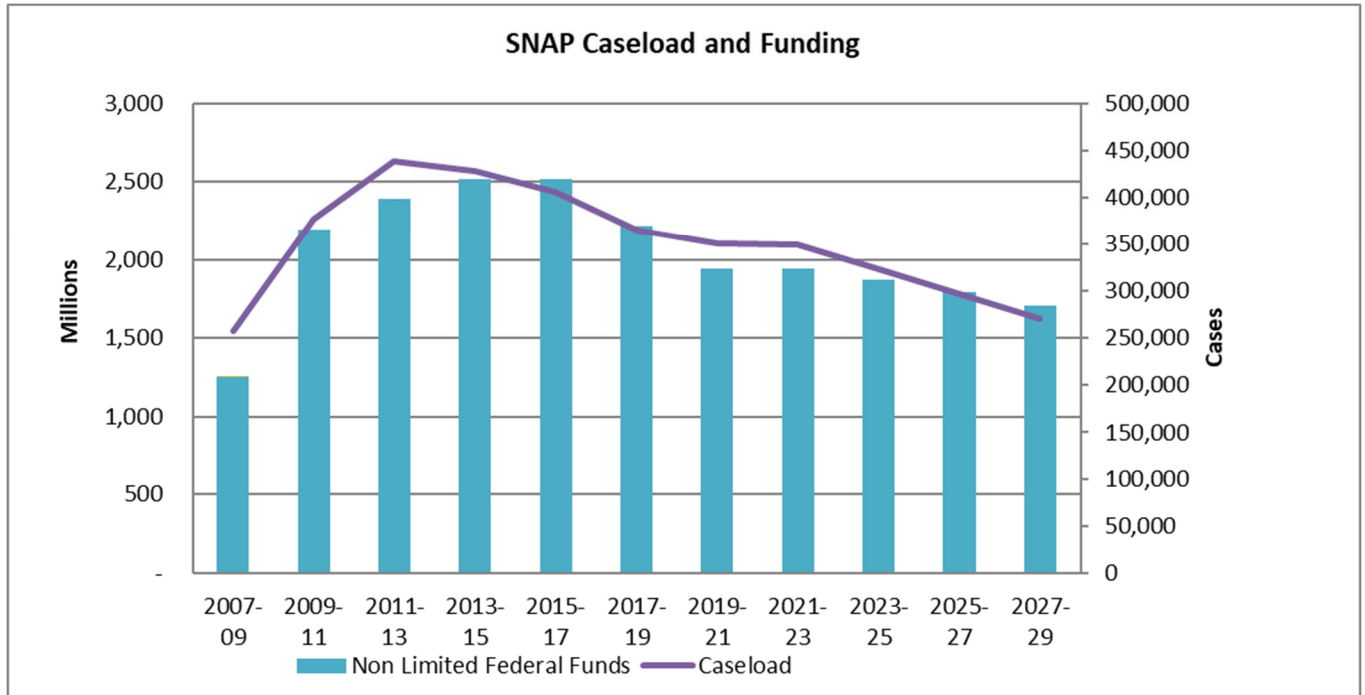
Funding Justification, And Significant Changes

JOBS is funded at current CSL

Department of Human Services: Supplemental Nutrition Assistance Program (SNAP)

Primary Long-Term Focus Area:
 Secondary Long-Term Focus Area:
 Program Contact:

A Thriving Oregon Economy
 Safer Healthier Communities
 Heather Miles



Program Overview

The Supplemental Nutrition Assistance Program (SNAP) is a federally funded food benefit program. SNAP provides supplemental food benefit dollars to low-income families, seniors, single adults, people with disabilities, and children to help purchase food to meet their nutritional needs. Currently, one in six Oregonians receive these benefits. Benefits to clients are 100 percent federally funded; the administration of the program requires a 50 percent state match.

Money from the program spreads quickly through the state economy. The United States Department of Agriculture (USDA) calculates that for every \$5 of SNAP benefits, there is \$9 of total economic activity. SNAP also has been an important and constantly growing anti-poverty program. Recent research has shown that

SNAP benefits reduce the depth and severity of poverty and have a particularly strong effect on reducing the depth and severity of child poverty.

Program Funding Request

	SSP -EBT SNAP			
	GF	OF	FF	TF
17-19 LAB	-	-	1,939,345,331	1,939,345,331
21-23 GRB	-	-	2,975,868,127	2,975,868,127
Diff.	-	-	1,036,522,796	1,036,522,796
% Diff.	0%	0%	53%	53%

Program Description

SNAP serves as a crucial safety net. Food benefits are intended to be a supplement to what families already provide. However, for households with little or no income, it is the primary means to feed their families. Food and Nutrition Service (FNS) within the USDA regulates SNAP. Although Federal regulations do allow a few state options, any significant variation from the regulations must be approved by FNS through a formal process.

For the last three years, even during times of high caseload growth, Oregon has been ranked as one of the top three states nationally for program participation. The participation rate is the percentage of potentially SNAP-eligible persons in the state receiving SNAP benefits. Outreach efforts along with policy and procedural changes have helped significantly increase participation in SNAP. Oregon SNAP Outreach currently partners with 15 non-profit organizations including: Partners for a Hunger Free Oregon, the Oregon Food Bank and 211info. These partners have been invaluable in helping to increase and maintain Oregon’s SNAP participation rates.

The program caseload is slowly declining as the economy continues to recover. Simplifying policies and making it easier for Oregonians to apply and meet eligibility requirements continues to support timely benefit delivery. Approximately one in six Oregonians or 16 percent of the population receive SNAP benefits. In May of 2020, a total of 690,595 Oregonians received SNAP benefits, which includes 373,734 cases (households). In May of 2020, a total of \$122,054,485 SNAP benefit dollars was paid to Oregonians which are spent in

clients' local communities. According to the USDA's Economic Research Service, 8,900 to 17,900 full-time jobs are created per \$1 billion in SNAP benefits.

Program Justification and Link to Focus Areas

SNAP directly addresses the 10-Year Outcome for Healthy People by providing an important economic boost to struggling households and access to nutritious foods. According to the USDA Economic Research Service, receipt of SNAP benefits reduced the national poverty rate by almost eight percent during the recent recession. The SNAP program can also provide limited assistance with job search and links to employment resources through the Oregon Food Stamp Employment and Training (OFSET) program and the SNAP Training and Employment Program (STEP), nationally known as the SNAP 50/50 employment program.

Program Performance

The goals of the SNAP program are to ensure that benefits are delivered accurately and in a timely manner to those who are eligible for the program. It also aims to ensure those who are eligible for the program have access to program benefits. Oregon's program has enabled the state to maintain a high participation rate along with a high Federal Quality Control (QC) rate. Oregon's SNAP program has continually performed above the national average and not paid a performance penalty in ten years.

Oregon has received multiple federal bonuses because of the state's high SNAP participation rate and has also been the recipient of multiple competitive national grants. For the past five years Oregon was one of six states recognized for the timeliness of processing SNAP application and received awards with performance bonuses totaling more than \$13.6 million. Oregon has consistently been among the best in the nation. The bonus award funding has been used over the years to support partner agencies, help meet the program's goals and, frequently, to shore up needs in other programs through the State General Fund.

Oregon is considered a model state by FNS in terms of program access and commitment to customer service. One example of this is Oregon's Lean process. The lean process has streamlined and standardized the eligibility process statewide to ensure that most applicants receive benefits within 48 hours of applying. The process continues to receive federal and national recognition resulting in visits from federal partners and other states to observe best practices.

The 2010 census data showed that 15.8 percent of Oregonians lived in poverty, which was slightly higher than the national average of 15.3 percent. SNAP participation in Oregon peaked in August 2012 at 445,508 cases serving 814,450 people. Benefits issued in Oregon from 2007 to 2013 have more than doubled from \$487,482,626 to \$1,236,125,996 respectively. This shows SNAP is an important anti-poverty program that has seen substantial growth.

Following the peak participation year of 2012, Oregon SNAP benefits have seen a decrease. However, the 2019 amount issued of \$874,730,231 remains more than double the 2007 issuance. Money from the program spreads quickly through the economy. The USDA calculates that for every \$5 of SNAP benefits, there is \$9 of total economic activity.

Calendar Year	SNAP Benefits Issued in Oregon
2009	\$910,919,825
2010	\$1,098,444,539
2011	\$1,211,274,990
2012	\$1,262,115,384
2013	\$1,236,125,966
2014	\$1,165,400,102
2015	\$1,144,506,648
2016	\$1,055,881,755
2017	\$999,429,991
2018	\$929,596,305
2019	\$874,730,231

Enabling Legislation/Program Authorization

SNAP is guided by federal legislation found in the "Farm Bill" authorized by The Agricultural Act of 2014 (P.L. 113-79, Feb 7, 2014). Program policy is reauthorized every five years through the Farm Bill. The Farm Bill is due for reauthorization later this year.

Funding Streams

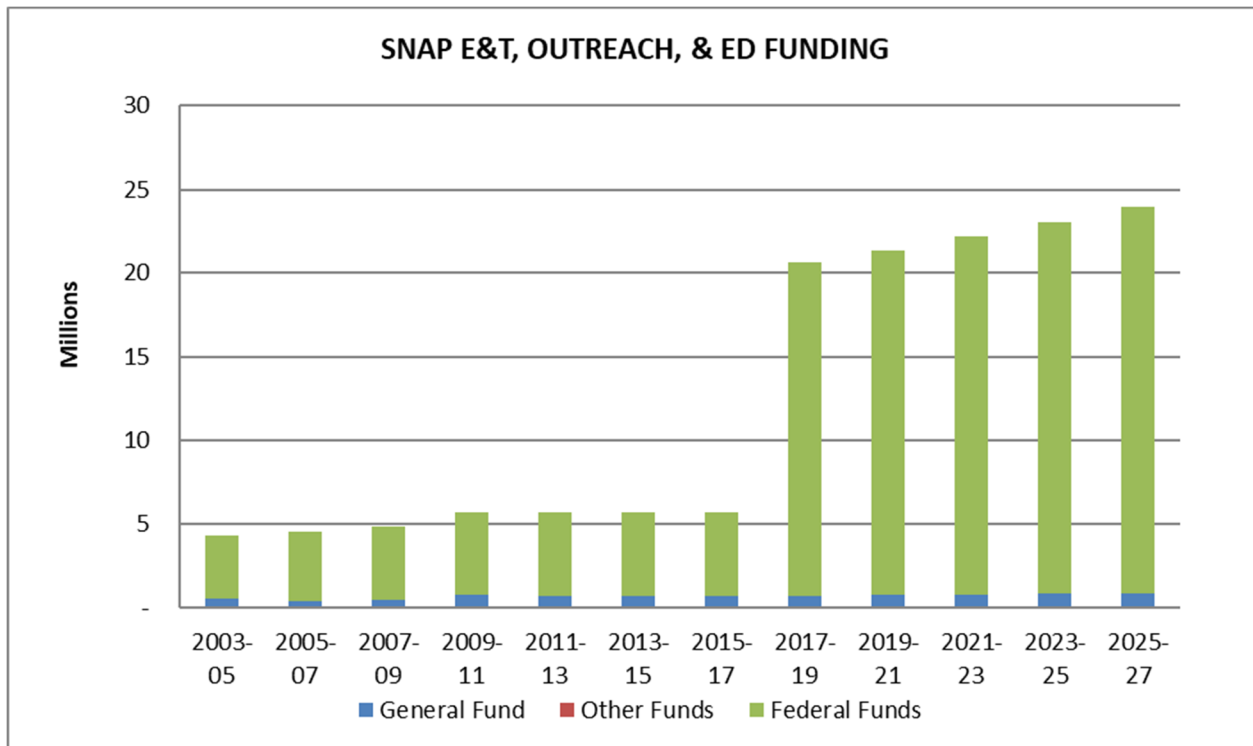
SNAP benefits are 100 percent federally funded. Oregon is responsible for 50 percent of the administrative costs. Oregon’s portion of the administrative costs for SNAP comes from the State General Fund.

Funding Justification, And Significant Changes

SNAP is funded at current service level

Oregon Department of Human Services: Supplemental Nutrition Assistance Program – Employment and Training

Primary Long-Term Focus Area: A Thriving Oregon Economy
 Secondary Long-Term Focus Area: Healthy and Safe Communities
 Program Contact: John Briscoe, E&T Program Manager



Program Overview

The Supplemental Nutrition Assistance Program (SNAP) has an Employment and Training (E&T) component. In Oregon, there are two voluntary SNAP E&T programs:

The **SNAP Training and Employment Program (STEP)**, nationally known as the SNAP 50/50 program, provides employment-related services to SNAP participants who voluntarily choose to pursue employment and training resources. In Federal Fiscal Year (FFY) 2020, there are currently 29 contractors in Oregon who draw down federal funds with their own non-federal match for a total of \$20,963,245.74 to provide services in their organizations in over 112 total sites to the populations they serve. This includes Oregon Employment Department as a statewide provider, doing business in 37 Work Source Centers. All 17 of Oregon’s Community Colleges are also STEP Providers. STEP services are available in every county.

Able Bodied Adults without Dependents (ABAWD) policy is a SNAP benefit time limit of three months within a three-year period for those individuals between the ages of 18-49 who do not meet exemption criteria and who do not meet the minimum requirements of 80 hours of work-related activity per month. The unemployment rate determines which counties are approved in a federal waiver. The County where an ABAWD lives determines if they are subject to the time limits.

Oregon lost their statewide ABAWD waiver in FFY 2016. From that point in time, each year the counties subject to the SNAP limits for ABAWDs has changed.

FFY 2016

Multnomah	Washington
-----------	------------

FFY 2017

Multnomah	Washington	Clackamas
-----------	------------	-----------

FFY 2018

Multnomah	Washington	Clackamas	Benton
Lane	Marion	Yamhill	

As of April 1, 2020

5 CURRENT counties				
Benton		Marion	Washington	
Clackamas		Multnomah		
25 NEW counties				
Baker	Douglas	Josephine	Malheur	Umatilla
Clatsop	Gilliam	Lake	Morrow	Union
Columbia	Hood River	Lane	Polk	Wasco
Coos	Jackson	Lincoln	Sherman	Wheeler
Deschutes	Jefferson	Linn	Tillamook	Yamhill
6 WAIVED counties				
Crook		Grant	Klamath	
Curry		Harney	Wallowa	
7 WAIVED Tribal reservations				
Burns Paiute Reservation				

Confederated Tribes of the Coos, Lower Umpqua, and Siuslaw Reservation
Confederated Tribes of the Grand Ronde Reservation
Klamath Indian Reservation
Confederated Tribes of the Siletz Indian Reservation
Confederated Tribes of the Warm Springs Reservation
Confederated Tribes of the Umatilla Indian Reservation

Oregon is part of a legal action regarding the FNS decision to revise the SNAP time limit waiver criterion. This revised criterion was released in December 2019, with an effective date of April 1, 2020. A federal court injunction made in March 2020 is currently blocking the implementation of SNAP time limits in the 25 new counties. The 25 new areas will not apply SNAP time limits until a final court decision is made.

In response to the pandemic, the Family First Coronavirus Response Act is temporarily suspending SNAP time limits for ABAWD. The suspension begins April 1, 2020 and ends the month after the Secretary of Health and Human Services declares the COVID-19 emergency is lifted. As a result, the entire state is currently not applying the SNAP time limits.

ABAWD funding is allocated by FNS through 100% funds that are used to support the ABAWD program. Oregon has committed to be a Pledge State in the last several years which requires Oregon to serve all at risk ABAWDs prior to losing SNAP benefits. The Pledge funding is based on a nationwide allocation of states that choose to accept the ABAWD pledge. Funding is awarded after the Federal Fiscal Year begins. Oregon's current pledge funding for Federal Fiscal Year 20 is \$2.4M. This funding may not be used for support services that are essential to removing barriers for the ABAWD population to successfully reach their employment goals.

The SNAP E&T Program (STEP & ABAWD) works in partnership with organizations that offer employment and training opportunities to participants. Each organization provides wraparound services to build upon each other's services to ensure participants are accessing all available resources to achieve their employment goals. Oregon uses iMatchSkills™ as a statewide tool to collect data and to ensure that duplicative services are not billed to the program. Allowable E&T services provided by these organizations include:

- Supervised Job Search
- Job Search Training
- Job Retention

- Work Experience
- Internship
- On-the-Job Training
- Pre-Apprenticeship/Apprenticeship
- Self-Employment Training
- Basic Education/Foundational Skills Instruction
- Career/Technical Education or other Vocational Training (results in an industry recognized credential)
- Short-term Training (a training without an industry recognized credential)
- English Language Acquisition
- Integrated Education and Training/Bridge Programs
- Work Readiness Training

In addition to SNAP E&T contractors working to leverage resources within the SNAP E&T program they also collaborate with other workforce programs including TANF and WIOA. An example of this would be a referral of a SNAP E&T participant to a WIOA funded training program or the leveraging of job openings and referrals with co-located job placement programs.

Oregon's SNAP program has a proven record of partnering with a wide variety of organizations to expand and reach underserved populations. Oregon has continued to creatively expand services to ensure all populations have access to E&T services by providing virtual connections that allow program participants to receive the education and training needed to achieve their employment goals during the COVID-19 pandemic. This practice has opened up the ability to reach vulnerable populations such as rural communities that may not have access to services and will continue far beyond the State of Emergency.

Oregon continues to fully develop and further expand the STEP Program as part of an ongoing investment in the Oregon economy and its communities. Oregon has been moving in the direction of building a continuum of services in partnership with key stakeholders engaged in the Workforce Innovation and Opportunity Act (WIOA). Oregon will provide SNAP participants who are unemployed or underemployed, assistance to obtain skills, training, work and/or experience to increase their ability to obtain living-wage employment that leads to a gainful career path.

Program Funding Request

SSP -SNAP E & T, SNAP ED & SNAP OUTREACH				
	GF	OF	FF	TF
19-21 LAB	755,556	-	19,904,542	20,660,098
21-23 GRB	788,045	-	28,203,204	28,991,249
Diff.	32,489	-	8,298,662	8,331,151
% Diff.	4.3%	0.0%	41.7%	40.3%

Program Description –ABAWD, STEP

Oregon has 31 contracts with employment-related partners in all Oregon counties to deliver SNAP E&T components. Contractors specialize in workforce development, job placement, education, career technical skills and removing barriers to employment. Components are designed to assist SNAP participants to obtain and maintain employment that enables them to become self-sufficient. All STEP and ABAWD program participants receive an assessment, orientation, case plan and case management individualized to support their employment goals.

Participation in the ABAWD and STEP Program is determined based on continued SNAP eligibility and participant the participants on going engagement with the program, there is no specified time limit.

The USDA FNS determines the annual allotment of E&T administrative funding for the STEP and ABAWD Programs. FNS has a set amount of funding for all states. Each state’s share is based on a formula using, in part, the state’s SNAP Mandatory Work Registrant figure. Mandatory Work Registrants are defined as those aged 18 to 59 (or age 16 and 17 if the participant is the primary person/head of household) and who do not meet a federal exemption.

Support Services for program participants are an essential part of the E&T program. The Support Service funding received from Oregon’s General Fund is matched with Federal Funds that enables Oregon to allocate a portion to each of the ODHS sixteen districts based on their Mandatory Work Registrant caseloads, to the Oregon Employment Department for ABAWD participants and to the STEP providers to supplement their support services budget.

When an individual identifies they will engage with the SNAP E&T Program, districts are able to provide transportation support for their initial program entry to remove the barrier of them connecting with the E&T provider. This funding is made available to not only the Self-Sufficiency offices but also the Area Agency on Aging offices and the Aging and People with Disability offices. The E&T provider is responsible for continuing support service needs that are identified with each program participant on an individualized basis.

The ABAWD program receives a portion of the Support Service funding to provide services specifically to the at risk ABAWD population. These support services are vital to ensure ABAWDs can meet the work requirements in order to maintain their benefits and achieve their employment goals.

The remaining Support Service funding is intended to supplement SNAP E&T providers Support Service budgets by offering enhanced assistance with barrier removal which would otherwise not be accessible through ODHS offices and would inhibit participation in the SNAP E&T program.

Program Justification and Link to Focus Areas

The SNAP E&T program's goal is to assist participants in gaining skills that will improve their employment prospects and reduce reliance on SNAP benefits. Participants improve job skills, which add to the diversity and strength of Oregon's workforce. Using local contractors to deliver the E&T program results in a higher quality workforce because services can be tailored to the area and local economies benefit from these expenses. The program supports the Thriving Oregon Economy focus area with the goal of long-term economic prosperity and resiliency through people-based strategies.

Program Performance

For FFY 2019, the SNAP E&T program served 27,265 SNAP participants in 50,427 E&T components. Due to the changes in Oregon's economy because of the COVID-19 Pandemic, the number of SNAP program participants has dramatically increased, we anticipate an increased need for E&T services.

Enabling Legislation/Program Authorization

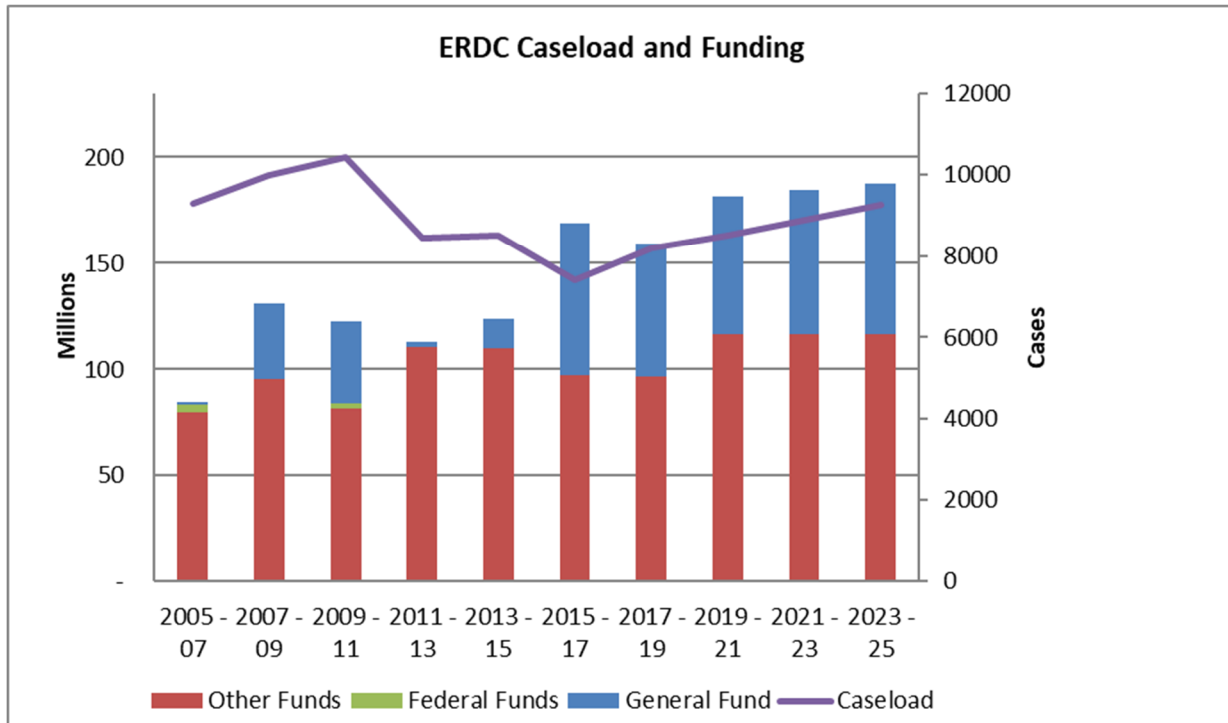
This program is mandated by Federal legislation found in the Food and Nutrition Act of 2008, authorized by the 2008 Farm Bill. In February 2014, President Obama signed the 2014 Farm Bill (aka. the Agricultural Act of 2014). Program policy is reauthorized every five years and was signed in 2019 by President Trump.

Funding Justification, And Significant Changes

This program is funded at the CSL level.

Oregon Department of Human Services: Employment Related Day Care

Primary Long-Term Focus Area: A Seamless System of Education
 Secondary Long-Term Focus Area: A Thriving Oregon Economy
 Program Contact: Kirstin Holman



Note: Out years assume static costs per case with funding inflated each year and invested in additional cases. Added funding could also be used for other quality activities in lieu of increasing the caseload cap.

Program Overview

The Employment Related Day Care program (ERDC) helps low-income working families from a variety of cultural and linguistic backgrounds in urban and rural communities pay for quality childcare. Childcare helps parents stay employed and gain self-sufficiency by assisting with the consistent, stable childcare parents need to remain on the job.

Children in Employment Related Day Care								October 2019
	All	African American	Asian	Caucasian	Hispanic (any race)	Native American	Pacific Islander	More than one race
Number	14,633	1,713	181	9,574	3,995	275	82	713

Program Funding Request

SSP - ERDC & TEEN PARENT				
	GF	OF	FF	TF
19-21 LAB	65,456,708	117,035,934	-	182,492,642
21-23 GRB	68,271,347	116,635,929	-	184,907,276
Diff.	2,814,639	(400,005)	-	2,414,634
% Diff.	4.3%	-0.3%	0.0%	1.3%

Program Description

ERDC provides low-income working, part-time working/student and self-employed families the same opportunity to have quality childcare as other families with higher income. This helps reduce the achievement gap and end the poverty cycle. To be eligible, a family's income must be less than 185 percent of the 2020 Federal Poverty Level. For a family of three, this is \$3,349 gross income per month.

The ERDC eligibility period for families is a minimum of 12 months. Parents who lose a job while on ERDC can continue on the program as they search for work. Parents also have childcare coverage when they need to be on medical or pregnancy leave. The program's higher exit income limit allows for greater continuity of care and reduces the cliff affect when a family leaves the program.

Families choose their ODHS approved childcare provider, ERDC pays the subsidy portion directly to the provider on behalf of the family. Families pay a portion of the cost of childcare, called a copayment. Copayments are based on a sliding scale and remain stable during the 12-month certification period. Families may pay additional costs when a provider charges more than the maximum rate ODHS can pay. Information about ERDC subsidy or becoming ODHS provider is available in English, Spanish, Russian, Somali, Chinese and Vietnamese. ODHS offers an

interpretation line when a language is not available, bilingual staff at branch offices to assist families whose first language is not English and offer alternate formats.

ODHS partners with several Head Start and Early Head Start Child Care Partnership Grantee programs to offer full-day, full-year contracts for ERDC families. ODHS also contracts with Thirty school districts and other agencies throughout the state to offer childcare services to teen parents attending high school and as they transition into the workforce.

ODHS collaborates with multiple partners in support of childcare system activities. Contracts with 211info provide consumer education to parents, employers, care givers, and others interested in the ERDC program. 211info helps to educate parents on the importance of choosing the right caregiver. Collaboration with ELD/OCC and Child Care Resource and Referral (CCR&R) to support recruitment of new providers and training to meet provider requirements statewide. ODHS also works closely with ELD/OCC on policy implementation, quality childcare and the Child Care and Development Fund (CCDF) state plan.

Many ERDC families are receiving other services like SNAP or transitioning from Temporary Assistance to Needy Families (TANF). October 2019, there were 7,747 ERDC cases and 6,839 (88 percent) were receiving food benefits through the Supplemental Nutrition Assistance Program (SNAP).

The ERDC program operates under a caseload cap. To maintain caseload levels due to budget restrictions the program utilizes a reservation list. Families who have applied and been denied due to program capacity are added to the list when it is in use. Families are then invited to apply for ERDC as the budget allows.

The major cost drivers for the program are the number of families receiving ERDC, childcare provider rates and more families accessing licensed childcare. Additional cost drivers are contracted services such as Head Start and Teen Parent Program. The cost per case prior to October 1, 2019 was \$866, current cost per case in June 2021, is \$1256 has increased due to COVID and zero-copays.

Program Justification and Link to Focus Areas

Research indicates children who receive a high-quality early childhood education have better math, language and social skills as they enter school. Children who attended preschool show positive long-term effects on important adolescent and young adult outcomes, such as high school graduation, years of education

completed, earnings, reduced crime and teen pregnancy¹. Low-income families who do not have access to subsidy programs are faced with difficult choices when it comes to childcare expenses. They may rely on an older sibling or a variety of family and friends, leading to inconsistent or unstable care. ODHS supports improving safety, quality and enrichment of childcare programs that support parent engagement and family stability as well as ensuring low-income families have access to a variety of childcare settings.

Contracted slots can provide stable care for low-income infant, toddler and preschool children in quality programs and support teen parents access to quality childcare for their children, so they can continue their education. The ERDC programs continued enhancements have increased the support for a thriving economy. Beginning April 2019, certified centers were eligible to receive payment at the beginning of the month, following a successful pilot project with a small group of centers in the summer of 2018. The goal of prepayment to certified centers is to increase the availability of quality childcare slots for families receiving subsidy.

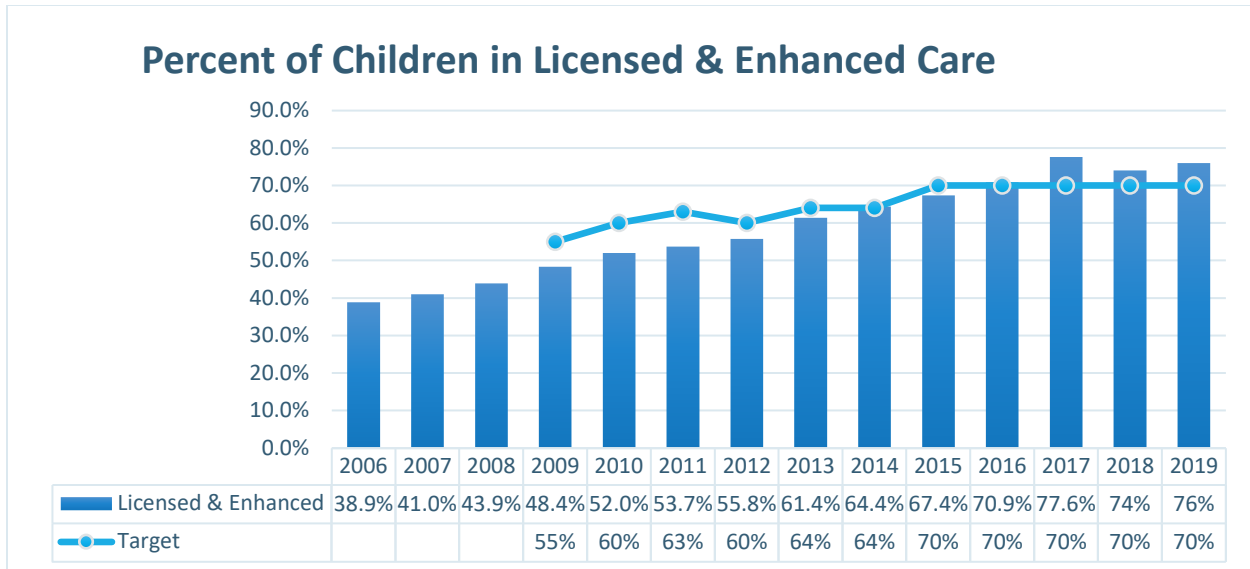
Program Performance

In October 2019 there were 7,747 ERDC cases that served 11,857 children. The average cost per case has increased \$28 from \$775 in October 2019 to \$803 in May 2018. As of October 2019, there were 1,649 licensed childcare providers and 1,246 license-exempt childcare providers actively providing childcare for ODHS families across the state.

In October 2019, childcare subsidy payments were issued for 11,857 children through the ERDC program. Of those children, 76 percent were enrolled in licensed care. Participation in licensed care is generally highest among infants (ages birth-two) at 92 percent. Toddler participation (ages two to three) is slightly lower at 82 percent followed by preschool (ages three to six) at 72% and school aged (six through seventeen) at 64 percent.

The number of children and families the department serves in this program is based on available funding. The program is currently capped at 8,421 through legislative action.

¹ Hirokazu Yoshikawa, Christina Weiland, etc., *From Investing in Our Future: The Evidence Base on Preschool Education*, Society for Research in Child Development, Foundation for Child Development, October 2013.



Enabling Legislation/Program Authorization:

ORS 409.010(2) (c), 411.141 and 418.485 provide statutory authority to ODHS for administration of the ERDC program.

Child Care and Development Fund (CCDF) grants are administered by the Department of Health and Human Services, Administration for Children and Families Office of Child Care. They are authorized by the Child Care and Development Block Grant (CCDBG); 45 CFR Part 98 and 99. On November 19, 2014, President Obama signed into law the CCDBG Act of 2014 (P.L. 113-186), which reauthorized the program for the first time since 1996. The Department of Education (ODE), Early Learning Division, and Office of Child Care² is designated as the lead agency in Oregon to administer these funds. CCDF funding is transferred from ODE to ODHS.

Funding Streams

The Other Funds are the CCDF Federal Funds that are transferred from ODE. The General Funds are state revenue that is used for our Maintenance of Effort (MOE) as part of the Federal Fund requirement. The department also spends General Funds on our administrative expenses and uses that money for MOE. ODHS spends \$12 million in General Funds per biennium in order to meet our CCDF MOE requirements.

² The ODHS ERDC proposal needs to be reviewed with OCC’s proposal.

Funding Justification, And Significant Changes

This program is funded at the CSL level.

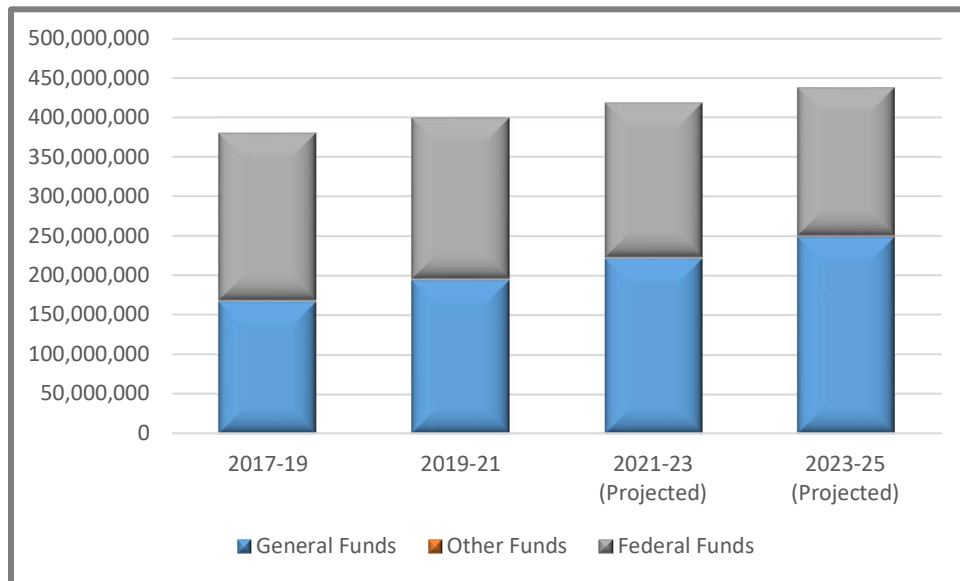
Oregon Department of Human Services: Oregon Health Plan

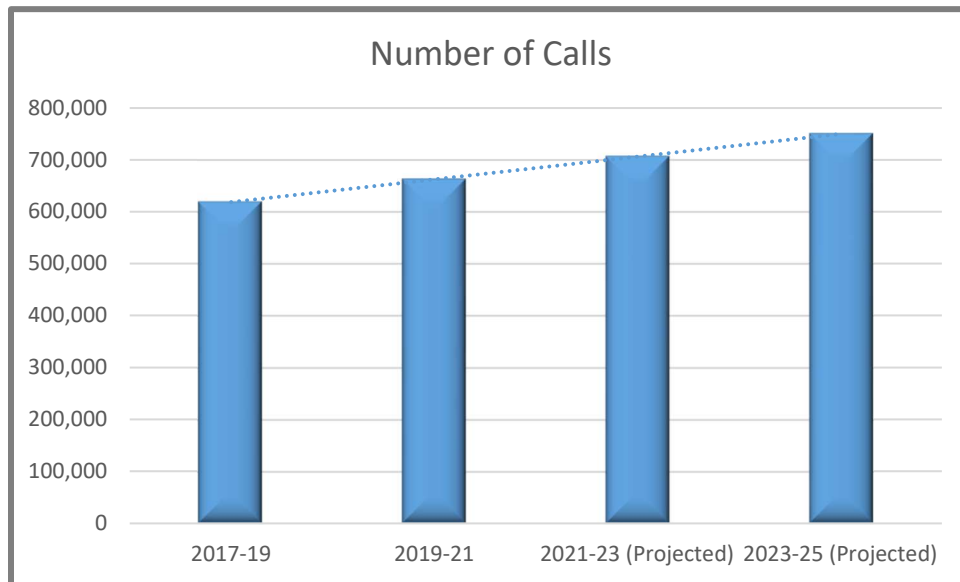
Primary Long-Term Focus Area: Accurate Medicaid determinations
Secondary Long-Term Focus Area: Timely benefit issuance
Program Contact: Derek Muir

Program Overview

The Oregon Health Plan (OHP) is the state’s medical assistance program, serving over 1 million Oregonians. Funded by Medicaid, Children’s Health Insurance Program and state resources, OHP offers free health care for people who meet income and other requirements, including age and disability status. OHP covers physical, dental, and behavioral health care. Most members receive their care through regional networks called Coordinated Care Organizations (CCOs). In 2018, OHP eligibility staff completed a transition from the Oregon Health Authority (OHA) to the Oregon Department of Human Services (ODHS), Self-Sufficiency Programs (SSP). The goal for ODHS’ component of OHP is to provide excellent customer service and have same day/next day eligibility determinations so Oregonians have timely benefit issuance.

Funding Source





Program Funding Request

Self Sufficiency OHP						
Self Sufficiency OHP	GF	OF	FF	TF	Pos	FTE
LAB 19-21	55,222,452	65,852	139,390,680	194,678,984	447	444.97
GB 21-23	46,659,308	31,175	112,599,911	159,290,394	408	406.62
Difference	(8,563,144)	(34,677)	(26,790,769)	(35,388,590)	(39)	(38.35)
Percentage change	-15.51%	-52.66%	-19.22%	-18.18%	-8.72%	-8.62%

Program Description

ONE Customer Service Center staff respond to client inquiries about their applications and coverage. They are OHP’s primary ambassadors, providing clients’ primary resource by telephone or the clients preferred method of contact. Customers typically inquire for information about their application status, benefits and care coordination. They also call to make changes in their personal information that may affect their eligibility.

The Oregon Health Plan also serves some of the state’s most vulnerable populations including Breast and Cervical Cancer patients, those with emergency medical needs, Heritage Native Americans, a sub portion of the state’s aging and people with disabilities population, and more.

Business Information Systems includes business-related functions and expenditures for information technology. Its functions include Medicaid Management Information System (MMIS), the Oregon Eligibility (ONE) system,

COMPASS, Special Projects and Business Systems Training. In July 2020, ODHS successfully executed the launch of the new Integrated Eligibility ONE system. The 2021-23 Legislatively Adopted Budget includes funding for system enhancements to ensure it achieves its goal of automating and streamlining the eligibility and enrollment process for OHP applicants.

The OHP Medicaid demonstration is often referred to as the OHP “waiver” because it is an agreement with the federal government to waive specific regulations to allow Oregon to administer a state-designed Medicaid program.

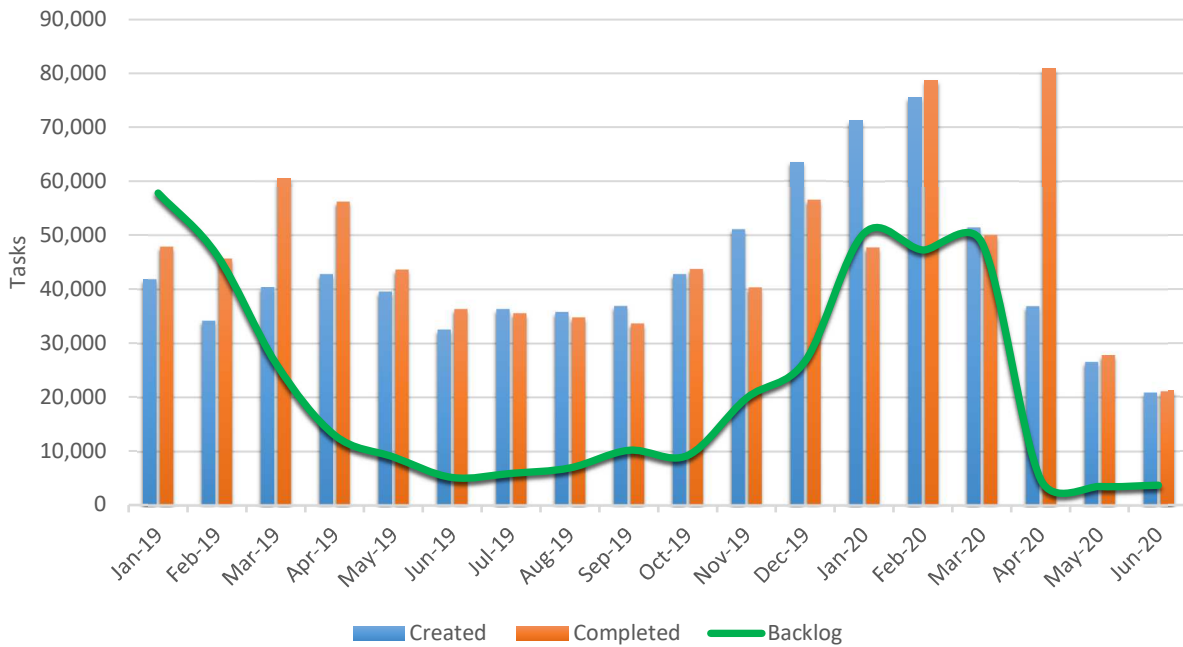
The state’s application to extend the OHP Medicaid demonstration an additional five years was approved by the Centers for Medicare and Medicaid Services on January 12, 2017. Based on the success and program savings to both the state and federal government, Oregon is requesting continued additional federal investment to support and further Oregon’s health care system transformation.

Current Budget Forecasting: Because of the size of the budget, even the slightest variance from the original caseload forecast can result in a significant budget shortfall or savings. The forecast used for the 2021-23 OHP budget is especially risky because of with the transition to the new Integrated Eligibility ONE system.

Funding

OHP is currently operating at staffing levels which include double fills. As we stabilize with Integrated Eligibility, system budget will have to be reallocated based on need.

Created vs. Completed Tasks



All Lines				
Month	Offered	Answered	Answer Rate	Wait Time
Jan-19	96,426	35,812	37%	51.66
Feb-19	79,779	30,627	38%	43.41
Mar-19	98,040	42,350	43%	32.75
Apr-19	92,651	51,505	56%	11.18
May-19	72,691	55,413	76%	7.72
Jun-19	63,846	50,636	79%	6.1
Jul-19	74,029	61,264	83%	4.86
Aug-19	67,859	56,145	83%	4.98
Sep-19	71,229	57,843	81%	5.4
Oct-19	77,299	61,234	79%	6.78
Nov-19	61,321	45,941	75%	10.28
Dec-19	70,197	52,438	75%	11.73
Jan-20	91,601	64,330	70%	14.1
Feb-20	74,314	51,119	69%	15.98
Mar-20	71,797	51,162	71%	14.25
Apr-20	48,850	42,066	86%	3.48
May-20	39,119	36,448	93%	1.67
Jun-20	42,842	39,051	91%	2.23

Today, SSP has successfully opened multiple new additional call centers in rural Oregon which have maintained a focus on OHP work. Under the new work model with staff working OHP work across the state, we have been able to largely meet the processing timelines for the OHP work showing a significant improvement to the history of backlogs and long wait times as noted in the charts above.

As OHP participates in the Integrated Eligibility project initiative, we will be joined in a phased approach by staff from Workshare and Oregon Processing Centers across Oregon to be part of the larger ONE Customer Service Center, further assisting with OHP work in addition to the states food, cash, and daycare assistance programs.

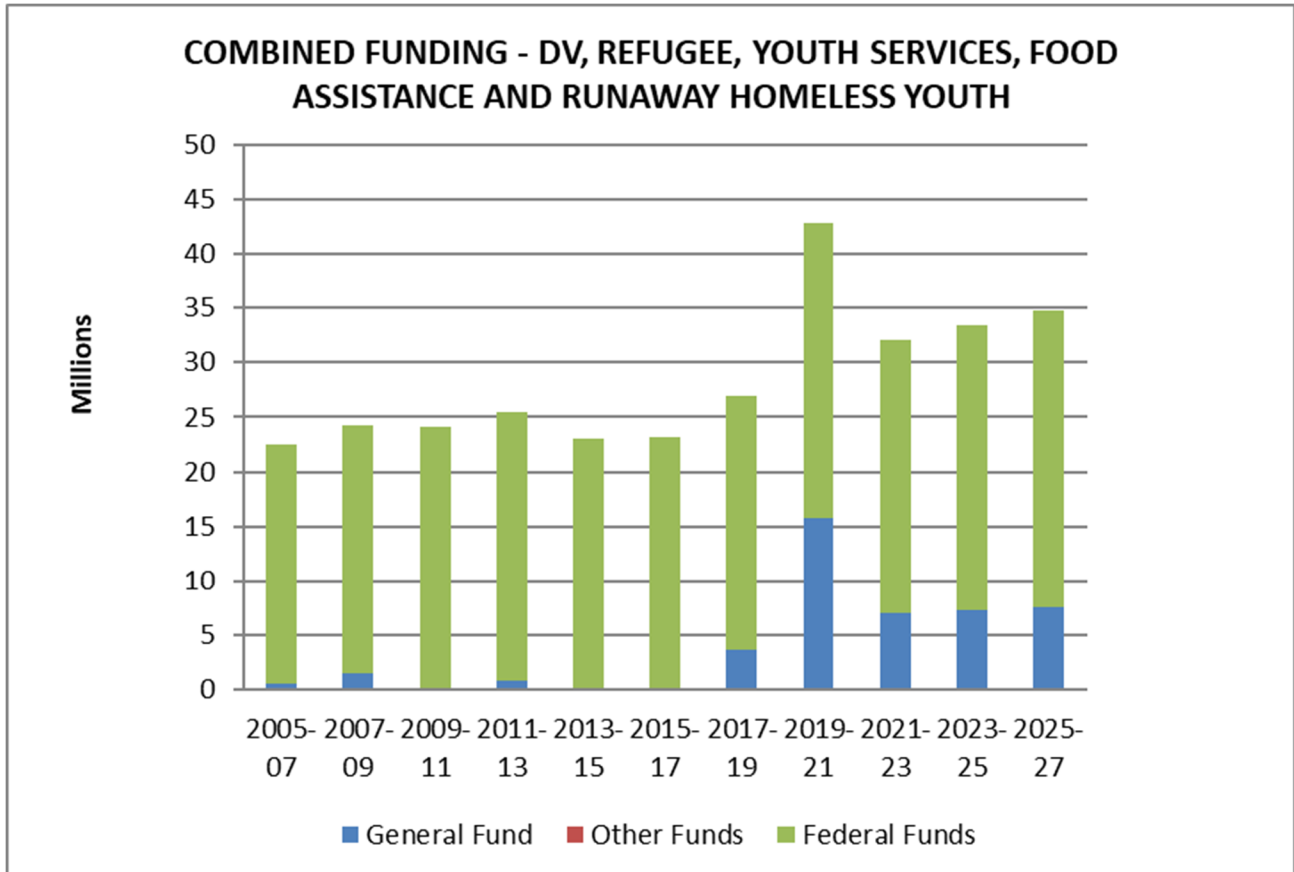
Funding Justification, And Significant Changes to 21-23 CSL

The Governor's budget proposes reductions and other changes as follows:

- Eliminate most inflation for Supplies and Services (Pkg 091)
- Additional 3% Vacancy savings (Pkg 092)

Oregon Department of Human Services: Domestic Violence, Refugee, Youth Services, and Food Assistance

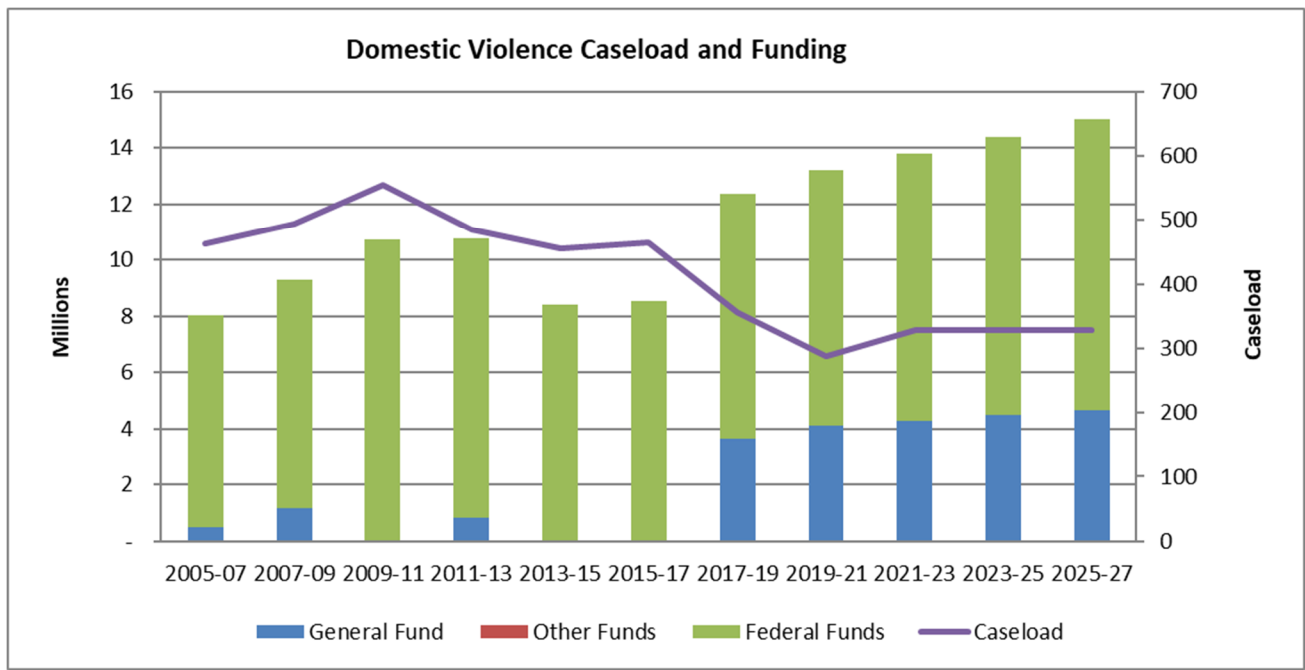
Primary Long-Term Focus Area: Safer, Healthier Communities
 Secondary Long-Term Focus Area: N/A
 Program Contact: Bill Baney



SSP -TA-DVS, Refugee, Youth Services, Food Assistance				
	GF	OF	FF	TF
19-21 LAB	15,732,767	-	26,154,162	41,886,929
21-23 GRB	22,726,599	-	19,667,152	42,393,751
Diff.	6,993,832	-	(6,487,010)	506,822
% Diff.	44.5%	0.0%	-24.8%	1.2%

Program Overview – Domestic Violence

Temporary Assistance for Domestic Violence Survivors (TA-DVS) provides temporary financial assistance and support to families affected by domestic violence during crisis or emergent situations when other resources are not available. TA-DVS is used to help the domestic violence survivor and the children address their safety concerns and stabilize their living situation, thus reducing the likelihood of the survivor returning to the abuser. The most common need for TA-DVS is when the domestic violence survivor flees the abuser. Domestic violence survivors sometimes need additional assistance to maintain safety and stability for their family.



Program Funding Request

TA-DVS & TA-DVS ADVOCATES				
	GF	OF	FF	TF
19-21 LAB	4,114,461	-	8,729,425	12,843,886
21-23 GRB	13,615,106	-	8,729,425	22,344,531
Diff.	9,500,645	-	-	9,500,645
% Diff.	230.9%	0.0%	0.0%	74.0%

Program Description

TA-DVS provides up to \$1,200, over a three-month period. Payments can include but are not limited to: Initial months' move-in fees, rent or utilities, moving costs, and items to help address safety. The program serves families with minor children or individuals who are pregnant, who are low-income, and meet eligibility requirements of the Temporary Assistance for Needy Families (TANF) program. Family Coaches, through ODHS field offices, meet with the clients to review their situation and develop a safety plan. ODHS also works in partnership with local non-profit domestic violence and sexual assault advocates who assist families with additional safety planning, confidential advocacy services, emergency shelter, and other resources.

Program Justification and Link to Focus Areas

The TA-DVS program is directly linked to the Safer, Healthier Communities focus area. Futures without Violence (formerly the Family Violence Prevention Fund) indicates that about 30 percent of women receiving public assistance have experienced domestic violence. Research has shown that individuals impacted by domestic violence have more chronic health issuesⁱ including depression and post-traumatic stress, more difficulty obtaining and maintaining employmentⁱⁱ, and that these impacts can be mitigated by addressing safety.ⁱⁱⁱ The TA-DVS program provides economic support to very low income families who are seeking services to meet basic needs while they are working towards self-sufficiency. Ensuring safety and stability helps the domestic violence survivor be more successful when they engage in job training or job search.

Program Performance

For the fiscal year ending in June 2019, the TA-DVS program served on average 1,439 cases per month. Of these 1,439 cases on average 382 received TA-DVS funds. The average payment per family was \$891. The low number of eligible individuals accessing the funds is primarily the result of a lack of affordable housing.

Enabling Legislation/Program Authorization

Domestic violence emergency assistance, also known as TA-DVS, is mandated under ORS 411.117 (1) (e). Federal authorization through the TANF block grant includes use of the TANF funds to meet non-recurrent, short-term benefits to address specific crisis situations, including domestic violence. (See 45CFR 260.31 (b))

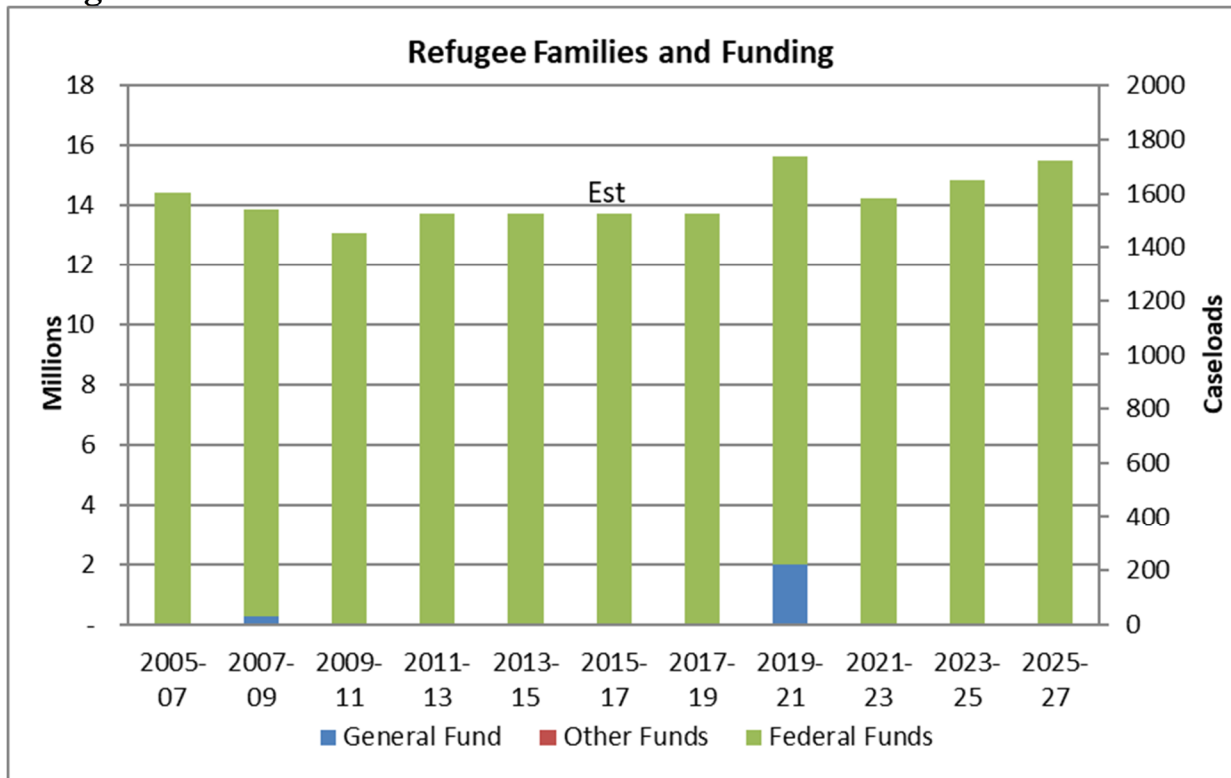
Funding Streams

TA-DVS is funded with the Federal TANF block grant. (See 45CFRPart260)

Funding Justification, And Significant Changes to 19-21 CSL

PACKAGE NO. 130	PACKAGE TITLE Survivor Investment Partnership				
GENERAL FUND 9,323,723	OTHER FUNDS	FEDERAL FUNDS	TOTAL FUNDS 9,323,723	POSITIONS	FTE
<p>PACKAGE DESCRIPTION</p> <p>In partnership with the Governor’s Office, ODHS Self-Sufficiency is proposing the Survivor Investment Partnership (SIP) Program to increase accessibility of advocacy services and meaningful financial support to survivors of domestic violence and sexual assault including Tribal members, individuals without children, and vulnerable populations. Domestic Violence is disproportionately prevalent in vulnerable populations:</p> <ul style="list-style-type: none"> • Prevalence rates for Tribal members experiencing domestic violence is at 44% nationally. • 2017 Adult Protective Services reports show out of 3,672 founded community allegations investigated for abuse, 85% of those cases were individuals that may have experienced some form of domestic violence • In Federal Fiscal Year 2018, 21.5% of children in Child Welfare that were victims of Child Abuse were children of color. <p>Survivors of domestic violence and sexual assault need access to culturally responsive advocacy services and meaningful financial support. There are high rates of domestic and sexual violence in Oregon and services to support survivors are underfunded. There are current gaps in services, where culturally specific services are not available across the state, there is a need for additional services in Tribal Communities, and survivors of domestic violence and sexual assault (DVSA) need access to funding that both supports underserved and vulnerable populations and that is accessible and meaningful.</p> <p>The intention is to expand services in a meaningful way and to reach underserved populations. This proposal will focus on increasing partnerships and access to meaningful financial supports by contracting with these partners to increase capacity and advocacy in their agencies and open resources for survivors through the survivor investment dollars. This program will focus on providing culturally responsive advocacy and financial support to survivors. This proposal is still in development with ongoing workgroups, partners, Tribes, and the Governor’s Office.</p>					

Refugee Services



Program Overview – Refugee Services

The Refugee Program serves individuals and families who fled persecution in their country of origin and were legally admitted for resettlement by the United States government. The program guides refugees into self-sufficiency through employment as early as possible by providing financial services, employment related services, and acculturation services, so they can become independent and contributing members of Oregon’s economy.

Program Funding Request

	SSP - REFUGEE			
	GF	OF	FF	TF
19-21 LAB	2,000,000	-	13,645,633	15,645,633
21-23 GRB	2,000,000	-	6,554,623	8,554,623
Diff.	-	-	(7,091,010)	(7,091,010)
% Diff.	0.0%	0.0%	-52.0%	-45.3%

Program Description

The Refugee Services Program can serve only those persons in immigration categories approved by the Federal Office of Refugee Resettlement (ORR): Refugees, Asylees, Cuban/Haitian entrants and parolees, Amerasians, victims of human trafficking (international) and certain family members, and Iraqi/Afghan Special Immigrant Visa holders.

Resettlement services are comprehensive. Initial resettlement and most case coordination services are delivered by non-profit resettlement agencies located in the Portland area, where the majority of refugees seek services. These services may include essential tasks such as picking up refugees at the airport, finding them a place to live and helping to furnish their home with basic necessities. There has been some expansion of resettlement outside of the tri-county area in an effort to locate available affordable housing.

ODHS branch offices determine TANF and REF cash eligibility, and SNAP eligibility. OHP eligibility is determined separately. Resettlement agencies will provide direct linkage services and Life Skill sessions.

During Federal Fiscal Year (FFY) 2017, the average monthly caseload for all resettlement agencies was 359 refugee cases. Employment-related services are delivered by the Immigrant and Refugee Community Organization (IRCO) in Portland. IRCO services may include assistance with job search, employment acculturation, pre-employment training, English language classes, citizenship, and naturalization help. During FFY 2017, these services assisted an average of 832 refugees per month. Those refugees who resettle outside the tri-county area are served through a local ODHS field office.

Those served through the Refugee Program come from all over the world. During FFY 2017, Oregon’s Refugee Program assisted people from 27 different countries. Most refugees who are resettled in the U.S. speak little to no English. Limited English capacity is expected and integrated into Refugee Program services.

Program Justification and Link to Focus Areas

This program is directly linked to Safer, Healthier Communities. Refugees receive help to become safe, healthy, and independent by learning how to understand and navigate the prevalent culture, become self-sufficient through employment as early as possible and become contributing members of Oregon’s economy. These

services enhance the ability of arriving refugees to succeed in the U.S. and also helps them become integrated members of the community. Most services are provided for up to eight months after arrival. Employment services can extend to a maximum of 60 months after arrival. Specialized services to refugee seniors are not time limited.

Program Performance

ORR requires states to establish goals related to self-sufficiency of refugees. Two of the more significant measures are the percentage of clients who become employed and the percentage who remain employed 90 days after placement. During Federal Fiscal Year (FFY) 2017, the Refugee Program was able to help gain employment for 62 percent of the on-going caseload, with the goal being 65 percent. The retention goal of 78 percent was surpassed with 85 percent for those still employed after 90 days.

Enabling Legislation/Program Authorization

The Refugee Program is authorized and operates under the Federal Immigration and Nationality Act and the Refugee Act (8 U.S.C. 1522). The Refugee Program operates as a public assistance program under ORS 411.060, 409.010(2) (c), and 409.010(2) (h).

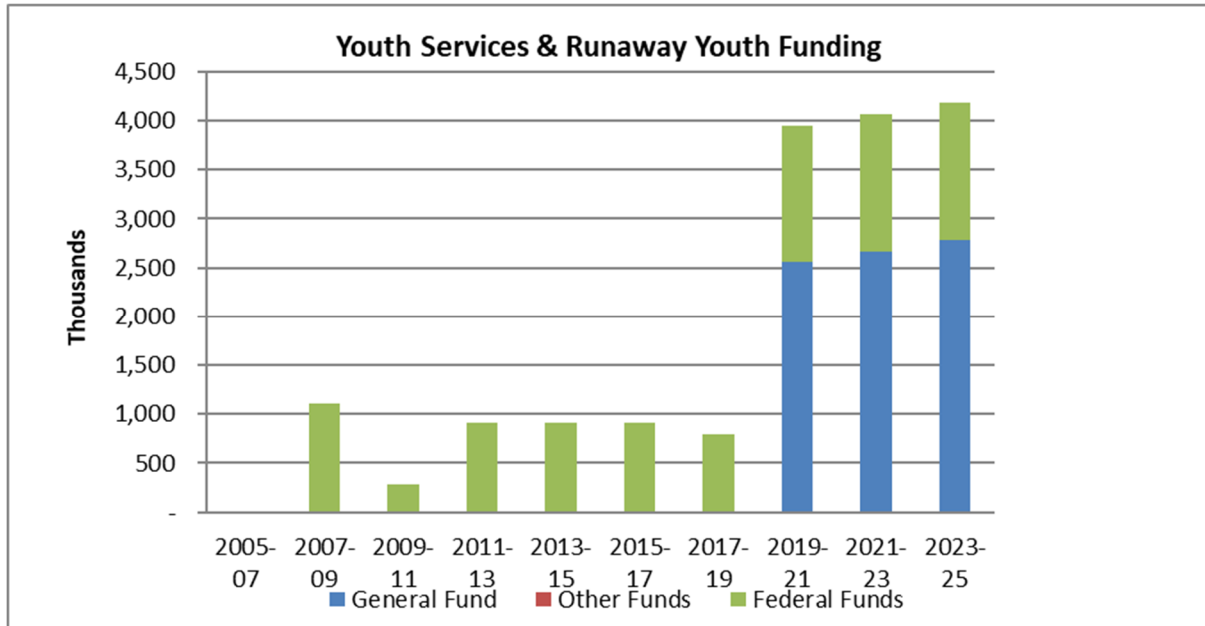
Funding Streams

During the initial resettlement period, the Refugee Program serves two different populations of refugees: those refugees who are eligible for Temporary Assistance for Needy Families (TANF) and those refugees who are eligible for ORR-funded services. The TANF eligible refugees receive cash assistance and services paid with TANF funding, and all other refugees are served with ORR funds, which are federal funds. (8 U.S.C. 1522)

Funding Justification, And Significant Changes to 19-21 CSL

- Governor's budget included a \$2M investment in package 90 to the Refugee Program to fund Racial Justice Council recommendation: refugee extended case management and employment support services contracts.

Youth Services (My Future My Choice)



Program Overview - Youth Services

Youth Services include sexual health education, leadership and mentor programs. These services support community prevention efforts to enable Temporary Assistance for Needy (TANF) families to break the generational dependence on public assistance.

Program Funding Request

SSP - YOUTH SERVICES & RUNAWAY YOUTH				
	GF	OF	FF	TF
19-21 LAB	2,554,375	-	1,397,335	3,951,710
21-23 GRB	2,664,213	-	1,397,335	4,061,548
Diff.	109,838	-	-	109,838
% Diff.	4.3%	0.0%	0.0%	2.8%

Program Description

The “My Future-My Choice” program includes age-appropriate, medically accurate sexual health education curriculum and services for sixth and seventh grade, and a high school leadership and mentor component. These services support community prevention efforts to enable TANF families in breaking the

generational dependence on public assistance. The “My Future-My Choice” program expands on the historical teen pregnancy prevention program to provide education and tools for youth to resist multiple risk-taking behaviors. ODHS partners with the Oregon Department of Education and the My Future-My Choice Advisory Committee to develop and implement the program. During the 2016-2017 school year this curriculum was implemented in 17 counties and 25 school districts. Various school districts implement the program throughout the year; the 2017-2018 school year data will be available August 1, 2018

Program Justification and Link to Focus Areas

The “My Future-My Choice” program is directly linked to the Safer, Healthier Communities focus area. An analysis from the National Campaign to Prevent Teen Pregnancy shows that teen childbearing (ages 19 and younger) in Oregon cost taxpayers (federal, state and local) at least \$88 million in 2010. Of the total 2010 teen childbearing costs in Oregon, 32 percent were Federal costs and 68 percent were state and local costs. Investing in preventing teen pregnancy reduces the risk to teen pregnancy, which can lead to a lifetime of poverty for both the teen parent and the child. The teen birth rate in Oregon declined 49 percent between 1991 and 2010. The progress Oregon has made in reducing teen childbearing saved taxpayers an estimated \$116 million in 2010 alone compared to the costs they would have incurred had the rates not fallen.

Program Performance

Oregon teen pregnancy rates have consistently stayed below the national average. According to national data from the U.S. Department of Health and Human Services, the 2016 national rate for births to teens between the ages of 15 to 19 is 20.3 per 1,000 teen girls. In Oregon, the teen pregnancy rate among females 15 to 19 years continues to decline, from 39.25 per 1,000 in 2010 to 23.3 per 1,000 in 2016. Similarly, the teen birth rate among females 15 to 19 years declined from 28.45 per 1,000 in 2010 to 16.6 per 1,000 in 2016.

Enabling Legislation/Program Authorization

The Oregon Legislature passed HB 2509 in 2009, which requires that all schools provide comprehensive sexual health education. The My Future–My Choice curriculum complies with all requirements of this legislation for sixth and seventh grades. ODHS partners with Oregon Health Authority and Oregon Department of

Education to share in responsibility for collaborative efforts to increase youth sexual health education and services.

Funding Streams

The Title V Federal Abstinence Education Program grant provides annual funding of approximately \$962,303 to the My Future–My Choice Program through September of 2018. ODHS submits a request for funding each year and continued funding is contingent on federal budget approval.

Program Overview – Food Assistance

The Food Assistance Program help supplement the nutritional needs of elderly and other Oregonians through the provision of emergency food. The work is primarily carried out by the Oregon Food Bank and Oregon food bank network and includes funding from both federal partners and the Oregon Hunger Response Fund.

Program Funding Request

SSP -Food Assistance				
	GF	OF	FF	TF
19-21 LAB	7,063,931		2,381,769	9,445,700
21-23 GRB	4,447,280	-	2,985,769	7,433,049
Diff.	(2,616,651)	-	604,000	(2,012,651)
% Diff.	-37.0%	0.0%	25.4%	-21.3%

Funding Justification, And Significant Changes

The Food Assistance Program is funded at Current Service Level

ⁱ Depression, Substance Abuse and Domestic Violence; National Center for Children in Poverty; Sarmila Lawrence; Michelle Chau; Mary Clare Lennon; June 2004

ⁱⁱ Welfare and Domestic Violence Against Women: Lessons from Research – Eleanor Lyon, PHD; August 2002

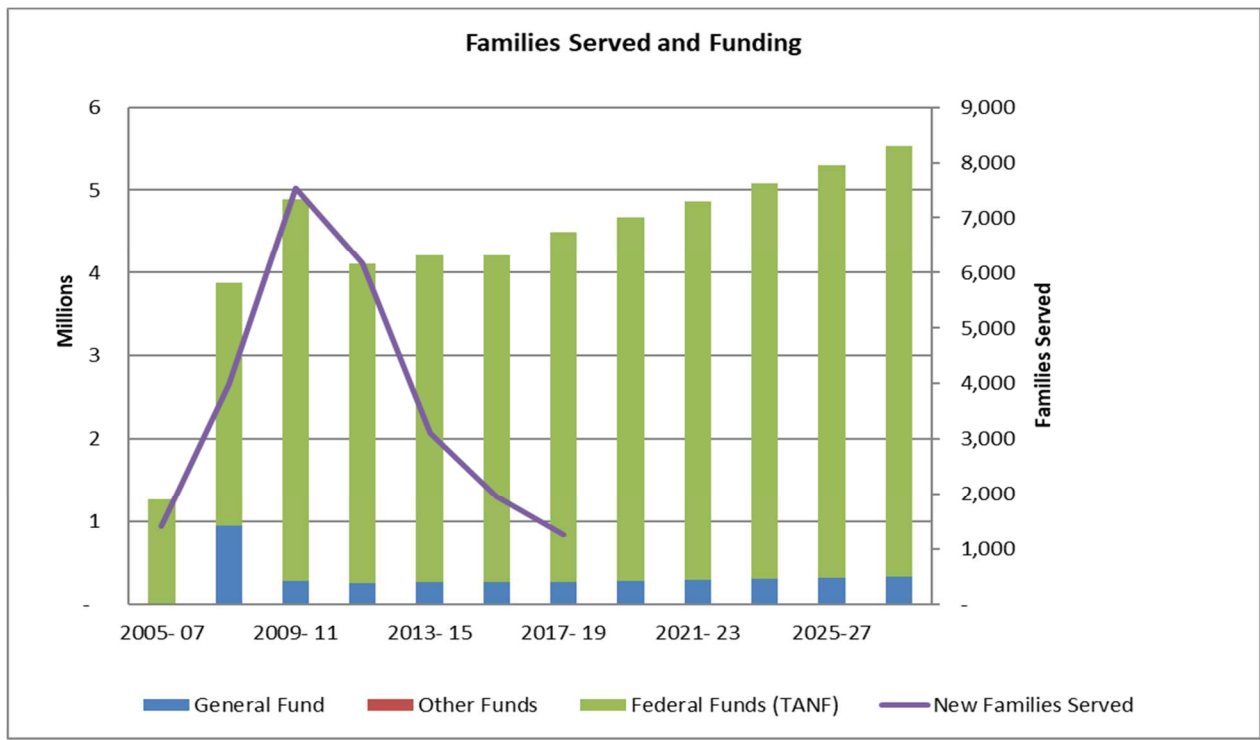
ⁱⁱⁱ Self-Sufficiency & Safety; Lee McKean, PHD; Center for Impact Research; October 2004

Department of Human Services: Family Support and Connections Program

Primary Long-Term Focus Area: Safer, Healthier Communities
 Secondary Long-Term Focus Area: N/A
 Program Contact: Claire Seguin

Program Overview

Family Support and Connections (FS&C) is a child abuse and neglect primary prevention program that provides a wide array of services including home visits, resource brokering and parenting classes. These families are eligible for the Temporary Assistance for Needy Families (TANF) program, which is a safety net program that provides cash assistance to parents.



Program Funding Request

SSP -FAMILY SUPPORT & CONNECTIONS				
	GF	OF	FF	TF
19-21 LAB	286,196	-	4,222,871	4,509,067
21-23 GRB	298,502	-	4,222,871	4,521,373
Diff.	12,306	-	-	12,306
% Diff.	4.3%	0.0%	0.0%	0.3%

Program Description

FS&C is a component of the continuum of community supports to prevent child abuse and neglect. This program focuses on TANF families who may be at risk for involvement with the child welfare and foster care systems. ODHS collaborates with numerous local, state and federal informal and formal prevention services, and activities to meet families' needs. Program staff work within the existing community structure to coordinate referrals and deliver direct services where gaps or needs exist for a family.

Services are designed to increase parental protective factors and decrease the risk factors of child abuse and neglect. This program utilizes home visiting, video conferencing and telephonic services in all 36 counties and works collaboratively with Self Sufficiency and Child Welfare program staff, contracted staff and other community partners.

FS&C also provides services and supports for families to move towards greater independence while promoting the health and well-being of all family members. The service array focuses on immediate crisis needs of families but also provides education, prevention and early intervention services to help families avoid reaching a crisis.

Because a diverse population is served through the program, FS&C providers are asked to design their program in a culturally appropriate way to best meet the needs of the families served. This is achieved, in part, by hiring staff who reflect the demographics of the local community. Local FS&C Steering Committees give guidance and direction on how services are provided to ensure community linkages are established. The local steering committees are also required to have membership representative of the cultural diversity in the district they serve. The steering committees also include representatives from local agencies working with minority and special needs populations, and faith-based organizations.

The program provides short-term interventions including home visits, family strength needs assessments, advocacy for services in the community, supports to strengthen parenting, coping and other skills to support the healthy development of children, individualized interventions and joint outcome-based case planning. The services are community-based and tailored to meet a family's needs. FS&C advocates support the family by working with them to identify risks and strengths.

Together they tackle issues before there is irreversible damage, reducing the incidence of child abuse and neglect.

The major cost drivers are the number of families in need of child abuse and neglect prevention services as well as the number of contracted staff needed to provide the preventative interventions. The program has a small budget which does not accommodate the actual need. Current service level is only approaching 50% of demonstrated need in Oregon communities.

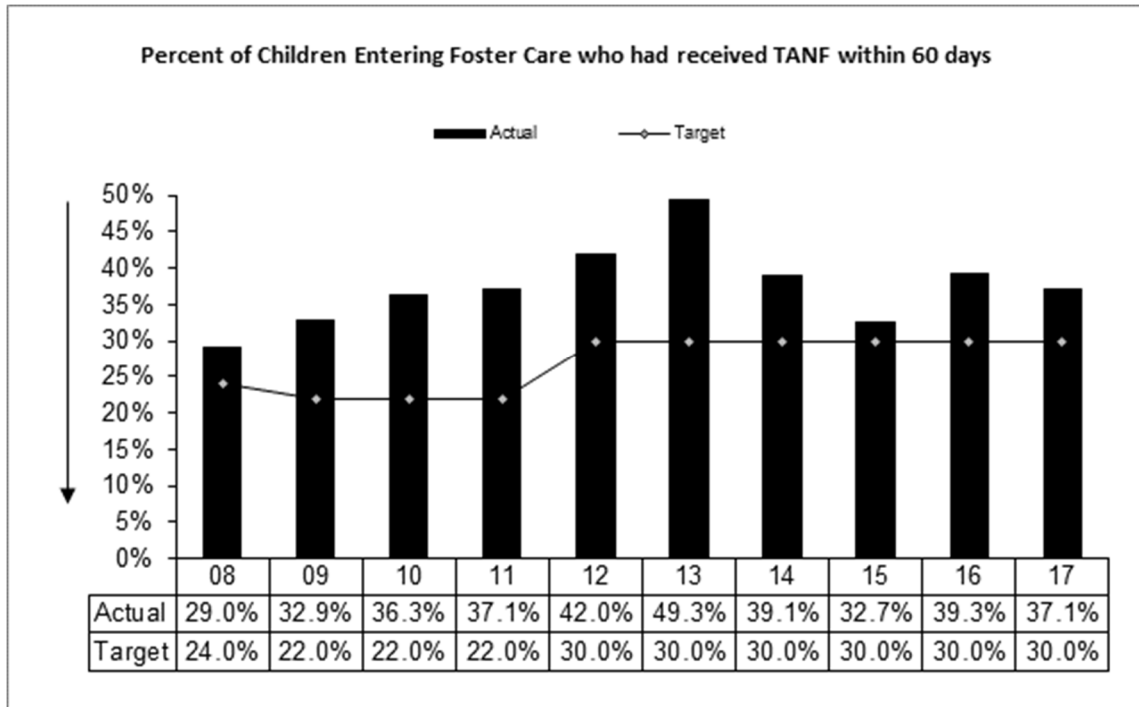
Program Justification and Link to Focus Areas

This program focuses on building safer, healthier communities by promoting its goal of increasing child safety and contributing to family stability. By achieving this goal, the program helps to reduce or prevent TANF children from entering the child welfare and foster care system. Children who enter foster care are more likely to struggle with school, experience homelessness and unemployment, and may become part of the juvenile and adult corrections system. Most TANF families served through FS&C have significant needs that include needing help with parenting, housing or other stabilization services. TANF is an important part of the service array, providing cash assistance, case management, and employment and training services to families with children living in extreme poverty.

Program Performance

The primary performance measure is the percentage of children entering foster care who received TANF 60 days prior to foster care entry. The display below shows the percentage of children entering foster care who had received TANF has been increasing.

There continues to be a high percentage and disproportionate number of African American children who received TANF prior to entering foster care. The TANF program and FS&C is aligning with Child Welfare, and other family stability efforts such as the Oregon Parenting Education Collaborative (funding for parenting hubs and Evidence Based Curricula delivery), Maternal, Infant, and Early Childhood Home Visiting program (MIECHV), Head Start, Early Head Start and Relief Nurseries. The SPRF funding has increased local service provision availability in communities specific to this population. Applicants had to demonstrate in their request that the community demographics were included and plans to implement programs equitably.



Enabling Legislation/Program Authorization

Title II of the Child Abuse Prevention and Treatment Act (CAPTA), as amended by P.L. 111-320, authorizes grant funds to be released to the states and names the program Community-Based Grants for the Prevention of Child Abuse and Neglect (CBCAP). The grant requires a 20 percent match of State General Funds.

The TANF program is authorized under Title IV-A of the Social Security Act, as amended by the Personal Responsibility and Work Opportunity Reconciliation Act of 1996 (PRWORA), and the Deficit Reduction Act of 2005.

Funding Streams

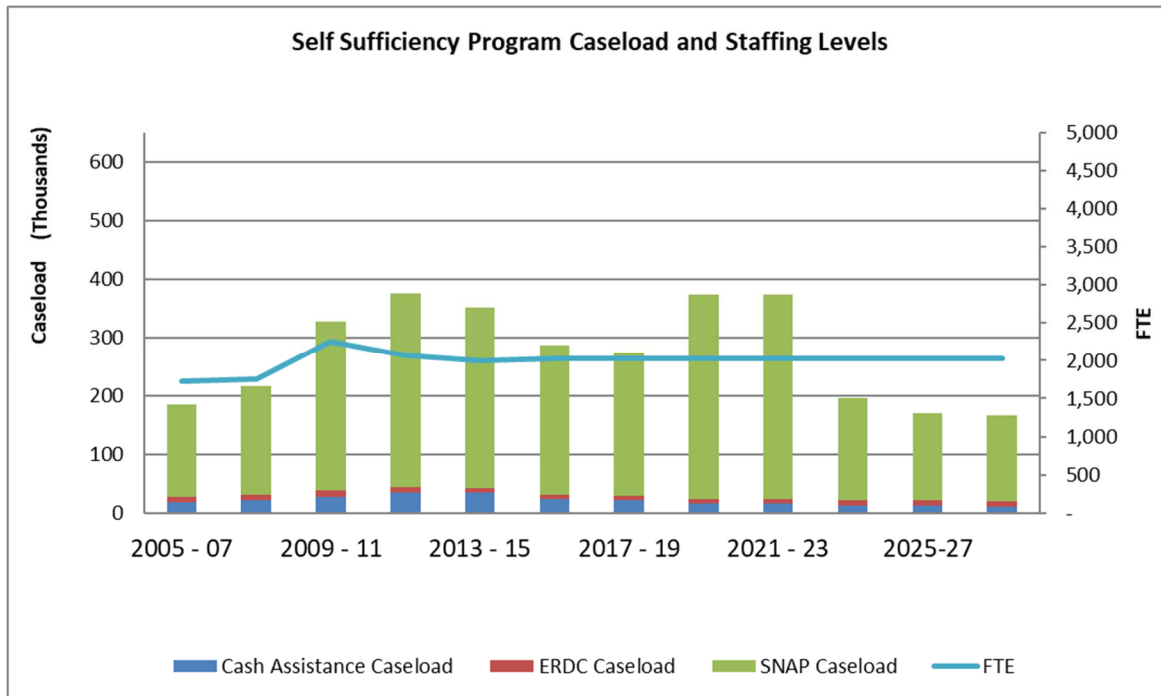
The FS&C program is funded with a blend of TANF Federal Funds, CBCAP grant funds and State General Fund dollars. The CBCAP grant awards additional leveraged funds each year based on a formula giving credit for the previous year’s contribution of state General Fund dollars over the 20% required match. In addition, individual contracted programs in the ODHS districts add leveraged funds on the local level from agency donations, grants and fundraising.

Funding Justification, and Significant Changes

Family Support and Connections is funded at Current Service Level

Oregon Department of Human Services: Delivery and Design

Primary Long-Term Focus Area: Safer, Healthier Communities
 Secondary Long-Term Focus Area: Excellence in State Government
 Program Contact: Dan Haun



Program Overview

This program provides design, personnel and service delivery in addition to oversight, planning, reporting, implementation, training, eligibility and benefit issuance for programs that support a diverse, low-income population in need of economic supports and self-sufficiency services to meet their basic needs. The last economic recession triggered a dramatic increase in demand for these services which include food and cash assistance, and other programs that enhance employability and support job retention among clients.

Self-Sufficiency Programs reallocated staff resources to meet client demand and increase positive outcomes for TANF clients. This was accomplished by staff reallocation approved heading into the 2019-21 biennium. These positions provide families, who are living at an estimated 37 percent of the federal poverty Level,

with services to stabilize their living situations and increase their earning potential to move them off state-provided services.

The TANF program has reinvested funds into efforts that maximize the dollars for benefits that are targeted at building participant progression in work related activities, identifying and building on skills and leveraging community collaborations to provide solid foundations that lead not only to employment placement but retention and advancement.

House Bill 2015 and the Reauthorization of Child Care and Development Fund act of 2014 have strengthened the Employment Related Day Care Program through several program enhancements. ODHS implemented enhancements on October 1, 2015. Working students, and self-employed families can access affordable quality child care while they improve their life circumstances, making it easier to move out of poverty. A 12-month eligibility period, three months of work search for a parent who has lost a job, continued child care coverage while on medical leave and a higher exit income limit allow for continuity of care for children. Additional changes include incentive payments for quality rated child care providers and a reduced copay incentive for parents who use a quality rated child care provider. Program improvements have reduced the number of cases lost through attrition, meaning families are staying on ERDC longer allowing for continuity of care for children.

Program Funding Request

Self Sufficiency Healthy People Design						
Self Sufficiency Design	GF	OF	FF	TF	Pos	FTE
LAB 19-21	24,740,986	459,806	32,103,258	57,304,050	111	110.00
GB 21-23	26,196,119	424,705	21,173,330	47,794,154	118	117.14
Difference	1,455,133	(35,101)	(10,929,928)	(9,509,896)	7	7.14
Percentage change	5.88%	-7.63%	-34.05%	-16.60%	6.31%	6.49%
Self Sufficiency Healthy People Delivery						
Self Sufficiency Delivery	GF	OF	FF	TF	Pos	FTE
LAB 19-21	169,606,536	389,649	171,520,392	341,516,577	1,940	1,939.63
GB 21-23	231,783,476	285,021	153,889,023	385,957,520	2,074	2,073.13
Difference	62,176,940	(104,628)	(17,631,369)	44,440,943	134	133.50
Percentage change	36.66%	-26.85%	-10.28%	13.01%	6.91%	6.88%
Self Sufficiency Healthy People Total (Design & Delivery)						
Self Sufficiency Design and Delivery	GF	OF	FF	TF	Pos	FTE
LAB 19-21	194,347,522	849,455	203,623,650	398,820,627	2,051	2,049.63
GB 21-23	257,979,595	709,726	175,062,353	433,751,674	2,192	2,190.27
Difference	63,632,073	(139,729)	(28,561,297)	34,931,047	141	140.64
Percentage change	32.74%	-16.45%	-14.03%	8.76%	6.87%	6.86%

Program Description

This program encompasses and supports the personnel necessary to provide eligibility and family engagement services to vulnerable Oregonians who request assistance to meet basic needs such as food and shelter, and need access to employment programs. Self Sufficiency family stability and work support programs include the following:

- Temporary Assistance for Needy Families (TANF) provides cash assistance, job preparation services and community connections to low-income families with children while they strive for self-sufficiency.
- TANF Jobs Opportunity and Basic Skills (JOBS) program is an employment and training program.
- Supplemental Nutrition Assistance Program (SNAP) helps low-income families buy healthy foods to meet their nutritional needs.
- SNAP can also provide limited assistance with job search and links to employment resources through the Oregon Food Stamp Employment and Training (OFSET) program and the 50/50 Employment and Training Program.
- Employment Related Day Care (ERDC) helps low-income, working families with quality child care.
- Family Support and Connections (FS&C) provides local advocates who work with families to help those overcome parenting challenges to create family stability and reduce the risks of Child Welfare involvement.
- Temporary Assistance for Domestic Violence Survivors (TA-DVS) provides up to \$1,200 to help pregnant women and families flee or stay free from domestic violence.
- Refugee Services support the successful resettlement of families in the U.S. who are fleeing persecution in their countries of origin.

Major cost drivers for the personnel need for Self-Sufficiency Programs Delivery and Design are federal or state program mandates, economic conditions which affect caseload size, such as the number of Oregonians needing assistance, personnel turnover, the related training and travel costs, the work effort required to provide services, and personnel packages such as position cost, infrastructure improvements, etc.

Program Justification and Link to Focus Areas

This program primarily supports the Safer, Healthier Communities focus area by helping Oregonians meet their basic needs such as food, housing and medical care referrals in order for people to be healthy and have the best possible quality of life at all ages. It also links to the Economy and Jobs, and Safety Outcome areas.

Staff supports basic needs programs such as financial assistance, food assistance, medical insurance (referral only), child care, domestic violence services, employment and training, refugee and youth services. Also, staff is responsible for disaster program delivery when needed and as identified by the federal program.

Staff at the state and local levels coordinates with Child Welfare to work with families to increase their stability and prevent Child Welfare involvement. This collaboration helps to support the focus by ensuring children are cared for regardless of the system of service. Other collaborations have been built around domestic violence, housing, alcohol, drug and mental health treatment, workforce development, vocational rehabilitation, health care, and education.

Program Performance

Personnel resources provide performance in the delivery of programs within Self Sufficiency. A workload model is used to provide a basis for determining personnel needs to adequately support those seeking services. The work of staff in administration and central support is not included in the workload model; however, the work of central support staff is vital to the delivery of services in field offices. Central support provides the oversight of policy development, program design, and changes required through legislation, as well as federal reporting compliance, and has not been adequately staffed for several years.

We are committed to continually evaluating how to work in a more lean and efficient way to help streamline our efforts and improve outcomes for our clients and our budgets. As an example, improvements continue in how we interview and determine eligibility for SNAP and TANF. This greatly improved the capacity of staff to see clients and issue benefits quickly and helps us gain monetary performance awards to further benefit the state. The United States Department of Agriculture (USDA) Food and Nutrition Service (FNS) recognized Oregon as a national model for effective administration of the SNAP program. FNS awarded Oregon performance bonuses for its timeliness in issuing benefits and for program accessibility.

This active process of identifying ways to improve efficiencies allowed the Self Sufficiency Program to reinvest staff resources to close the gap between positions needed and those authorized in the 2019-2021 biennium. The Self Sufficiency Program continues to identify opportunities for other efficiencies as the delivery programs are still understaffed based on client demand. We are developing new models of delivery that will include online applications, electronic workflow and distribution which, over time, will allow staff to spend less time on paperwork and more time working directly with clients providing services such as referrals to community resources, employment and training assistance, and case management.

Additionally, program areas are developing strategic plans for program delivery, including high priority areas where breakthroughs are desired in either outcomes or the way work is done. One high priority area we share with the Vocational Rehabilitation and the Aging and People with Disabilities programs is on increasing employment outcomes for clients. We can best meet the needs of our clients by collaborating across programs to help them progress quickly along the road to self-sufficiency.

Enabling Legislation/Program Authorization

Self-Sufficiency Programs have varying levels of mandates from federal law and the Oregon constitution. SNAP and Medicaid are federally mandated programs. TANF is a federal block grant program. It is authorized under Title IV-A of the Social Security Act, as amended by the Personal Responsibility and Work Opportunity Reconciliation Act of 1996 (PRWORA), and the Deficit Reduction Act of 2005. A significant portion of the TANF eligibility criteria is codified in State statute chapters 411 and 412. ODHS has statutory authority to administer the ERDC program through ORS 409.010(2) (c), 411.141 and 418.485. Family Support and Connections services are authorized through the Title II of the Child Abuse Prevention and Treatment Act (CAPTA), as amended by P.L. 111-320.

Funding Streams

Funding for personnel for Program Delivery and Design is determined through Random Moment Sampling Surveys to identify which programs are being worked on in the moment and the funding split for administration of the program. With RMSS, field delivery staff are required at random intervals to indicate the time spent on various activities to determine the level of federal funding which directly supports our ability to provide Self Sufficiency Program services. The funding is a mixture of Federal and General Funds that cover the work done by the employees to support the programs that they work in. The main grant used is SNAP

Administration funded 50 percent Federal and 50 percent General Funds. TANF and CCDF funds also are used.

Funding Justification, And Significant Changes to 21-23 CSL

There are multiple investments in the Governor’s Budget (GB), in addition to the regular essential packages that are part of the normal budget build process.

PACKAGE NO. POP 130 (LC 023)	PACKAGE TITLE SURVIVOR INVRSTMENT PARTNERSHIP				
GENERAL FUND \$676,277	OTHER FUNDS	FEDERAL FUNDS	TOTAL FUNDS \$676,277	POSITIONS 3	FTE 2.64
PACKAGE DESCRIPTION					
<p>In partnership with the Governor’s Office, ODHS Self-Sufficiency is proposing the Survivor Investment Partnership (SIP) Program to increase accessibility of advocacy services and meaningful financial support to survivors of domestic violence and sexual assault including Tribal members, individuals without children, and vulnerable populations. Domestic Violence is disproportionately prevalent in vulnerable populations:</p> <ul style="list-style-type: none"> • Prevalence rates for Tribal members experiencing domestic violence is at 44% nationally. • 2017 Adult Protective Services reports show out of 3,672 founded community allegations investigated for abuse, 85% of those cases were individuals that may have experienced some form of domestic violence • In Federal Fiscal Year 2018, 21.5% of children in Child Welfare that were victims of Child Abuse were children of color. <p>Survivors of domestic violence and sexual assault need access to culturally responsive advocacy services and meaningful financial support. There are high rates of domestic and sexual violence in Oregon and services to support survivors are underfunded. There are current gaps in services, where culturally specific services are not available across the state, there is a need for additional services in Tribal Communities, and survivors of domestic violence and sexual assault (DVSA) need access to funding that both supports underserved and vulnerable populations and that is accessible and meaningful.</p>					

The intention is to expand services in a meaningful way and to reach underserved populations. This proposal will focus on increasing partnerships and access to meaningful financial supports by contracting with these partners to increase capacity and advocacy in their agencies and open resources for survivors through the survivor investment dollars. This program will focus on providing culturally responsive advocacy and financial support to survivors. This proposal is still in development with ongoing workgroups, partners, Tribes, and the Governor’s Office.

PACKAGE NO. POP 206	PACKAGE TITLE INTEGRATED ELIGIBILITY SUPPORTING THE POST-IMPLEMENTATION SYSTEM				
GENERAL FUND \$458,832	OTHER FUNDS	FEDERAL FUNDS \$688,252	TOTAL FUNDS \$1,147,081	POSITIONS 4	FTE 4.00

PACKAGE DESCRIPTION

This POP requests resources and funding to provide stability and continued support for the Integrated Eligibility (IE) program. The Integrated Eligibility initiative is a multi-biennium effort to develop a comprehensive unified system called ONE that integrates eligibility determination for Non-MAGI Medicaid, Supplemental Nutrition Assistance Program (SNAP), Temporary Assistance for Needy Families (TANF) and Employment Related Day Care (ERDC) benefits. This system represents an essential lifeline to vulnerable Oregonians in need. The IE program is an umbrella under which multiple inter-dependent yet disparate bodies of work fall.

- The core system will be implemented statewide before July of 2021. Following implementation there will be a substantial stabilization period to resolve defects, add minor enhancements and help staff adjust to the new system.
- Major enhancements to the system will be needed to add functionality that was not included in the original system requirements. These include functionality such as:
 - Mandated changes for Asset Verification Services
 - Updates to Medicare information
 - Mandated and/or required reports for all programs
 - Additional federal reporting or federal changes that have been passed nationally regarding the SNAP program
 - Increased functionality for operational efficiency to ensure Oregonians receive the services they need in the most efficient method possible

- User Acceptance Tools need to be upgraded to support further enhancements. For example, Team Foundation Server must be upgraded to the latest version (Azure DevOps Server) before it reaches end-of-life. All UAT activities are currently supported by the State and are not provided by Deloitte.
- The Eligibility Transformation team which provides trainers, subject matter experts and leadership will need to continue to provide support services into the 2021-23 biennium.
- Ongoing support of the Legacy systems relied upon by IE. Changes made to the IE core system typically require changes to the legacy systems, which ultimately pays out benefits for clients. Test environments created to support user acceptance testing and ongoing support and maintenance for the existing automated test suite were not included in previous funding requests. Additional resources will be needed to ensure the environment and tools can support system changes, system enhancements, testing and training. Disaster Recovery functionality and testing needs to be established for IE core.
- On-going Maintenance & Operational (M&O) support will be provided by Deloitte for the core system. Funding is requested through this POP for those M&O expenses.

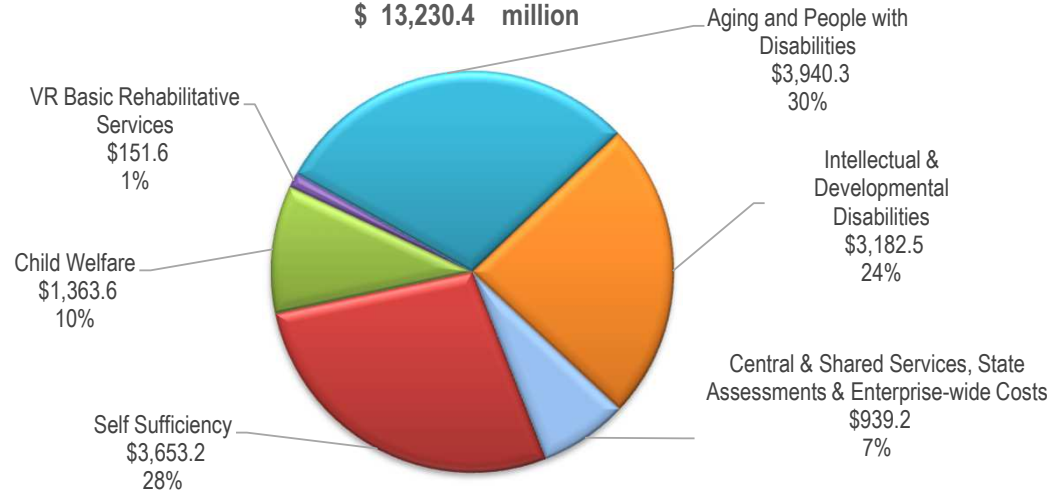
The Integrated Eligibility (IE) program must meet the needs of the Oregonians in which it serves. Enhanced Federal funding will continue to be available to finance a portion of the requests outlined for enhancements. Items that are M&O or not new development are not eligible for enhanced funding but can receive funds under the maintenance and operational federal match.

In addition, the Governor’s budget proposes reductions and other changes as follows:

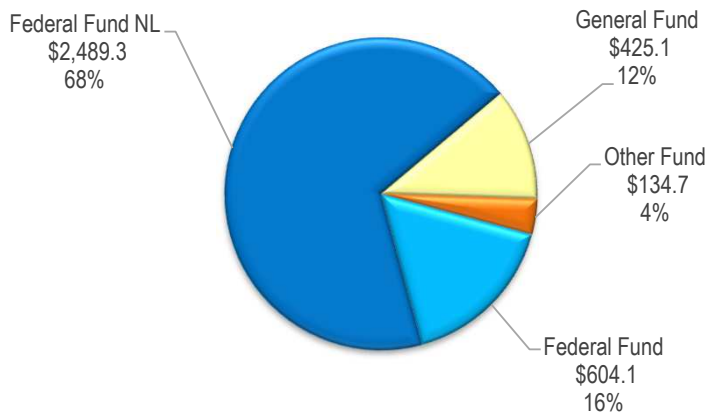
- Eliminate most inflation for Supplies and Services (Pkg 091)
- Additional 3% Vacancy savings (Pkg 092)
- Reduction for DAS service charges (Pkg 096)
- Reduction for Attorney General services charges (Pkg 097)

Furthermore, 133 Limited Duration Positions from CSL were awarded in Delivery.

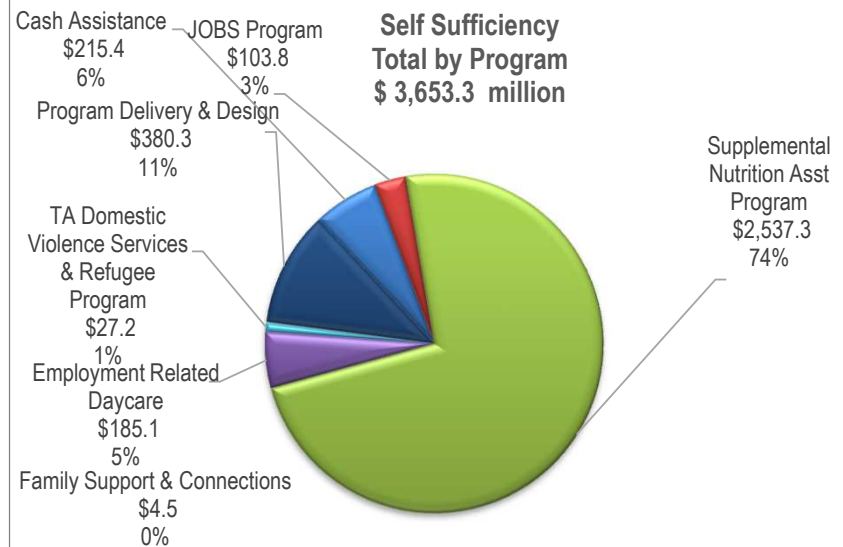
**Oregon Department of Human Services
2019-21 Legislatively Approved Budget
Total Fund by Program Area
\$ 13,230.4 million**



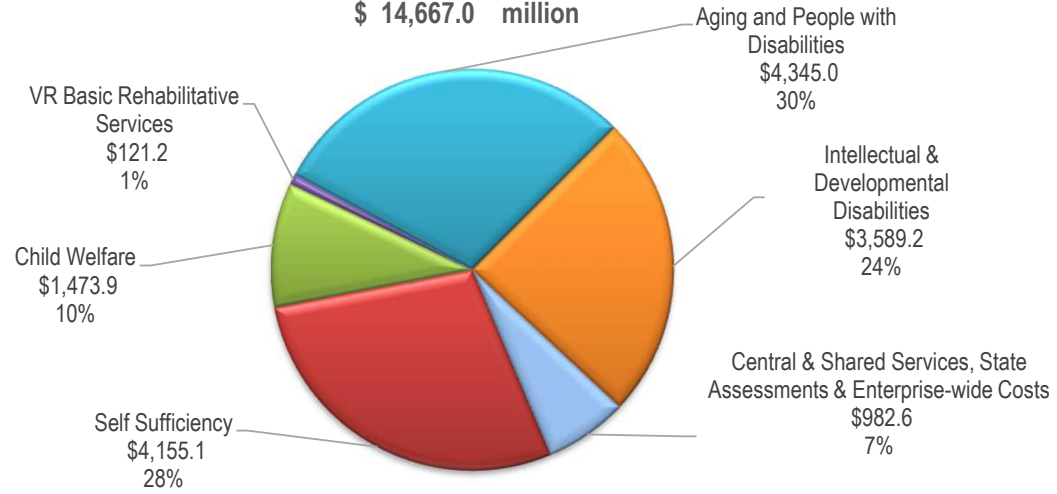
**Self Sufficiency
Total by Fund Type
\$ 3,653.3 million**



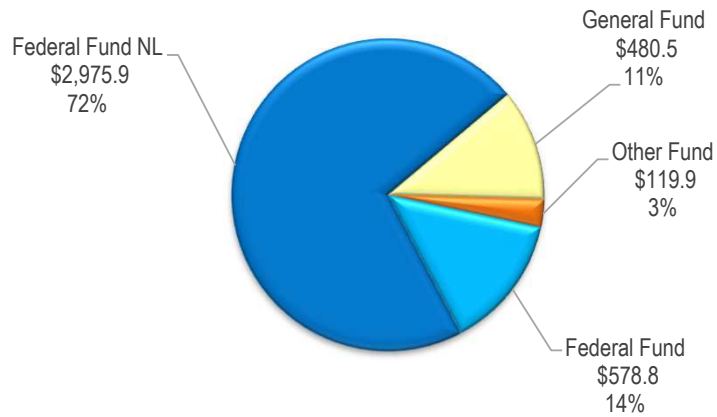
**Self Sufficiency
Total by Program
\$ 3,653.3 million**



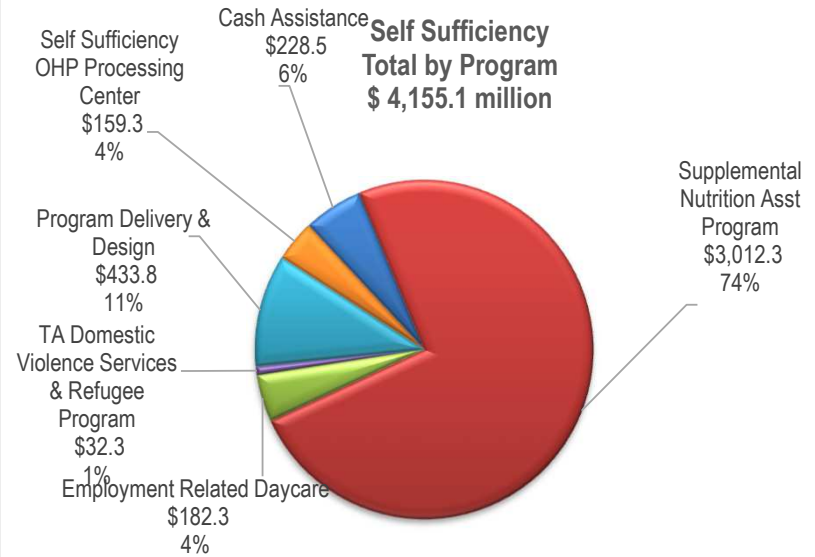
**Oregon Department of Human Services
2021-23 Governor's Budget
Total Fund by Program Area
\$ 14,667.0 million**



**Self Sufficiency
Total by Fund Type
\$ 4,155.1 million**



**Self Sufficiency
Total by Program
\$ 4,155.1 million**



DETAIL OF LOTTERY FUNDS, OTHER FUNDS, AND FEDERAL FUNDS REVENUE

Human Services, Dept. of
2021-23 Biennium

Agency Number: 10000
Cross Reference Number: 10000-060-01-00-00000

<i>Source</i>	2017-19 Actuals	2019-21 Leg Adopted Budget	2019-21 Leg Approved Budget	2021-23 Agency Request Budget	2021-23 Governor's Budget	2021-23 Leg. Adopted Budget
Other Funds						
Non-business Lic. and Fees	93,222	-	-	-	-	-
Sales Income	30	-	-	-	-	-
Other Revenues	6,622,691	3,718,528	3,718,528	3,478,397	3,746,071	-
Tsfr From Oregon Health Authority	2,000,000	-	-	-	-	-
Tsfr From Education, Dept of	103,458,915	118,982,259	118,982,259	116,335,929	116,335,929	-
Tsfr From Labor and Ind, Bureau	229,581	-	-	-	-	-
Tsfr To HECC	-	(243,000)	(243,000)	-	-	-
Total Other Funds	\$112,404,439	\$122,457,787	\$122,457,787	\$119,814,326	\$120,082,000	-
Federal Funds						
Federal Funds	428,504,562	602,221,798	602,221,798	591,503,917	578,836,844	-
Tsfr To Employment Dept	(200,000)	-	-	-	-	-
Tsfr To Housing and Com Svcs	(933,778)	-	-	-	-	-
Total Federal Funds	\$427,370,784	\$602,221,798	\$602,221,798	\$591,503,917	\$578,836,844	-
Nonlimited Federal Funds						
Federal Funds	1,855,270,592	1,939,345,331	1,939,345,331	1,939,345,331	2,975,868,127	-
Total Nonlimited Federal Funds	\$1,855,270,592	\$1,939,345,331	\$1,939,345,331	\$1,939,345,331	\$2,975,868,127	-

ESSENTIAL AND POLICY PACKAGE FISCAL IMPACT SUMMARY

Human Services, Dept. of
Pkg: 010 - Non-PICS Psnl Svc / Vacancy Factor

Cross Reference Name: Self Sufficiency - Program
Cross Reference Number: 10000-060-01-00-00000

<i>Description</i>	General Fund	Lottery Funds	Other Funds	Federal Funds	Nonlimited Other Funds	Nonlimited Federal Funds	All Funds
Revenues							
General Fund Appropriation	1,386,753	-	-	-	-	-	1,386,753
Other Revenues	-	-	6,085	-	-	-	6,085
Federal Funds	-	-	-	606,781	-	-	606,781
Total Revenues	\$1,386,753	-	\$6,085	\$606,781	-	-	\$1,999,619
Personal Services							
Temporary Appointments	81,733	-	1,017	105,349	-	-	188,099
Overtime Payments	7,923	-	6	13,902	-	-	21,831
Shift Differential	587	-	41	829	-	-	1,457
All Other Differential	51,515	-	7,715	155,436	-	-	214,666
Public Employees' Retire Cont	10,396	-	1,345	29,473	-	-	41,214
Pension Obligation Bond	1,380,172	-	(4,993)	37,457	-	-	1,412,636
Social Security Taxes	10,844	-	671	21,077	-	-	32,592
Unemployment Assessments	-	-	-	-	-	-	-
Vacancy Savings	(156,417)	-	283	243,258	-	-	87,124
Total Personal Services	\$1,386,753	-	\$6,085	\$606,781	-	-	\$1,999,619
Total Expenditures							
Total Expenditures	1,386,753	-	6,085	606,781	-	-	1,999,619
Total Expenditures	\$1,386,753	-	\$6,085	\$606,781	-	-	\$1,999,619

ESSENTIAL AND POLICY PACKAGE FISCAL IMPACT SUMMARY

Human Services, Dept. of
 Pkg: 010 - Non-PICS Psnl Svc / Vacancy Factor

Cross Reference Name: Self Sufficiency - Program
 Cross Reference Number: 10000-060-01-00-00000

<i>Description</i>	General Fund	Lottery Funds	Other Funds	Federal Funds	Nonlimited Other Funds	Nonlimited Federal Funds	All Funds
Ending Balance							
Ending Balance	-	-	-	-	-	-	-
Total Ending Balance	-	-	-	-	-	-	-

ESSENTIAL AND POLICY PACKAGE FISCAL IMPACT SUMMARY

Human Services, Dept. of
Pkg: 021 - Phase-in

Cross Reference Name: Self Sufficiency - Program
Cross Reference Number: 10000-060-01-00-00000

<i>Description</i>	General Fund	Lottery Funds	Other Funds	Federal Funds	Nonlimited Other Funds	Nonlimited Federal Funds	All Funds
Revenues							
Federal Funds	-	-	-	1,976,089	-	-	1,976,089
Total Revenues	-	-	-	\$1,976,089	-	-	\$1,976,089
Personal Services							
Class/Unclass Sal. and Per Diem	-	-	-	1,335,840	-	-	1,335,840
Empl. Rel. Bd. Assessments	-	-	-	464	-	-	464
Public Employees' Retire Cont	-	-	-	231,368	-	-	231,368
Social Security Taxes	-	-	-	102,193	-	-	102,193
Worker's Comp. Assess. (WCD)	-	-	-	368	-	-	368
Flexible Benefits	-	-	-	305,856	-	-	305,856
Total Personal Services	-	-	-	\$1,976,089	-	-	\$1,976,089
Total Expenditures							
Total Expenditures	-	-	-	1,976,089	-	-	1,976,089
Total Expenditures	-	-	-	\$1,976,089	-	-	\$1,976,089
Ending Balance							
Ending Balance	-	-	-	-	-	-	-
Total Ending Balance	-	-	-	-	-	-	-
Total Positions							
Total Positions							8
Total Positions	-	-	-	-	-	-	8

ESSENTIAL AND POLICY PACKAGE FISCAL IMPACT SUMMARY

Human Services, Dept. of
Pkg: 021 - Phase-in

Cross Reference Name: Self Sufficiency - Program
Cross Reference Number: 10000-060-01-00-00000

<i>Description</i>	General Fund	Lottery Funds	Other Funds	Federal Funds	Nonlimited Other Funds	Nonlimited Federal Funds	All Funds
Total FTE							
Total FTE							8.00
Total FTE	-	-	-	-	-	-	8.00

ESSENTIAL AND POLICY PACKAGE FISCAL IMPACT SUMMARY

Human Services, Dept. of
Pkg: 022 - Phase-out Pgm & One-time Costs

Cross Reference Name: Self Sufficiency - Program
Cross Reference Number: 10000-060-01-00-00000

<i>Description</i>	General Fund	Lottery Funds	Other Funds	Federal Funds	Nonlimited Other Funds	Nonlimited Federal Funds	All Funds
Revenues							
General Fund Appropriation	(4,800,000)	-	-	-	-	-	(4,800,000)
Federal Funds	-	-	-	(13,000,000)	-	-	(13,000,000)
Tsfr From Education, Dept of	-	-	(2,708,000)	-	-	-	(2,708,000)
Total Revenues	(\$4,800,000)	-	(\$2,708,000)	(\$13,000,000)	-	-	(\$20,508,000)
Special Payments							
Dist to Individuals	(4,050,000)	-	(700,005)	(2,500,000)	-	-	(7,250,005)
Spc Pmt to Oregon Health Authority	(750,000)	-	-	-	-	-	(750,000)
Spc Pmt to Housing and Com Svcs	-	-	-	(10,500,000)	-	-	(10,500,000)
Total Special Payments	(\$4,800,000)	-	(\$700,005)	(\$13,000,000)	-	-	(\$18,500,005)
Total Expenditures							
Total Expenditures	(4,800,000)	-	(700,005)	(13,000,000)	-	-	(18,500,005)
Total Expenditures	(\$4,800,000)	-	(\$700,005)	(\$13,000,000)	-	-	(\$18,500,005)
Ending Balance							
Ending Balance	-	-	(2,007,995)	-	-	-	(2,007,995)
Total Ending Balance	-	-	(\$2,007,995)	-	-	-	(\$2,007,995)

ESSENTIAL AND POLICY PACKAGE FISCAL IMPACT SUMMARY

**Human Services, Dept. of
Pkg: 031 - Standard Inflation**

**Cross Reference Name: Self Sufficiency - Program
Cross Reference Number: 10000-060-01-00-00000**

<i>Description</i>	General Fund	Lottery Funds	Other Funds	Federal Funds	Nonlimited Other Funds	Nonlimited Federal Funds	All Funds
Revenues							
General Fund Appropriation	10,594,245	-	-	-	-	-	10,594,245
Other Revenues	-	-	13,686	-	-	-	13,686
Federal Funds	-	-	-	6,624,780	-	-	6,624,780
Total Revenues	\$10,594,245	-	\$13,686	\$6,624,780	-	-	\$17,232,711

Services & Supplies

Instate Travel	72,050	-	468	51,061	-	-	123,579
Out of State Travel	1,867	-	-	2,446	-	-	4,313
Employee Training	67,034	-	364	60,593	-	-	127,991
Office Expenses	162,746	-	1,452	63,262	-	-	227,460
Telecommunications	50,213	-	1,344	79,952	-	-	131,509
Data Processing	52,088	-	17	47,975	-	-	100,080
Publicity and Publications	38,755	-	11	1,043	-	-	39,809
Professional Services	652,637	-	711	638,960	-	-	1,292,308
IT Professional Services	923,532	-	-	5,408,326	-	-	6,331,858
Attorney General	130,508	-	507	102,781	-	-	233,796
Employee Recruitment and Develop	383	-	3	194	-	-	580
Dues and Subscriptions	602	-	10	772	-	-	1,384
Facilities Rental and Taxes	7,144	-	-	8,603	-	-	15,747
Fuels and Utilities	1,157	-	6	1,209	-	-	2,372
Facilities Maintenance	3,355	-	29	3,190	-	-	6,574
Food and Kitchen Supplies	-	-	-	-	-	-	-
Medical Services and Supplies	-	-	-	-	-	-	-
Other Care of Residents and Patients	112	-	-	272	-	-	384
Agency Program Related S and S	21,699	-	1,426	33,322	-	-	56,447

Agency Request
2021-23 Biennium

Governor's Budget
Page 6

Legislatively Adopted
Essential and Policy Package Fiscal Impact Summary - BPR013

ESSENTIAL AND POLICY PACKAGE FISCAL IMPACT SUMMARY

**Human Services, Dept. of
Pkg: 031 - Standard Inflation**

**Cross Reference Name: Self Sufficiency - Program
Cross Reference Number: 10000-060-01-00-00000**

<i>Description</i>	General Fund	Lottery Funds	Other Funds	Federal Funds	Nonlimited Other Funds	Nonlimited Federal Funds	All Funds
Services & Supplies							
Other Services and Supplies	50,707	-	6,296	24,432	-	-	81,435
Expendable Prop 250 - 5000	15,825	-	79	26,718	-	-	42,622
IT Expendable Property	41,104	-	72	64,486	-	-	105,662
Total Services & Supplies	\$2,293,518	-	\$12,795	\$6,619,597	-	-	\$8,925,910
Capital Outlay							
Office Furniture and Fixtures	5,370	-	891	1,961	-	-	8,222
Data Processing Software	141	-	-	132	-	-	273
Total Capital Outlay	\$5,511	-	\$891	\$2,093	-	-	\$8,495
Special Payments							
Dist to Cities	1,964	-	-	1,964	-	-	3,928
Dist to Counties	-	-	-	-	-	-	-
Dist to Individuals	5,959,341	-	-	-	-	-	5,959,341
Dist to Contract Svc Providers	12,198	-	-	-	-	-	12,198
Other Special Payments	2,294,402	-	-	1,126	-	-	2,295,528
Spc Pmt to Employment Dept	3,231	-	-	-	-	-	3,231
Spc Pmt to HECC	24,080	-	-	-	-	-	24,080
Total Special Payments	\$8,295,216	-	-	\$3,090	-	-	\$8,298,306
Total Expenditures							
Total Expenditures	10,594,245	-	13,686	6,624,780	-	-	17,232,711
Total Expenditures	\$10,594,245	-	\$13,686	\$6,624,780	-	-	\$17,232,711

ESSENTIAL AND POLICY PACKAGE FISCAL IMPACT SUMMARY

Human Services, Dept. of
Pkg: 031 - Standard Inflation

Cross Reference Name: Self Sufficiency - Program
Cross Reference Number: 10000-060-01-00-00000

<i>Description</i>	General Fund	Lottery Funds	Other Funds	Federal Funds	Nonlimited Other Funds	Nonlimited Federal Funds	All Funds
Ending Balance							
Ending Balance	-	-	-	-	-	-	-
Total Ending Balance	-	-	-	-	-	-	-

ESSENTIAL AND POLICY PACKAGE FISCAL IMPACT SUMMARY

**Human Services, Dept. of
Pkg: 040 - Mandated Caseload**

**Cross Reference Name: Self Sufficiency - Program
Cross Reference Number: 10000-060-01-00-00000**

<i>Description</i>	General Fund	Lottery Funds	Other Funds	Federal Funds	Nonlimited Other Funds	Nonlimited Federal Funds	All Funds
Revenues							
General Fund Appropriation	15,885,294	-	-	-	-	-	15,885,294
Federal Funds	-	-	-	8,553,629	-	-	8,553,629
Total Revenues	\$15,885,294	-	-	\$8,553,629	-	-	\$24,438,923
Personal Services							
Class/Unclass Sal. and Per Diem	7,147,619	-	-	3,848,773	-	-	10,996,392
Empl. Rel. Bd. Assessments	5,054	-	-	2,660	-	-	7,714
Public Employees' Retire Cont	1,237,926	-	-	666,609	-	-	1,904,535
Social Security Taxes	546,788	-	-	294,459	-	-	841,247
Worker's Comp. Assess. (WCD)	3,990	-	-	2,128	-	-	6,118
Flexible Benefits	3,305,183	-	-	1,779,673	-	-	5,084,856
Total Personal Services	\$12,246,560	-	-	\$6,594,302	-	-	\$18,840,862
Services & Supplies							
Instate Travel	310,156	-	-	167,048	-	-	477,204
Employee Training	74,081	-	-	39,900	-	-	113,981
Office Expenses	512,582	-	-	275,975	-	-	788,557
Telecommunications	167,580	-	-	90,307	-	-	257,887
Medical Services and Supplies	2,471,925	-	-	1,330,902	-	-	3,802,827
Other Services and Supplies	46,550	-	-	25,137	-	-	71,687
Expendable Prop 250 - 5000	55,860	-	-	30,058	-	-	85,918
Total Services & Supplies	\$3,638,734	-	-	\$1,959,327	-	-	\$5,598,061

ESSENTIAL AND POLICY PACKAGE FISCAL IMPACT SUMMARY

Human Services, Dept. of
Pkg: 040 - Mandated Caseload

Cross Reference Name: Self Sufficiency - Program
Cross Reference Number: 10000-060-01-00-00000

<i>Description</i>	General Fund	Lottery Funds	Other Funds	Federal Funds	Nonlimited Other Funds	Nonlimited Federal Funds	All Funds
Total Expenditures							
Total Expenditures	15,885,294	-	-	8,553,629	-	-	24,438,923
Total Expenditures	\$15,885,294	-	-	\$8,553,629	-	-	\$24,438,923
Ending Balance							
Ending Balance	-	-	-	-	-	-	-
Total Ending Balance	-	-	-	-	-	-	-
Total Positions							
Total Positions							133
Total Positions	-	-	-	-	-	-	133
Total FTE							
Total FTE							133.00
Total FTE	-	-	-	-	-	-	133.00

ESSENTIAL AND POLICY PACKAGE FISCAL IMPACT SUMMARY

Human Services, Dept. of
Pkg: 050 - Fundshifts

Cross Reference Name: Self Sufficiency - Program
Cross Reference Number: 10000-060-01-00-00000

<i>Description</i>	General Fund	Lottery Funds	Other Funds	Federal Funds	Nonlimited Other Funds	Nonlimited Federal Funds	All Funds
Revenues							
General Fund Appropriation	-	-	-	-	-	-	-
Federal Funds	-	-	-	-	-	-	-
Total Revenues	-	-	-	-	-	-	-
Personal Services							
Class/Unclass Sal. and Per Diem	23,171,082	-	-	(23,171,082)	-	-	-
All Other Differential	1,278	-	-	(1,278)	-	-	-
Empl. Rel. Bd. Assessments	12,054	-	-	(12,054)	-	-	-
Public Employees' Retire Cont	4,013,567	-	-	(4,013,567)	-	-	-
Social Security Taxes	1,772,371	-	-	(1,772,371)	-	-	-
Worker's Comp. Assess. (WCD)	9,960	-	-	(9,960)	-	-	-
Flexible Benefits	8,019,684	-	-	(8,019,684)	-	-	-
Total Personal Services	\$36,999,996	-	-	(\$36,999,996)	-	-	-
Special Payments							
Dist to Individuals	(36,999,996)	-	-	36,999,996	-	-	-
Total Special Payments	(\$36,999,996)	-	-	\$36,999,996	-	-	-
Total Expenditures							
Total Expenditures	-	-	-	-	-	-	-
Total Expenditures	-	-	-	-	-	-	-

ESSENTIAL AND POLICY PACKAGE FISCAL IMPACT SUMMARY

Human Services, Dept. of
Pkg: 050 - Fundshifts

Cross Reference Name: Self Sufficiency - Program
Cross Reference Number: 10000-060-01-00-00000

<i>Description</i>	General Fund	Lottery Funds	Other Funds	Federal Funds	Nonlimited Other Funds	Nonlimited Federal Funds	All Funds
Ending Balance							
Ending Balance	-	-	-	-	-	-	-
Total Ending Balance	-	-	-	-	-	-	-

ESSENTIAL AND POLICY PACKAGE FISCAL IMPACT SUMMARY

Human Services, Dept. of
Pkg: 060 - Technical Adjustments

Cross Reference Name: Self Sufficiency - Program
Cross Reference Number: 10000-060-01-00-00000

<i>Description</i>	General Fund	Lottery Funds	Other Funds	Federal Funds	Nonlimited Other Funds	Nonlimited Federal Funds	All Funds
Revenues							
General Fund Appropriation	(9,502,424)	-	-	-	-	-	(9,502,424)
Federal Funds	-	-	-	(28,725,858)	-	-	(28,725,858)
Total Revenues	(\$9,502,424)	-	-	(\$28,725,858)	-	-	(\$38,228,282)
Services & Supplies							
IT Professional Services	(9,502,424)	-	-	(36,805,932)	-	-	(46,308,356)
Agency Program Related S and S	-	-	-	(191,266)	-	-	(191,266)
Total Services & Supplies	(\$9,502,424)	-	-	(\$36,997,198)	-	-	(\$46,499,622)
Capital Outlay							
Office Furniture and Fixtures	-	-	-	-	-	-	-
Total Capital Outlay	-	-	-	-	-	-	-
Special Payments							
Dist to Individuals	-	-	-	8,898,662	-	-	8,898,662
Other Special Payments	-	-	-	(27,322)	-	-	(27,322)
Spc Pmt to Oregon Health Authority	-	-	-	-	-	-	-
Spc Pmt to Education, Dept of	-	-	-	(600,000)	-	-	(600,000)
Total Special Payments	-	-	-	\$8,271,340	-	-	\$8,271,340
Total Expenditures							
Total Expenditures	(9,502,424)	-	-	(28,725,858)	-	-	(38,228,282)
Total Expenditures	(\$9,502,424)	-	-	(\$28,725,858)	-	-	(\$38,228,282)

ESSENTIAL AND POLICY PACKAGE FISCAL IMPACT SUMMARY

Human Services, Dept. of
Pkg: 060 - Technical Adjustments

Cross Reference Name: Self Sufficiency - Program
Cross Reference Number: 10000-060-01-00-00000

<i>Description</i>	General Fund	Lottery Funds	Other Funds	Federal Funds	Nonlimited Other Funds	Nonlimited Federal Funds	All Funds
Ending Balance							
Ending Balance	-	-	-	-	-	-	-
Total Ending Balance	-	-	-	-	-	-	-

ESSENTIAL AND POLICY PACKAGE FISCAL IMPACT SUMMARY

Human Services, Dept. of
Pkg: 070 - Revenue Shortfalls

Cross Reference Name: Self Sufficiency - Program
Cross Reference Number: 10000-060-01-00-00000

<i>Description</i>	General Fund	Lottery Funds	Other Funds	Federal Funds	Nonlimited Other Funds	Nonlimited Federal Funds	All Funds
Revenues							
Federal Funds	-	-	-	(4,134,268)	-	-	(4,134,268)
Total Revenues	-	-	-	(\$4,134,268)	-	-	(\$4,134,268)
Special Payments							
Dist to Counties	-	-	-	(4,134,268)	-	-	(4,134,268)
Total Special Payments	-	-	-	(\$4,134,268)	-	-	(\$4,134,268)
Total Expenditures							
Total Expenditures	-	-	-	(4,134,268)	-	-	(4,134,268)
Total Expenditures	-	-	-	(\$4,134,268)	-	-	(\$4,134,268)
Ending Balance							
Ending Balance	-	-	-	-	-	-	-
Total Ending Balance	-	-	-	-	-	-	-

ESSENTIAL AND POLICY PACKAGE FISCAL IMPACT SUMMARY

Human Services, Dept. of
Pkg: 087 - August 2020 Special Session

Cross Reference Name: Self Sufficiency - Program
Cross Reference Number: 10000-060-01-00-00000

<i>Description</i>	General Fund	Lottery Funds	Other Funds	Federal Funds	Nonlimited Other Funds	Nonlimited Federal Funds	All Funds
Revenues							
General Fund Appropriation	(3,593,577)	-	-	-	-	-	(3,593,577)
Other Revenues	-	-	261,262	-	-	-	261,262
Federal Funds	-	-	-	1,670,063	-	-	1,670,063
Tsfr From Transportation, Dept	-	-	-	-	-	-	-
Total Revenues	(\$3,593,577)	-	\$261,262	\$1,670,063	-	-	(\$1,662,252)
Personal Services							
Class/Unclass Sal. and Per Diem	(1,043,106)	-	(20,383)	(1,393,692)	-	-	(2,457,181)
Empl. Rel. Bd. Assessments	(710)	-	(16)	(911)	-	-	(1,637)
Public Employees' Retire Cont	(180,667)	-	(3,530)	(241,390)	-	-	(425,587)
Social Security Taxes	(79,804)	-	(1,559)	(106,621)	-	-	(187,984)
Worker's Comp. Assess. (WCD)	(564)	-	(13)	(725)	-	-	(1,302)
Flexible Benefits	(465,844)	-	(9,999)	(597,843)	-	-	(1,073,686)
Reconciliation Adjustment	15	-	2	18	-	-	35
Total Personal Services	(\$1,770,680)	-	(\$35,498)	(\$2,341,164)	-	-	(\$4,147,342)
Services & Supplies							
Instate Travel	(37,845)	-	-	(48,725)	-	-	(86,570)
Employee Training	(10,411)	-	-	(13,398)	-	-	(23,809)
Office Expenses	(72,013)	-	-	(92,711)	-	-	(164,724)
Telecommunications	(23,556)	-	(3,240)	(30,315)	-	-	(57,111)
IT Professional Services	(915,853)	-	-	(2,191,411)	-	-	(3,107,264)

ESSENTIAL AND POLICY PACKAGE FISCAL IMPACT SUMMARY

Human Services, Dept. of
Pkg: 087 - August 2020 Special Session

Cross Reference Name: Self Sufficiency - Program
Cross Reference Number: 10000-060-01-00-00000

<i>Description</i>	General Fund	Lottery Funds	Other Funds	Federal Funds	Nonlimited Other Funds	Nonlimited Federal Funds	All Funds
Services & Supplies							
Other Services and Supplies	(6,553)	-	-	(8,421)	-	-	(14,974)
Total Services & Supplies	(\$1,066,231)	-	(\$3,240)	(\$2,384,981)	-	-	(\$3,454,452)
Special Payments							
Dist to Individuals	(756,666)	-	300,000	6,396,208	-	-	5,939,542
Total Special Payments	(\$756,666)	-	\$300,000	\$6,396,208	-	-	\$5,939,542
Total Expenditures							
Total Expenditures	(3,593,577)	-	261,262	1,670,063	-	-	(1,662,252)
Total Expenditures	(\$3,593,577)	-	\$261,262	\$1,670,063	-	-	(\$1,662,252)
Ending Balance							
Ending Balance	-	-	-	-	-	-	-
Total Ending Balance	-	-	-	-	-	-	-
Total Positions							
Total Positions							(29)
Total Positions	-	-	-	-	-	-	(29)
Total FTE							
Total FTE							(28.05)
Total FTE	-	-	-	-	-	-	(28.05)

ESSENTIAL AND POLICY PACKAGE FISCAL IMPACT SUMMARY

Human Services, Dept. of
Pkg: 090 - Analyst Adjustments

Cross Reference Name: Self Sufficiency - Program
Cross Reference Number: 10000-060-01-00-00000

<i>Description</i>	General Fund	Lottery Funds	Other Funds	Federal Funds	Nonlimited Other Funds	Nonlimited Federal Funds	All Funds
Revenues							
General Fund Appropriation	1,636,744	-	-	-	-	-	1,636,744
Federal Funds	-	-	-	363,256	-	-	363,256
Total Revenues	\$1,636,744	-	-	\$363,256	-	-	\$2,000,000
Special Payments							
Dist to Individuals	2,000,000	-	-	-	-	-	2,000,000
Other Special Payments	(363,256)	-	-	363,256	-	-	-
Total Special Payments	\$1,636,744	-	-	\$363,256	-	-	\$2,000,000
Total Expenditures							
Total Expenditures	1,636,744	-	-	363,256	-	-	2,000,000
Total Expenditures	\$1,636,744	-	-	\$363,256	-	-	\$2,000,000
Ending Balance							
Ending Balance	-	-	-	-	-	-	-
Total Ending Balance	-	-	-	-	-	-	-

ESSENTIAL AND POLICY PACKAGE FISCAL IMPACT SUMMARY

Human Services, Dept. of
Pkg: 091 - Elimination of S&S Inflation

Cross Reference Name: Self Sufficiency - Program
Cross Reference Number: 10000-060-01-00-00000

<i>Description</i>	General Fund	Lottery Funds	Other Funds	Federal Funds	Nonlimited Other Funds	Nonlimited Federal Funds	All Funds
Revenues							
General Fund Appropriation	(1,232,334)	-	-	-	-	-	(1,232,334)
Other Revenues	-	-	-	-	-	-	-
Federal Funds	-	-	-	(1,099,887)	-	-	(1,099,887)
Total Revenues	(\$1,232,334)	-	-	(\$1,099,887)	-	-	(\$2,332,221)
Transfers Out							
Tsfr To OEIB	-	-	-	-	-	-	-
Total Transfers Out	-	-	-	-	-	-	-
Services & Supplies							
Instate Travel	(72,050)	-	(468)	(51,061)	-	-	(123,579)
Out of State Travel	(1,867)	-	-	(2,446)	-	-	(4,313)
Employee Training	(67,034)	-	(364)	(68,131)	-	-	(135,529)
Office Expenses	(162,746)	-	(1,452)	(63,262)	-	-	(227,460)
Telecommunications	(50,213)	-	(1,344)	(79,952)	-	-	(131,509)
Data Processing	(52,088)	-	(17)	(47,975)	-	-	(100,080)
Publicity and Publications	(38,755)	-	(11)	(1,043)	-	-	(39,809)
Professional Services	(652,637)	-	(711)	(638,960)	-	-	(1,292,308)
Employee Recruitment and Develop	(383)	-	(3)	(194)	-	-	(580)
Dues and Subscriptions	(602)	-	(10)	(772)	-	-	(1,384)
Fuels and Utilities	(1,157)	-	(6)	(1,209)	-	-	(2,372)
Facilities Maintenance	(3,355)	-	(29)	(3,190)	-	-	(6,574)
Other Care of Residents and Patients	(112)	-	-	(272)	-	-	(384)
Agency Program Related S and S	(21,699)	-	(1,426)	(25,784)	-	-	(48,909)

ESSENTIAL AND POLICY PACKAGE FISCAL IMPACT SUMMARY

Human Services, Dept. of
Pkg: 091 - Elimination of S&S Inflation

Cross Reference Name: Self Sufficiency - Program
Cross Reference Number: 10000-060-01-00-00000

<i>Description</i>	General Fund	Lottery Funds	Other Funds	Federal Funds	Nonlimited Other Funds	Nonlimited Federal Funds	All Funds
Services & Supplies							
Other Services and Supplies	(50,707)	-	(6,296)	(24,432)	-	-	(81,435)
Expendable Prop 250 - 5000	(15,825)	-	(79)	(26,718)	-	-	(42,622)
IT Expendable Property	(41,104)	-	(72)	(64,486)	-	-	(105,662)
Total Services & Supplies	(\$1,232,334)	-	(\$12,288)	(\$1,099,887)	-	-	(\$2,344,509)
Total Expenditures							
Total Expenditures	(1,232,334)	-	(12,288)	(1,099,887)	-	-	(2,344,509)
Total Expenditures	(\$1,232,334)	-	(\$12,288)	(\$1,099,887)	-	-	(\$2,344,509)
Ending Balance							
Ending Balance	-	-	12,288	-	-	-	12,288
Total Ending Balance	-	-	\$12,288	-	-	-	\$12,288

ESSENTIAL AND POLICY PACKAGE FISCAL IMPACT SUMMARY

Human Services, Dept. of
Pkg: 092 - Personal Services Adjustments

Cross Reference Name: Self Sufficiency - Program
Cross Reference Number: 10000-060-01-00-00000

<i>Description</i>	General Fund	Lottery Funds	Other Funds	Federal Funds	Nonlimited Other Funds	Nonlimited Federal Funds	All Funds
Revenues							
General Fund Appropriation	(6,405,641)	-	-	-	-	-	(6,405,641)
Other Revenues	-	-	-	-	-	-	-
Federal Funds	-	-	-	(4,157,543)	-	-	(4,157,543)
Total Revenues	(\$6,405,641)	-	-	(\$4,157,543)	-	-	(\$10,563,184)
Personal Services							
Vacancy Savings	(6,405,641)	-	(19,893)	(4,157,543)	-	-	(10,583,077)
Total Personal Services	(\$6,405,641)	-	(\$19,893)	(\$4,157,543)	-	-	(\$10,583,077)
Total Expenditures							
Total Expenditures	(6,405,641)	-	(19,893)	(4,157,543)	-	-	(10,583,077)
Total Expenditures	(\$6,405,641)	-	(\$19,893)	(\$4,157,543)	-	-	(\$10,583,077)
Ending Balance							
Ending Balance	-	-	19,893	-	-	-	19,893
Total Ending Balance	-	-	\$19,893	-	-	-	\$19,893

ESSENTIAL AND POLICY PACKAGE FISCAL IMPACT SUMMARY

Human Services, Dept. of
Pkg: 095 - DHS/OHA Reshoot

Cross Reference Name: Self Sufficiency - Program
Cross Reference Number: 10000-060-01-00-00000

<i>Description</i>	General Fund	Lottery Funds	Other Funds	Federal Funds	Nonlimited Other Funds	Nonlimited Federal Funds	All Funds
Revenues							
General Fund Appropriation	(520,903)	-	-	-	-	-	(520,903)
Other Revenues	-	-	6,412	-	-	-	6,412
Federal Funds	-	-	-	(9,364,257)	-	1,036,522,796	1,027,158,539
Total Revenues	(\$520,903)	-	\$6,412	(\$9,364,257)	-	\$1,036,522,796	\$1,026,644,048
Personal Services							
Class/Unclass Sal. and Per Diem	160,947	-	4,245	-	-	-	165,192
Empl. Rel. Bd. Assessments	57	-	1	-	-	-	58
Public Employees' Retire Cont	27,876	-	735	-	-	-	28,611
Social Security Taxes	12,312	-	325	-	-	-	12,637
Worker's Comp. Assess. (WCD)	45	-	1	-	-	-	46
Flexible Benefits	37,249	-	983	-	-	-	38,232
Reconciliation Adjustment	(1)	-	-	-	-	-	(1)
Total Personal Services	\$238,485	-	\$6,290	-	-	-	\$244,775
Services & Supplies							
Instate Travel	-	-	(8,472)	-	-	-	(8,472)
Employee Training	986	-	(6,910)	3,487	-	-	(2,437)
Office Expenses	(1,502,963)	-	(26,444)	(117,126)	-	-	(1,646,533)
Telecommunications	628	-	(21,475)	741	-	-	(20,106)
Professional Services	1,116,649	-	-	(1,116,649)	-	-	-
IT Professional Services	-	-	-	(464,169)	-	-	(464,169)
Dues and Subscriptions	-	-	(121)	-	-	-	(121)
Fuels and Utilities	-	-	(129)	-	-	-	(129)

ESSENTIAL AND POLICY PACKAGE FISCAL IMPACT SUMMARY

Human Services, Dept. of
Pkg: 095 - DHS/OHA Reshoot

Cross Reference Name: Self Sufficiency - Program
Cross Reference Number: 10000-060-01-00-00000

<i>Description</i>	General Fund	Lottery Funds	Other Funds	Federal Funds	Nonlimited Other Funds	Nonlimited Federal Funds	All Funds
Services & Supplies							
Facilities Maintenance	-	-	(671)	-	-	-	(671)
Medical Services and Supplies	-	-	-	(580,316)	-	-	(580,316)
Other Care of Residents and Patients	-	-	(13)	-	-	-	(13)
Agency Program Related S and S	-	-	(33,162)	-	-	-	(33,162)
Other Services and Supplies	(374,900)	-	(72,481)	582	-	-	(446,799)
Expendable Prop 250 - 5000	212	-	(1,836)	203	-	-	(1,421)
IT Expendable Property	-	-	(1,677)	-	-	-	(1,677)
Total Services & Supplies	(\$759,388)	-	(\$173,391)	(\$2,273,247)	-	-	(\$3,206,026)
Special Payments							
Dist to Individuals	-	-	-	(7,091,010)	-	1,036,522,796	1,029,431,786
Total Special Payments	-	-	-	(\$7,091,010)	-	\$1,036,522,796	\$1,029,431,786
Total Expenditures							
Total Expenditures	(520,903)	-	(167,101)	(9,364,257)	-	1,036,522,796	1,026,470,535
Total Expenditures	(\$520,903)	-	(\$167,101)	(\$9,364,257)	-	\$1,036,522,796	\$1,026,470,535
Ending Balance							
Ending Balance	-	-	173,513	-	-	-	173,513
Total Ending Balance	-	-	\$173,513	-	-	-	\$173,513

ESSENTIAL AND POLICY PACKAGE FISCAL IMPACT SUMMARY

Human Services, Dept. of
Pkg: 095 - DHS/OHA Reshoot

Cross Reference Name: Self Sufficiency - Program
Cross Reference Number: 10000-060-01-00-00000

<i>Description</i>	General Fund	Lottery Funds	Other Funds	Federal Funds	Nonlimited Other Funds	Nonlimited Federal Funds	All Funds
Total Positions							
Total Positions							1
Total Positions	-	-	-	-	-	-	1
Total FTE							
Total FTE							1.00
Total FTE	-	-	-	-	-	-	1.00

ESSENTIAL AND POLICY PACKAGE FISCAL IMPACT SUMMARY

Human Services, Dept. of
Pkg: 096 - Statewide Adjustment DAS Chgs

Cross Reference Name: Self Sufficiency - Program
Cross Reference Number: 10000-060-01-00-00000

<i>Description</i>	General Fund	Lottery Funds	Other Funds	Federal Funds	Nonlimited Other Funds	Nonlimited Federal Funds	All Funds
Revenues							
General Fund Appropriation	(96,245)	-	-	-	-	-	(96,245)
Other Revenues	-	-	-	-	-	-	-
Federal Funds	-	-	-	(41,368)	-	-	(41,368)
Total Revenues	(\$96,245)	-	-	(\$41,368)	-	-	(\$137,613)
Services & Supplies							
Instate Travel	(8,303)	-	(46)	(5,671)	-	-	(14,020)
Office Expenses	(87,942)	-	(695)	(35,697)	-	-	(124,334)
Total Services & Supplies	(\$96,245)	-	(\$741)	(\$41,368)	-	-	(\$138,354)
Total Expenditures							
Total Expenditures	(96,245)	-	(741)	(41,368)	-	-	(138,354)
Total Expenditures	(\$96,245)	-	(\$741)	(\$41,368)	-	-	(\$138,354)
Ending Balance							
Ending Balance	-	-	741	-	-	-	741
Total Ending Balance	-	-	\$741	-	-	-	\$741

ESSENTIAL AND POLICY PACKAGE FISCAL IMPACT SUMMARY

Human Services, Dept. of
Pkg: 097 - Statewide AG Adjustment

Cross Reference Name: Self Sufficiency - Program
Cross Reference Number: 10000-060-01-00-00000

<i>Description</i>	General Fund	Lottery Funds	Other Funds	Federal Funds	Nonlimited Other Funds	Nonlimited Federal Funds	All Funds
Revenues							
General Fund Appropriation	(47,409)	-	-	-	-	-	(47,409)
Other Revenues	-	-	-	-	-	-	-
Federal Funds	-	-	-	(37,337)	-	-	(37,337)
Total Revenues	(\$47,409)	-	-	(\$37,337)	-	-	(\$84,746)
Services & Supplies							
Attorney General	(47,409)	-	(184)	(37,337)	-	-	(84,930)
Total Services & Supplies	(\$47,409)	-	(\$184)	(\$37,337)	-	-	(\$84,930)
Total Expenditures							
Total Expenditures	(47,409)	-	(184)	(37,337)	-	-	(84,930)
Total Expenditures	(\$47,409)	-	(\$184)	(\$37,337)	-	-	(\$84,930)
Ending Balance							
Ending Balance	-	-	184	-	-	-	184
Total Ending Balance	-	-	\$184	-	-	-	\$184

ESSENTIAL AND POLICY PACKAGE FISCAL IMPACT SUMMARY

**Human Services, Dept. of
Pkg: 130 - Survivor Investment Partnership**

**Cross Reference Name: Self Sufficiency - Program
Cross Reference Number: 10000-060-01-00-00000**

<i>Description</i>	General Fund	Lottery Funds	Other Funds	Federal Funds	Nonlimited Other Funds	Nonlimited Federal Funds	All Funds
Revenues							
General Fund Appropriation	10,000,000	-	-	-	-	-	10,000,000
Total Revenues	\$10,000,000	-	-	-	-	-	\$10,000,000
Personal Services							
Class/Unclass Sal. and Per Diem	369,243	-	-	-	-	-	369,243
Empl. Rel. Bd. Assessments	150	-	-	-	-	-	150
Public Employees' Retire Cont	63,953	-	-	-	-	-	63,953
Pension Obligation Bond	-	-	-	-	-	-	-
Social Security Taxes	28,248	-	-	-	-	-	28,248
Unemployment Assessments	-	-	-	-	-	-	-
Worker's Comp. Assess. (WCD)	120	-	-	-	-	-	120
Mass Transit Tax	-	-	-	-	-	-	-
Flexible Benefits	100,359	-	-	-	-	-	100,359
Reconciliation Adjustment	3	-	-	-	-	-	3
Total Personal Services	\$562,076	-	-	-	-	-	\$562,076
Services & Supplies							
Instate Travel	8,181	-	-	-	-	-	8,181
Employee Training	2,250	-	-	-	-	-	2,250
Office Expenses	15,564	-	-	-	-	-	15,564
Telecommunications	5,091	-	-	-	-	-	5,091
Medical Services and Supplies	79,761	-	-	-	-	-	79,761
Other Services and Supplies	1,416	-	-	-	-	-	1,416

ESSENTIAL AND POLICY PACKAGE FISCAL IMPACT SUMMARY

Human Services, Dept. of
Pkg: 130 - Survivor Investment Partnership

Cross Reference Name: Self Sufficiency - Program
Cross Reference Number: 10000-060-01-00-00000

<i>Description</i>	General Fund	Lottery Funds	Other Funds	Federal Funds	Nonlimited Other Funds	Nonlimited Federal Funds	All Funds
Services & Supplies							
Expendable Prop 250 - 5000	1,938	-	-	-	-	-	1,938
Total Services & Supplies	\$114,201	-	-	-	-	-	\$114,201
Special Payments							
Dist to Other Gov Unit	4,000,000	-	-	-	-	-	4,000,000
Dist to Individuals	5,323,723	-	-	-	-	-	5,323,723
Total Special Payments	\$9,323,723	-	-	-	-	-	\$9,323,723
Total Expenditures							
Total Expenditures	10,000,000	-	-	-	-	-	10,000,000
Total Expenditures	\$10,000,000	-	-	-	-	-	\$10,000,000
Ending Balance							
Ending Balance	-	-	-	-	-	-	-
Total Ending Balance	-	-	-	-	-	-	-
Total Positions							
Total Positions	-	-	-	-	-	-	3
Total Positions	-	-	-	-	-	-	3

ESSENTIAL AND POLICY PACKAGE FISCAL IMPACT SUMMARY

Human Services, Dept. of
Pkg: 130 - Survivor Investment Partnership

Cross Reference Name: Self Sufficiency - Program
Cross Reference Number: 10000-060-01-00-00000

<i>Description</i>	General Fund	Lottery Funds	Other Funds	Federal Funds	Nonlimited Other Funds	Nonlimited Federal Funds	All Funds
Total FTE							
Total FTE							2.64
Total FTE	-	-	-	-	-	-	2.64

ESSENTIAL AND POLICY PACKAGE FISCAL IMPACT SUMMARY

Human Services, Dept. of
Pkg: 206 - Integrated Eligibility

Cross Reference Name: Self Sufficiency - Program
Cross Reference Number: 10000-060-01-00-00000

<i>Description</i>	General Fund	Lottery Funds	Other Funds	Federal Funds	Nonlimited Other Funds	Nonlimited Federal Funds	All Funds
Revenues							
General Fund Appropriation	458,832	-	-	-	-	-	458,832
Federal Funds	-	-	-	688,252	-	-	688,252
Total Revenues	\$458,832	-	-	\$688,252	-	-	\$1,147,084
Personal Services							
Class/Unclass Sal. and Per Diem	264,308	-	-	396,460	-	-	660,768
Empl. Rel. Bd. Assessments	92	-	-	140	-	-	232
Public Employees' Retire Cont	45,776	-	-	68,668	-	-	114,444
Social Security Taxes	20,220	-	-	30,328	-	-	50,548
Worker's Comp. Assess. (WCD)	72	-	-	112	-	-	184
Flexible Benefits	61,172	-	-	91,756	-	-	152,928
Total Personal Services	\$391,640	-	-	\$587,464	-	-	\$979,104
Services & Supplies							
Instate Travel	4,984	-	-	7,480	-	-	12,464
Employee Training	1,372	-	-	2,056	-	-	3,428
Office Expenses	9,488	-	-	14,228	-	-	23,716
Telecommunications	3,104	-	-	4,652	-	-	7,756
Food and Kitchen Supplies	45,260	-	-	67,896	-	-	113,156
Medical Services and Supplies	1,088	-	-	1,632	-	-	2,720
Other Services and Supplies	864	-	-	1,292	-	-	2,156
Expendable Prop 250 - 5000	1,032	-	-	1,552	-	-	2,584
Total Services & Supplies	\$67,192	-	-	\$100,788	-	-	\$167,980

ESSENTIAL AND POLICY PACKAGE FISCAL IMPACT SUMMARY

Human Services, Dept. of
Pkg: 206 - Integrated Eligibility

Cross Reference Name: Self Sufficiency - Program
Cross Reference Number: 10000-060-01-00-00000

<i>Description</i>	General Fund	Lottery Funds	Other Funds	Federal Funds	Nonlimited Other Funds	Nonlimited Federal Funds	All Funds
Total Expenditures							
Total Expenditures	458,832	-	-	688,252	-	-	1,147,084
Total Expenditures	\$458,832	-	-	\$688,252	-	-	\$1,147,084
Ending Balance							
Ending Balance	-	-	-	-	-	-	-
Total Ending Balance	-	-	-	-	-	-	-
Total Positions							
Total Positions							4
Total Positions	-	-	-	-	-	-	4
Total FTE							
Total FTE							4.00
Total FTE	-	-	-	-	-	-	4.00

Oregon Department of Human Services

Child Welfare Program

Vision

All children experience safe, stable, healthy childhoods in the care of family and community.

Mission

The mission of ODHS Child Welfare is to ensure that every child and family is empowered to live a safe, stable and healthy life and is based on a set of beliefs and core values:

- *We believe* children and youth, and young adults do best growing up in a family.
- *We believe* that our child welfare agency and its partners can better ensure people's safety, health and well-being if they work in constant collaboration and proactively engage individuals, families and communities.
- *We believe* that when families and communities are strong, fewer children experience abuse and neglect.
- *We believe* that earlier, less-intrusive support for families means more children can remain safe and healthy at home and in school, and in the end, children and young adults have better long-term outcomes and maintain the bonds and connections that are critical to their well-being.
- *We believe* families and communities working together in a more proactive, holistic way will also help free up budget and staff resources. This allows ODHS and its partners to allocate resources to where they can have the greatest impact for children and young adults. Integrating services will mean less need for costly foster care, residential placements, and other crisis support, creating opportunities for more innovation, creative solutions, and new business models.

Goals

Safety: Protect children from abuse and neglect, keeping them safely at home whenever possible and appropriate

Permanency: Find safe, permanent and culturally stable homes for children in care

Well-Being: Ensure children in foster care are well cared for, remain connected to family, siblings, community and support networks, and receive appropriate and equitable services.

Service Equity: Provide culturally responsive, equal access and equitable treatment for all children and families served by the Department. This meets the cultural and linguistic needs of children in care and their parents, including being served by diverse staff that represent the communities we serve.

Quality Assurance/Continuous Quality Improvement: Continue an integrated practice of quality assurance and continuous quality improvement for defining, measuring and improving equitable outcomes for Oregon's children and families.

Program

Child Welfare Programs serve children and families when children are subject to abuse and neglect. Trained and diverse child welfare staff respond to reports of child abuse and neglect, and if a child cannot be safe at home, a foster care placement is made. The primary goal is to keep children safe, while providing equitable services to support timely and safe return to their families. Whenever possible, services are provided to prevent out-of-home placements.

The program areas within Child Welfare are:

- **Child Safety**
- **Child Fatality Review and Prevention**
- **Foster Care & Well-Being**
- **Permanency**
- **Program Design & Delivery**
- **Federal Policy, Planning & Resources**

Children served in Federal Fiscal Year (FFY) 2019:

- 11,016 children spent at least one day in foster care
- 81,798 reports of abuse and neglect were received
- 46,062 reports were referred for investigation
- 9,143 reports were founded for abuse or neglect involving 16,721 victims
- 46.9 percent of the victims were younger than 6 years old

Of the total children served in foster care, 68.7% were White, 18.2% were Hispanic, 5.0% were American Indian or Alaska Native, 6.5% were Black or African American, 2.6% did not have race recorded, and 1.7% were Asian or Pacific Islander.

Child Safety

Safety: The Child Protective Services program is crucial to the Child Welfare system in Oregon. This program is responsible for assessing and ensuring child safety when reports of abuse and neglect are received at Oregon's Child Abuse Hotline.

Child Safety Program

The Child Safety program plays a central role in investigating reports of child maltreatment, partnering with local law enforcement and Tribes to determine if a child has experienced abuse or neglect, is safe, and whether there is a risk of future maltreatment while offering locally based services for intervention.

The Child Safety program also provides coordination for the following areas:

CSEC (Commercial Sexual Exploitation of Children)

The CSEC coordination provides culturally and linguistically responsive multi-disciplinary services by connecting child welfare staff to resources including National Center for Missing & Exploited Children, LEA, FBI and other community agencies to partner in helping youth who are being sexual exploited get off the street and have safe shelter and offering intensive wrap-around services to help with their physical and emotional needs.

Addiction Recovery Teams (ART Teams)

These teams provide coordinated, culturally and linguistically responsive multi-disciplinary services to substance-abusing family members whose issues are identified through a comprehensive safety assessment.

Domestic Violence/Sexual Assault

ODHS makes grants available to domestic violence and sexual assault service providers throughout Oregon. These providers offer crisis lines, crisis response, emergency shelter and other related services to survivors of sexual assault and domestic violence, and their children, in a culturally and linguistically responsive manner.

Child Fatality Prevention and Review

This new program under the Child Welfare Director's Office was created in response for a need to improve child safety and prevent child maltreatment fatalities in Oregon. The goals of this new program align with Family First requirements of creating a state fatality prevention plan and also provide a unique and necessary opportunity to promote a system shift toward prevention policies and practices to address risk to Oregon's most vulnerable children.

The Child Fatality Prevention and Review program also coordinates the Critical Incident Review Team, which is an approach that Oregon's Child Welfare system has used for many years to respond to critical incidents that result in child fatalities. With several recent and significant

changes to the CIRT statute, there was a need to increase program capacity to comply with the specificity of the law and extensive increase in the number of CIRTs assigned. Development of this program has created the space and opportunity for Oregon's Child Welfare system to better understand and learn from these tragedies. The work of the CIRT is intended to have a crucial impact on quality improvement in Oregon's Child Welfare System and moving the CIRT coordination out of the Child Safety Program has allowed for an increase in independence and transparency of child safety and fatality reviews. This program will be working across systems and the broader community including public health and other child- and family-serving agencies in Oregon as part of the work necessary to improve child safety outcomes and prevent child maltreatment fatalities in our communities.

Well-Being

Foster Care

This program values foster care services as a support to families and not a substitute for parents. In order to truly support the families, it serves, this program engages parents, youth, kin, community partners, legal professionals, tribal partners, resource families and others as a way to holistically support family safety and stabilization. Foster Care services include Relative Care, Family Foster Care and professional level of care such as Shelter Care and Behavioral Rehabilitation Services provided in therapeutic home or residential settings through contracted Child Caring Agencies (CCAs). The foster care system operates 24 hours per day, seven days per week to accept and care for children who cannot remain safely at home.

Oregon's goal aligns with the federal requirement of placing a child in the least restrictive, most appropriate setting that meets the child's individual needs when the child cannot safely be cared for by his or her parent(s).

This program focuses on the well-being of children and young adults while they are in foster care and is responsible for the diligent recruitment of resource (foster) families that reflect the characteristics of children receiving foster care services. This program is also certifying, trains and provides support to retain resource families (both general applicants and relative caregivers). Resource families are trained by agency staff and through contracted experts. They participate in a Structured Analysis Family Evaluation (SAFE) home study, designed to evaluate a family's suitability and readiness to meet the needs of children and young adults that enter the child welfare system. They must also pass a criminal background check, reference checks, and a review of Oregon's abuse registry, which includes all prior abuse reports received on children and adults. In addition to the above, this program provides recruiting, contracting, training, support and monitoring of all contracted child caring agencies.

ODHS partners with community members, Tribes, local and national foster care organizations, provider organizations, youth-led organizations and organizations representing diverse cultural perspectives to deliver services throughout the state.

ODHS works in collaboration with multiple state and local government agencies such as the Oregon Healthy Authority, Oregon Department of Education, local law enforcement, Tribes, community

programs, schools, the faith community and volunteer programs to identify and develop a local array of equitable, cultural and linguistically responsive services. The Well-Being program is responsible for the overall well-being of children in ODHS care by addressing behavioral, emotional and social functioning, meeting core educational needs, ensuring appropriate physical, dental and mental health care, and maintaining safe family and community connections.

Youth Transition Services

The Child Welfare Youth Transition programs, including the Independent Living Program (ILP), serves current and former foster children and young adults up to age 21. Services include assistance with developing life skills - including money management and budgeting communication, and social skills -- establishing community connections and healthy supportive relationships, assistance with informed decision-making, parenting, health, education support, housing, transportation options and job readiness. A primary focus is to develop transition plans to ensure high school completion and a successful transition to post-secondary education or employment at a level that allows self-sufficiency and a successful transition to adulthood. Housing support options are available to eligible youth through transitional living programs, the independent living housing subsidy program, and the federal Chafee housing program.

Health and Wellness Services

ODHS puts a high priority on ensuring that children in out-of-home care receive appropriate medical, dental and mental health care. In addition to appointments and screenings required when a child enters foster care, children are assessed by a contracted nurse shortly after entering care to address any immediate health needs and provide support to the child and foster parents for any health-related or medication issues the child may have. Our field nurses provide medication management services, case consultation, medical care coordination, nursing delegation, foster parent teaching and training, and other nursing services. The Health and Wellness team provides resources, support and case consultation to staff and provides resources for foster parents who care for medically fragile children. In addition, annual psychotropic medication reviews and psychotropic medication authorizations are completed by a Nurse Consultant for all children in care currently prescribed psychotropic medications. Medical Assistance Resource Coordinators (MARC)s provide assistance with access to care issues and help coordinate services with Coordinated Care Organizations (CCO) throughout the state to ensure the health, mental health and dental needs of children in foster care are being met.

Permanency

ODHS' first goal always is to safely and successfully reunify children with their parent(s). Specially trained staff work intensively in partnership with parents around change goals so that children can remain safely at home or return home after placement in substitute care. Permanency staff work together with families, children, community partners and the legal system to create and support case plans with the goal of reunification. Once children are placed with a permanent adoptive or guardian family, the Permanency program continues to provide services and supports up to age 18 to help meet the special needs and challenges children who have been abused and neglected can

experience. These efforts include taking into consideration the cultural and linguistic needs of the minor.

ODHS is also responsible for the coordinating the Voluntary Adoption Search and Registry Program for Oregon's public and private adoptions. This registry may also include adoptions for children with relatives living in other countries pursuant to The Hague Convention and the Intercountry Adoption Act.

Strengthening, Preserving and Reunifying Families (SPRF)

The Strengthening Preserving and Reunifying Families law (ORS 418.575- 418.598) allows funding for an array of services for families through collaboration between ODHS and local community partners. The Department has developed outcome-based contracts for services to specifically address the needs of children and families who come to the attention of child welfare through a screened in report of abuse or neglect. These outcome-based contracts are foundational for an overall ability to report on results associated with SPRF services and funding.

In-Home Safety and Reunification Services (ISRS)

This program provides culturally responsive intensive, short-term services to families with children who can remain safely in their homes, and to children and families who are safely reunited. ISRS provides a combination of safety and strengths-based services that lead to lasting safety changes within the family. These services are time limited and are complemented by SPRF services for families in need of longer term or more intensive services.

System of Care (SOC)

System of Care funds support Oregon's most vulnerable children by providing local child welfare offices with the flexibility to purchase specific services to meet a family's needs to ensure the safety, permanency and well-being of their child(ren) in culturally and linguistically responsive ways. Services are identified and planned for through family engagement and involvement in case planning. Whenever possible, shared funding of custom-designed services is achieved through collaboration with community partners.

Program Design & Delivery

Oregon has a state-run, county-administered child welfare program. The Child Welfare Executive Leadership team, in collaboration with the Office of Child Welfare Program Managers and staff, provide leadership, guidance and central office support to program and field staff through:

- Cross-system, community and Tribal engagement and partnership
- Policy and rule development
- Assurance of compliance with federal and state regulations
- Quality monitoring and continuous quality improvement

- Project management and technical assistance
- Evaluation and program analysis
- Program and workforce development
- Business processes and standards
- Identification of evidence-based and best practices, and frameworks.

Managers and supervisors in local child welfare offices provide clinical and case-level supervision of direct service staff across the program areas. Whenever possible, Child Welfare staff coordinate service delivery with staff from our Self-Sufficiency Programs offices to support family stability and prevent entry/re-entry into the child welfare system. In addition, child welfare staff coordinate with other child and family serving systems including Housing, Oregon Health Authority, Oregon Department of Education, county-based health and support services, and others.

Child Welfare employees provide direct services in local offices. For a list, see: <http://www.oregon.gov/DHS/children/child-abuse/Pages/Reporting-Numbers.aspx>

Additional Central Office Programs and Focus Areas

Workforce Development

Child welfare staff and leaders are supported by the central office Workforce Development team, field facing leaders and contracted providers to ensure that we have a skilled, respected and engaged workforce that reflects and embraces the communities we serve as an essential element for a successful system transformation.

- The workforce development framework is grounded in a clear research-informed and data-driven system of best-practices related to:
 - The recruitment, screening, selection and onboarding of quality applicants;
 - Pre-service and ongoing training that provides baseline and developmental knowledge, skills and abilities for initial and continuous learning;
 - A transfer of learning, coaching, supervisory and consultation framework that works to continuously increase the competence and confidence of staff at all levels;
 - Leadership development, promotional-readiness and succession-planning to retain high-performing and adaptive leaders for the future;
 - Continuous quality improvement processes that are informed by a robust evaluation plan;
 - The use of evolving technology to increase access to learning, attend to diverse adult learning needs and track, and report on the developmental learning of all staff.

Diversity, Equity and Inclusion

Child Welfare is working to improve equity and inclusion in all aspects of the Child Welfare program and to provide inclusive, equitable and culturally appropriate services to children, young adults and families. Additionally, child welfare is working across community, Tribal and system stakeholders to create more transparent, and meaningful partnerships to share data, include the voice of community in decision-making and planning, and to create a shared vision for how partnership will promote improved child and family outcomes.

Child Welfare is constantly looking for ways to assess the ways in which policies, rules, organizational culture and practice are contributing to disparate and disproportionate outcomes for children of color and ways in which historic and complex trauma needs of these communities create a need for stronger partnerships. Priorities include re-envisioning and increasing use of culturally relevant services and supports and putting an increased value around inclusion of the voices of those with lived experiences.

Indian Child Welfare Act (ICWA)

In collaboration with the Office of ODHS Tribal Affairs team and central office leaders, child welfare continuously partners with Tribes, tribal partners and Native American children and families to improve compliance to and integration of the spirit of ICWA in all of our work. Native American children are currently over-represented in Oregon's child welfare system. Compliance with the Indian Child Welfare Act is a Federal mandate. ODHS currently has ICWA Consultants, Active Efforts Specialists and identified ICWA Liaisons and consultants to improve ICWA compliance, enhance Tribal relationships, provide technical assistance and expert consultation, and support to child welfare staff to improve outcomes for Tribal children and families and reduce disproportionality and disparities.

Interstate Compact on the Placement of Children (ICPC)

The ICPC is statute that governs the movement of children across state lines. All 50 states plus the District of Columbia and the U.S. Virgin Islands are member of the ICPC. The ICPC covers Oregon ODHS children being placed in other states, and children in the custody of other state public child welfare agencies being placed into Oregon, as well as private adoption and residential treatment placements that cross state lines.

The ICPC applies to approximately 5 percent of all child welfare cases nationwide. The Oregon ICPC program includes a team of Central Office staff who provide training and case consultation to ODHS field staff, attorneys and members of the public. The program also includes a team of regionally based workers who complete home studies on Oregon families for possible placement of children from other states.

OR-Kids

OR-Kids is the statewide automated child welfare information system with more than 3,600 system users across the state and across agencies. OR-Kids is also a Criminal Justice Information System. This system provides reports to internal and external partners, including Child Welfare Case

workers, ODHS' Office of Financial Services, the Administration of Children and Families, and Human Resources.

OR-Kids contains case records on all children and families served by Child Welfare, and issues payments to service providers. Required federal reports are submitted via the OR-Kids system to draw down federal reimbursement for eligible services. The OR-Kids program staff monitor access for all system users across the state and partner agencies to ensure privacy and access policies are being followed.

Ad-hoc queries are run to ensure data quality and to operate a data-informed organization. The program also runs queries to identify system issues and resolve system end user problems as case work is completed. The program supports every area of Child Welfare and is the system of record for Child Welfare work.

Federal Policy, Planning & Resources (FPPR)

This program is responsible for ensuring Child Welfare remains in compliance with federal program standards to maximize continued federal financial support for the Child Welfare programs and services described above. In addition, FPPR is responsible for submitting all required federal reporting and responding to related inquiries. The primary goal of FPPR is to maximize the use of federal funds while ensuring all funds are used solely for allowable purposes.

Title IV-B – Subpart 1 & 2

Title IV-D – Child Support

Title IV-E – Foster Care, Adoption Assistance and Guardianship Assistance

Title XIX – Medicaid

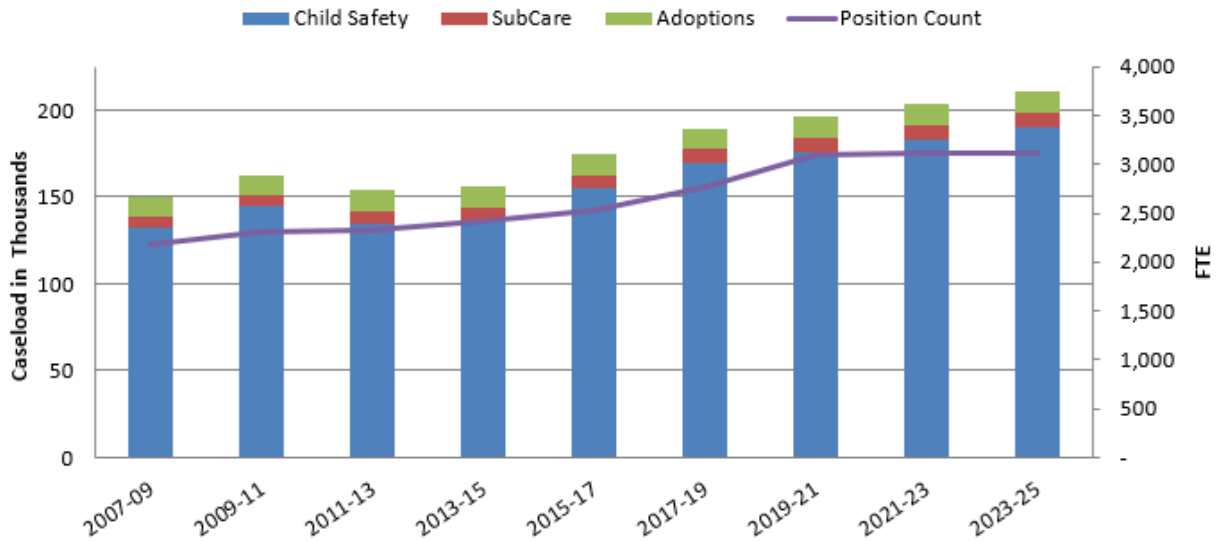
Title XX – Social Services Block Grant

TANF EA – Emergency Assistance

Oregon Department of Human Services: CW Delivery and Design

Primary Long-Term Focus Area: Healthy and Safe Communities
 Secondary Long-Term Focus Area: N/A
 Program Contact: Rebecca Jones Gaston, Child Welfare Director

Child Welfare Delivery & Design



Division Overview

The Child Welfare Division represents the overarching structure that supports the safety of children who experience abuse or neglect throughout Oregon. With the core belief that children deserve to experience safe, stable, healthy lives and to grow up in the care of a loving family and community.

As of July 1, 2019, there are 3,104 legislatively approved child welfare positions allocated to Child Welfare across Oregon. In FFY 2019, caseworkers responded to 46,587 reports of abuse and neglect, and a total of 10,887 children spent at least one day in some type of foster care, such as family foster care (relative and non-relative), professional treatment programs, psychiatric residential treatment

including reinforcing professional social work ethics and values, self-reflection and critical thinking skills, casework practice through a trauma-informed and culturally responsive lens, mentoring and coaching to develop professional skills, and supporting the worker through casework decision-making and crises.

This is partially achieved through lower staff-to-supervisor ratios as recommended by the Child Welfare League of America (CWLA). Oregon has adopted the Oregon Safety Model to evaluate and ensure safety throughout the life of a case. This model requires safety assessment and safety management at all stages of case management, from screening through case closure.

Child Welfare design and delivery coordinates with Self Sufficiency design and delivery to support family stability and prevent entry into the child welfare system for common clients. In addition, Child Welfare partners with other child and family-serving systems including Oregon Housing Authorities, Oregon Health Authority, Oregon Department of Education, Oregon Youth Authority, community and faith-based organizations, etc., to work with Tribal nations and coordinate services whenever possible. The Child Welfare Division also negotiates and manages contracts with numerous community service providers and individuals, to provide families and children the individualized services they need to be successful. For example, currently, Native American and African American children are disproportionately represented in Oregon's foster care system. As a result, Child Welfare makes it a priority to elevate the communities' lived experiences and the cultures of children and young adults in decision-making that affects their safety, health and well-being. as a result, delivering services aligned with the cultural context of children, young adults, family and community so they can live their lives with dignity, autonomy, and equality. With focused efforts on eliminating disparities and ensuring equitable outcomes for families and children.

**Children Served in Foster Care, by Race
FFY 2017, FFY 2018 and FFY 2019**

Race	FFY 2017	FFY 2018	FFY 2019
Black or African American	6.0%	5.8%	5.7%
Asian/Pac Islander	1.2%	1.4%	1.6%
White	68.9%	67.3%	66.8%
Hispanic (any race)	16.2%	16.2%	17.6%
American Indian or Alaska Native	5.2%	4.8%	4.5%
Unable to Determine	2.6%	4.5%	3.7%

Major cost drivers for the personnel need are: Program mandates (federal and state); the number of neglect and abuse allegation reports received; family stress factors that affect risk of abuse and case complexity (substance abuse, unemployment, mental or physical health issues, criminal history, domestic violence, etc.); personnel turnover (training/travel costs); work effort required to provide services; and personnel packages (i.e., position cost, etc.). Additional drivers of cost include representation from the Department of Justice connected to dependency matters, court-ordered services and workload associated with federal mandates.

The Child Welfare Division continues to identify and implement changes to improve effectiveness and efficiencies while assuring child safety (i.e., abbreviated assessment, overdue case closure tool, centralization of functions currently managed at the District offices, etc.), with more to come using data analytics to develop decision support tools. Additionally, the Child Welfare Division continues to focus efforts on the safe and equitable reduction of the number of children who experience foster care by building capacity to provide services and supports to children at home with their families and in their communities.

Critical elements of the program are thorough and comprehensive assessment of child safety, in-home supports and services, recruitment and certification of family foster care providers and timely permanency outcomes. Oregon’s Program Improvement Plan (PIP) resulting from Round 3 of the Federal Child and Family

Services Review (CFSR) and other program areas include specific strategies to address areas of needed improvement in Oregon’s child welfare practice.

Program Justification and Link to Focus Areas

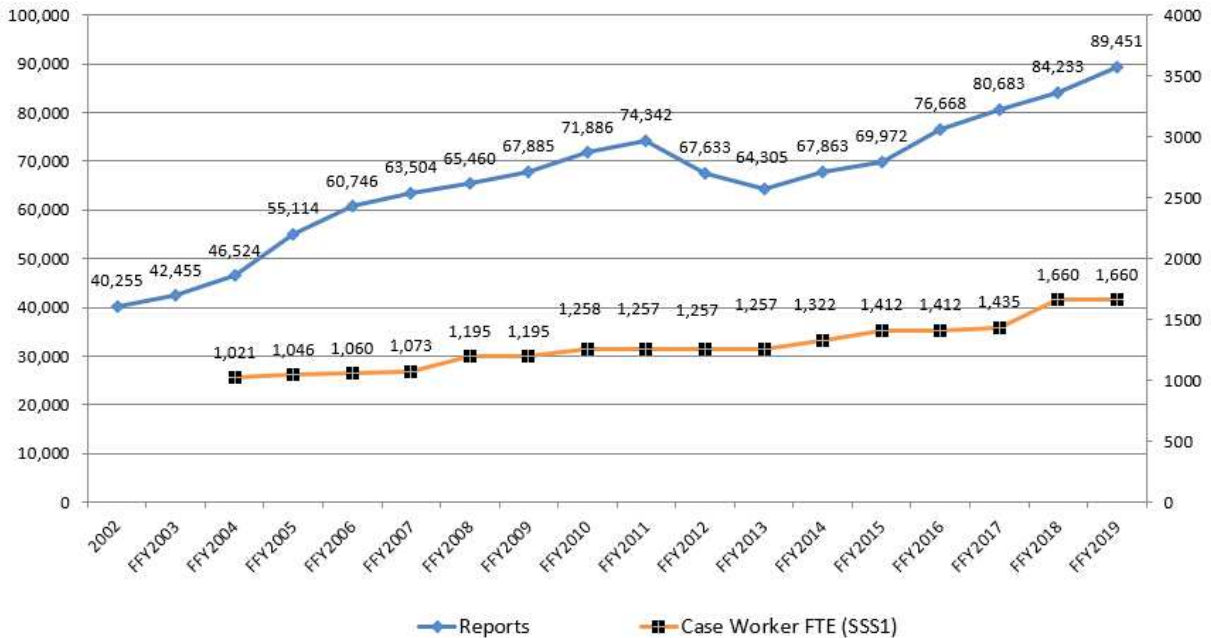
There is a direct link between the program design and delivery for child welfare and safer, healthier communities. The Child Welfare Division focuses on strengthening and preserving connections to family and community by keeping children and young adults safely in their own home and communities whenever possible. This is accomplished by maintaining connections to family, culture, and community even when temporary substitute care is needed and by making permanency the priority and starting with safely reunifying families. The program’s work with families enhances their ability to safely parent their children and prevent foster care placements.

Child Welfare delivery and design provides the personnel to administer, design and deliver child safety supports through abuse investigations, services, identification and procurement of resources for family support, and reunification wherever possible, or alternative child safety planning when necessary.

Program Performance

Personnel resources are necessary to provide performance in the delivery of Child Welfare programs and services. At current staffing levels, the Child Welfare Program is performing below federal standards in most categories. The chart below provides a comparison of the caseload growth (100%) to the personnel growth (46%) over time which provides a display of how CW resources directly impact the Department’s ability to keep pace with the need of vulnerable Oregonians.

Total Child Abuse/Neglect Reports



Safety for children is measured through the performance metrics of: timeliness of responding to reports of abuse and neglect, re-abuse rates, the ability to have regular and frequent quality face-to-face contact with children and families prior to a foster care placement and during a foster care placement; as well as the timeliness of achieving a permanent plan for a child to minimize the duration of a stay in foster care. All of these performance measures are impacted by the staffing levels for the Child Welfare Division. Child safety is potentially jeopardized when there is not adequate staff to respond timely, visit children and families, ensure family stability and access to services prior to removal or when moving children to a permanent home, including reunification.

The workforce should be comprised of staff who are diverse, talented, dedicated, motivated, skilled, resilient and adaptable to change and include those with lived experiences to competently, confidently and compassionately apply skills to their day-to-day work. These qualities are essential to providing equitable response to children, youth and families that includes linguistic and ability diversity as well as LGBTQIA+ diversity in services and supports that meet the individual needs of children, youth, and families.

With national child welfare standards from the Child Welfare League of America (CWLA) and the Office of Reporting, Research Analysis and Implementation (ORRAI) the Child Welfare Division has developed a caseload-workload model for program delivery. The caseload-workload standard model provides a basis for determining personnel needs to adequately support the work of Child Welfare. Central Office staffing for Child Welfare Design was not included in the standards. However, the work of Child Welfare Design is vital to the delivery of services in field offices and Oregon’s compliance with federal and state mandates. Child Welfare Design provides the oversight and continuous quality improvement and assurance of policy development, program design and changes required through legislation, federal reporting compliance, and direct practice support to the field.

The Child Welfare Division is using the caseload-workload standards to establish goals for staffing and program needs.

Enabling Legislation/Program Authorization

Child Welfare services are mandated by multiple federal and state laws including PL96-272, Adoption Assistance and Child Welfare Act; PL95-608, Indian Child Welfare Act PL 105-89, Adoption and Safe Families Act; PL 110-351, Foster Connections to Success and Increasing Adoption Act; Social Security Act Title IV-E and Title IV-B; ORS Chapter 418, and ORS Chapter 419B, and Child Abuse Prevention and Treatment Act (CAPTA).

Funding Streams

Costs for personnel in program design and delivery is determined through Random Moment Sampling Surveys (RMSS) where field delivery staff are required at random intervals to indicate the time spent on various activities to determine the level of federal funding to offset the cost to the state of staff who directly support our ability to provide critical child welfare services. Block grant funds include Social Services Block Grant (SSBG) and Temporary Assistance for Needy Families (TANF) funds (TANF will no longer be available for 21-23). Leveraged

funds include Medicaid, Title IV-E and IV-B funds. State-only General Fund also comprises a portion of the budget.

Funding Justification and Significant Changes from CSL to GB

There are several policy option package investments in the Governor’s Budget, in addition to the regular essential packages that are part of the normal budget build process.

PACKAGE NO. 111	PACKAGE TITLE: INCREASE CHILD WELFARE TRAINING CAPACITY				
GENERAL FUND \$ 992,940	OTHER FUNDS -	FEDERAL FUNDS \$ 2,978,570	TOTAL FUNDS \$ 3,971,510	POSITIONS 19	FTE 16.72
PACKAGE DESCRIPTION: Increase Child Welfare Internal Training and Workforce Development Capacity in accordance with recommendations made by Alvarez & Marsal under Executive Order 19-03. Recommendations included increased staff and resources to provide improved in-field supports, transfer of learning, advanced supervisor training, and accountability for training and workforce development. Capacity would take the form of additional positions and fiscal resources necessary to enhance instructional design, training delivery, quality assurance, data analysis, and performance evaluation of our workforce as they navigate their respective training paths. In addition, a comprehensive framework will be developed to inform clear paths to proficiency, competency, equity and expertise through formal instruction, field training, ongoing professional development, and promotional opportunities. These combined efforts will increase retention and the skills of our workforce and ultimately improve outcomes for children and families.					

PACKAGE NO. 114	PACKAGE TITLE: FAMILY PRESERVATION AND PREVENTION				
GENERAL FUND \$ 4,607,137	OTHER FUNDS -	FEDERAL FUNDS \$ 1,535,672	TOTAL FUNDS \$ 6,142,809	POSITIONS 29	FTE 25.52

PACKAGE DESCRIPTION:

Families that are at high risk or with specific needs can be supported with in-home services and interventions and/or connected to Community based resources to support the family without a higher level of Child Welfare intervention. As part of federal requirements for child welfare as a requirement as part of the federal Family First Prevention Services Act and prevention plan requirements, Child Welfare must develop a Continuous Quality Improvement program to ensure effective and quality services are provided.

PACKAGE NO. 115	PACKAGE TITLE: GOVERNOR'S CHILD FOSTER CARE ADVISORY				
GENERAL FUND \$ 166,400	OTHER FUNDS -	FEDERAL FUNDS \$ 55,466	TOTAL FUNDS \$ 221,866	POSITIONS 1	FTE 0.88

PACKAGE DESCRIPTION:

This policy options proposal accompanies a legislative concept that is effectively a re-introduction of HB 2332 – A of 2019.

HB2332 – A of increased the membership of the commission from 11 to 13 makes modifications to appointments and membership requirements. Appropriates money to the commission for compensation and expense reimbursement of members. As well as directs the Department of Human Services (DHS) to provide staff and support including a full-time equivalent policy analyst.

PACKAGE NO. 116	PACKAGE TITLE: RESPITE CARE AND FOSTER FAMILY RECRUIT TEAM				
GENERAL FUND \$ 166,400	OTHER FUNDS -	FEDERAL FUNDS \$ 55,466	TOTAL FUNDS \$ 221,866	POSITIONS 1	FTE 0.88

PACKAGE DESCRIPTION:

Oregon does not currently have a formalized respite care program that would certify, pay, and monitor respite providers. Respite care is short-term childcare services that offer temporary relief, improve family stability, and have been shown to reduce the risk of abuse or neglect. This Policy Option Package is derived from the recommendation from the assessment conducted by the consulting firm Alvarez & Marsal and longtime request from foster care providers. Respite care provides foster parents and other caregivers with short-term childcare services that offer temporary relief, improve family stability, and reduce the risk of abuse or neglect. Respite can be planned or offered during emergencies or times of crisis. This is a different service than mental health respite and what Oregon Health Authority is seeking versus what CW program is seeking.

This Policy Option Package requests a Respite Business Plan which is seeking to overlay Behavioral Rehabilitative Services (BRS) infrastructure with combined Coordinated Care Organization (CCO) funding. This respite plan relies on the BRS infrastructure, primarily the Proctor Care system, to diversify their placement services by adding respite supports through two funding models, Child Welfare or CCO reimbursed. Current BRS rules note that Proctor homes can serve 1 or 2 youth who are not BRS clients, depending on the adult to child ratios natural to the home. Further, Oregon's Medicaid program allows for a lenient definition of respite care and the services associated with said respite service. Currently, CCO's determine what a respite service is and who can provide the services.

PACKAGE NO. 118	PACKAGE TITLE: CHILD WELFARE STABILITY				
GENERAL FUND \$ 10,961,898	OTHER FUNDS \$ 45,474	FEDERAL FUNDS \$ 4,654,665	TOTAL FUNDS \$ 15,662,037	POSITIONS 59	FTE 51.92

PACKAGE DESCRIPTION:

The purpose of this request is to stabilize the Child Welfare program by attaining position authority for currently non-budgeted double-filled positions that are critical to Child Welfare operations and services. The agency and the Child Welfare Division have historically used double fills to address workload needs that could not be met by budgeted positions. This package requests position authority for 59 positions (51.92 FTE) throughout various Child Welfare units as well as some Central office units that are critical to Child Welfare's stability.

In addition, the Governor's budget proposes reductions and other changes as follows:

- Reduction for office and instate travel expenses
- Eliminate most inflation for Supplies and Services
- Additional 3% Vacancy savings
- Reduction for DAS service charges
- Reduction for Attorney General services charges

Furthermore,

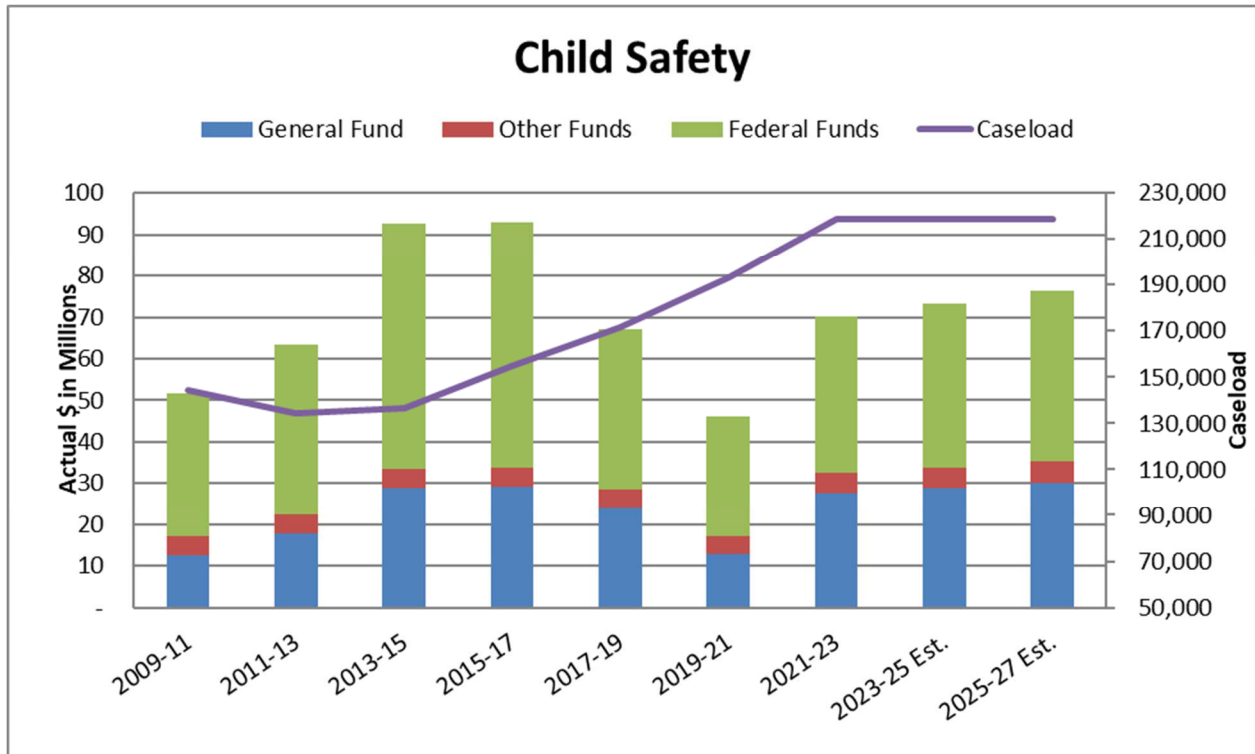
- 19 additional positions received in the August 2020 Special Session are carried forward

Oregon Department of Human Services: Child Safety

Primary Long-Term Focus Area: Safer, Healthier Communities

Secondary Long-Term Focus Area: Prevention

Program Contact: Deena Loughary, Child Safety Manager



Note: Neglect and Threat of Harm of Neglect are the primary abuse categories driving the increase in Child Welfare caseloads, currently representing over 80 percent of all founded abuse.

Program Overview

This program provides protective and social services to children and families when allegations of child abuse or neglect are reported. Specially trained CPS case workers conduct comprehensive safety assessments and make determinations about the following: child safety, the presence of abuse, if services would benefit a family or whether safety intervention is required due to the presence of safety threats. Services are delivered through ODHS staff or contracts that require linguistically and culturally appropriate service provision. They are delivered in a

manner that is designed to keep children safely with their parents, whenever possible, and to quickly and safely reunite children with their parents when they have been removed.

Program Funding Request

	GF	OF	FF	TF
LAB 19-21	12,703,678	4,500,440	28,767,586	45,971,704
GB 21-23	27,603,760	4,810,030	37,759,378	70,173,168
LAB 19-21 to GB 21-23	14,900,082	309,590	8,991,792	24,201,464
% Difference	117.29%	6.88%	31.26%	52.64%

Program Description

The Child Safety Program currently consists of one Child Safety Program Manager, one Assistant Manager, 5 Child Protective Services Program Coordinators (DV, D&A, rule writing, implementation, training, and curriculum development, etc.) and 13 Child Safety Consultants who provide consultation, coaching, training and support to caseworkers, supervisors, and Program and District managers on the safety model practice, Oregon Administrative Rules and statutes. The Child Safety Consultants are housed in the child welfare field offices around the state and provide consultation and support to all 16 districts in Oregon. Child Welfare’s Alcohol and Drug Services Coordinator and Domestic & Sexual Violence Fund Coordinator are also located within the Child Safety Program. Domestic violence and sexual assault (DVSA) shelter and service programs are funded by the Oregon Department of Human Services (ODHS) to help people in Oregon be safe, healthy and independent.

The Child Safety Program is responsible for administering Child Protective Services in the state, including but not limited to the following:

- Commercial Sexual Exploitation of Children; provides statewide consultation and technical assistance on child welfare cases where children are or at risk of being sexually trafficked.
- Administration of Oregon Administrative Rules for Child Welfare certified foster home investigations.
- Administration of Central Office Founded Disposition Committee and Employee Founded Disposition Committee
- Administration Assessment Oregon Administrative Rules.
- Continuous Quality Improvement including ongoing case fidelity reviews in all 16 districts followed by creation of Action Plans to make improvements to practice in screening and assessments.

Currently, CPS caseworkers in field offices respond to and assess allegations of child abuse and neglect and are usually the first contact for families with the child welfare system. The CPS caseworkers also respond to and assess allegations in foster homes certified by Child Welfare, Office of Intellectual & Developmental Disabilities, and Oregon Youth Authority. CPS staff work closely with law enforcement agencies and other members of multidisciplinary teams in each county to assess child abuse reports.

When a child is unable to remain safely in their home, foster care is a temporary safety service, designed to keep children safe while we work to manage safety threats and enhance the parents' protective capacities. The priority is to place children with kith/kin and work with families to make sure that children are only removed when an in-home safety plan cannot be implemented. When children are placed in care, which can only be done with court approval, we place urgency on ensuring that children get home quickly and connect to family or other relatives whenever possible. Child abuse investigations are not voluntary. They are inherently intrusive and can be traumatic to families. Oregon's Safety Model is a family engagement model that requires Child Welfare caseworkers to work and partner with families and children to gain a comprehensive understanding of the family functioning. Historically Oregon's CPS assessments were focused on the allegations. With adoption of the Safety Model, Child Welfare caseworkers must assess the allegation but also determine if family behaviors, conditions or circumstance are making children unsafe. Oregon's Safety Model consists of sixteen universal safety threats that are analyzed from the safety-related information gathered by CPS Staff during the comprehensive safety assessment.

The Child Safety Program can best be described in two sections: CPS Assessment and In-Home services.

CPS Assessment

Of all reports of child abuse or neglect, approximately 46,587 cases per year were referred for investigation in 2019. As part of the comprehensive safety assessment, the ODHS CPS caseworker gathers comprehensive safety related information in the following categories: Extent of the maltreatment, circumstances surrounding the abuse, adult functioning, child functioning, parenting practices and disciplinary practices. Cultural and linguistic considerations are also factored into the process. This important safety related information is used to determine overall child safety.

If children are determined to be safe at the conclusion of the comprehensive safety assessment, the case is closed. If children are determined to be unsafe, safety planning occurs with either an in-home or out of home plan. The case will open, and the family will transition to a Permanency case worker once the CPS assessment concludes. The comprehensive safety assessment may take up to 60 days to complete based on the required elements of the safety model and CPS Assessment Rules.

In-Home Safety and Reunification Services (ISRS)

The ability to keep children safely at home is in large part dependent on the services that can be wrapped around the family to support them while safety concerns are addressed. Services are available to families during child abuse assessments when child safety issues are present. Services are designed to ensure a safe environment for children without removing them from their parent or caregiver. If circumstances require a child be removed from their parent or caregiver, these services provide necessary support to the family so the child can be safely reunited with their family. These services are specifically intended to help families remove barriers to managing identified safety threats with the goals of prevention of foster care placement by maintaining a child safely in the home with a parent or returning a child home to a parent.

These services support crucial child welfare initiatives to increase the number of children who can remain safely at home after a safety threat is identified and decrease the length of time a child spends in foster care if removal is required. By contracting with a wide variety of providers, ISRS also allows for a culturally and linguistically specific approach to reduce the disproportionate placement of children of color in foster care.

Over the course of the year (FFY 2019), a total of 7,271 children were served in their homes. All children served in-home receive case management and safety services. Over 2,800 children (2,836 or 34.8 percent) also received additional services. Services offered primarily fall within two categories: In-Home Safety and Reunification Services (ISRS) and Strengthening, Preserving and Reunifying Families (SPRF) Program Services. In-Home Safety and Reunification Services (ISRS) are services designed to provide for the immediate safety of children at risk of abuse by managing the safety threats within the family to prevent removal; or when children have been placed in protective custody, to help them return home with in-home safety services.

The goal of these programs is to foster collaborations between state and community programs and resources, as well as help children remain safely with their families. This must occur through partnerships and collaborations with State and community programs and resources that will stabilize the family in their time of need, work with the family to develop goals for family preservation services, family reunification services and empower the family to make changes which may alleviate the need for an out-of-home placement.

These programs are potentially an enhancement to ISRS services and are delivered through contracts with community providers. Parents and families benefit from ODHS and communities working together to provide stronger up-front services and use voluntary engagement in solutions, services, and supports to achieve more successful resolution of issues.

An additional anticipated outcome will be the safe and equitable reduction of children in the foster care system by increasing the number of African American and Native American children remaining home with their families by providing culturally relevant and linguistically specific whenever available.

A key necessary partner for program success is the Department of Justice (DOJ) Attorney General's Office, which provides legal representation to ODHS for all children under its jurisdiction. Oregon Child Welfare now has full representation by DOJ, which also files and litigates termination of parental rights cases.

Program Justification and Link to Focus Areas

There is a direct link between the Child Safety Program and the Healthy and Safe Communities focus area, in that Oregonians will be safe where they live, work and play. Each year, thousands of Oregon families come through the child welfare system due to allegations of child abuse or neglect.

The services are designed to strengthen families and to prevent further child abuse and neglect. We provide support to prevent the unnecessary removal of children from families and promote the reunification of families. Drug and alcohol abuse, together with domestic violence, are the two major family stressors contributing to children entering foster care in Oregon. By supporting families early with services designed to keep children safely with their parents, costly foster care placements

are avoided. The total average monthly cost per child in foster care in 2019 is approximately \$3,483.

Program Performance

The Child Safety Program measures its performance in three primary categories:

- **First contact:** To measure how well ODHS assures initial child safety, the timeliness of first contact is measured for those reports of child abuse and neglect that are assigned for in-person investigation. In 2019, timeliness of first contact decreased to 76.4 percent from 77.8 percent the previous year (2018). The Department's Program Improvement Plan will focus on this measurement for improvement.
- **Assessment:** ODHS measures the comprehensiveness of the CPS assessment by the level of services that were provided and the appropriateness of safety planning for the child by monitoring whether the child experienced repeat maltreatment within 12 months of a prior abuse. The time period for this federal measurement is 12 months and the state measurement are 6 months.
- **Re-abuse** Currently the department is above the national standard of 9.1% for this measurement, at 11.4%. Cases involving domestic violence and substance abuse continues to be identified as themes for re-abuse across the state. The Department's Program Improvement Plan will focus on this measurement and activities to decrease re-abuse in Oregon.

Enabling Legislation/Program Authorization

ORS 419B.020 is the statute that mandates the Department and Law Enforcement to conduct investigations upon receipt of reports of child abuse or neglect.

The Child Abuse Prevention and Treatment Act (CAPTA) is one of the key pieces of legislation that guides child protection. CAPTA, in its original inception, was signed into law in 1974 (P.L. 93-247). It has been reauthorized in on multiple occasions since then with multiple amendments that have strengthened and refined the scope of the law.

ORS 418.575 through 418.598, Strengthening, Preserving and Reunifying Families legislation, was passed during the 2011 legislative session. The Indian Child Welfare Act (ICWA) also applies.

Funding Streams

Funding for this program area comes from a combination of sources that are dedicated and do not require a match, as well as leveraged funds which are matched. The following list is inclusive of each of the funding sources and the percent makeup of the Safety budget:

- Federal funding makes up 54 percent
 - Social Services Block Grant (SSBG) 32 percent
 - Title IV-B part 1 makes up 8 percent
 - Title IV-B part 2 makes up 6 percent
 - Family Violence makes up 6 percent
 - TANF makes up 2 percent
- Other Funds make up 7 percent
- General Fund makes up 39 percent

Funding Justification and Significant Changes to CSL

There are no additional policy option package investments in this area in the Governor’s Budget. The regular essential packages are included that are part of the normal budget build process.

There is one Revenue Shortfall in this program area due to excess Other Fund and Federal Fund limitation.

Package Title: Drop OF and FF excess limitation					
Package Number: 070					
General Fund	Other Funds	Federal Funds	Total Funds	Positions	FTE
	(300,510)	(442,428)	(742,938)	n/a	n/a
Description:					

In the Safety area, excess OF limitation is being dropped. The limitation is miscellaneous other funds and is empty limitation. No fund shift was requested.

Federal fund limitation is being removed for the Social Services Block grant. General Fund was requested in package 050 to back-fill the inflation earned in this budget. The inflation fund shift was denied in this instance for the portion of the block grant that was for non-mandated caseload. This package removes the excess limitation.

The Governor's Budget also proposes the following investments as part of Package 087:

- Investment in the Strengthening, Preserving, and Reunifying Families program to get the budget to the amount noted in the August 2020 special session.
- Increase in the Other Fund amount in the Community Base Domestic Violence Services budget to account for anticipated revenue.

In addition, the Governor's Budget proposes a reduction as follows:

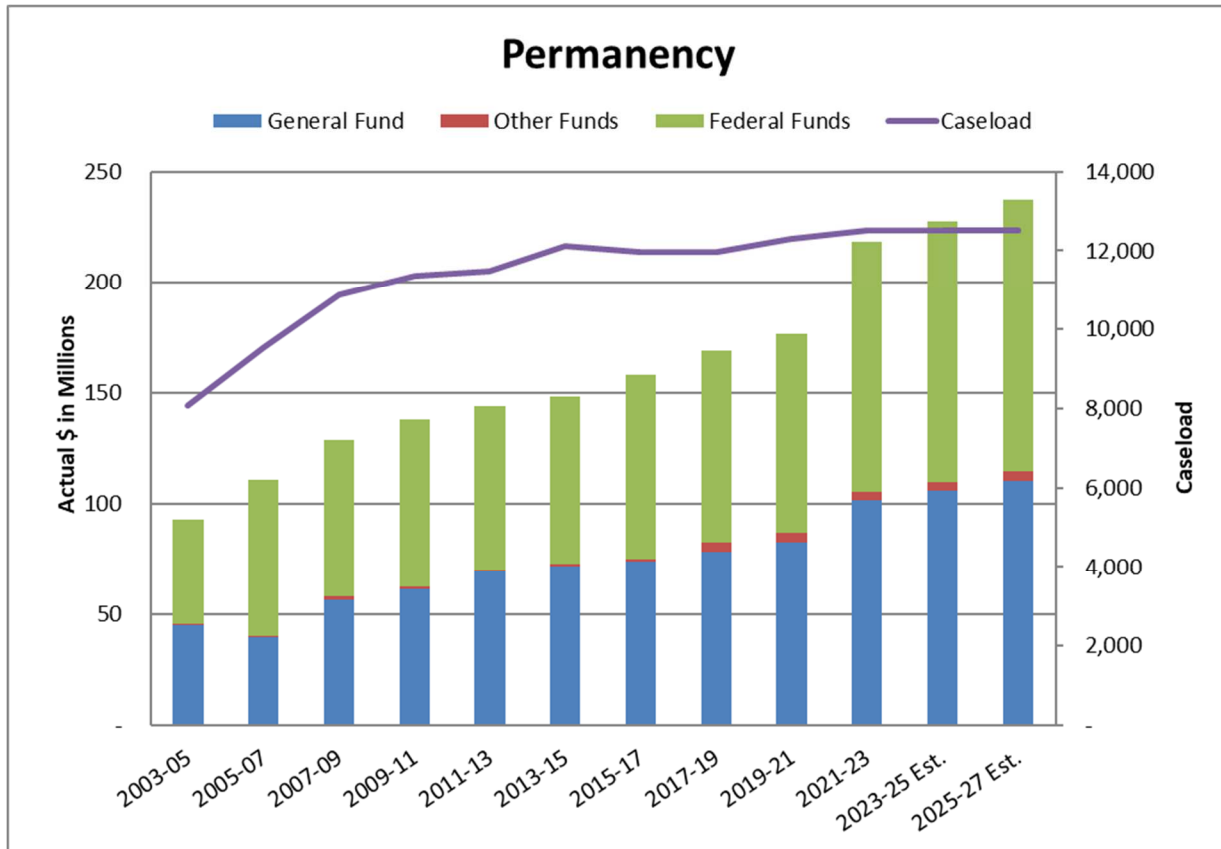
- Assumes continuation of enhanced FMAP savings related to the COVID-19 pandemic for the first quarter. This type of reduction does not impact programs or services, it is only a reduction to the General Fund while an increase to the Federal Funds occurs resulting in \$0 Total Fund impact.

Oregon Department of Human Services: Permanency

Primary Long-Term Focus Area: Healthy and Safe Communities

Secondary Long-Term Focus Area: Achieving permanency for children involved with the child welfare system

Program Contact: Kim Keller, Child Permanency Program Manager



Program Overview

Children in foster care receive assistance through the Child Permanency Program. ODHS helps children in foster care achieve legal permanency through reunification, adoption or guardianship. If children achieve legal permanency through adoption or guardianship, this program continues providing support to the families and their children to meet their special needs and lifelong challenges

Program Funding Request

	GF	OF	FF	TF
LAB 19-21	88,227,913	4,125,045	89,740,443	182,093,401
GB 21-23	101,386,598	3,945,360	112,886,411	218,218,369
LAB 19-21 to GB 21-23	13,158,685	(179,685)	23,145,968	36,124,968
% Difference	14.91%	-4.36%	25.79%	19.84%

Program Description

The primary permanent plan for all children who enter the foster care system is reunification with a parent except in rare circumstances. Reunification services are delivered through the efforts of field staff with consultation, support, training, and technical assistance from central office consultation staff. Only if it is determined that a child in foster care is unable to be safely reunited with a parent, will the alternate plans of adoption or guardianship be implemented.

Adoption and guardianship services are delivered through the joint efforts of field and central office staff. When children are unable to return to their parents' custody, the Department's efforts are directed to finding a permanent family so the children can leave the foster care system. Research shows that children who turn 18 and age out of the foster care system have poorer outcomes compared to children raised in a permanent home. The process of preparing children for adoption or guardianship, legally freeing children for adoption, working with relatives for family support and/or placement or searching for another appropriate resource family, transitioning the children, and monitoring the placement until the adoption or guardianship is finalized is work that is carried out by field staff. The process of supporting the field in determining which children should move toward an adoption plan and how to legally free them for adoption, ensuring the completeness of the file for adoption, negotiating Adoption and Guardianship Assistance, finalizing the adoption, and supporting families after the adoption or guardianship is carried out by central office staff.

During the 17-19 biennium, ODHS returned 4,727 children to a parent and completed 1,422 adoptions and 867 guardianships. Most children adopted or placed in guardianships through Oregon's foster care system are eligible for ongoing financial support and medical coverage. Overall, approximately 12,000 families receive ongoing adoption and guardianship financial support to assist with meeting their children's special needs. We also provide administrative oversight in all private and independent adoptions, and operate a Search and Registry Program,

which is mandated by law. This adds program responsibility for an additional 700-900 children who are adopted privately or independently each year in Oregon.

ODHS works closely with the Department of Justice (DOJ), which provides legal representation for ODHS caseworkers. DOJ also represents ODHS in termination of parental rights cases and in guardianship petitions.

Other key partners include private mediators and attorneys, private adoption and recruitment agencies, the Oregon Post Adoption Resource Center and the Division of Medical Assistance Programs at the Oregon Health Authority.

Primary cost drivers for the Child Permanency Program include the legal costs of representation throughout the case, freeing and placing children for adoption or filing for legal guardianships, contracted services, and costs associated with adoption and guardianship assistance. Based on their history of trauma, caused by abuse and/or neglect, children adopted annually from the child welfare system are considered special needs children and eligible for an adoption subsidy. Families for approximately 95 percent of the eligible children choose to receive some monetary adoption assistance to assist in meeting these children's special needs. Children entering legal guardianships have the same history of trauma from abuse and/or neglect and are also eligible for subsidies. Most families accept the monetary support and medical coverage to meet the ongoing special needs of their guardian children.

Program Justification and Link to Focus Areas

The Child Permanency Program is designed to impact the safe and equitable reduction of children in foster care, which promotes healthy and safe communities. Children in foster care and their parents and foster parents need targeted, family-focused, timely, and culturally responsive services in order to achieve reunification. Those who cannot safely be reunified with their biological parents need safe and appropriate alternate forms of permanency. Evidence shows that children who do not have permanency experience issues in the future such as lack of education, unemployment, homelessness, and incarceration at much higher rates than the general population. Specifically, children formerly in foster care who age-out have high rates of mental illness with over half having clinically diagnosed mental health problems, including depression and Post-Traumatic Stress Disorder. These children have a greater chance of involvement with the corrections community, experiencing early parenting, and/or using the services provided by

the Oregon Health Authority and the Addictions and Mental Health program. The safety and stability that come with a permanent home help mitigate the risk of poor future outcomes for those who were abused and placed into foster care as children.

The Education and Economy focus areas may also be impacted if children cannot find permanency through adoption and guardianship. Children formerly in foster care who age-out tend to complete high school at a rate comparable to the general population, however, more of the high school completion is done via a GED versus a high school diploma. Completion of post-secondary education is low for youth in foster care who do not achieve permanency, affecting their lifelong earnings and living standards. The lower educational achievement and mental health issues result in many children formerly in foster care, who age-out, living at or below the poverty level and requiring more public assistance. A 2005 study shows that one-third of children who aged out of foster care lived in poverty and one-third had no health insurance. The rate at which they accessed Temporary Assistance to Needy Families (TANF) was five times higher than the general population.

Other non-monetary post-adoption and guardianship services are also important in assisting families in providing care for children who often enter adoption and guardianship with significant special needs. Children who have experienced significant abuse and neglect will be challenged to address their history as they move through different developmental stages. Ongoing support of families who are parenting these children is essential to preserve placements. Post-adoption and guardianship services include information and referral, consultation in response to imminent and current family crises, in-home family therapy, support groups, training, and a lending library. Each year, 3,100+ individuals receive services directly through contact support, library use and/or training. Some of these contacts are for reported crises or disruption-related issues. In addition, 11,500 unique web visitors are served through the Oregon Post Adoption Resource Center website. Children who disrupt from adoption or guardianship re-enter the foster care or residential treatment system at a significant cost to the state.

Program Performance

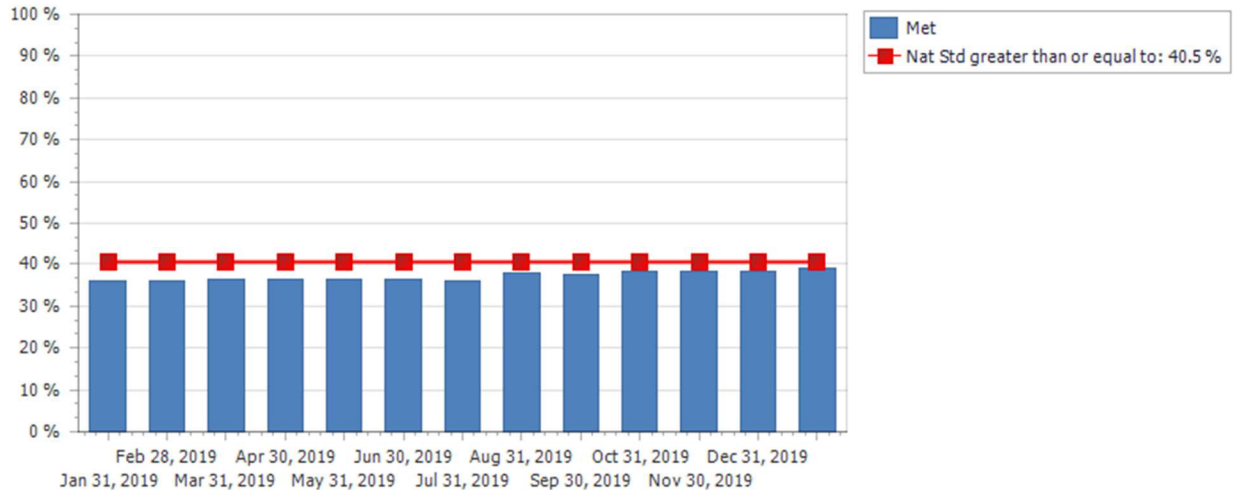
Program performance is measured in several ways and data is consistently used to evaluate effectiveness. Currently the Child Permanency Program is focusing on some specific performance measures and designing its program activities to impact these areas. They include children achieving permanency within twelve months of entering foster care, reducing the median months for children to exit the foster care

system to reunification, adoption and guardianship, and improving the number of legally free children who are adopted in less than 12 months.

PA.01 (Fed) Permanency in 12 Months

Of all children who enter foster care in a target 12-month period, what percent discharged to permanency within 12 months of entering foster care

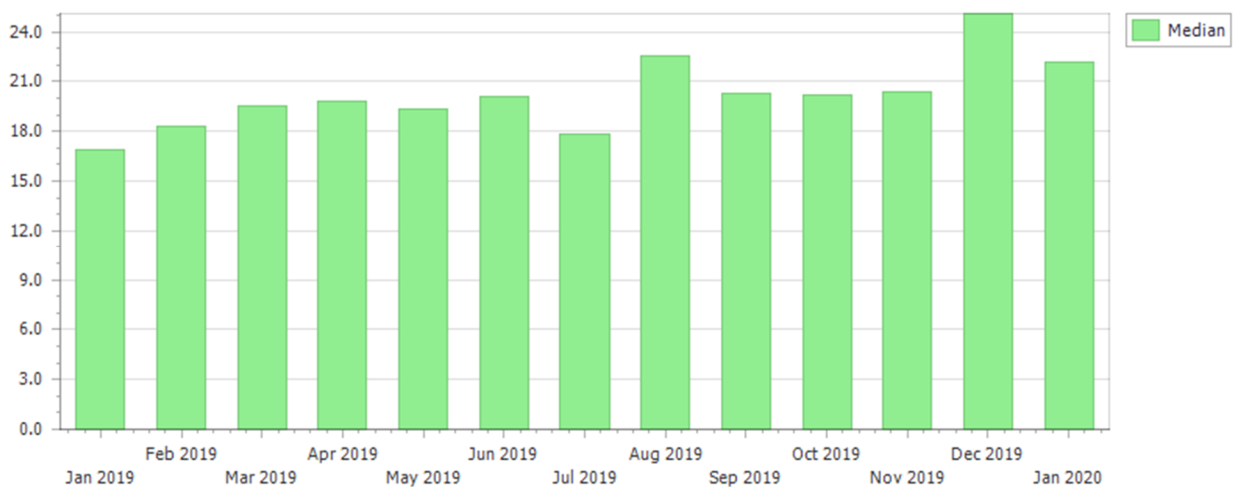
Report Time Period: January 1, 2019 - January 31, 2020



CM.15 Median Length of Stay at Foster Care Exit

Of children discharged, the median number of months to discharge (median is middle score where half were more and half less), over time

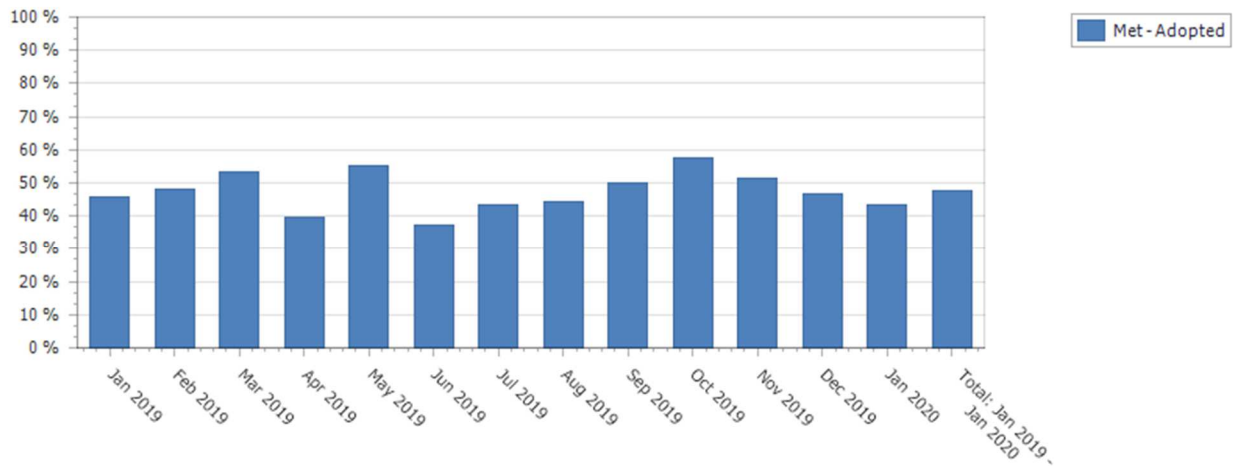
Report Time Period: January 1, 2019 - January 31, 2020



PA.12 Adopted in less than 12 months of TPR (of those TPR 12 months ago)

Percent of children that became legally free for adoption (TPR) 12 months ago who were discharged to a finalized adoption in less than 12 months of becoming legally free (TPR).

Report Time Period: January 1, 2019 - January 31, 2020



Oregon is improving and trending in the right direction with permanency in 12 months. Median length of stay at foster care exit was stable but trended in the wrong direction during the last month of 2019. Median length of stay in 2019 was 2 months longer than 2018. Adopted in less than 12 months of TPR measures vary throughout 2019 but shows an improvement over the past three years. The Department continues to work on strategies and activities to improve upon the measures.

Enabling Legislation/Program Authorization

The following Federal and State laws mandate the operation of permanency planning for children in the foster care system:

- Public Law 96-272 Adoption Assistance and Child Welfare Act of 1980 which established the program of adoption assistance and introduced the requirement to make reasonable efforts to keep children out of foster care
- Public Law 105-89 The Adoption and Safe Families Act which set federal timelines for moving children out of foster care
- Social Security Act, Section 473 which mandates the payment of adoption assistance for eligible children

- Social Security Act, Section 473 which allows non-mandatory payment of guardianship assistance for eligible children
- Oregon Revised Statute 418.330 which provides state funded guardianship assistance
- The Indian Child Welfare Act (ICWA)
- ORS 419A and 419B which provide a series of requirements for services to children in the foster care system
- ORS 109.309 which mandates the Department of Human Services to provide administrative services for independent adoptions, ORS 109.450 to operate a state Search and Registry program, and various other adoption related statutes within ORS Chapter 109.

Funding Streams

A combination of General and Federal Title IV-E funds the adoption and guardianship subsidy programs. Title XIX Medicaid funds the provision of medical coverage for children in adoptions and guardianship subsidies. The following list is inclusive of each of the funding sources and the percent makeup of the Permanency budget:

- Federal funding makes up 52 percent
 - Title IV-E makes up 51 percent
 - Title IV-B part 2 makes up 1 percent
- Other Funds make up 2 percent
- General Fund makes up 46 percent

Funding Justification and Significant Changes to CSL

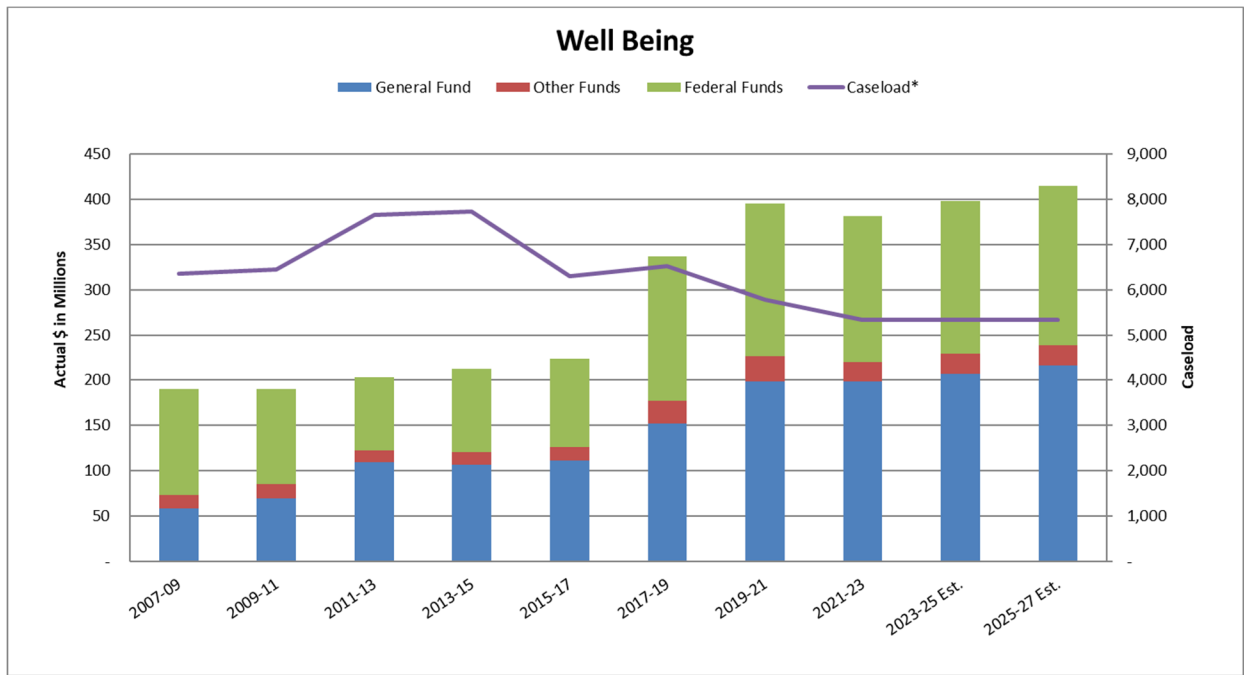
There are no additional policy option package investments in this area in the Governor’s Budget. The regular essential packages are included that are part of the normal budget build process.

In addition, the Governor’s Budget proposes reductions as follows:

- Assumes continuation of enhanced FMAP savings related to the COVID-19 pandemic for the first quarter. This type of reduction does not impact programs or services, it is only a reduction to the General Fund while an increase to the Federal Funds occurs resulting in \$0 Total Fund impact.

Department of Human Services: Well Being

Primary Long-Term Focus Area: Safer, Healthier Communities
 Secondary Long-Term Focus Area:
 Program Contact: Lacey Andresen, Interim Foster Care Manager
 Sara Fox, Treatment Services Manager
 Rosemary Iavenditti, Interim Youth Transitions Manager



Note: On average, in 21-23 the caseload as of the Fall 2020 forecast is projected to be 5,336 children in paid foster care on any given day in Oregon.

Program Overview

The Child Well-Being Program, including the Foster Care and Youth Transitions Program, and the Treatment Services Program, is designed to function as a critical safety net for children with immediate safety needs for their basic care, as well as provide support and services to youth in foster care. ODHS's responsible for accepting and caring for children who cannot remain safely with their parents per ORS 418.015. These children are dependent, neglected, and may be mentally or physically disabled, and are placed in the legal custody of ODHS by a court. Under limited circumstances and for a short time, a family may place a child in State custody on a voluntary basis. However, most of the children served in foster care

are there involuntarily, with court intervention, as a result of abuse or neglect they experienced in their family home.

Program Funding Request

	GF	OF	FF	TF
LAB 19-21	197,700,921	28,007,546	169,895,611	395,604,078
GB 21-23	198,333,992	20,615,247	162,444,698	381,393,937
LAB 19-21 to GB 21-23	633,071	(7,392,299)	(7,450,913)	(14,210,141)
% Difference	0.32%	-26.39%	-4.39%	-3.59%

Program Description

The Foster Care services program operates 24 hours a day, seven days a week to accept and care for children and youth who cannot remain safely in their family homes. The children and youth range in age from birth to 21 years old. A total of 10,887 children spent at least one day in foster care in federal fiscal year 2019. The vast majority of these children and youth reside in family foster home settings. There are approximately 4,000 Oregon families who have stepped forward to be a foster parent or relative caregiver for children needing placement. Approximately 61% of these certified families are relatives or friends known to the child’s family who become certified to care for the children.

ODHS partners with community members and organizations representing diverse community and cultural perspectives to deliver foster care services to children and youth across the State. The agency has federal and state mandates to provide efforts to reunify children to their parents. 57.8 percent of children entering care returned home to a parent in FFY 2019. There are approximately 37 licensed private child placing agencies in Oregon who are caring for children and youth, most often because the child or youth has a significant behavior or mental health need. Approximately 385 children are placed with Licensed Child Caring Agencies to provide a higher level of specialized care.

The Child Well-Being program also responds to the overall well-being of the child or youth in care. Well-being is identified as caring for and attending to the child’s behavioral, emotional, educational, health and social functioning. This is best identified through meeting the core educational needs, physical, dental, and mental health needs, needs for family, and community connections.

To be successful in meeting the needs of the children and youth for their safety and well-being, we support current programs while expanding the available service

array. ODHS works in collaboration with multiple state and local governmental agencies such as the Oregon Health Authority, Oregon Youth Authority, Oregon Department of Education, and local law enforcement in addition to a significant number of community programs, schools, business and faith communities, and volunteer programs. The Department continues to focus on safely and equitably reducing the number of children that enter the foster care system and providing for the care and well-being of children who enter the system. Children who must enter the foster care system often have greater needs than those who can remain at home. The ability of staff to meet the needs of these children and adequately support the foster families caring for them is directly related to staffing levels in the program.

The average monthly cost per child in foster care is approximately \$2,320. There are multiple cost drivers to this program area including the number of children entering the substitute care system due to abuse or neglect, and the number of children who remain in the substitute care system due to their inability to be reunified with family or successfully transitioned to an adoptive family. A significant cost driver is the increased cost of living within the community and daily expenses for providing food, clothing, shelter, education or other support services for children and youths. As an example, foster parents caring for a 10-year-old child are currently reimbursed at a rate of \$24.09 per day. This is intended to cover the cost of providing food, clothing, shelter, school supplies, and the cost to participate in activities, etc. Often the additional costs for the child are paid for by the foster parent, which remains a barrier for many families and the private child caring agencies across the state. After a 10% reduction in the reimbursement rates in 2011, they were increased in 2018 and 2019.

Efficiencies to improve outcomes include a reinvestment in local community services to strengthen families, to reduce the need for foster care. In addition, for children who are in foster care, increased attention on the need for educational supports and school placement continuity, increased access and continuity of comprehensive health care (physical, mental and dental health), resources/supports for older teens and young adults preparing to exit the foster care system, and increased financial and structural support for foster families and private agencies who care for the children and youth.

The Well-Being program is also responsible for the certification and support of foster families and relative caregivers who care for children in the Department's custody. This includes recruitment, assessment, retention, training, and support. Training of these families is conducted both by agency staff and through

contracted providers. Families participate in a Structured Analysis Family Evaluation (SAFE) home study assessment, designed to evaluate a family's readiness to meet the needs of children that enter the system.

Program Justification and Link to Focus Areas

The Child Well-Being Program is an integral part of the State's Plan to achieve a Safer, Healthier Community for the residents of Oregon. As a state policy, Child Well-Being programs are necessary to ensure safety for children if and when they are unable to remain safely with their families. Reliance on the foster care system over the years has reached a capacity that is no longer sustainable in Oregon. The financial support for this system has not kept up with growing costs, which has negatively impacted the ability for potential foster families to step forward to provide family foster care.

Ongoing research indicates that, if substantive preventive services can be immediately put into place, many children can safely remain at home, which reduces the need for children to be placed into the foster care system. Re-directing resources away from the removal of children from families and increasing the capacity of families who currently have children in the substitute care system by investing in upfront and in-home services within communities will pay far greater dividends to Oregon in meeting the outcomes identified in the state's plan.

Program Performance

Program performance is measured in the following ways:

- The number of children entering foster care (3,332) during FFY 2019 decreased by 6.9 percent from the FFY 2018 level. The number of children leaving foster care has decreased by 2 percent in the same timeframe.
- 57.8 percent of children who left foster care were reunified with their families.
- Median months to exit foster care is 19.7 months,
- The numbers of foster families in 9/30/2019 was 3,942 families. This is a decrease of 320 from 9/30/2017.
- Teens (13 years and older) comprised 28 percent of the foster care population. A total of 3,051 teens spent at least one day in foster care during FFY2019.
- A total of 182 current and former foster care youth received Chafee ETV scholarships for the 2018-2019 school year.

- 1,322 current and former foster youth received ILP services in FFY2019, a decrease of 2.2 percent from FFY2018.

Enabling Legislation/Program Authorization

There are several Federal acts that are centered on the care for children through substitute care programs. Some of the more prominent Federal acts and Federal regulations are noted below.

- *Adoption Assistance and Child Welfare Act P.L. 96-272.* To establish a program of adoption assistance, strengthen the program of foster care assistance for needy and dependent children, and improve the child welfare, social services, and aid to families with dependent children programs. Requires states to ensure and the courts to determine that reasonable efforts continue to be made on behalf of each individual child to mitigate the need for continued foster care.
- *Indian Child Welfare Act (ICWA) PL 95-60.* To establish standards for the placement of Indian children in foster and adoptive homes and to prevent the breakup of Indian families.
- *Adoption and Safe Family Act PL 105-89.* To promote the adoption of children in foster care by placing limitations and timelines.
- *Foster Care Independence Act of 1999 PL 160-169.* To help children make a successful transition from foster care to adulthood and self-sufficiency.
- *Fostering Connection to Success and Increasing Adoption Act PL 110-35.* To support and connect relative caregivers and improve outcomes for children in foster care.

Title IV-E, The Federal Foster Care Program, helps to provide safe and stable out-of-home care for children until the children are safely returned home, placed permanently with adoptive families or placed in other planned arrangements for permanency and resources to support a successful transition to adulthood. Title IV-B provides grants to states and Indian tribes for programs directed toward the goal of keeping families together. They include preventive interventions so that, if possible, children will not have to be removed from their homes. Finally, the Social Security Act contains the primary sources of federal funds available to States for child welfare, foster care and adoption activities.

Oregon Revised Statutes that specify which children are involved in the Substitute Care Program can be found under ORS 418.015 Custody and Care of Needy

Children by Department and ORS 418.312 When Transfer of Custody Not Required; Voluntary Placement Agreement; Review of Children Placed in Certain Institutions.

Funding Streams

There is a combination of funding sources in the Well-Being Programs. The following list is inclusive of each of the funding sources and the percent makeup of the Well Being budget:

- Federal funding makes up 43 percent
 - Title IV-E makes up 20 percent (including Chafee ILP)
 - Medicaid makes up 14 percent
 - TANF makes up 8 percent
 - Title IV-B part 2 and Chafee ETV make up the other 1 percent.
- Other Funds make up 5 percent
- General Fund makes up 52 percent

Funding Justification and Significant Changes to CSL

There is one investment in the Governor’s Budget, in addition to the regular essential packages that are part of the normal budget build process.

There is one Revenue Shortfall in this program area due to excess Other Fund and Federal Fund limitation.

Package Title: Drop OF and FF excess limitation					
Package Number: 070					
General Fund	Other Funds (6,230,549)	Federal Funds (16,623,182)	Total Funds (22,853,731)	Positions n/a	FTE n/a
<p>Description:</p> <p>In the Well Being area, excess OF limitation is being dropped. The limitation is primarily child trust and is empty limitation. No fund shift was requested.</p> <p>Federal fund limitation is being removed for the TANF block grant. A technical adjustment was made between Program and Delivery/Design to align the fund splits and budgeted amounts related to the TANF block grant. This left</p>					

empty/excess Federal Fund limitation in the Well Being set of budgets, primarily the Regular Foster Care budget. No fund shift was requested.

Package Title: Respite Care Program					
Package Number: 116					
General Fund	Other Funds	Federal Funds	Total Funds	Positions	FTE
19,276,693	0	1,109,646	20,386,339	n/a	n/a
<p>Description: Oregon does not currently have a formalized respite care program that would certify pay and monitor respite providers. Respite care is short-term childcare services that offer temporary relief, improve family stability, and have been shown to reduce the risk of abuse or neglect. This Policy Option Package is derived from the recommendation from the assessment conducted by the consulting firm Alvarez & Marsal. Respite care provides foster parents and other caregivers with short-term childcare services that offer temporary relief, improve family stability, and reduce the risk of abuse or neglect. Respite can be planned or offered during emergencies or times of crisis.</p> <p>This Policy Option Package requests a Respite Business Plan which is seeking to overlay with the Behavioral Rehabilitative Services (BRS) infrastructure. This respite plan relies on the BRS infrastructure, primarily the Proctor Care system, to diversify their placement services by adding respite supports through two funding models, Child Welfare or CCO reimbursed. Current BRS rules note that Proctor homes can serve 1 or 2 youth whom are not BRS clients, depending on the adult to child ratios natural to the home. Further, Oregon’s Medicaid program allows for a lenient definition of respite care and the services associated with said respite service. Currently CCO’s determine what a respite service is and whom can provide the services.</p>					

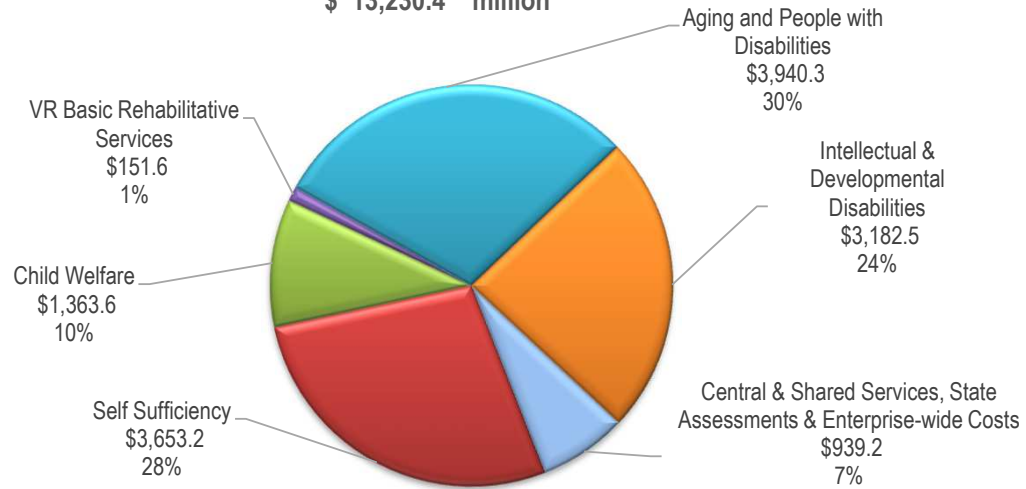
The Governor’s Budget also proposes the investments as follows as part of Package 087:

- Increase in the Federal Fund amount to cover Title IV-E reimbursable costs for the Office of the Public Defender.

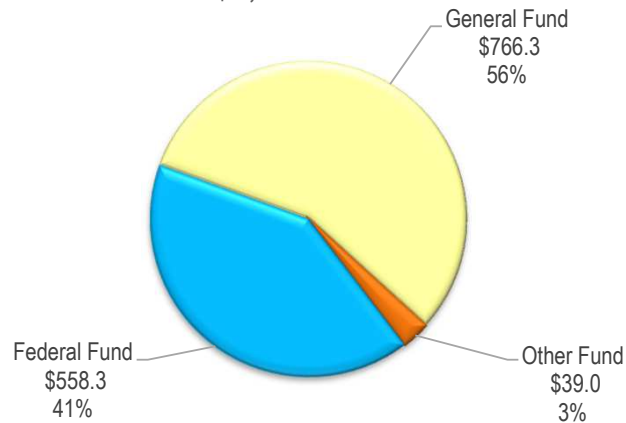
In addition, the Governor's Budget proposes reductions as follows:

- Reduces Residential Treatment Services by \$346,639 Total Fund (-\$190,189 General Fund), reducing budgeted beds by 1.5 beds on an average daily basis.
- Assumes continuation of enhanced FMAP savings related to the COVID-19 pandemic for the first quarter. This type of reduction does not impact programs or services, it is only a reduction to the General Fund while an increase to the Federal Funds occurs resulting in \$0 Total Fund impact.

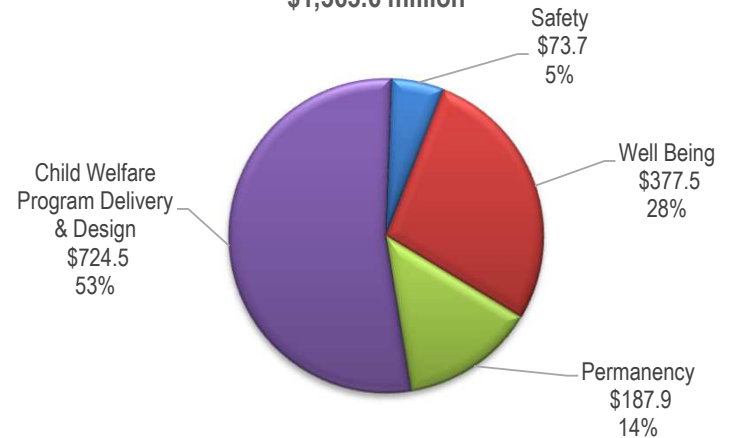
**Oregon Department of Human Services
2019-21 Legislatively Approved Budget
Total Fund by Program Area
\$ 13,230.4 million**



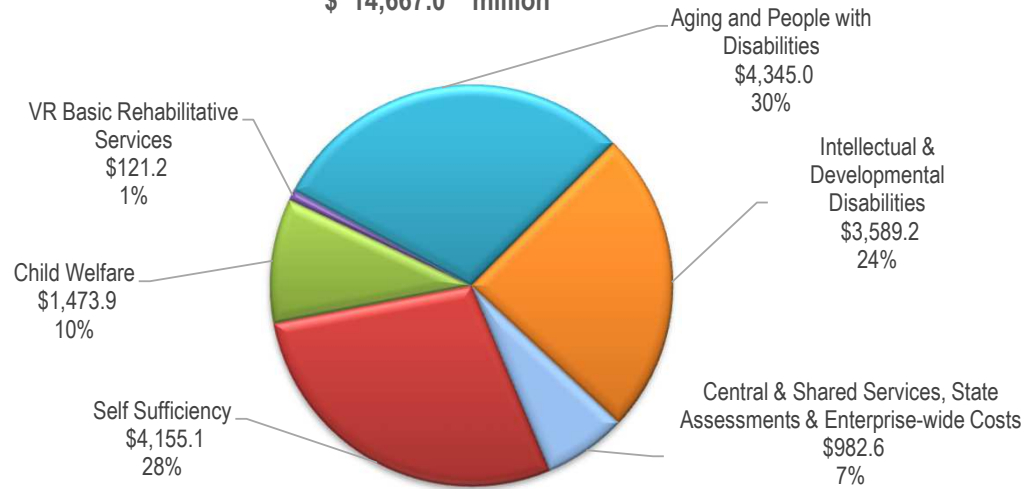
**Child Welfare
Total by Fund Type
\$ 1,363.6 million**



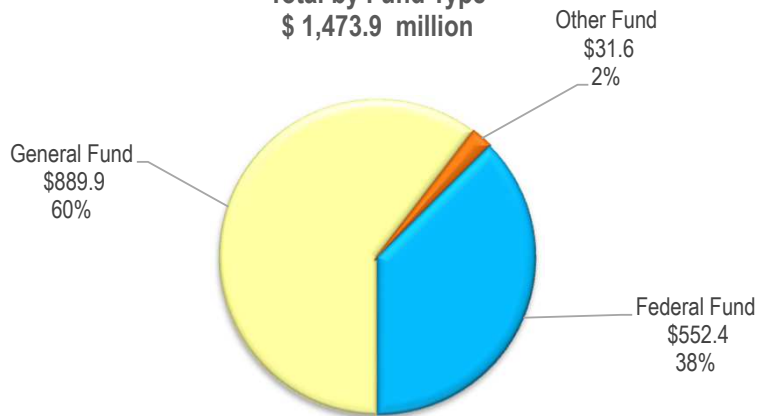
**Child Welfare
Total by Program
\$1,363.6 million**



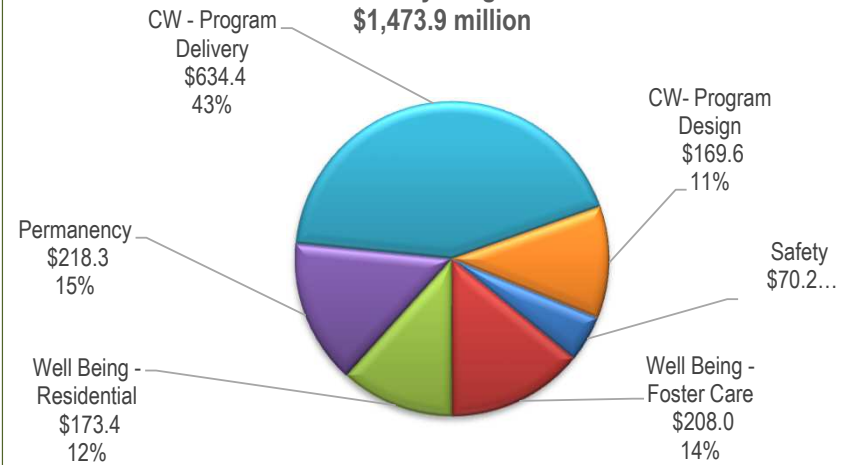
**Oregon Department of Human Services
2021-23 Governor's Budget
Total Fund by Program Area
\$ 14,667.0 million**



**Child Welfare
Total by Fund Type
\$ 1,473.9 million**



**Child Welfare
Total by Program
\$1,473.9 million**



DETAIL OF LOTTERY FUNDS, OTHER FUNDS, AND FEDERAL FUNDS REVENUE

Human Services, Dept. of
2021-23 Biennium

Agency Number: 10000
Cross Reference Number: 10000-060-02-00-00000

<i>Source</i>	2017-19 Actuals	2019-21 Leg Adopted Budget	2019-21 Leg Approved Budget	2021-23 Agency Request Budget	2021-23 Governor's Budget	2021-23 Leg. Adopted Budget
Other Funds						
Business Lic and Fees	1,348,225	1,146,144	1,146,144	-	-	-
Care of State Wards	-	582,749	582,749	-	-	-
Other Revenues	431,282	13,540	13,540	-	-	-
Tsfr From Revenue, Dept of	2,758,007	2,758,007	2,758,007	-	-	-
Total Other Funds	\$4,537,514	\$4,500,440	\$4,500,440	-	-	-
Federal Funds						
Federal Funds	38,374,448	28,767,586	28,767,586	-	-	-
Total Federal Funds	\$38,374,448	\$28,767,586	\$28,767,586	-	-	-

DETAIL OF LOTTERY FUNDS, OTHER FUNDS, AND FEDERAL FUNDS REVENUE

Human Services, Dept. of
2021-23 Biennium

Agency Number: 10000
Cross Reference Number: 10000-060-03-00-00000

<i>Source</i>	2017-19 Actuals	2019-21 Leg Adopted Budget	2019-21 Leg Approved Budget	2021-23 Agency Request Budget	2021-23 Governor's Budget	2021-23 Leg. Adopted Budget
Other Funds						
Non-business Lic. and Fees	2,138	-	-	-	-	-
Care of State Wards	-	19,066,239	19,066,239	-	-	-
Interest Income	190,336	-	-	-	-	-
Other Revenues	3,906,105	8,830,437	8,830,437	-	-	-
Transfer from General Fund	7,700,291	1,011,069	1,011,069	-	-	-
Tsfr From Transportation, Dept	16,581	110,870	110,870	-	-	-
Total Other Funds	\$11,815,451	\$29,018,615	\$29,018,615	-	-	-
Federal Funds						
Federal Funds	115,262,395	169,895,611	169,895,611	-	-	-
Transfer to Counties	(2,130,632)	-	-	-	-	-
Total Federal Funds	\$113,131,763	\$169,895,611	\$169,895,611	-	-	-

DETAIL OF LOTTERY FUNDS, OTHER FUNDS, AND FEDERAL FUNDS REVENUE

Human Services, Dept. of
2021-23 Biennium

Agency Number: 10000
Cross Reference Number: 10000-060-04-00-00000

<i>Source</i>	2017-19 Actuals	2019-21 Leg Adopted Budget	2019-21 Leg Approved Budget	2021-23 Agency Request Budget	2021-23 Governor's Budget	2021-23 Leg. Adopted Budget
Other Funds						
Business Lic and Fees	53,890	89,557	89,557	-	-	-
Care of State Wards	-	597,831	597,831	-	-	-
Other Revenues	193,500	190,390	190,390	-	-	-
Transfer from General Fund	3,300,125	10,824,224	10,824,224	-	-	-
Transfer to Other	(1,551,151)	-	-	-	-	-
Total Other Funds	\$1,996,364	\$11,702,002	\$11,702,002	-	-	-
Federal Funds						
Federal Funds	86,716,523	89,740,443	89,740,443	-	-	-
Total Federal Funds	\$86,716,523	\$89,740,443	\$89,740,443	-	-	-

DETAIL OF LOTTERY FUNDS, OTHER FUNDS, AND FEDERAL FUNDS REVENUE

Human Services, Dept. of
2021-23 Biennium

Agency Number: 10000
Cross Reference Number: 10000-060-06-00-00000

<i>Source</i>	2017-19 Actuals	2019-21 Leg Adopted Budget	2019-21 Leg Approved Budget	2021-23 Agency Request Budget	2021-23 Governor's Budget	2021-23 Leg. Adopted Budget
Other Funds						
Business Lic and Fees	22,869	-	-	-	-	-
Care of State Wards	-	238,539	238,539	-	-	-
Interest Income	9,547	-	-	-	-	-
Sales Income	3,953	-	-	-	-	-
Donations	193,248	-	-	-	-	-
Grants (Non-Fed)	179,685	-	-	-	-	-
Other Revenues	312,977	2,125,917	2,125,917	4	-	-
Tsfr From Transportation, Dept	589	-	-	-	-	-
Total Other Funds	\$722,868	\$2,364,456	\$2,364,456	\$4	-	-
Federal Funds						
Federal Funds	237,843,807	251,837,656	251,837,656	69	-	-
Transfer to Counties	(78,200)	-	-	-	-	-
Tsfr To Administrative Svcs	(187,410)	(176,460)	(176,460)	-	-	-
Tsfr To Judicial Dept	(1,519,135)	(2,076,494)	(2,076,494)	-	-	-
Tsfr To Housing and Com Svcs	(29,114)	-	-	-	-	-
Total Federal Funds	\$236,029,948	\$249,584,702	\$249,584,702	\$69	-	-

DETAIL OF LOTTERY FUNDS, OTHER FUNDS, AND FEDERAL FUNDS REVENUE

Human Services, Dept. of
2021-23 Biennium

Agency Number: 10000
Cross Reference Number: 10000-060-10-00-00000

<i>Source</i>	2017-19 Actuals	2019-21 Leg Adopted Budget	2019-21 Leg Approved Budget	2021-23 Agency Request Budget	2021-23 Governor's Budget	2021-23 Leg. Adopted Budget
Other Funds						
Business Lic and Fees	-	-	-	1,146,144	1,588,366	-
Charges for Services	-	-	-	349,760	349,760	-
Care of State Wards	-	-	-	13,848,871	13,812,087	-
Interest Income	-	-	-	237,515	237,515	-
Other Revenues	-	-	-	8,932,189	8,769,859	-
Transfer In - Intrafund	-	-	-	10,844,421	10,844,421	-
Transfer from General Fund	-	-	-	14,091,688	14,091,688	-
Tsfr From Revenue, Dept of	-	-	-	2,876,601	2,876,601	-
Tsfr From Transportation, Dept	-	-	-	50,000	50,000	-
Transfer Out - Intrafund	-	-	-	(10,844,421)	(10,844,421)	-
Total Other Funds	-	-	-	\$41,532,768	\$41,775,876	-
Federal Funds						
Federal Funds	-	-	-	557,548,105	554,804,876	-
Tsfr To Administrative Svcs	-	-	-	(184,048)	(184,048)	-
Tsfr To Judicial Dept	-	-	-	(2,213,975)	(2,213,975)	-
Total Federal Funds	-	-	-	\$555,150,082	\$552,406,853	-

ESSENTIAL AND POLICY PACKAGE FISCAL IMPACT SUMMARY

Human Services, Dept. of
Pkg: 031 - Standard Inflation

Cross Reference Name: Safety
Cross Reference Number: 10000-060-02-00-00000

<i>Description</i>	General Fund	Lottery Funds	Other Funds	Federal Funds	Nonlimited Other Funds	Nonlimited Federal Funds	All Funds
Revenues							
General Fund Appropriation	546,258	-	-	-	-	-	546,258
Other Revenues	-	-	49,284	-	-	-	49,284
Federal Funds	-	-	-	1,237,006	-	-	1,237,006
Tsfr From Revenue, Dept of	-	-	118,594	-	-	-	118,594
Total Revenues	\$546,258	-	\$167,878	\$1,237,006	-	-	\$1,951,142
Special Payments							
Dist to Non-Gov Units	23,622	-	167,878	130,938	-	-	322,438
Dist to Individuals	140,075	-	-	460,649	-	-	600,724
Dist to Contract Svc Providers	198,381	-	-	233,807	-	-	432,188
Other Special Payments	184,180	-	-	272,951	-	-	457,131
Spc Pmt to Education, Dept of	-	-	-	138,661	-	-	138,661
Total Special Payments	\$546,258	-	\$167,878	\$1,237,006	-	-	\$1,951,142
Total Expenditures							
Total Expenditures	546,258	-	167,878	1,237,006	-	-	1,951,142
Total Expenditures	\$546,258	-	\$167,878	\$1,237,006	-	-	\$1,951,142
Ending Balance							
Ending Balance	-	-	-	-	-	-	-
Total Ending Balance	-	-	-	-	-	-	-

ESSENTIAL AND POLICY PACKAGE FISCAL IMPACT SUMMARY

Human Services, Dept. of
Pkg: 032 - Above Standard Inflation

Cross Reference Name: Safety
Cross Reference Number: 10000-060-02-00-00000

<i>Description</i>	General Fund	Lottery Funds	Other Funds	Federal Funds	Nonlimited Other Funds	Nonlimited Federal Funds	All Funds
Revenues							
General Fund Appropriation	177,851	-	-	-	-	-	177,851
Federal Funds	-	-	-	402,748	-	-	402,748
Total Revenues	\$177,851	-	-	\$402,748	-	-	\$580,599
Special Payments							
Dist to Non-Gov Units	7,691	-	-	42,631	-	-	50,322
Dist to Individuals	70,285	-	-	272,667	-	-	342,952
Dist to Contract Svc Providers	9,696	-	-	8,969	-	-	18,665
Other Special Payments	90,179	-	-	78,481	-	-	168,660
Total Special Payments	\$177,851	-	-	\$402,748	-	-	\$580,599
Total Expenditures							
Total Expenditures	177,851	-	-	402,748	-	-	580,599
Total Expenditures	\$177,851	-	-	\$402,748	-	-	\$580,599
Ending Balance							
Ending Balance	-	-	-	-	-	-	-
Total Ending Balance	-	-	-	-	-	-	-

ESSENTIAL AND POLICY PACKAGE FISCAL IMPACT SUMMARY

Human Services, Dept. of
Pkg: 050 - Fundshifts

Cross Reference Name: Safety
Cross Reference Number: 10000-060-02-00-00000

<i>Description</i>	General Fund	Lottery Funds	Other Funds	Federal Funds	Nonlimited Other Funds	Nonlimited Federal Funds	All Funds
Revenues							
General Fund Appropriation	1,437,911	-	-	-	-	-	1,437,911
Federal Funds	-	-	-	(1,437,911)	-	-	(1,437,911)
Total Revenues	\$1,437,911	-	-	(\$1,437,911)	-	-	-
Special Payments							
Dist to Individuals	1,114,308	-	-	(1,090,914)	-	-	23,394
Dist to Contract Svc Providers	625	-	-	(36,518)	-	-	(35,893)
Other Special Payments	322,978	-	-	(310,479)	-	-	12,499
Total Special Payments	\$1,437,911	-	-	(\$1,437,911)	-	-	-
Total Expenditures							
Total Expenditures	1,437,911	-	-	(1,437,911)	-	-	-
Total Expenditures	\$1,437,911	-	-	(\$1,437,911)	-	-	-
Ending Balance							
Ending Balance	-	-	-	-	-	-	-
Total Ending Balance	-	-	-	-	-	-	-

ESSENTIAL AND POLICY PACKAGE FISCAL IMPACT SUMMARY

Human Services, Dept. of
Pkg: 060 - Technical Adjustments

Cross Reference Name: Safety
Cross Reference Number: 10000-060-02-00-00000

<i>Description</i>	General Fund	Lottery Funds	Other Funds	Federal Funds	Nonlimited Other Funds	Nonlimited Federal Funds	All Funds
Revenues							
General Fund Appropriation	(14,865,698)	-	-	-	-	-	(14,865,698)
Business Lic and Fees	-	-	(1,146,144)	-	-	-	(1,146,144)
Care of State Wards	-	-	(582,749)	-	-	-	(582,749)
Other Revenues	-	-	(62,824)	-	-	-	(62,824)
Federal Funds	-	-	-	(28,969,429)	-	-	(28,969,429)
Tsfr From Revenue, Dept of	-	-	(2,876,601)	-	-	-	(2,876,601)
Total Revenues	(\$14,865,698)	-	(\$4,668,318)	(\$28,969,429)	-	-	(\$48,503,445)
Special Payments							
Dist to Non-Gov Units	(580,673)	-	(4,072,029)	(3,218,636)	-	-	(7,871,338)
Dist to Individuals	(4,582,217)	-	(282,908)	(10,355,179)	-	-	(15,220,304)
Dist to Contract Svc Providers	(4,822,219)	-	(117,271)	(5,643,624)	-	-	(10,583,114)
Other Special Payments	(4,880,589)	-	(196,110)	(6,388,661)	-	-	(11,465,360)
Spc Pmt to Education, Dept of	-	-	-	(3,363,329)	-	-	(3,363,329)
Total Special Payments	(\$14,865,698)	-	(\$4,668,318)	(\$28,969,429)	-	-	(\$48,503,445)
Total Expenditures							
Total Expenditures	(14,865,698)	-	(4,668,318)	(28,969,429)	-	-	(48,503,445)
Total Expenditures	(\$14,865,698)	-	(\$4,668,318)	(\$28,969,429)	-	-	(\$48,503,445)
Ending Balance							
Ending Balance	-	-	-	-	-	-	-
Total Ending Balance	-	-	-	-	-	-	-

ESSENTIAL AND POLICY PACKAGE FISCAL IMPACT SUMMARY

Human Services, Dept. of
Pkg: 021 - Phase-in

Cross Reference Name: Well Being
Cross Reference Number: 10000-060-03-00-00000

<i>Description</i>	General Fund	Lottery Funds	Other Funds	Federal Funds	Nonlimited Other Funds	Nonlimited Federal Funds	All Funds
Revenues							
General Fund Appropriation	3,929,819	-	-	-	-	-	3,929,819
Federal Funds	-	-	-	3,950,185	-	-	3,950,185
Total Revenues	\$3,929,819	-	-	\$3,950,185	-	-	\$7,880,004
Special Payments							
Dist to Individuals	2,436,488	-	-	3,515,665	-	-	5,952,153
Other Special Payments	1,493,331	-	-	434,520	-	-	1,927,851
Total Special Payments	\$3,929,819	-	-	\$3,950,185	-	-	\$7,880,004
Total Expenditures							
Total Expenditures	3,929,819	-	-	3,950,185	-	-	7,880,004
Total Expenditures	\$3,929,819	-	-	\$3,950,185	-	-	\$7,880,004
Ending Balance							
Ending Balance	-	-	-	-	-	-	-
Total Ending Balance	-	-	-	-	-	-	-

ESSENTIAL AND POLICY PACKAGE FISCAL IMPACT SUMMARY

Human Services, Dept. of
Pkg: 022 - Phase-out Pgm & One-time Costs

Cross Reference Name: Well Being
Cross Reference Number: 10000-060-03-00-00000

<i>Description</i>	General Fund	Lottery Funds	Other Funds	Federal Funds	Nonlimited Other Funds	Nonlimited Federal Funds	All Funds
Revenues							
General Fund Appropriation	(1,011,069)	-	-	-	-	-	(1,011,069)
Transfer from General Fund	-	-	(1,011,069)	-	-	-	(1,011,069)
Total Revenues	(\$1,011,069)	-	(\$1,011,069)	-	-	-	(\$2,022,138)
Special Payments							
Intra-Agency Gen Fund Transfer	(1,011,069)	-	-	-	-	-	(1,011,069)
Total Special Payments	(\$1,011,069)	-	-	-	-	-	(\$1,011,069)
Total Expenditures							
Total Expenditures	(1,011,069)	-	-	-	-	-	(1,011,069)
Total Expenditures	(\$1,011,069)	-	-	-	-	-	(\$1,011,069)
Ending Balance							
Ending Balance	-	-	(1,011,069)	-	-	-	(1,011,069)
Total Ending Balance	-	-	(\$1,011,069)	-	-	-	(\$1,011,069)

ESSENTIAL AND POLICY PACKAGE FISCAL IMPACT SUMMARY

Human Services, Dept. of
Pkg: 031 - Standard Inflation

Cross Reference Name: Well Being
Cross Reference Number: 10000-060-03-00-00000

<i>Description</i>	General Fund	Lottery Funds	Other Funds	Federal Funds	Nonlimited Other Funds	Nonlimited Federal Funds	All Funds
Revenues							
General Fund Appropriation	8,457,665	-	-	-	-	-	8,457,665
Federal Funds	-	-	-	7,305,512	-	-	7,305,512
Total Revenues	\$8,457,665	-	-	\$7,305,512	-	-	\$15,763,177
Special Payments							
Dist to Other Gov Unit	37,064	-	-	119,934	-	-	156,998
Dist to Non-Gov Units	98,509	-	-	-	-	-	98,509
Dist to Individuals	6,815,222	-	-	6,099,865	-	-	12,915,087
Dist to Contract Svc Providers	16,734	-	-	75,788	-	-	92,522
Other Special Payments	1,464,638	-	-	590,574	-	-	2,055,212
Spc Pmt to HECC	-	-	-	53,246	-	-	53,246
Spc Pmt to Education, Dept of	25,498	-	-	366,105	-	-	391,603
Total Special Payments	\$8,457,665	-	-	\$7,305,512	-	-	\$15,763,177
Total Expenditures							
Total Expenditures	8,457,665	-	-	7,305,512	-	-	15,763,177
Total Expenditures	\$8,457,665	-	-	\$7,305,512	-	-	\$15,763,177
Ending Balance							
Ending Balance	-	-	-	-	-	-	-
Total Ending Balance	-	-	-	-	-	-	-

ESSENTIAL AND POLICY PACKAGE FISCAL IMPACT SUMMARY

Human Services, Dept. of
Pkg: 032 - Above Standard Inflation

Cross Reference Name: Well Being
Cross Reference Number: 10000-060-03-00-00000

<i>Description</i>	General Fund	Lottery Funds	Other Funds	Federal Funds	Nonlimited Other Funds	Nonlimited Federal Funds	All Funds
Revenues							
General Fund Appropriation	1,551,735	-	-	-	-	-	1,551,735
Care of State Wards	-	-	-	-	-	-	-
Federal Funds	-	-	-	1,389,005	-	-	1,389,005
Total Revenues	\$1,551,735	-	-	\$1,389,005	-	-	\$2,940,740
Special Payments							
Dist to Other Gov Unit	-	-	-	44,974	-	-	44,974
Dist to Non-Gov Units	3,033	-	-	-	-	-	3,033
Dist to Individuals	774,635	-	-	1,014,972	-	-	1,789,607
Dist to Contract Svc Providers	-	-	-	4,157	-	-	4,157
Other Special Payments	774,067	-	-	216,235	-	-	990,302
Spc Pmt to Education, Dept of	-	-	-	108,667	-	-	108,667
Total Special Payments	\$1,551,735	-	-	\$1,389,005	-	-	\$2,940,740
Total Expenditures							
Total Expenditures	1,551,735	-	-	1,389,005	-	-	2,940,740
Total Expenditures	\$1,551,735	-	-	\$1,389,005	-	-	\$2,940,740
Ending Balance							
Ending Balance	-	-	-	-	-	-	-
Total Ending Balance	-	-	-	-	-	-	-

ESSENTIAL AND POLICY PACKAGE FISCAL IMPACT SUMMARY

Human Services, Dept. of
Pkg: 033 - Exceptional Inflation

Cross Reference Name: Well Being
Cross Reference Number: 10000-060-03-00-00000

<i>Description</i>	General Fund	Lottery Funds	Other Funds	Federal Funds	Nonlimited Other Funds	Nonlimited Federal Funds	All Funds
Revenues							
General Fund Appropriation	72,297,762	-	-	-	-	-	72,297,762
Care of State Wards	-	-	955,354	-	-	-	955,354
Federal Funds	-	-	-	3,401,447	-	-	3,401,447
Total Revenues	\$72,297,762	-	\$955,354	\$3,401,447	-	-	\$76,654,563
Special Payments							
Dist to Other Gov Unit	-	-	-	(165,665)	-	-	(165,665)
Dist to Individuals	13,144,206	-	409,743	(955,995)	-	-	12,597,954
Other Special Payments	59,153,556	-	545,611	4,523,107	-	-	64,222,274
Total Special Payments	\$72,297,762	-	\$955,354	\$3,401,447	-	-	\$76,654,563
Total Expenditures							
Total Expenditures	72,297,762	-	955,354	3,401,447	-	-	76,654,563
Total Expenditures	\$72,297,762	-	\$955,354	\$3,401,447	-	-	\$76,654,563
Ending Balance							
Ending Balance	-	-	-	-	-	-	-
Total Ending Balance	-	-	-	-	-	-	-

ESSENTIAL AND POLICY PACKAGE FISCAL IMPACT SUMMARY

Human Services, Dept. of
Pkg: 040 - Mandated Caseload

Cross Reference Name: Well Being
Cross Reference Number: 10000-060-03-00-00000

<i>Description</i>	General Fund	Lottery Funds	Other Funds	Federal Funds	Nonlimited Other Funds	Nonlimited Federal Funds	All Funds
Revenues							
General Fund Appropriation	(88,824,850)	-	-	-	-	-	(88,824,850)
Care of State Wards	-	-	(1,339,350)	-	-	-	(1,339,350)
Federal Funds	-	-	-	(7,426,947)	-	-	(7,426,947)
Total Revenues	(\$88,824,850)	-	(\$1,339,350)	(\$7,426,947)	-	-	(\$97,591,147)
Special Payments							
Dist to Other Gov Unit	-	-	-	(45,802)	-	-	(45,802)
Dist to Individuals	(24,195,457)	-	(795,168)	(3,184,074)	-	-	(28,174,699)
Other Special Payments	(64,629,393)	-	(544,182)	(4,197,071)	-	-	(69,370,646)
Total Special Payments	(\$88,824,850)	-	(\$1,339,350)	(\$7,426,947)	-	-	(\$97,591,147)
Total Expenditures							
Total Expenditures	(88,824,850)	-	(1,339,350)	(7,426,947)	-	-	(97,591,147)
Total Expenditures	(\$88,824,850)	-	(\$1,339,350)	(\$7,426,947)	-	-	(\$97,591,147)
Ending Balance							
Ending Balance	-	-	-	-	-	-	-
Total Ending Balance	-	-	-	-	-	-	-

ESSENTIAL AND POLICY PACKAGE FISCAL IMPACT SUMMARY

Human Services, Dept. of
Pkg: 050 - Fundshifts

Cross Reference Name: Well Being
Cross Reference Number: 10000-060-03-00-00000

<i>Description</i>	General Fund	Lottery Funds	Other Funds	Federal Funds	Nonlimited Other Funds	Nonlimited Federal Funds	All Funds
Revenues							
General Fund Appropriation	19,058,439	-	-	-	-	-	19,058,439
Care of State Wards	-	-	(726,065)	-	-	-	(726,065)
Other Revenues	-	-	(205,741)	-	-	-	(205,741)
Federal Funds	-	-	-	(18,126,633)	-	-	(18,126,633)
Total Revenues	\$19,058,439	-	(\$931,806)	(\$18,126,633)	-	-	-
Special Payments							
Dist to Other Gov Unit	-	-	-	(76,295)	-	-	(76,295)
Dist to Non-Gov Units	-	-	-	-	-	-	-
Dist to Individuals	12,861,534	-	(152,248)	(14,721,908)	-	-	(2,012,622)
Dist to Contract Svc Providers	-	-	-	(16,648)	-	-	(16,648)
Other Special Payments	6,196,905	-	(779,558)	(3,311,782)	-	-	2,105,565
Spc Pmt to Justice, Dept of	-	-	-	-	-	-	-
Spc Pmt to Education, Dept of	-	-	-	-	-	-	-
Total Special Payments	\$19,058,439	-	(\$931,806)	(\$18,126,633)	-	-	-
Total Expenditures							
Total Expenditures	19,058,439	-	(931,806)	(18,126,633)	-	-	-
Total Expenditures	\$19,058,439	-	(\$931,806)	(\$18,126,633)	-	-	-
Ending Balance							
Ending Balance	-	-	-	-	-	-	-
Total Ending Balance	-	-	-	-	-	-	-

ESSENTIAL AND POLICY PACKAGE FISCAL IMPACT SUMMARY

**Human Services, Dept. of
Pkg: 060 - Technical Adjustments**

**Cross Reference Name: Well Being
Cross Reference Number: 10000-060-03-00-00000**

<i>Description</i>	General Fund	Lottery Funds	Other Funds	Federal Funds	Nonlimited Other Funds	Nonlimited Federal Funds	All Funds
Revenues							
General Fund Appropriation	(213,160,422)	-	-	-	-	-	(213,160,422)
Care of State Wards	-	-	(17,956,178)	-	-	-	(17,956,178)
Interest Income	-	-	-	-	-	-	-
Other Revenues	-	-	(8,624,696)	-	-	-	(8,624,696)
Federal Funds	-	-	-	(160,388,180)	-	-	(160,388,180)
Transfer In - Intrafund	-	-	-	-	-	-	-
Tsfr From Transportation, Dept	-	-	(110,870)	-	-	-	(110,870)
Total Revenues	(\$213,160,422)	-	(\$26,691,744)	(\$160,388,180)	-	-	(\$400,240,346)
Special Payments							
Dist to Other Gov Unit	(899,020)	-	-	(2,666,308)	-	-	(3,565,328)
Dist to Non-Gov Units	(2,392,426)	-	-	-	-	-	(2,392,426)
Dist to Individuals	(170,330,153)	-	(24,922,844)	(133,625,865)	-	-	(328,878,862)
Dist to Contract Svc Providers	(405,903)	-	-	(1,825,804)	-	-	(2,231,707)
Other Special Payments	(38,514,451)	-	(1,706,549)	(11,989,846)	-	-	(52,210,846)
Spc Pmt to HECC	-	-	-	(1,291,518)	-	-	(1,291,518)
Spc Pmt to Education, Dept of	(618,469)	-	(62,351)	(8,988,839)	-	-	(9,669,659)
Total Special Payments	(\$213,160,422)	-	(\$26,691,744)	(\$160,388,180)	-	-	(\$400,240,346)
Total Expenditures							
Total Expenditures	(213,160,422)	-	(26,691,744)	(160,388,180)	-	-	(400,240,346)
Total Expenditures	(\$213,160,422)	-	(\$26,691,744)	(\$160,388,180)	-	-	(\$400,240,346)

ESSENTIAL AND POLICY PACKAGE FISCAL IMPACT SUMMARY

Human Services, Dept. of
Pkg: 060 - Technical Adjustments

Cross Reference Name: Well Being
Cross Reference Number: 10000-060-03-00-00000

<i>Description</i>	General Fund	Lottery Funds	Other Funds	Federal Funds	Nonlimited Other Funds	Nonlimited Federal Funds	All Funds
Ending Balance							
Ending Balance	-	-	-	-	-	-	-
Total Ending Balance	-	-	-	-	-	-	-

ESSENTIAL AND POLICY PACKAGE FISCAL IMPACT SUMMARY

Human Services, Dept. of
Pkg: 031 - Standard Inflation

Cross Reference Name: Permanency
Cross Reference Number: 10000-060-04-00-00000

<i>Description</i>	General Fund	Lottery Funds	Other Funds	Federal Funds	Nonlimited Other Funds	Nonlimited Federal Funds	All Funds
Revenues							
General Fund Appropriation	3,793,801	-	-	-	-	-	3,793,801
Federal Funds	-	-	-	3,825,538	-	-	3,825,538
Transfer from General Fund	-	-	465,442	-	-	-	465,442
Total Revenues	\$3,793,801	-	\$465,442	\$3,825,538	-	-	\$8,084,781
Special Payments							
Dist to Individuals	615,500	-	-	801,016	-	-	1,416,516
Intra-Agency Gen Fund Transfer	465,442	-	-	-	-	-	465,442
Other Special Payments	2,712,859	-	-	3,024,522	-	-	5,737,381
Total Special Payments	\$3,793,801	-	-	\$3,825,538	-	-	\$7,619,339
Total Expenditures							
Total Expenditures	3,793,801	-	-	3,825,538	-	-	7,619,339
Total Expenditures	\$3,793,801	-	-	\$3,825,538	-	-	\$7,619,339
Ending Balance							
Ending Balance	-	-	465,442	-	-	-	465,442
Total Ending Balance	-	-	\$465,442	-	-	-	\$465,442

ESSENTIAL AND POLICY PACKAGE FISCAL IMPACT SUMMARY

Human Services, Dept. of
Pkg: 032 - Above Standard Inflation

Cross Reference Name: Permanency
Cross Reference Number: 10000-060-04-00-00000

<i>Description</i>	General Fund	Lottery Funds	Other Funds	Federal Funds	Nonlimited Other Funds	Nonlimited Federal Funds	All Funds
Revenues							
General Fund Appropriation	1,235,190	-	-	-	-	-	1,235,190
Federal Funds	-	-	-	1,256,366	-	-	1,256,366
Transfer from General Fund	-	-	108,847	-	-	-	108,847
Total Revenues	\$1,235,190	-	\$108,847	\$1,256,366	-	-	\$2,600,403
Special Payments							
Dist to Individuals	210,291	-	-	270,231	-	-	480,522
Intra-Agency Gen Fund Transfer	108,847	-	-	-	-	-	108,847
Other Special Payments	916,052	-	-	986,135	-	-	1,902,187
Total Special Payments	\$1,235,190	-	-	\$1,256,366	-	-	\$2,491,556
Total Expenditures							
Total Expenditures	1,235,190	-	-	1,256,366	-	-	2,491,556
Total Expenditures	\$1,235,190	-	-	\$1,256,366	-	-	\$2,491,556
Ending Balance							
Ending Balance	-	-	108,847	-	-	-	108,847
Total Ending Balance	-	-	\$108,847	-	-	-	\$108,847

ESSENTIAL AND POLICY PACKAGE FISCAL IMPACT SUMMARY

Human Services, Dept. of
Pkg: 033 - Exceptional Inflation

Cross Reference Name: Permanency
Cross Reference Number: 10000-060-04-00-00000

<i>Description</i>	General Fund	Lottery Funds	Other Funds	Federal Funds	Nonlimited Other Funds	Nonlimited Federal Funds	All Funds
Revenues							
General Fund Appropriation	5,894,814	-	-	-	-	-	5,894,814
Federal Funds	-	-	-	5,676,089	-	-	5,676,089
Transfer from General Fund	-	-	630,945	-	-	-	630,945
Total Revenues	\$5,894,814	-	\$630,945	\$5,676,089	-	-	\$12,201,848
Special Payments							
Dist to Individuals	216,309	-	-	261,551	-	-	477,860
Intra-Agency Gen Fund Transfer	630,945	-	-	-	-	-	630,945
Other Special Payments	5,047,560	-	-	5,414,538	-	-	10,462,098
Total Special Payments	\$5,894,814	-	-	\$5,676,089	-	-	\$11,570,903
Total Expenditures							
Total Expenditures	5,894,814	-	-	5,676,089	-	-	11,570,903
Total Expenditures	\$5,894,814	-	-	\$5,676,089	-	-	\$11,570,903
Ending Balance							
Ending Balance	-	-	630,945	-	-	-	630,945
Total Ending Balance	-	-	\$630,945	-	-	-	\$630,945

ESSENTIAL AND POLICY PACKAGE FISCAL IMPACT SUMMARY

Human Services, Dept. of
Pkg: 040 - Mandated Caseload

Cross Reference Name: Permanency
Cross Reference Number: 10000-060-04-00-00000

<i>Description</i>	General Fund	Lottery Funds	Other Funds	Federal Funds	Nonlimited Other Funds	Nonlimited Federal Funds	All Funds
Revenues							
General Fund Appropriation	81,740	-	-	-	-	-	81,740
Federal Funds	-	-	-	302,645	-	-	302,645
Transfer from General Fund	-	-	220,297	-	-	-	220,297
Total Revenues	\$81,740	-	\$220,297	\$302,645	-	-	\$604,682
Special Payments							
Dist to Individuals	640,262	-	-	835,203	-	-	1,475,465
Intra-Agency Gen Fund Transfer	220,297	-	-	-	-	-	220,297
Other Special Payments	(778,819)	-	-	(532,558)	-	-	(1,311,377)
Total Special Payments	\$81,740	-	-	\$302,645	-	-	\$384,385
Total Expenditures							
Total Expenditures	81,740	-	-	302,645	-	-	384,385
Total Expenditures	\$81,740	-	-	\$302,645	-	-	\$384,385
Ending Balance							
Ending Balance	-	-	220,297	-	-	-	220,297
Total Ending Balance	-	-	\$220,297	-	-	-	\$220,297

ESSENTIAL AND POLICY PACKAGE FISCAL IMPACT SUMMARY

Human Services, Dept. of
Pkg: 050 - Fundshifts

Cross Reference Name: Permanency
Cross Reference Number: 10000-060-04-00-00000

<i>Description</i>	General Fund	Lottery Funds	Other Funds	Federal Funds	Nonlimited Other Funds	Nonlimited Federal Funds	All Funds
Revenues							
General Fund Appropriation	2,155,677	-	-	-	-	-	2,155,677
Federal Funds	-	-	-	(2,155,677)	-	-	(2,155,677)
Transfer from General Fund	-	-	102,202	-	-	-	102,202
Total Revenues	\$2,155,677	-	\$102,202	(\$2,155,677)	-	-	\$102,202
Special Payments							
Dist to Individuals	544,011	-	-	(544,011)	-	-	-
Intra-Agency Gen Fund Transfer	102,202	-	-	-	-	-	102,202
Other Special Payments	1,509,464	-	-	(1,611,666)	-	-	(102,202)
Total Special Payments	\$2,155,677	-	-	(\$2,155,677)	-	-	-
Total Expenditures							
Total Expenditures	2,155,677	-	-	(2,155,677)	-	-	-
Total Expenditures	\$2,155,677	-	-	(\$2,155,677)	-	-	-
Ending Balance							
Ending Balance	-	-	102,202	-	-	-	102,202
Total Ending Balance	-	-	\$102,202	-	-	-	\$102,202

ESSENTIAL AND POLICY PACKAGE FISCAL IMPACT SUMMARY

**Human Services, Dept. of
Pkg: 060 - Technical Adjustments**

**Cross Reference Name: Permanency
Cross Reference Number: 10000-060-04-00-00000**

<i>Description</i>	General Fund	Lottery Funds	Other Funds	Federal Funds	Nonlimited Other Funds	Nonlimited Federal Funds	All Funds
Revenues							
General Fund Appropriation	(101,389,135)	-	-	-	-	-	(101,389,135)
Business Lic and Fees	-	-	(89,557)	-	-	-	(89,557)
Care of State Wards	-	-	(597,831)	-	-	-	(597,831)
Interest Income	-	-	-	-	-	-	-
Other Revenues	-	-	(190,390)	-	-	-	(190,390)
Federal Funds	-	-	-	(98,645,404)	-	-	(98,645,404)
Transfer from General Fund	-	-	(12,351,957)	-	-	-	(12,351,957)
Total Revenues	(\$101,389,135)	-	(\$13,229,735)	(\$98,645,404)	-	-	(\$213,264,274)
Transfers Out							
Transfer Out - Intrafund	-	-	-	-	-	-	-
Total Transfers Out	-	-	-	-	-	-	-
Special Payments							
Dist to Individuals	(16,540,318)	-	(328,115)	(20,252,279)	-	-	(37,120,712)
Intra-Agency Gen Fund Transfer	(12,351,957)	-	-	-	-	-	(12,351,957)
Other Special Payments	(72,496,860)	-	(3,796,930)	(78,393,125)	-	-	(154,686,915)
Total Special Payments	(\$101,389,135)	-	(\$4,125,045)	(\$98,645,404)	-	-	(\$204,159,584)
Total Expenditures							
Total Expenditures	(101,389,135)	-	(4,125,045)	(98,645,404)	-	-	(204,159,584)
Total Expenditures	(\$101,389,135)	-	(\$4,125,045)	(\$98,645,404)	-	-	(\$204,159,584)

ESSENTIAL AND POLICY PACKAGE FISCAL IMPACT SUMMARY

Human Services, Dept. of
Pkg: 060 - Technical Adjustments

Cross Reference Name: Permanency
Cross Reference Number: 10000-060-04-00-00000

<i>Description</i>	General Fund	Lottery Funds	Other Funds	Federal Funds	Nonlimited Other Funds	Nonlimited Federal Funds	All Funds
Ending Balance							
Ending Balance	-	-	(9,104,690)	-	-	-	(9,104,690)
Total Ending Balance	-	-	(\$9,104,690)	-	-	-	(\$9,104,690)

ESSENTIAL AND POLICY PACKAGE FISCAL IMPACT SUMMARY

Human Services, Dept. of
Pkg: 010 - Non-PICS Psnl Svc / Vacancy Factor

Cross Reference Name: Child Welfare Program Delivery and Design
Cross Reference Number: 10000-060-06-00-00000

<i>Description</i>	General Fund	Lottery Funds	Other Funds	Federal Funds	Nonlimited Other Funds	Nonlimited Federal Funds	All Funds
Revenues							
General Fund Appropriation	3,874,014	-	-	-	-	-	3,874,014
Other Revenues	-	-	70,132	-	-	-	70,132
Federal Funds	-	-	-	219,588	-	-	219,588
Total Revenues	\$3,874,014	-	\$70,132	\$219,588	-	-	\$4,163,734
Personal Services							
Temporary Appointments	22,213	-	17,523	22,198	-	-	61,934
Overtime Payments	169,625	-	26,051	33,912	-	-	229,588
Shift Differential	451	-	31	346	-	-	828
All Other Differential	12,489	-	32	5,783	-	-	18,304
Public Employees' Retire Cont	31,621	-	4,523	6,935	-	-	43,079
Pension Obligation Bond	4,880,861	-	8,647	(10,163)	-	-	4,879,345
Social Security Taxes	15,665	-	3,338	4,761	-	-	23,764
Vacancy Savings	(1,258,911)	-	9,987	155,816	-	-	(1,093,108)
Total Personal Services	\$3,874,014	-	\$70,132	\$219,588	-	-	\$4,163,734
Total Expenditures							
Total Expenditures	3,874,014	-	70,132	219,588	-	-	4,163,734
Total Expenditures	\$3,874,014	-	\$70,132	\$219,588	-	-	\$4,163,734
Ending Balance							
Ending Balance	-	-	-	-	-	-	-
Total Ending Balance	-	-	-	-	-	-	-

ESSENTIAL AND POLICY PACKAGE FISCAL IMPACT SUMMARY

Human Services, Dept. of
Pkg: 021 - Phase-in

Cross Reference Name: Child Welfare Program Delivery and Design
Cross Reference Number: 10000-060-06-00-00000

<i>Description</i>	General Fund	Lottery Funds	Other Funds	Federal Funds	Nonlimited Other Funds	Nonlimited Federal Funds	All Funds
Revenues							
General Fund Appropriation	317,261	-	-	-	-	-	317,261
Federal Funds	-	-	-	743,563	-	-	743,563
Total Revenues	\$317,261	-	-	\$743,563	-	-	\$1,060,824
Personal Services							
Class/Unclass Sal. and Per Diem	-	-	-	274,848	-	-	274,848
Empl. Rel. Bd. Assessments	-	-	-	116	-	-	116
Public Employees' Retire Cont	-	-	-	47,604	-	-	47,604
Social Security Taxes	-	-	-	21,026	-	-	21,026
Worker's Comp. Assess. (WCD)	-	-	-	92	-	-	92
Flexible Benefits	-	-	-	76,464	-	-	76,464
Total Personal Services	-	-	-	\$420,150	-	-	\$420,150
Services & Supplies							
Instate Travel	39,467	-	-	8,667	-	-	48,134
Employee Training	9,418	-	-	2,290	-	-	11,708
Office Expenses	65,226	-	-	15,814	-	-	81,040
Telecommunications	6,776	-	-	5,177	-	-	11,953
Professional Services	-	-	-	276,066	-	-	276,066
Food and Kitchen Supplies	194,475	-	-	12,730	-	-	207,205
Other Services and Supplies	1,899	-	-	1,431	-	-	3,330
Expendable Prop 250 - 5000	-	-	-	1,238	-	-	1,238
Total Services & Supplies	\$317,261	-	-	\$323,413	-	-	\$640,674

ESSENTIAL AND POLICY PACKAGE FISCAL IMPACT SUMMARY

Human Services, Dept. of
Pkg: 021 - Phase-in

Cross Reference Name: Child Welfare Program Delivery and Design
Cross Reference Number: 10000-060-06-00-00000

<i>Description</i>	General Fund	Lottery Funds	Other Funds	Federal Funds	Nonlimited Other Funds	Nonlimited Federal Funds	All Funds
Total Expenditures							
Total Expenditures	317,261	-	-	743,563	-	-	1,060,824
Total Expenditures	\$317,261	-	-	\$743,563	-	-	\$1,060,824
Ending Balance							
Ending Balance	-	-	-	-	-	-	-
Total Ending Balance	-	-	-	-	-	-	-
Total Positions							
Total Positions							2
Total Positions	-	-	-	-	-	-	2
Total FTE							
Total FTE							2.00
Total FTE	-	-	-	-	-	-	2.00

ESSENTIAL AND POLICY PACKAGE FISCAL IMPACT SUMMARY

Human Services, Dept. of
Pkg: 022 - Phase-out Pgm & One-time Costs

Cross Reference Name: Child Welfare Program Delivery and Design
Cross Reference Number: 10000-060-06-00-00000

<i>Description</i>	General Fund	Lottery Funds	Other Funds	Federal Funds	Nonlimited Other Funds	Nonlimited Federal Funds	All Funds
Revenues							
Other Revenues	-	-	(202,775)	-	-	-	(202,775)
Total Revenues	-	-	(\$202,775)	-	-	-	(\$202,775)
Services & Supplies							
Instate Travel	-	-	(35,339)	-	-	-	(35,339)
Out of State Travel	-	-	(305)	-	-	-	(305)
Employee Training	-	-	(5,778)	-	-	-	(5,778)
Office Expenses	-	-	(2,725)	-	-	-	(2,725)
Telecommunications	-	-	(32,837)	-	-	-	(32,837)
Data Processing	-	-	(21,607)	-	-	-	(21,607)
Professional Services	-	-	(5,894)	-	-	-	(5,894)
Attorney General	-	-	(239)	-	-	-	(239)
Dues and Subscriptions	-	-	(438)	-	-	-	(438)
Facilities Rental and Taxes	-	-	(288)	-	-	-	(288)
Fuels and Utilities	-	-	(6)	-	-	-	(6)
Facilities Maintenance	-	-	(3)	-	-	-	(3)
Agency Program Related S and S	-	-	(96,772)	-	-	-	(96,772)
Other Services and Supplies	-	-	(13)	-	-	-	(13)
IT Expendable Property	-	-	(273)	-	-	-	(273)
Total Services & Supplies	-	-	(\$202,517)	-	-	-	(\$202,517)
Capital Outlay							
Office Furniture and Fixtures	-	-	(258)	-	-	-	(258)

ESSENTIAL AND POLICY PACKAGE FISCAL IMPACT SUMMARY

Human Services, Dept. of
Pkg: 022 - Phase-out Pgm & One-time Costs

Cross Reference Name: Child Welfare Program Delivery and Design
Cross Reference Number: 10000-060-06-00-00000

<i>Description</i>	General Fund	Lottery Funds	Other Funds	Federal Funds	Nonlimited Other Funds	Nonlimited Federal Funds	All Funds
Capital Outlay							
Telecommunications Equipment	-	-	-	-	-	-	-
Total Capital Outlay	-	-	(\$258)	-	-	-	(\$258)
Total Expenditures							
Total Expenditures	-	-	(202,775)	-	-	-	(202,775)
Total Expenditures	-	-	(\$202,775)	-	-	-	(\$202,775)
Ending Balance							
Ending Balance	-	-	-	-	-	-	-
Total Ending Balance	-	-	-	-	-	-	-

ESSENTIAL AND POLICY PACKAGE FISCAL IMPACT SUMMARY

**Human Services, Dept. of
Pkg: 031 - Standard Inflation**

**Cross Reference Name: Child Welfare Program Delivery and Design
Cross Reference Number: 10000-060-06-00-00000**

<i>Description</i>	General Fund	Lottery Funds	Other Funds	Federal Funds	Nonlimited Other Funds	Nonlimited Federal Funds	All Funds
Revenues							
General Fund Appropriation	9,659,894	-	-	-	-	-	9,659,894
Other Revenues	-	-	26,305	-	-	-	26,305
Federal Funds	-	-	-	7,799,503	-	-	7,799,503
Total Revenues	\$9,659,894	-	\$26,305	\$7,799,503	-	-	\$17,485,702

Services & Supplies

Instate Travel	156,245	-	1,594	31,684	-	-	189,523
Out of State Travel	2,313	-	-	4,129	-	-	6,442
Employee Training	372,709	-	1,111	85,609	-	-	459,429
Office Expenses	168,185	-	4,274	103,606	-	-	276,065
Telecommunications	124,294	-	1,219	85,911	-	-	211,424
Data Processing	94,556	-	806	92,993	-	-	188,355
Publicity and Publications	10,838	-	-	1,614	-	-	12,452
Professional Services	599,714	-	5,368	566,979	-	-	1,172,061
IT Professional Services	94	-	-	316	-	-	410
Attorney General	7,719,351	-	-	6,580,313	-	-	14,299,664
Employee Recruitment and Develop	591	-	-	1,232	-	-	1,823
Dues and Subscriptions	21,132	-	-	23,385	-	-	44,517
Facilities Rental and Taxes	62,866	-	7,335	47,810	-	-	118,011
Fuels and Utilities	585	-	-	4	-	-	589
Facilities Maintenance	722	-	-	1,060	-	-	1,782
Food and Kitchen Supplies	168,445	-	-	87,733	-	-	256,178
Medical Services and Supplies	276	-	-	576	-	-	852
Other Care of Residents and Patients	599	-	-	1,248	-	-	1,847
Agency Program Related S and S	39,908	-	-	34,326	-	-	74,234

____ Agency Request
2021-23 Biennium

____ Governor's Budget
Page _____

____ Legislatively Adopted
Essential and Policy Package Fiscal Impact Summary - BPR013

ESSENTIAL AND POLICY PACKAGE FISCAL IMPACT SUMMARY

Human Services, Dept. of
Pkg: 031 - Standard Inflation

Cross Reference Name: Child Welfare Program Delivery and Design
Cross Reference Number: 10000-060-06-00-00000

<i>Description</i>	General Fund	Lottery Funds	Other Funds	Federal Funds	Nonlimited Other Funds	Nonlimited Federal Funds	All Funds
Services & Supplies							
Other Services and Supplies	38,817	-	12	35,045	-	-	73,874
Expendable Prop 250 - 5000	42,205	-	4,586	13,064	-	-	59,855
IT Expendable Property	34,669	-	-	129	-	-	34,798
Total Services & Supplies	\$9,659,114	-	\$26,305	\$7,798,766	-	-	\$17,484,185
Capital Outlay							
Office Furniture and Fixtures	780	-	-	737	-	-	1,517
Total Capital Outlay	\$780	-	-	\$737	-	-	\$1,517
Total Expenditures							
Total Expenditures	9,659,894	-	26,305	7,799,503	-	-	17,485,702
Total Expenditures	\$9,659,894	-	\$26,305	\$7,799,503	-	-	\$17,485,702
Ending Balance							
Ending Balance	-	-	-	-	-	-	-
Total Ending Balance	-	-	-	-	-	-	-

ESSENTIAL AND POLICY PACKAGE FISCAL IMPACT SUMMARY

**Human Services, Dept. of
Pkg: 050 - Fundshifts**

**Cross Reference Name: Child Welfare Program Delivery and Design
Cross Reference Number: 10000-060-06-00-00000**

<i>Description</i>	General Fund	Lottery Funds	Other Funds	Federal Funds	Nonlimited Other Funds	Nonlimited Federal Funds	All Funds
Revenues							
General Fund Appropriation	8,603,372	-	-	-	-	-	8,603,372
Federal Funds	-	-	-	(8,603,372)	-	-	(8,603,372)
Total Revenues	\$8,603,372	-	-	(\$8,603,372)	-	-	-
Services & Supplies							
Instate Travel	376,797	-	-	(376,797)	-	-	-
Out of State Travel	70,931	-	-	(70,931)	-	-	-
Employee Training	779,051	-	-	(779,051)	-	-	-
Office Expenses	1,409,350	-	-	(1,409,350)	-	-	-
Telecommunications	1,489,815	-	-	(1,489,815)	-	-	-
Data Processing	947,402	-	-	(947,402)	-	-	-
Publicity and Publications	(44,224)	-	-	44,224	-	-	-
Professional Services	1,804,440	-	-	(1,804,440)	-	-	-
IT Professional Services	4,891	-	-	(4,891)	-	-	-
Employee Recruitment and Develop	22,295	-	-	(22,295)	-	-	-
Dues and Subscriptions	133,582	-	-	(133,582)	-	-	-
Facilities Rental and Taxes	721,403	-	-	(721,403)	-	-	-
Fuels and Utilities	(1,991)	-	-	1,991	-	-	-
Facilities Maintenance	18,413	-	-	(18,413)	-	-	-
Medical Services and Supplies	10,425	-	-	(10,425)	-	-	-
Other Care of Residents and Patients	22,586	-	-	(22,586)	-	-	-
Agency Program Related S and S	223,639	-	-	(223,639)	-	-	-
Other Services and Supplies	499,713	-	-	(499,713)	-	-	-
Expendable Prop 250 - 5000	172,718	-	-	(172,718)	-	-	-

ESSENTIAL AND POLICY PACKAGE FISCAL IMPACT SUMMARY

Human Services, Dept. of
Pkg: 050 - Fundshifts

Cross Reference Name: Child Welfare Program Delivery and Design
Cross Reference Number: 10000-060-06-00-00000

<i>Description</i>	General Fund	Lottery Funds	Other Funds	Federal Funds	Nonlimited Other Funds	Nonlimited Federal Funds	All Funds
Services & Supplies							
IT Expendable Property	(74,531)	-	-	74,531	-	-	-
Total Services & Supplies	\$8,586,705	-	-	(\$8,586,705)	-	-	-
Capital Outlay							
Office Furniture and Fixtures	16,667	-	-	(16,667)	-	-	-
Telecommunications Equipment	-	-	-	-	-	-	-
Total Capital Outlay	\$16,667	-	-	(\$16,667)	-	-	-
Total Expenditures							
Total Expenditures	8,603,372	-	-	(8,603,372)	-	-	-
Total Expenditures	\$8,603,372	-	-	(\$8,603,372)	-	-	-
Ending Balance							
Ending Balance	-	-	-	-	-	-	-
Total Ending Balance	-	-	-	-	-	-	-

ESSENTIAL AND POLICY PACKAGE FISCAL IMPACT SUMMARY

Human Services, Dept. of
Pkg: 060 - Technical Adjustments

Cross Reference Name: Child Welfare Program Delivery and Design
Cross Reference Number: 10000-060-06-00-00000

<i>Description</i>	General Fund	Lottery Funds	Other Funds	Federal Funds	Nonlimited Other Funds	Nonlimited Federal Funds	All Funds
Revenues							
General Fund Appropriation	(540,878,645)	-	-	-	-	-	(540,878,645)
Care of State Wards	-	-	(238,539)	-	-	-	(238,539)
Other Revenues	-	-	(2,067,606)	-	-	-	(2,067,606)
Federal Funds	-	-	-	(271,163,014)	-	-	(271,163,014)
Total Revenues	(\$540,878,645)	-	(\$2,306,145)	(\$271,163,014)	-	-	(\$814,347,804)
Transfers Out							
Tsfr To Administrative Svcs	-	-	-	184,048	-	-	184,048
Tsfr To Judicial Dept	-	-	-	2,076,494	-	-	2,076,494
Total Transfers Out	-	-	-	\$2,260,542	-	-	\$2,260,542
Personal Services							
Class/Unclass Sal. and Per Diem	(272,129,893)	-	(267,529)	(130,665,104)	-	-	(403,062,526)
Temporary Appointments	(538,795)	-	(425,037)	(538,441)	-	-	(1,502,273)
Overtime Payments	(4,114,414)	-	(631,901)	(822,562)	-	-	(5,568,877)
Shift Differential	(10,946)	-	(755)	(8,395)	-	-	(20,096)
All Other Differential	(302,928)	-	(774)	(140,282)	-	-	(443,984)
Empl. Rel. Bd. Assessments	(126,421)	-	(89)	(61,196)	-	-	(187,706)
Public Employees' Retire Cont	(47,899,899)	-	(156,017)	(22,799,847)	-	-	(70,855,763)
Pension Obligation Bond	(16,008,781)	-	(50,675)	(7,606,664)	-	-	(23,666,120)
Social Security Taxes	(21,191,732)	-	(101,270)	(10,108,942)	-	-	(31,401,944)
Worker's Comp. Assess. (WCD)	(99,565)	-	(59)	(49,104)	-	-	(148,728)
Flexible Benefits	(83,588,610)	-	(67,842)	(40,078,078)	-	-	(123,734,530)

ESSENTIAL AND POLICY PACKAGE FISCAL IMPACT SUMMARY

**Human Services, Dept. of
Pkg: 060 - Technical Adjustments**

**Cross Reference Name: Child Welfare Program Delivery and Design
Cross Reference Number: 10000-060-06-00-00000**

<i>Description</i>	General Fund	Lottery Funds	Other Funds	Federal Funds	Nonlimited Other Funds	Nonlimited Federal Funds	All Funds
Personal Services							
Vacancy Savings	5,145,720	-	3,162	2,475,282	-	-	7,624,164
Total Personal Services	(\$440,866,264)	-	(\$1,698,786)	(\$210,403,333)	-	-	(\$652,968,383)
Services & Supplies							
Instate Travel	(4,206,107)	-	(38,653)	(400,376)	-	-	(4,645,136)
Out of State Travel	(127,028)	-	-	(29,218)	-	-	(156,246)
Employee Training	(9,828,835)	-	(26,943)	(1,299,747)	-	-	(11,155,525)
Office Expenses	(5,554,042)	-	(103,673)	(1,119,498)	-	-	(6,777,213)
Telecommunications	(4,511,441)	-	(29,573)	(599,185)	-	-	(5,140,199)
Data Processing	(3,240,919)	-	(19,552)	(1,308,225)	-	-	(4,568,696)
Publicity and Publications	(218,663)	-	-	(83,366)	-	-	(302,029)
Professional Services	(12,925,450)	-	(99,539)	(8,985,609)	-	-	(22,010,598)
IT Professional Services	(6,631)	-	(4)	(966)	-	-	(7,601)
Attorney General	(47,448,382)	-	-	(40,447,083)	-	-	(87,895,465)
Employee Recruitment and Develop	(36,629)	-	-	(7,592)	-	-	(44,221)
Dues and Subscriptions	(646,155)	-	-	(433,644)	-	-	(1,079,799)
Facilities Rental and Taxes	(2,246,285)	-	(177,906)	(438,270)	-	-	(2,862,461)
Fuels and Utilities	(12,208)	-	-	(2,079)	-	-	(14,287)
Facilities Maintenance	(35,934)	-	-	(7,284)	-	-	(43,218)
Food and Kitchen Supplies	(4,280,241)	-	-	(2,140,776)	-	-	(6,421,017)
Medical Services and Supplies	(17,126)	-	-	(3,550)	-	-	(20,676)
Other Care of Residents and Patients	(37,106)	-	-	(7,690)	-	-	(44,796)
Agency Program Related S and S	(1,191,639)	-	-	(608,952)	-	-	(1,800,591)
Other Services and Supplies	(1,443,150)	-	(287)	(351,777)	-	-	(1,795,214)
Expendable Prop 250 - 5000	(1,196,443)	-	(111,229)	(145,382)	-	-	(1,453,054)

ESSENTIAL AND POLICY PACKAGE FISCAL IMPACT SUMMARY

Human Services, Dept. of
Pkg: 060 - Technical Adjustments

Cross Reference Name: Child Welfare Program Delivery and Design
Cross Reference Number: 10000-060-06-00-00000

<i>Description</i>	General Fund	Lottery Funds	Other Funds	Federal Funds	Nonlimited Other Funds	Nonlimited Federal Funds	All Funds
Services & Supplies							
IT Expendable Property	(766,399)	-	-	(77,665)	-	-	(844,064)
Total Services & Supplies	(\$99,976,813)	-	(\$607,359)	(\$58,497,934)	-	-	(\$159,082,106)
Capital Outlay							
Office Furniture and Fixtures	(35,568)	-	-	(1,205)	-	-	(36,773)
Total Capital Outlay	(\$35,568)	-	-	(\$1,205)	-	-	(\$36,773)
Total Expenditures							
Total Expenditures	(540,878,645)	-	(2,306,145)	(268,902,472)	-	-	(812,087,262)
Total Expenditures	(\$540,878,645)	-	(\$2,306,145)	(\$268,902,472)	-	-	(\$812,087,262)
Ending Balance							
Ending Balance	-	-	-	-	-	-	-
Total Ending Balance	-	-	-	-	-	-	-
Total Positions							
Total Positions							(3,276)
Total Positions	-	-	-	-	-	-	(3,276)
Total FTE							
Total FTE							(3,236.36)
Total FTE	-	-	-	-	-	-	(3,236.36)

ESSENTIAL AND POLICY PACKAGE FISCAL IMPACT SUMMARY

Human Services, Dept. of
Pkg: 087 - August 2020 Special Session

Cross Reference Name: Child Welfare Program Delivery and Design
Cross Reference Number: 10000-060-06-00-00000

<i>Description</i>	General Fund	Lottery Funds	Other Funds	Federal Funds	Nonlimited Other Funds	Nonlimited Federal Funds	All Funds
Personal Services							
Class/Unclass Sal. and Per Diem	-	-	-	-	-	-	-
Empl. Rel. Bd. Assessments	-	-	-	-	-	-	-
Public Employees' Retire Cont	-	-	-	-	-	-	-
Social Security Taxes	-	-	-	-	-	-	-
Worker's Comp. Assess. (WCD)	-	-	-	-	-	-	-
Flexible Benefits	-	-	-	-	-	-	-
Total Personal Services	-	-	-	-	-	-	-
Total Expenditures							
Total Expenditures	-	-	-	-	-	-	-
Total Expenditures	-	-	-	-	-	-	-
Ending Balance							
Ending Balance	-	-	-	-	-	-	-
Total Ending Balance	-	-	-	-	-	-	-
Total Positions							
Total Positions	-	-	-	-	-	-	-
Total Positions	-	-	-	-	-	-	-
Total FTE							
Total FTE	-	-	-	-	-	-	-
Total FTE	-	-	-	-	-	-	-

ESSENTIAL AND POLICY PACKAGE FISCAL IMPACT SUMMARY

Human Services, Dept. of
Pkg: 090 - Analyst Adjustments

Cross Reference Name: Child Welfare Program Delivery and Design
Cross Reference Number: 10000-060-06-00-00000

<i>Description</i>	General Fund	Lottery Funds	Other Funds	Federal Funds	Nonlimited Other Funds	Nonlimited Federal Funds	All Funds
Revenues							
General Fund Appropriation	(69)	-	-	-	-	-	(69)
Other Revenues	-	-	(4)	-	-	-	(4)
Federal Funds	-	-	-	(69)	-	-	(69)
Total Revenues	(\$69)	-	(\$4)	(\$69)	-	-	(\$142)
Personal Services							
Social Security Taxes	-	-	-	-	-	-	-
Reconciliation Adjustment	(69)	-	(4)	(69)	-	-	(142)
Total Personal Services	(\$69)	-	(\$4)	(\$69)	-	-	(\$142)
Total Expenditures							
Total Expenditures	(69)	-	(4)	(69)	-	-	(142)
Total Expenditures	(\$69)	-	(\$4)	(\$69)	-	-	(\$142)
Ending Balance							
Ending Balance	-	-	-	-	-	-	-
Total Ending Balance	-	-	-	-	-	-	-

ESSENTIAL AND POLICY PACKAGE FISCAL IMPACT SUMMARY

Human Services, Dept. of
Pkg: 010 - Non-PICS Psnl Svc / Vacancy Factor

Cross Reference Name: Child Welfare Programs
Cross Reference Number: 10000-060-10-00-00000

<i>Description</i>	General Fund	Lottery Funds	Other Funds	Federal Funds	Nonlimited Other Funds	Nonlimited Federal Funds	All Funds
Revenues							
Federal Funds	-	-	-	-	-	-	-
Total Revenues	-	-	-	-	-	-	-
Special Payments							
Other Special Payments	-	-	-	-	-	-	-
Total Special Payments	-	-	-	-	-	-	-
Total Expenditures							
Total Expenditures	-	-	-	-	-	-	-
Total Expenditures	-	-	-	-	-	-	-
Ending Balance							
Ending Balance	-	-	-	-	-	-	-
Total Ending Balance	-	-	-	-	-	-	-

ESSENTIAL AND POLICY PACKAGE FISCAL IMPACT SUMMARY

Human Services, Dept. of
Pkg: 021 - Phase-in

Cross Reference Name: Child Welfare Programs
Cross Reference Number: 10000-060-10-00-00000

<i>Description</i>	General Fund	Lottery Funds	Other Funds	Federal Funds	Nonlimited Other Funds	Nonlimited Federal Funds	All Funds
Personal Services							
Class/Unclass Sal. and Per Diem	-	-	-	-	-	-	-
Empl. Rel. Bd. Assessments	-	-	-	-	-	-	-
Public Employees' Retire Cont	-	-	-	-	-	-	-
Social Security Taxes	-	-	-	-	-	-	-
Worker's Comp. Assess. (WCD)	-	-	-	-	-	-	-
Flexible Benefits	-	-	-	-	-	-	-
Total Personal Services	-	-	-	-	-	-	-
Total Expenditures							
Total Expenditures	-	-	-	-	-	-	-
Total Expenditures	-	-	-	-	-	-	-
Ending Balance							
Ending Balance	-	-	-	-	-	-	-
Total Ending Balance	-	-	-	-	-	-	-
Total Positions							
Total Positions							-
Total Positions	-	-	-	-	-	-	-
Total FTE							
Total FTE							-
Total FTE	-	-	-	-	-	-	-

ESSENTIAL AND POLICY PACKAGE FISCAL IMPACT SUMMARY

**Human Services, Dept. of
Pkg: 060 - Technical Adjustments**

**Cross Reference Name: Child Welfare Programs
Cross Reference Number: 10000-060-10-00-00000**

<i>Description</i>	General Fund	Lottery Funds	Other Funds	Federal Funds	Nonlimited Other Funds	Nonlimited Federal Funds	All Funds
Revenues							
General Fund Appropriation	861,468,399	-	-	-	-	-	861,468,399
Business Lic and Fees	-	-	1,146,144	-	-	-	1,146,144
Charges for Services	-	-	349,760	-	-	-	349,760
Care of State Wards	-	-	20,355,575	-	-	-	20,355,575
Interest Income	-	-	237,515	-	-	-	237,515
Other Revenues	-	-	8,886,715	-	-	-	8,886,715
Federal Funds	-	-	-	556,517,521	-	-	556,517,521
Transfer In - Intrafund	-	-	10,844,421	-	-	-	10,844,421
Transfer from General Fund	-	-	14,091,688	-	-	-	14,091,688
Tsfr From Revenue, Dept of	-	-	2,876,601	-	-	-	2,876,601
Tsfr From Transportation, Dept	-	-	50,000	-	-	-	50,000
Total Revenues	\$861,468,399	-	\$58,838,419	\$556,517,521	-	-	\$1,476,824,339
Transfers Out							
Transfer Out - Intrafund	-	-	(10,844,421)	-	-	-	(10,844,421)
Tsfr To Administrative Svcs	-	-	-	(184,048)	-	-	(184,048)
Tsfr To Judicial Dept	-	-	-	(2,213,975)	-	-	(2,213,975)
Total Transfers Out	-	-	(\$10,844,421)	(\$2,398,023)	-	-	(\$13,242,444)
Personal Services							
Class/Unclass Sal. and Per Diem	291,883,179	-	161,088	110,525,973	-	-	402,570,240
Temporary Appointments	538,795	-	425,037	538,441	-	-	1,502,273
Overtime Payments	4,114,414	-	631,901	822,562	-	-	5,568,877
Shift Differential	10,946	-	755	8,395	-	-	20,096

ESSENTIAL AND POLICY PACKAGE FISCAL IMPACT SUMMARY

**Human Services, Dept. of
Pkg: 060 - Technical Adjustments**

**Cross Reference Name: Child Welfare Programs
Cross Reference Number: 10000-060-10-00-00000**

<i>Description</i>	General Fund	Lottery Funds	Other Funds	Federal Funds	Nonlimited Other Funds	Nonlimited Federal Funds	All Funds
Personal Services							
All Other Differential	302,928	-	774	140,282	-	-	443,984
Empl. Rel. Bd. Assessments	135,576	-	20	51,830	-	-	187,426
Public Employees' Retire Cont	51,321,149	-	137,581	19,311,618	-	-	70,770,348
Pension Obligation Bond	16,008,781	-	50,675	7,606,664	-	-	23,666,120
Social Security Taxes	22,701,188	-	93,137	8,569,868	-	-	31,364,193
Worker's Comp. Assess. (WCD)	105,990	-	20	42,535	-	-	148,545
Flexible Benefits	89,191,543	-	34,468	34,355,743	-	-	123,581,754
Vacancy Savings	(5,145,720)	-	(3,162)	(2,475,282)	-	-	(7,624,164)
Total Personal Services	\$471,168,769	-	\$1,532,294	\$179,498,629	-	-	\$652,199,692
Services & Supplies							
Instate Travel	4,194,578	-	38,653	399,441	-	-	4,632,672
Out of State Travel	127,028	-	-	29,218	-	-	156,246
Employee Training	9,467,162	-	26,943	1,299,490	-	-	10,793,595
Office Expenses	5,418,237	-	103,673	1,117,719	-	-	6,639,629
Telecommunications	4,501,398	-	29,573	598,603	-	-	5,129,574
Data Processing	2,712,522	-	806	1,214,979	-	-	3,928,307
Publicity and Publications	189,645	-	-	78,245	-	-	267,890
Professional Services	13,895,112	-	279,224	10,172,816	-	-	24,347,152
IT Professional Services	94	-	-	316	-	-	410
Attorney General	47,448,382	-	-	40,447,083	-	-	87,895,465
Employee Recruitment and Develop	591	-	-	1,232	-	-	1,823
Dues and Subscriptions	633,051	-	-	431,331	-	-	1,064,382
Facilities Rental and Taxes	783,420	-	196,656	203,099	-	-	1,183,175
Fuels and Utilities	585	-	-	4	-	-	589

ESSENTIAL AND POLICY PACKAGE FISCAL IMPACT SUMMARY

**Human Services, Dept. of
Pkg: 060 - Technical Adjustments**

**Cross Reference Name: Child Welfare Programs
Cross Reference Number: 10000-060-10-00-00000**

<i>Description</i>	General Fund	Lottery Funds	Other Funds	Federal Funds	Nonlimited Other Funds	Nonlimited Federal Funds	All Funds
Services & Supplies							
Facilities Maintenance	722	-	-	1,060	-	-	1,782
Food and Kitchen Supplies	168,445	-	-	87,733	-	-	256,178
Medical Services and Supplies	276	-	-	576	-	-	852
Other Care of Residents and Patients	599	-	-	1,248	-	-	1,847
Agency Program Related S and S	1,191,639	-	-	608,952	-	-	1,800,591
Other Services and Supplies	1,441,156	-	287	181,830	-	-	1,623,273
Expendable Prop 250 - 5000	318,365	-	111,229	17,931	-	-	447,525
IT Expendable Property	360,361	-	-	77,665	-	-	438,026
Total Services & Supplies	\$92,853,368	-	\$787,044	\$56,970,571	-	-	\$150,610,983
Capital Outlay							
Office Furniture and Fixtures	780	-	11	737	-	-	1,528
Total Capital Outlay	\$780	-	\$11	\$737	-	-	\$1,528
Special Payments							
Dist to Other Gov Unit	899,020	-	-	2,666,308	-	-	3,565,328
Dist to Non-Gov Units	2,744,086	-	4,072,029	3,218,636	-	-	10,034,751
Dist to Individuals	160,422,619	-	25,700,348	179,955,071	-	-	366,078,038
Dist to Contract Svc Providers	5,228,122	-	117,271	7,444,011	-	-	12,789,404
Intra-Agency Gen Fund Transfer	14,091,688	-	-	-	-	-	14,091,688
Other Special Payments	113,441,478	-	5,519,904	111,038,454	-	-	229,999,836
Spc Pmt to HECC	-	-	-	1,291,518	-	-	1,291,518

ESSENTIAL AND POLICY PACKAGE FISCAL IMPACT SUMMARY

Human Services, Dept. of
Pkg: 060 - Technical Adjustments

Cross Reference Name: Child Welfare Programs
Cross Reference Number: 10000-060-10-00-00000

<i>Description</i>	General Fund	Lottery Funds	Other Funds	Federal Funds	Nonlimited Other Funds	Nonlimited Federal Funds	All Funds
Special Payments							
Spc Pmt to Education, Dept of	618,469	-	62,351	12,035,563	-	-	12,716,383
Total Special Payments	\$297,445,482	-	\$35,471,903	\$317,649,561	-	-	\$650,566,946
Total Expenditures							
Total Expenditures	861,468,399	-	37,791,252	554,119,498	-	-	1,453,379,149
Total Expenditures	\$861,468,399	-	\$37,791,252	\$554,119,498	-	-	\$1,453,379,149
Ending Balance							
Ending Balance	-	-	10,202,746	-	-	-	10,202,746
Total Ending Balance	-	-	\$10,202,746	-	-	-	\$10,202,746
Total Positions							
Total Positions							3,272
Total Positions	-	-	-	-	-	-	3,272
Total FTE							
Total FTE							3,232.36
Total FTE	-	-	-	-	-	-	3,232.36

ESSENTIAL AND POLICY PACKAGE FISCAL IMPACT SUMMARY

Human Services, Dept. of
Pkg: 070 - Revenue Shortfalls

Cross Reference Name: Child Welfare Programs
Cross Reference Number: 10000-060-10-00-00000

<i>Description</i>	General Fund	Lottery Funds	Other Funds	Federal Funds	Nonlimited Other Funds	Nonlimited Federal Funds	All Funds
Revenues							
Care of State Wards	-	-	(6,531,059)	-	-	-	(6,531,059)
Federal Funds	-	-	-	(17,065,610)	-	-	(17,065,610)
Total Revenues	-	-	(\$6,531,059)	(\$17,065,610)	-	-	(\$23,596,669)
Special Payments							
Dist to Individuals	-	-	(5,638,047)	(16,726,672)	-	-	(22,364,719)
Dist to Contract Svc Providers	-	-	(117,271)	-	-	-	(117,271)
Other Special Payments	-	-	(775,741)	(338,938)	-	-	(1,114,679)
Total Special Payments	-	-	(\$6,531,059)	(\$17,065,610)	-	-	(\$23,596,669)
Total Expenditures							
Total Expenditures	-	-	(6,531,059)	(17,065,610)	-	-	(23,596,669)
Total Expenditures	-	-	(\$6,531,059)	(\$17,065,610)	-	-	(\$23,596,669)
Ending Balance							
Ending Balance	-	-	-	-	-	-	-
Total Ending Balance	-	-	-	-	-	-	-

ESSENTIAL AND POLICY PACKAGE FISCAL IMPACT SUMMARY

Human Services, Dept. of
Pkg: 083 - June 2020 Eboard

Cross Reference Name: Child Welfare Programs
Cross Reference Number: 10000-060-10-00-00000

<i>Description</i>	General Fund	Lottery Funds	Other Funds	Federal Funds	Nonlimited Other Funds	Nonlimited Federal Funds	All Funds
Revenues							
General Fund Appropriation	-	-	-	-	-	-	-
Total Revenues	-	-	-	-	-	-	-
Special Payments							
Dist to Individuals	-	-	-	-	-	-	-
Other Special Payments	-	-	-	-	-	-	-
Total Special Payments	-	-	-	-	-	-	-
Total Expenditures							
Total Expenditures	-	-	-	-	-	-	-
Total Expenditures	-	-	-	-	-	-	-
Ending Balance							
Ending Balance	-	-	-	-	-	-	-
Total Ending Balance	-	-	-	-	-	-	-

ESSENTIAL AND POLICY PACKAGE FISCAL IMPACT SUMMARY

Human Services, Dept. of
Pkg: 084 - June 2020 Special Session

Cross Reference Name: Child Welfare Programs
Cross Reference Number: 10000-060-10-00-00000

<i>Description</i>	General Fund	Lottery Funds	Other Funds	Federal Funds	Nonlimited Other Funds	Nonlimited Federal Funds	All Funds
Revenues							
General Fund Appropriation	555,666	-	-	-	-	-	555,666
Total Revenues	\$555,666	-	-	-	-	-	\$555,666
Special Payments							
Dist to Individuals	344,513	-	-	-	-	-	344,513
Other Special Payments	211,153	-	-	-	-	-	211,153
Total Special Payments	\$555,666	-	-	-	-	-	\$555,666
Total Expenditures							
Total Expenditures	555,666	-	-	-	-	-	555,666
Total Expenditures	\$555,666	-	-	-	-	-	\$555,666
Ending Balance							
Ending Balance	-	-	-	-	-	-	-
Total Ending Balance	-	-	-	-	-	-	-

ESSENTIAL AND POLICY PACKAGE FISCAL IMPACT SUMMARY

Human Services, Dept. of
Pkg: 087 - August 2020 Special Session

Cross Reference Name: Child Welfare Programs
Cross Reference Number: 10000-060-10-00-00000

<i>Description</i>	General Fund	Lottery Funds	Other Funds	Federal Funds	Nonlimited Other Funds	Nonlimited Federal Funds	All Funds
Revenues							
General Fund Appropriation	14,746,052	-	-	-	-	-	14,746,052
Business Lic and Fees	-	-	442,222	-	-	-	442,222
Federal Funds	-	-	-	10,328,138	-	-	10,328,138
Total Revenues	\$14,746,052	-	\$442,222	\$10,328,138	-	-	\$25,516,412
Personal Services							
Class/Unclass Sal. and Per Diem	1,448,615	-	-	758,617	-	-	2,207,232
Empl. Rel. Bd. Assessments	605	-	-	323	-	-	928
Public Employees' Retire Cont	250,909	-	-	131,402	-	-	382,311
Social Security Taxes	110,820	-	-	58,032	-	-	168,852
Worker's Comp. Assess. (WCD)	470	-	-	266	-	-	736
Flexible Benefits	393,782	-	-	217,930	-	-	611,712
Reconciliation Adjustment	209	-	-	(3)	-	-	206
Total Personal Services	\$2,205,410	-	-	\$1,166,567	-	-	\$3,371,977
Services & Supplies							
Instate Travel	(9,348)	-	-	-	-	-	(9,348)
Employee Training	(2,571)	-	-	-	-	-	(2,571)
Office Expenses	(17,787)	-	-	-	-	-	(17,787)
Telecommunications	(5,817)	-	-	-	-	-	(5,817)
Data Processing	(217,997)	-	-	(217,916)	-	-	(435,913)
Food and Kitchen Supplies	255,314	-	-	109,405	-	-	364,719
Medical Services and Supplies	1,116	-	-	486	-	-	1,602
Other Services and Supplies	(1,617)	-	-	-	-	-	(1,617)

ESSENTIAL AND POLICY PACKAGE FISCAL IMPACT SUMMARY

Human Services, Dept. of
Pkg: 087 - August 2020 Special Session

Cross Reference Name: Child Welfare Programs
Cross Reference Number: 10000-060-10-00-00000

<i>Description</i>	General Fund	Lottery Funds	Other Funds	Federal Funds	Nonlimited Other Funds	Nonlimited Federal Funds	All Funds
Services & Supplies							
Expendable Prop 250 - 5000	6,650	-	-	3,686	-	-	10,336
Total Services & Supplies	\$7,943	-	-	(\$104,339)	-	-	(\$96,396)
Special Payments							
Dist to Non-Gov Units	-	-	442,222	-	-	-	442,222
Dist to Individuals	4,762,426	-	-	231,341	-	-	4,993,767
Dist to Comm College Districts	-	-	-	-	-	-	-
Dist to Contract Svc Providers	1,127,943	-	-	13,296	-	-	1,141,239
Other Special Payments	6,642,330	-	-	21,273	-	-	6,663,603
Spc Pmt to Public Def Svcs Comm	-	-	-	9,000,000	-	-	9,000,000
Total Special Payments	\$12,532,699	-	\$442,222	\$9,265,910	-	-	\$22,240,831
Total Expenditures							
Total Expenditures	14,746,052	-	442,222	10,328,138	-	-	25,516,412
Total Expenditures	\$14,746,052	-	\$442,222	\$10,328,138	-	-	\$25,516,412
Ending Balance							
Ending Balance	-	-	-	-	-	-	-
Total Ending Balance	-	-	-	-	-	-	-
Total Positions							
Total Positions							16
Total Positions	-	-	-	-	-	-	16

ESSENTIAL AND POLICY PACKAGE FISCAL IMPACT SUMMARY

Human Services, Dept. of
Pkg: 087 - August 2020 Special Session

Cross Reference Name: Child Welfare Programs
Cross Reference Number: 10000-060-10-00-00000

<i>Description</i>	General Fund	Lottery Funds	Other Funds	Federal Funds	Nonlimited Other Funds	Nonlimited Federal Funds	All Funds
Total FTE							
Total FTE							16.00
Total FTE	-	-	-	-	-	-	16.00

ESSENTIAL AND POLICY PACKAGE FISCAL IMPACT SUMMARY

Human Services, Dept. of
Pkg: 090 - Analyst Adjustments

Cross Reference Name: Child Welfare Programs
Cross Reference Number: 10000-060-10-00-00000

<i>Description</i>	General Fund	Lottery Funds	Other Funds	Federal Funds	Nonlimited Other Funds	Nonlimited Federal Funds	All Funds
Revenues							
General Fund Appropriation	(7,292,598)	-	-	-	-	-	(7,292,598)
Care of State Wards	-	-	(12,429)	-	-	-	(12,429)
Other Revenues	-	-	(71,164)	-	-	-	(71,164)
Federal Funds	-	-	-	1,372,399	-	-	1,372,399
Total Revenues	(\$7,292,598)	-	(\$83,593)	\$1,372,399	-	-	(\$6,003,792)
Services & Supplies							
Instate Travel	(2,097,289)	-	(19,327)	(199,721)	-	-	(2,316,337)
Office Expenses	(2,709,119)	-	(51,837)	(558,860)	-	-	(3,319,816)
Total Services & Supplies	(\$4,806,408)	-	(\$71,164)	(\$758,581)	-	-	(\$5,636,153)
Special Payments							
Dist to Individuals	(190,189)	-	(12,429)	(165,021)	-	-	(367,639)
Other Special Payments	(2,296,001)	-	-	2,296,001	-	-	-
Total Special Payments	(\$2,486,190)	-	(\$12,429)	\$2,130,980	-	-	(\$367,639)
Total Expenditures							
Total Expenditures	(7,292,598)	-	(83,593)	1,372,399	-	-	(6,003,792)
Total Expenditures	(\$7,292,598)	-	(\$83,593)	\$1,372,399	-	-	(\$6,003,792)
Ending Balance							
Ending Balance	-	-	-	-	-	-	-
Total Ending Balance	-	-	-	-	-	-	-

ESSENTIAL AND POLICY PACKAGE FISCAL IMPACT SUMMARY

Human Services, Dept. of
Pkg: 091 - Elimination of S&S Inflation

Cross Reference Name: Child Welfare Programs
Cross Reference Number: 10000-060-10-00-00000

<i>Description</i>	General Fund	Lottery Funds	Other Funds	Federal Funds	Nonlimited Other Funds	Nonlimited Federal Funds	All Funds
Revenues							
General Fund Appropriation	(1,876,803)	-	-	-	-	-	(1,876,803)
Other Revenues	-	-	(18,970)	-	-	-	(18,970)
Federal Funds	-	-	-	(1,170,327)	-	-	(1,170,327)
Total Revenues	(\$1,876,803)	-	(\$18,970)	(\$1,170,327)	-	-	(\$3,066,100)

Services & Supplies							
Instate Travel	(156,245)	-	(1,594)	(31,684)	-	-	(189,523)
Out of State Travel	(2,313)	-	-	(4,129)	-	-	(6,442)
Employee Training	(372,709)	-	(1,111)	(85,609)	-	-	(459,429)
Office Expenses	(168,185)	-	(4,274)	(103,606)	-	-	(276,065)
Telecommunications	(124,294)	-	(1,219)	(85,911)	-	-	(211,424)
Data Processing	(94,556)	-	(806)	(92,993)	-	-	(188,355)
Publicity and Publications	(10,838)	-	-	(1,614)	-	-	(12,452)
Professional Services	(599,714)	-	(5,368)	(566,979)	-	-	(1,172,061)
Employee Recruitment and Develop	(591)	-	-	(1,232)	-	-	(1,823)
Dues and Subscriptions	(21,132)	-	-	(23,385)	-	-	(44,517)
Fuels and Utilities	(585)	-	-	(4)	-	-	(589)
Facilities Maintenance	(722)	-	-	(1,060)	-	-	(1,782)
Food and Kitchen Supplies	(168,445)	-	-	(87,733)	-	-	(256,178)
Medical Services and Supplies	(276)	-	-	(576)	-	-	(852)
Other Care of Residents and Patients	(599)	-	-	(1,248)	-	-	(1,847)
Agency Program Related S and S	(39,908)	-	-	(34,326)	-	-	(74,234)
Other Services and Supplies	(38,817)	-	(12)	(35,045)	-	-	(73,874)
Expendable Prop 250 - 5000	(42,205)	-	(4,586)	(13,064)	-	-	(59,855)

ESSENTIAL AND POLICY PACKAGE FISCAL IMPACT SUMMARY

Human Services, Dept. of
Pkg: 091 - Elimination of S&S Inflation

Cross Reference Name: Child Welfare Programs
Cross Reference Number: 10000-060-10-00-00000

<i>Description</i>	General Fund	Lottery Funds	Other Funds	Federal Funds	Nonlimited Other Funds	Nonlimited Federal Funds	All Funds
Services & Supplies							
IT Expendable Property	(34,669)	-	-	(129)	-	-	(34,798)
Total Services & Supplies	(\$1,876,803)	-	(\$18,970)	(\$1,170,327)	-	-	(\$3,066,100)
Total Expenditures							
Total Expenditures	(1,876,803)	-	(18,970)	(1,170,327)	-	-	(3,066,100)
Total Expenditures	(\$1,876,803)	-	(\$18,970)	(\$1,170,327)	-	-	(\$3,066,100)
Ending Balance							
Ending Balance	-	-	-	-	-	-	-
Total Ending Balance	-	-	-	-	-	-	-

ESSENTIAL AND POLICY PACKAGE FISCAL IMPACT SUMMARY

Human Services, Dept. of
Pkg: 092 - Personal Services Adjustments

Cross Reference Name: Child Welfare Programs
Cross Reference Number: 10000-060-10-00-00000

<i>Description</i>	General Fund	Lottery Funds	Other Funds	Federal Funds	Nonlimited Other Funds	Nonlimited Federal Funds	All Funds
Revenues							
General Fund Appropriation	(9,696,793)	-	-	-	-	-	(9,696,793)
Other Revenues	-	-	(57,816)	-	-	-	(57,816)
Federal Funds	-	-	-	(3,126,501)	-	-	(3,126,501)
Total Revenues	(\$9,696,793)	-	(\$57,816)	(\$3,126,501)	-	-	(\$12,881,110)
Personal Services							
Vacancy Savings	(9,696,793)	-	(57,816)	(3,126,501)	-	-	(12,881,110)
Total Personal Services	(\$9,696,793)	-	(\$57,816)	(\$3,126,501)	-	-	(\$12,881,110)
Total Expenditures							
Total Expenditures	(9,696,793)	-	(57,816)	(3,126,501)	-	-	(12,881,110)
Total Expenditures	(\$9,696,793)	-	(\$57,816)	(\$3,126,501)	-	-	(\$12,881,110)
Ending Balance							
Ending Balance	-	-	-	-	-	-	-
Total Ending Balance	-	-	-	-	-	-	-

ESSENTIAL AND POLICY PACKAGE FISCAL IMPACT SUMMARY

Human Services, Dept. of
Pkg: 095 - DHS/OHA Reshoot

Cross Reference Name: Child Welfare Programs
Cross Reference Number: 10000-060-10-00-00000

<i>Description</i>	General Fund	Lottery Funds	Other Funds	Federal Funds	Nonlimited Other Funds	Nonlimited Federal Funds	All Funds
Revenues							
General Fund Appropriation	(211,171)	-	-	-	-	-	(211,171)
Other Revenues	-	-	(14,380)	-	-	-	(14,380)
Federal Funds	-	-	-	69,242	-	-	69,242
Total Revenues	(\$211,171)	-	(\$14,380)	\$69,242	-	-	(\$156,309)
Personal Services							
Class/Unclass Sal. and Per Diem	(677)	-	3,735	134,535	-	-	137,593
Empl. Rel. Bd. Assessments	5	-	2	51	-	-	58
Public Employees' Retire Cont	(117)	-	647	23,301	-	-	23,831
Social Security Taxes	(51)	-	286	10,292	-	-	10,527
Worker's Comp. Assess. (WCD)	4	-	2	41	-	-	47
Flexible Benefits	3,105	-	1,131	33,996	-	-	38,232
Reconciliation Adjustment	(1)	-	(1)	-	-	-	(2)
Total Personal Services	\$2,268	-	\$5,802	\$202,216	-	-	\$210,286
Services & Supplies							
Instate Travel	3,289	-	172	2,771	-	-	6,232
Employee Training	(81)	-	29	(2,725)	-	-	(2,777)
Office Expenses	(218,856)	-	(20,460)	(134,270)	-	-	(373,586)
Telecommunications	1,419	-	11	982	-	-	2,412
Other Services and Supplies	320	-	30	(103)	-	-	247
Expendable Prop 250 - 5000	470	-	36	371	-	-	877
Total Services & Supplies	(\$213,439)	-	(\$20,182)	(\$132,974)	-	-	(\$366,595)

ESSENTIAL AND POLICY PACKAGE FISCAL IMPACT SUMMARY

Human Services, Dept. of
Pkg: 095 - DHS/OHA Reshoot

Cross Reference Name: Child Welfare Programs
Cross Reference Number: 10000-060-10-00-00000

<i>Description</i>	General Fund	Lottery Funds	Other Funds	Federal Funds	Nonlimited Other Funds	Nonlimited Federal Funds	All Funds
Total Expenditures							
Total Expenditures	(211,171)	-	(14,380)	69,242	-	-	(156,309)
Total Expenditures	(\$211,171)	-	(\$14,380)	\$69,242	-	-	(\$156,309)
Ending Balance							
Ending Balance	-	-	-	-	-	-	-
Total Ending Balance	-	-	-	-	-	-	-
Total Positions							
Total Positions							1
Total Positions	-	-	-	-	-	-	1
Total FTE							
Total FTE							1.00
Total FTE	-	-	-	-	-	-	1.00

ESSENTIAL AND POLICY PACKAGE FISCAL IMPACT SUMMARY

Human Services, Dept. of
Pkg: 096 - Statewide Adjustment DAS Chgs

Cross Reference Name: Child Welfare Programs
Cross Reference Number: 10000-060-10-00-00000

<i>Description</i>	General Fund	Lottery Funds	Other Funds	Federal Funds	Nonlimited Other Funds	Nonlimited Federal Funds	All Funds
Revenues							
General Fund Appropriation	(1,125,540)	-	-	-	-	-	(1,125,540)
Federal Funds	-	-	-	(119,048)	-	-	(119,048)
Total Revenues	(\$1,125,540)	-	-	(\$119,048)	-	-	(\$1,244,588)
Services & Supplies							
Instate Travel	(1,125,540)	-	(11,431)	(119,048)	-	-	(1,256,019)
Total Services & Supplies	(\$1,125,540)	-	(\$11,431)	(\$119,048)	-	-	(\$1,256,019)
Total Expenditures							
Total Expenditures	(1,125,540)	-	(11,431)	(119,048)	-	-	(1,256,019)
Total Expenditures	(\$1,125,540)	-	(\$11,431)	(\$119,048)	-	-	(\$1,256,019)
Ending Balance							
Ending Balance	-	-	11,431	-	-	-	11,431
Total Ending Balance	-	-	\$11,431	-	-	-	\$11,431

ESSENTIAL AND POLICY PACKAGE FISCAL IMPACT SUMMARY

Human Services, Dept. of
Pkg: 097 - Statewide AG Adjustment

Cross Reference Name: Child Welfare Programs
Cross Reference Number: 10000-060-10-00-00000

<i>Description</i>	General Fund	Lottery Funds	Other Funds	Federal Funds	Nonlimited Other Funds	Nonlimited Federal Funds	All Funds
Revenues							
General Fund Appropriation	(2,804,199)	-	-	-	-	-	(2,804,199)
Federal Funds	-	-	-	(2,390,423)	-	-	(2,390,423)
Total Revenues	(\$2,804,199)	-	-	(\$2,390,423)	-	-	(\$5,194,622)
Services & Supplies							
Attorney General	(2,804,199)	-	-	(2,390,423)	-	-	(5,194,622)
Total Services & Supplies	(\$2,804,199)	-	-	(\$2,390,423)	-	-	(\$5,194,622)
Total Expenditures							
Total Expenditures	(2,804,199)	-	-	(2,390,423)	-	-	(5,194,622)
Total Expenditures	(\$2,804,199)	-	-	(\$2,390,423)	-	-	(\$5,194,622)
Ending Balance							
Ending Balance	-	-	-	-	-	-	-
Total Ending Balance	-	-	-	-	-	-	-

ESSENTIAL AND POLICY PACKAGE FISCAL IMPACT SUMMARY

Human Services, Dept. of
Pkg: 110 - BRS OWI Update Package

Cross Reference Name: Child Welfare Programs
Cross Reference Number: 10000-060-10-00-00000

<i>Description</i>	General Fund	Lottery Funds	Other Funds	Federal Funds	Nonlimited Other Funds	Nonlimited Federal Funds	All Funds
Revenues							
General Fund Appropriation	-	-	-	-	-	-	-
Federal Funds	-	-	-	-	-	-	-
Total Revenues	-	-	-	-	-	-	-
Special Payments							
Dist to Individuals	-	-	-	-	-	-	-
Other Special Payments	-	-	-	-	-	-	-
Total Special Payments	-	-	-	-	-	-	-
Total Expenditures							
Total Expenditures	-	-	-	-	-	-	-
Total Expenditures	-	-	-	-	-	-	-
Ending Balance							
Ending Balance	-	-	-	-	-	-	-
Total Ending Balance	-	-	-	-	-	-	-

ESSENTIAL AND POLICY PACKAGE FISCAL IMPACT SUMMARY

Human Services, Dept. of
Pkg: 111 - Increase Child Welfare Training Capacity

Cross Reference Name: Child Welfare Programs
Cross Reference Number: 10000-060-10-00-00000

<i>Description</i>	General Fund	Lottery Funds	Other Funds	Federal Funds	Nonlimited Other Funds	Nonlimited Federal Funds	All Funds
Revenues							
General Fund Appropriation	992,940	-	-	-	-	-	992,940
Federal Funds	-	-	-	2,978,570	-	-	2,978,570
Total Revenues	\$992,940	-	-	\$2,978,570	-	-	\$3,971,510
Personal Services							
Class/Unclass Sal. and Per Diem	522,589	-	-	1,567,748	-	-	2,090,337
Empl. Rel. Bd. Assessments	247	-	-	722	-	-	969
Public Employees' Retire Cont	90,515	-	-	271,526	-	-	362,041
Social Security Taxes	39,983	-	-	119,931	-	-	159,914
Worker's Comp. Assess. (WCD)	190	-	-	570	-	-	760
Flexible Benefits	158,897	-	-	476,710	-	-	635,607
Total Personal Services	\$812,421	-	-	\$2,437,207	-	-	\$3,249,628
Services & Supplies							
Instate Travel	12,958	-	-	38,855	-	-	51,813
Employee Training	3,602	-	-	10,768	-	-	14,370
Office Expenses	24,643	-	-	73,929	-	-	98,572
Telecommunications	8,056	-	-	24,187	-	-	32,243
Food and Kitchen Supplies	122,710	-	-	368,012	-	-	490,722
Medical Services and Supplies	3,230	-	-	9,690	-	-	12,920
Other Services and Supplies	2,242	-	-	6,726	-	-	8,968
Expendable Prop 250 - 5000	3,078	-	-	9,196	-	-	12,274
Total Services & Supplies	\$180,519	-	-	\$541,363	-	-	\$721,882

ESSENTIAL AND POLICY PACKAGE FISCAL IMPACT SUMMARY

Human Services, Dept. of
Pkg: 111 - Increase Child Welfare Training Capacity

Cross Reference Name: Child Welfare Programs
Cross Reference Number: 10000-060-10-00-00000

<i>Description</i>	General Fund	Lottery Funds	Other Funds	Federal Funds	Nonlimited Other Funds	Nonlimited Federal Funds	All Funds
Total Expenditures							
Total Expenditures	992,940	-	-	2,978,570	-	-	3,971,510
Total Expenditures	\$992,940	-	-	\$2,978,570	-	-	\$3,971,510
Ending Balance							
Ending Balance	-	-	-	-	-	-	-
Total Ending Balance	-	-	-	-	-	-	-
Total Positions							
Total Positions							19
Total Positions	-	-	-	-	-	-	19
Total FTE							
Total FTE							16.72
Total FTE	-	-	-	-	-	-	16.72

ESSENTIAL AND POLICY PACKAGE FISCAL IMPACT SUMMARY

Human Services, Dept. of
Pkg: 112 - Independent Living Program

Cross Reference Name: Child Welfare Programs
Cross Reference Number: 10000-060-10-00-00000

<i>Description</i>	General Fund	Lottery Funds	Other Funds	Federal Funds	Nonlimited Other Funds	Nonlimited Federal Funds	All Funds
Revenues							
General Fund Appropriation	-	-	-	-	-	-	-
Total Revenues	-	-	-	-	-	-	-
Personal Services							
Class/Unclass Sal. and Per Diem	-	-	-	-	-	-	-
Empl. Rel. Bd. Assessments	-	-	-	-	-	-	-
Public Employees' Retire Cont	-	-	-	-	-	-	-
Social Security Taxes	-	-	-	-	-	-	-
Worker's Comp. Assess. (WCD)	-	-	-	-	-	-	-
Flexible Benefits	-	-	-	-	-	-	-
Total Personal Services	-	-	-	-	-	-	-
Services & Supplies							
Instate Travel	-	-	-	-	-	-	-
Employee Training	-	-	-	-	-	-	-
Office Expenses	-	-	-	-	-	-	-
Telecommunications	-	-	-	-	-	-	-
Food and Kitchen Supplies	-	-	-	-	-	-	-
Medical Services and Supplies	-	-	-	-	-	-	-
Other Services and Supplies	-	-	-	-	-	-	-
Expendable Prop 250 - 5000	-	-	-	-	-	-	-
Total Services & Supplies	-	-	-	-	-	-	-

ESSENTIAL AND POLICY PACKAGE FISCAL IMPACT SUMMARY

Human Services, Dept. of
Pkg: 112 - Independent Living Program

Cross Reference Name: Child Welfare Programs
Cross Reference Number: 10000-060-10-00-00000

<i>Description</i>	General Fund	Lottery Funds	Other Funds	Federal Funds	Nonlimited Other Funds	Nonlimited Federal Funds	All Funds
Special Payments							
Dist to Individuals	-	-	-	-	-	-	-
Other Special Payments	-	-	-	-	-	-	-
Total Special Payments	-	-	-	-	-	-	-
Total Expenditures							
Total Expenditures	-	-	-	-	-	-	-
Total Expenditures	-	-	-	-	-	-	-
Ending Balance							
Ending Balance	-	-	-	-	-	-	-
Total Ending Balance	-	-	-	-	-	-	-
Total Positions							
Total Positions							-
Total Positions	-	-	-	-	-	-	-
Total FTE							
Total FTE							-
Total FTE	-	-	-	-	-	-	-

ESSENTIAL AND POLICY PACKAGE FISCAL IMPACT SUMMARY

Human Services, Dept. of
Pkg: 113 - Oregon Child Abuse Hotline (ORCAH)

Cross Reference Name: Child Welfare Programs
Cross Reference Number: 10000-060-10-00-00000

<i>Description</i>	General Fund	Lottery Funds	Other Funds	Federal Funds	Nonlimited Other Funds	Nonlimited Federal Funds	All Funds
Revenues							
General Fund Appropriation	-	-	-	-	-	-	-
Total Revenues	-	-	-	-	-	-	-
Personal Services							
Class/Unclass Sal. and Per Diem	-	-	-	-	-	-	-
Empl. Rel. Bd. Assessments	-	-	-	-	-	-	-
Public Employees' Retire Cont	-	-	-	-	-	-	-
Social Security Taxes	-	-	-	-	-	-	-
Worker's Comp. Assess. (WCD)	-	-	-	-	-	-	-
Flexible Benefits	-	-	-	-	-	-	-
Total Personal Services	-	-	-	-	-	-	-
Services & Supplies							
Instate Travel	-	-	-	-	-	-	-
Employee Training	-	-	-	-	-	-	-
Office Expenses	-	-	-	-	-	-	-
Telecommunications	-	-	-	-	-	-	-
Professional Services	-	-	-	-	-	-	-
Food and Kitchen Supplies	-	-	-	-	-	-	-
Medical Services and Supplies	-	-	-	-	-	-	-
Other Services and Supplies	-	-	-	-	-	-	-
Expendable Prop 250 - 5000	-	-	-	-	-	-	-
Total Services & Supplies	-	-	-	-	-	-	-

ESSENTIAL AND POLICY PACKAGE FISCAL IMPACT SUMMARY

Human Services, Dept. of
Pkg: 113 - Oregon Child Abuse Hotline (ORCAH)

Cross Reference Name: Child Welfare Programs
Cross Reference Number: 10000-060-10-00-00000

<i>Description</i>	General Fund	Lottery Funds	Other Funds	Federal Funds	Nonlimited Other Funds	Nonlimited Federal Funds	All Funds
Total Expenditures							
Total Expenditures	-	-	-	-	-	-	-
Total Expenditures	-	-	-	-	-	-	-
Ending Balance							
Ending Balance	-	-	-	-	-	-	-
Total Ending Balance	-	-	-	-	-	-	-
Total Positions							
Total Positions							-
Total Positions	-	-	-	-	-	-	-
Total FTE							
Total FTE							-
Total FTE	-	-	-	-	-	-	-

ESSENTIAL AND POLICY PACKAGE FISCAL IMPACT SUMMARY

Human Services, Dept. of
Pkg: 114 - Family Preservation and Preservation Servs

Cross Reference Name: Child Welfare Programs
Cross Reference Number: 10000-060-10-00-00000

<i>Description</i>	General Fund	Lottery Funds	Other Funds	Federal Funds	Nonlimited Other Funds	Nonlimited Federal Funds	All Funds
Revenues							
General Fund Appropriation	4,607,137	-	-	-	-	-	4,607,137
Federal Funds	-	-	-	1,535,672	-	-	1,535,672
Total Revenues	\$4,607,137	-	-	\$1,535,672	-	-	\$6,142,809
Personal Services							
Class/Unclass Sal. and Per Diem	2,441,242	-	-	813,755	-	-	3,254,997
Empl. Rel. Bd. Assessments	1,102	-	-	377	-	-	1,479
Public Employees' Retire Cont	422,816	-	-	140,947	-	-	563,763
Social Security Taxes	186,753	-	-	62,257	-	-	249,010
Worker's Comp. Assess. (WCD)	870	-	-	290	-	-	1,160
Flexible Benefits	727,610	-	-	242,527	-	-	970,137
Total Personal Services	\$3,780,393	-	-	\$1,260,153	-	-	\$5,040,546
Services & Supplies							
Instate Travel	59,305	-	-	19,778	-	-	79,083
Employee Training	16,507	-	-	5,483	-	-	21,990
Office Expenses	112,839	-	-	37,613	-	-	150,452
Telecommunications	36,917	-	-	12,296	-	-	49,213
Food and Kitchen Supplies	562,055	-	-	187,328	-	-	749,383
Medical Services and Supplies	14,790	-	-	4,930	-	-	19,720
Other Services and Supplies	10,266	-	-	3,422	-	-	13,688
Expendable Prop 250 - 5000	14,065	-	-	4,669	-	-	18,734
Total Services & Supplies	\$826,744	-	-	\$275,519	-	-	\$1,102,263

ESSENTIAL AND POLICY PACKAGE FISCAL IMPACT SUMMARY

Human Services, Dept. of
Pkg: 114 - Family Preservation and Preservation Servs

Cross Reference Name: Child Welfare Programs
Cross Reference Number: 10000-060-10-00-00000

<i>Description</i>	General Fund	Lottery Funds	Other Funds	Federal Funds	Nonlimited Other Funds	Nonlimited Federal Funds	All Funds
Special Payments							
Dist to Individuals	-	-	-	-	-	-	-
Dist to Contract Svc Providers	-	-	-	-	-	-	-
Other Special Payments	-	-	-	-	-	-	-
Total Special Payments	-	-	-	-	-	-	-
Total Expenditures							
Total Expenditures	4,607,137	-	-	1,535,672	-	-	6,142,809
Total Expenditures	\$4,607,137	-	-	\$1,535,672	-	-	\$6,142,809
Ending Balance							
Ending Balance	-	-	-	-	-	-	-
Total Ending Balance	-	-	-	-	-	-	-
Total Positions							
Total Positions							29
Total Positions	-	-	-	-	-	-	29
Total FTE							
Total FTE							25.52
Total FTE	-	-	-	-	-	-	25.52

ESSENTIAL AND POLICY PACKAGE FISCAL IMPACT SUMMARY

Human Services, Dept. of
Pkg: 115 - Governor's Child Foster Care Adv Commission

Cross Reference Name: Child Welfare Programs
Cross Reference Number: 10000-060-10-00-00000

<i>Description</i>	General Fund	Lottery Funds	Other Funds	Federal Funds	Nonlimited Other Funds	Nonlimited Federal Funds	All Funds
Revenues							
General Fund Appropriation	166,400	-	-	-	-	-	166,400
Federal Funds	-	-	-	55,466	-	-	55,466
Total Revenues	\$166,400	-	-	\$55,466	-	-	\$221,866
Personal Services							
Class/Unclass Sal. and Per Diem	90,185	-	-	30,062	-	-	120,247
Empl. Rel. Bd. Assessments	38	-	-	13	-	-	51
Public Employees' Retire Cont	15,620	-	-	5,207	-	-	20,827
Social Security Taxes	6,899	-	-	2,300	-	-	9,199
Worker's Comp. Assess. (WCD)	30	-	-	10	-	-	40
Flexible Benefits	25,090	-	-	8,363	-	-	33,453
Total Personal Services	\$137,862	-	-	\$45,955	-	-	\$183,817
Services & Supplies							
Instate Travel	2,045	-	-	682	-	-	2,727
Employee Training	563	-	-	187	-	-	750
Office Expenses	3,891	-	-	1,297	-	-	5,188
Telecommunications	1,273	-	-	424	-	-	1,697
Food and Kitchen Supplies	19,417	-	-	6,472	-	-	25,889
Medical Services and Supplies	510	-	-	170	-	-	680
Other Services and Supplies	354	-	-	118	-	-	472
Expendable Prop 250 - 5000	485	-	-	161	-	-	646
Total Services & Supplies	\$28,538	-	-	\$9,511	-	-	\$38,049

ESSENTIAL AND POLICY PACKAGE FISCAL IMPACT SUMMARY

Human Services, Dept. of
Pkg: 115 - Governor's Child Foster Care Adv Commission

Cross Reference Name: Child Welfare Programs
Cross Reference Number: 10000-060-10-00-00000

<i>Description</i>	General Fund	Lottery Funds	Other Funds	Federal Funds	Nonlimited Other Funds	Nonlimited Federal Funds	All Funds
Total Expenditures							
Total Expenditures	166,400	-	-	55,466	-	-	221,866
Total Expenditures	\$166,400	-	-	\$55,466	-	-	\$221,866
Ending Balance							
Ending Balance	-	-	-	-	-	-	-
Total Ending Balance	-	-	-	-	-	-	-
Total Positions							
Total Positions							1
Total Positions	-	-	-	-	-	-	1
Total FTE							
Total FTE							0.88
Total FTE	-	-	-	-	-	-	0.88

ESSENTIAL AND POLICY PACKAGE FISCAL IMPACT SUMMARY

Human Services, Dept. of
Pkg: 116 - Respite Care Prog Foster Family Recruit Team

Cross Reference Name: Child Welfare Programs
Cross Reference Number: 10000-060-10-00-00000

<i>Description</i>	General Fund	Lottery Funds	Other Funds	Federal Funds	Nonlimited Other Funds	Nonlimited Federal Funds	All Funds
Revenues							
General Fund Appropriation	19,443,093	-	-	-	-	-	19,443,093
Federal Funds	-	-	-	1,165,112	-	-	1,165,112
Total Revenues	\$19,443,093	-	-	\$1,165,112	-	-	\$20,608,205
Personal Services							
Class/Unclass Sal. and Per Diem	90,185	-	-	30,062	-	-	120,247
Empl. Rel. Bd. Assessments	38	-	-	13	-	-	51
Public Employees' Retire Cont	15,620	-	-	5,207	-	-	20,827
Social Security Taxes	6,899	-	-	2,300	-	-	9,199
Worker's Comp. Assess. (WCD)	30	-	-	10	-	-	40
Flexible Benefits	25,090	-	-	8,363	-	-	33,453
Total Personal Services	\$137,862	-	-	\$45,955	-	-	\$183,817
Services & Supplies							
Instate Travel	2,045	-	-	682	-	-	2,727
Employee Training	563	-	-	187	-	-	750
Office Expenses	3,891	-	-	1,297	-	-	5,188
Telecommunications	1,273	-	-	424	-	-	1,697
Food and Kitchen Supplies	19,417	-	-	6,472	-	-	25,889
Medical Services and Supplies	510	-	-	170	-	-	680
Other Services and Supplies	354	-	-	118	-	-	472
Expendable Prop 250 - 5000	485	-	-	161	-	-	646
Total Services & Supplies	\$28,538	-	-	\$9,511	-	-	\$38,049

ESSENTIAL AND POLICY PACKAGE FISCAL IMPACT SUMMARY

Human Services, Dept. of
Pkg: 116 - Respite Care Prog Foster Family Recruit Team

Cross Reference Name: Child Welfare Programs
Cross Reference Number: 10000-060-10-00-00000

<i>Description</i>	General Fund	Lottery Funds	Other Funds	Federal Funds	Nonlimited Other Funds	Nonlimited Federal Funds	All Funds
Special Payments							
Dist to Individuals	-	-	-	-	-	-	-
Other Special Payments	19,276,693	-	-	1,109,646	-	-	20,386,339
Total Special Payments	\$19,276,693	-	-	\$1,109,646	-	-	\$20,386,339
Total Expenditures							
Total Expenditures	19,443,093	-	-	1,165,112	-	-	20,608,205
Total Expenditures	\$19,443,093	-	-	\$1,165,112	-	-	\$20,608,205
Ending Balance							
Ending Balance	-	-	-	-	-	-	-
Total Ending Balance	-	-	-	-	-	-	-
Total Positions							
Total Positions							1
Total Positions	-	-	-	-	-	-	1
Total FTE							
Total FTE							0.88
Total FTE	-	-	-	-	-	-	0.88

ESSENTIAL AND POLICY PACKAGE FISCAL IMPACT SUMMARY

Human Services, Dept. of
Pkg: 117 - School of Origin Transportation

Cross Reference Name: Child Welfare Programs
Cross Reference Number: 10000-060-10-00-00000

<i>Description</i>	General Fund	Lottery Funds	Other Funds	Federal Funds	Nonlimited Other Funds	Nonlimited Federal Funds	All Funds
Revenues							
General Fund Appropriation	-	-	-	-	-	-	-
Care of State Wards	-	-	-	-	-	-	-
Federal Funds	-	-	-	-	-	-	-
Total Revenues	-	-	-	-	-	-	-
Special Payments							
Dist to Individuals	-	-	-	-	-	-	-
Other Special Payments	-	-	-	-	-	-	-
Total Special Payments	-	-	-	-	-	-	-
Total Expenditures							
Total Expenditures	-	-	-	-	-	-	-
Total Expenditures	-	-	-	-	-	-	-
Ending Balance							
Ending Balance	-	-	-	-	-	-	-
Total Ending Balance	-	-	-	-	-	-	-

ESSENTIAL AND POLICY PACKAGE FISCAL IMPACT SUMMARY

**Human Services, Dept. of
Pkg: 118 - CW Stabilization**

**Cross Reference Name: Child Welfare Programs
Cross Reference Number: 10000-060-10-00-00000**

<i>Description</i>	General Fund	Lottery Funds	Other Funds	Federal Funds	Nonlimited Other Funds	Nonlimited Federal Funds	All Funds
Revenues							
General Fund Appropriation	10,961,898	-	-	-	-	-	10,961,898
Other Revenues	-	-	45,474	-	-	-	45,474
Federal Funds	-	-	-	4,654,665	-	-	4,654,665
Total Revenues	\$10,961,898	-	\$45,474	\$4,654,665	-	-	\$15,662,037
Personal Services							
Class/Unclass Sal. and Per Diem	6,373,825	-	26,591	2,692,165	-	-	9,092,581
Empl. Rel. Bd. Assessments	2,071	-	-	879	-	-	2,950
Public Employees' Retire Cont	1,103,953	-	4,608	466,279	-	-	1,574,840
Social Security Taxes	487,605	-	2,029	205,955	-	-	695,589
Worker's Comp. Assess. (WCD)	1,652	-	-	708	-	-	2,360
Flexible Benefits	1,383,913	-	5,671	584,143	-	-	1,973,727
Total Personal Services	\$9,353,019	-	\$38,899	\$3,950,129	-	-	\$13,342,047
Services & Supplies							
Instate Travel	113,112	-	478	47,718	-	-	161,308
Out of State Travel	-	-	-	-	-	-	-
Employee Training	31,785	-	106	13,431	-	-	45,322
Office Expenses	214,727	-	901	90,584	-	-	306,212
Telecommunications	70,206	-	265	29,652	-	-	100,123
Professional Services	25,174	-	28	36,965	-	-	62,167
Food and Kitchen Supplies	1,079,527	-	4,479	454,770	-	-	1,538,776
Medical Services and Supplies	28,126	-	106	11,888	-	-	40,120
Other Services and Supplies	19,506	-	106	8,236	-	-	27,848

ESSENTIAL AND POLICY PACKAGE FISCAL IMPACT SUMMARY

Human Services, Dept. of
Pkg: 118 - CW Stabilization

Cross Reference Name: Child Welfare Programs
Cross Reference Number: 10000-060-10-00-00000

<i>Description</i>	General Fund	Lottery Funds	Other Funds	Federal Funds	Nonlimited Other Funds	Nonlimited Federal Funds	All Funds
Services & Supplies							
Expendable Prop 250 - 5000	26,716	-	106	11,292	-	-	38,114
Total Services & Supplies	\$1,608,879	-	\$6,575	\$704,536	-	-	\$2,319,990
Total Expenditures							
Total Expenditures	10,961,898	-	45,474	4,654,665	-	-	15,662,037
Total Expenditures	\$10,961,898	-	\$45,474	\$4,654,665	-	-	\$15,662,037
Ending Balance							
Ending Balance	-	-	-	-	-	-	-
Total Ending Balance	-	-	-	-	-	-	-
Total Positions							
Total Positions							59
Total Positions	-	-	-	-	-	-	59
Total FTE							
Total FTE							51.92
Total FTE	-	-	-	-	-	-	51.92

Oregon Department of Human Services Vocational Rehabilitation Program

Vision

Every Oregonian with a disability, who desires to work, is given an equitable opportunity and means.

Mission

Vocational Rehabilitation's (VR) mission is to assist Oregonians with disabilities to achieve, maintain and advance in employment and independence. VR partners with Oregonians with disabilities to gain employment through a variety of services designed to assist in identifying and mitigating the functional impediments created by disability.

Program

VR is a state and federal program authorized by state law and the federal Rehabilitation Act of 1973, amended in 1998 and in 2014 by the Workforce Innovation and Opportunity Act (WIOA).

VR helps Oregonians with disabilities gain employment through a variety of services. This includes helping youth with disabilities transition to jobs as they become adults; providing individualized counseling and supports to job seekers with disabilities to overcome barriers to employment; helping employers realize the benefit of employing diverse people with disabilities; and partnering with other state and local organizations that coordinate and provide equitable employment and workforce programs. Employment helps people with disabilities progress toward self-sufficiency, become involved in their communities, and live more engaged and satisfying lives.

All working-age Oregonians who experience a disability and are legally entitled to work are potentially eligible for VR services. Individuals who experience a medical, cognitive or psychiatric diagnosis that results in a functional impediment to employment are typically eligible. Recipients of Social Security disability benefits are presumed eligible for services.

VR has a diverse staff of counselors with expertise in the areas of intellectual and developmental disabilities (I/DD), deafness and hearing impairments, mental health, motivational interviewing, spinal injury, and traumatic brain injury. Additionally, the counselors consider the participant's cultural and linguistic needs .

Individuals we serve

Vocational Rehabilitation employees provide direct services through a network of local offices across Oregon. For a list, see:

<http://www.oregon.gov/dhs/vr/Pages/officelocation.aspx>

Services are provided by rehabilitation counselors and support staff who deliver direct client services through 34 field offices and multiple single employee outstations in Work Source Oregon Centers and other human services agencies across the state. As the demographics in Oregon are changing, VR is adapting accordingly to provide culturally and linguistic services to Oregonians and to help diversify the state workforce.

VR Data:

- Helped 16,907 individuals, 5,188 entering an individualized plan for employment and obtained 2,925 employment outcomes in fiscal year 2019.
- Contracted with 120 school districts and consortia on behalf of 184 high schools to provide serves for approximately 1,851 students each year.
- Assisted 853 individuals with intellectual and developmental disabilities (I/DD) obtain jobs in federal fiscal year 2019.
- The number of clients rehabilitated in VR by Race/Ethnicity for the state fiscal year 2019 breaks down to 116 American Indian or Alaskan Native, 249 Hispanic or Latino, 2,525 White, 7 African American, 29 Native Hawaiian or other Pacific Islander, and 70 Asian.
- VR staff in the field served 1,364 Oregonians who reported some level of hearing loss as their primary disability. Of those, 309 labeled themselves “Deaf” and 577 labeled themselves “hard of hearing.” Consumers with hearing loss represented 8% of the total population served by VR during state fiscal year 2019.

Services Provided: VR is designed under five primary areas: basic services, youth programs, supported employment, career counseling information and referral, and independent living. In addition, VR is engaged in Oregon's Employment First program in partnership with the Office of Developmental Disability Services and is

actively engaged in improving workforce partnerships as a core partner in the state workforce programs.

Basic Services: These are basic services provided to individuals whose disabilities present a potential barrier to employment. A rehabilitation counselor conducts a comprehensive assessment to evaluate vocational potential, including diagnostic and related services necessary for the determination of eligibility for services as well as the nature and scope of services to be provided. Vocational counseling and guidance build on this assessment and help the client identify a vocational goal. The counselor, in partnership with the client, develops an individualized plan for employment and authorizes appropriate services in support of the plan while maintaining a counseling relationship with the client.

Youth Transition Program (YTP): YTP operates as a partnership between VR, the Oregon Department of Education (ODE), the University of Oregon's College of Education and local Oregon school districts. At least 75 percent of students with disabilities in YTP complete high school and transition to a job or postsecondary education at a rate exceeding the national average. This internationally and nationally recognized school-to-work transition approach is a best practice for young people with disabilities. YTP bridges the gap between school and work by providing coordinated vocational rehabilitation services while the student is in school and ensuring a smooth transition to adult services and employment after completion of school. YTP currently serves more than 1,851 students in more than 120 school districts through comprehensive VR services.

Pre-Employment Transition services (Pre-ETS): In 2014, Congress passed the Workforce Innovation and Opportunity Act (WIOA). This new federal legislation provides an opportunity for students ages 14-21 who are presumed to be eligible for VR services to receive Pre-Employment Transition Services (Pre-ETS). These services provide students an opportunity to access services such as:

- Career Exploration
- Post-Secondary Counseling
- Self-Advocacy Instruction
- Work-Based Learning Experiences
- Workplace Readiness Training

Pre-ETS services are organized and delivered in collaboration with Local Education Agencies, and Local Education Service Districts. In 2019, VR provided 21,493 pre-employment transition services.

Supported Employment Services: These services target individuals with the most significant disabilities for whom employment was not possible through traditional means, but who can obtain and maintain competitive employment in the community with job coaching and ongoing supports. Basic vocational rehabilitation services are provided on a time-limited basis for each client. Oregon Health Authority (OHA), the Office of Developmental Disability Services (ODDS), other community programs, families and private employers are responsible for the follow-along services once VR has completed placement and training services. Supported Employment Services combine traditional VR services and support services provided by job coaches, typically at job sites.

Career Counseling, Information and Referral (CCIR): The WIOA created these services in the 2014 update to the Rehabilitation Act. States began the subminimum wage projects in 2017. These services provide career counseling, information and referral to individuals (any age) known by VR to be employed at subminimum wage. Employers with 14C certificates from Department of Labor are allowed to employ individuals at less than minimum wage. These employers are required to provide information about training opportunities (self-advocacy, self-determination, and peer support); however, the employers are prohibited from providing the CCIR as this is a required function by VR. In 2019, the VR program provided CCIR to 676 individuals, and 80% of these individuals indicated they are interested in competitive integrated employment opportunities.

Independent Living: Services are available through seven Centers for Independent Living (CILs). The CILs are nonprofit organizations that provide information and referral, independent living skills training, peer counseling, systems and individual advocacy, and transition services for youth. CILs also provide a range of services based on local needs, many of which complement services provided through other state and federally funded programs. Services are provided through a peer-mentoring model, with an emphasis on self-help, self-advocacy, and consumer responsibility.

CILs are part of a federal program established in the Rehabilitation Act of 1973. Oregon's State Independent Living Council was established by Governor's Executive Order 94-12 in 1994. VR has the responsibility to:

- Receive, account for, and disburse funds received by the state;
- Provide administrative support services to the CILs;
- Keep records and provide access to such records as required by the

Administration on Community Living (the federal authority for the Independent Living program); and

- Fund and support the State Independent Living Council's resource plan.

VR and the Work Incentive Network (WIN) provide benefits planning through a contract with the CILs. WIN was developed as a pilot project through a Medicaid Infrastructure Grant and provides benefits and work incentives planning to individuals with significant disabilities who want to obtain, maintain or increase their employment, but should not lose other benefits and medical coverage. This allows people on disability benefits to become employed, gain more levels of self-sufficiency, become engaged in their communities, and live a higher quality of life. They also begin paying taxes and reduce reliance on publicly funded services.

Employment First: Youth and adults with intellectual and developmental disabilities (I/DD) are significantly underrepresented in Oregon's workforce. With appropriate services and assistance, most people with I/DD can work successfully in the community. The state is seeking to increase employment of people with I/DD in integrated workplaces through increased efforts around the Employment First policy and the Settlement Agreement (Lane vs. Brown) with targeted outcomes.

The Governor's Executive Order 13-04 and subsequent EO 15-01 directs state agencies and programs, including VR, ODHS' Office of Developmental Disability Services (ODDS) and the Oregon Department of Education (ODE), to increase community-based employment services for people with I/DD and to reduce state support of sheltered work. VR has specialized counselors around the state committed to working with people with I/DD to find employment in the community.

Tribal Partnerships: The General VR program continues to partner with and support the Tribal VR Programs in the Confederated Tribes of the Umatilla, Confederated Tribes of Warm Springs, Confederated Tribes of Siletz, Confederated Tribes of Grand Ronde and the Klamath Tribes. Each tribe shares an individualized vision for its program and identifies how state VR can support delivering services to all Native Americans.

This collaboration includes:

- Sharing consumers with complex disability-based barriers to employment requiring specialized rehabilitation services

- Cross-training new VR counselors on the cultural customs specific to the tribal organization
- Joint rehabilitation trainings for state and tribal VR counselors
- Facilitation of tribal VR directors and tribal leaders to meet with the Department of Human Services Director
- Sharing space within the WorkSource buildings

Workforce Partnerships: With the passage and implementation of the Workforce Opportunity and Innovation Act (WIOA) of 2014, VR has been identified as a core partner in the workforce system. VR has been working closely with the core workforce partners to create a system that is less siloed, more efficient, inclusive, equitable and diverse.

VR, ODHS' Self Sufficiency Program (SSP), the Oregon Employment Department, local workforce development boards, and Adult Basic Education programs around the state have been meeting to ensure all our services are aligned, minimizing duplication and creating opportunities to expand services that meet the needs of our joint clients. Moving toward this shared purpose has increased awareness of the needs of individuals with disabilities seeking employment while creating more opportunities for our clients in local economies.

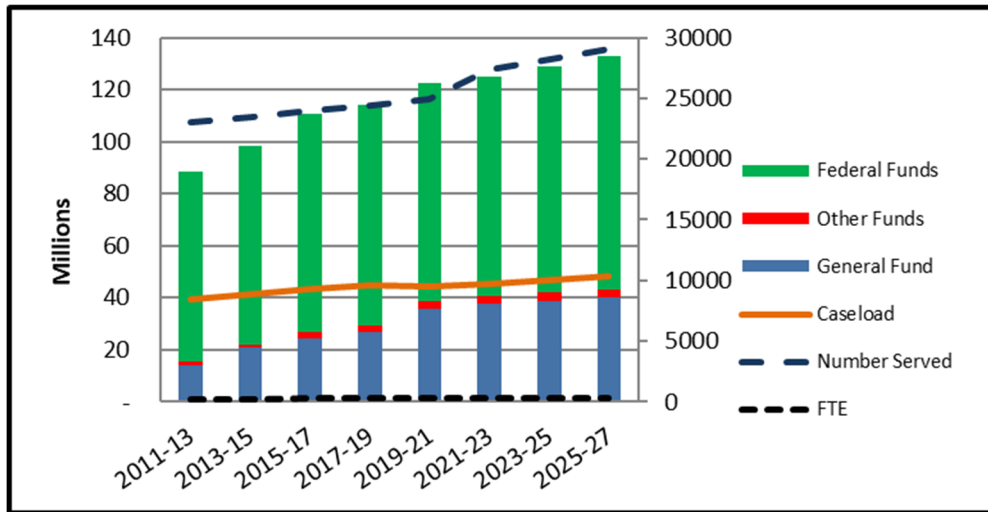
VR continues to create opportunities for diverse individuals with disabilities to gain equitable access and benefit from various workforce strategies. Moving forward, VR will enhance employer outreach strategies to engage employers and conduct outreach and education to show that our diverse clients are reliable, dependable and skilled workers who also happen to have disabilities. VR will also engage employers to provide work-based learning opportunities for all clients, including youth transitioning into post-secondary careers and apprenticeships.

As part of its integration into the workforce system as a core partner, VR has representation on the nine local workforce development boards in the state. VR also has a larger role in the statewide Workforce and Talent Development Board. As a core member of the workforce system, VR and its workforce partners have developed and updated the unified state plan that guides collaborative efforts to build an effective and strong workforce system.

Oregon Department of Human Services: Vocational Rehabilitation

Primary Long-Term Focus Area: Safer, Healthier Communities
Secondary Long-Term Focus Area: A Thriving Oregon Economy
Program Contact: Keith Ozols

Vocational Rehabilitation Funding Sources, Caseload Levels and FTEs



Note: Cost-per-case increase is the result of a growing number of people with cognitive disorders requiring services that come with higher costs.

Program Overview

Vocational Rehabilitation (VR) helps Oregonians with disabilities obtain, maintain, regain and advance in employment through counseling, specialized training and job placement. This includes helping youth with disabilities transition from the educational system to the workforce; assisting adults with disabilities achieve, maintain or advance in employment; helping employers overcome barriers to employing people with disabilities; and partnering with other state and local organizations that coordinate employment and workforce programs. The public workforce system in Oregon, of which VR is a federally mandated member,

includes the following state agency partners: Oregon Employment Department (OED), Self Sufficiency Program (SSP), VR, and the Higher Education Coordinating Commission (HECC). Agencies work in conjunction with the Governor's office and Local Workforce Development Boards. A Workforce System Executive Team is tasked with communication among partners and ensuring system alignment.

A total of 425,992 working-age Oregonians, under age 65, experience a disability, but only 37 percent are employed (Census Bureau Facts from 2014-2018/American Community Survey). Employment helps people with disabilities become more self-sufficient, involved in their communities, and live more engaged and satisfying lives.

All working-age Oregonians who experience a disability that creates a barrier to employment and are legally entitled to work are potentially eligible for VR services. Individuals who experience a medical, cognitive or psychiatric diagnosis that results in an impediment to employment typically are eligible for services. Recipients of Social Security disability benefits are presumed eligible for services. Approximately 95 percent of all eligible clients currently served by VR are people with significant disabilities. These individuals typically experience multiple functional limitations requiring several services provided over an extended period.

VR has counselors who specialize in the areas of intellectual and developmental disabilities (I/DD), deafness and hearing impairments, mental health, motivational intervention, spinal injury, and traumatic brain injury; however, the majority of VR counselors provide services to a wide array of Oregonians with disabilities.

Services are provided by rehabilitation counselors and support staff who deliver direct client services through 34 field offices and multiple single employee outstations in one-stop career centers and other human services agencies across the state.

Specialized services that help clients be as independent as possible are provided through seven Centers for Independent Living (CILs) located throughout the state. Both Information and Referral, as well as comprehensive services are provided.

VR staff work in partnership with community organizations and businesses to develop employment opportunities for people with disabilities. These activities range from live resume events and job fairs to presenting disability awareness workshops in local businesses. VR also offers business services that include consultations with employers about diversifying their workforces by hiring people with disabilities and pre-screening services to match employers with clients who are qualified, reliable job candidates.

Program Funding Request

OVRS	GF	OF	FF	TF	POS	FTE
LAB 19-21	35,576,784	3,012,926	83,842,517	122,432,227	261	260.04
GRB 21-23	29,187,767	10,574,496	81,447,687	121,209,950	249	248.04
Difference	(6,389,017)	7,561,570	(2,394,830)	(1,222,277)	(12)	(12.00)
Percent Change	-18.0%	251.0%	-2.9%	-1.0%	-4.6%	-4.6%

Reductions

Reductions are assumed in the GB figures above; a funding shift identified as one-time event utilizing YTP funds increasing the OF balance while decreasing GF accordingly as well as a decrease of (13) positions (above illustration; decrease 13 positions and approved POP with one position.) (All detailed adjustments and essential packages are listed toward end of this document).

However, the impact of the proposed budget and reduction of (13) FTE will greatly impact our service delivery and possibly force the program into the Order of Selection. An Order of Selection is a process for prioritizing eligible individuals into a waitlist and delays some individuals from receiving VR services due to limitations. Invoking the Order of Selection would have a negative cascading impact in the program and for the state. VR is committed to achieving the outcomes identified in the Governor’s Executive Order for Employment for People with I/DD and the Lave v. Brown settlement. And to this date we have met those expectations with our existing budget and staff. Operating a program under Order of Selection could greatly impact meeting the benchmarks of this settlement

agreement and could lead to more delayed services of eligible individuals. The VR program has worked hard to maintain proper position authority and limited position vacancies.

Program Description

VR is designed under four primary areas: basic services, youth programs, supported employment, and independent living. VR is also engaged in Oregon's Employment First initiative. VR is a core partner in the implementation of the Workforce Innovations and Opportunities Act and is committed to improving access to the workforce system for Oregonians with disabilities. VR works with the Commission for the Blind and Oregon's Tribal VR (121) Programs.

Basic Services

These are basic services provided to individuals whose disabilities present an impediment to employment. The Vocational Rehabilitation Counselor (VRC) conducts a comprehensive assessment to evaluate vocational potential, including diagnostic and related services necessary for the determination of eligibility for services as well as the nature and scope of services to be provided. Vocational counseling and guidance build on this assessment and helps the client identify a vocational goal. The counselor, in partnership with the client, develops an individualized plan for employment and authorizes services and training in support of the plan while maintaining a counseling relationship with the client.

Youth Transition Program (YTP)

YTP operates as a partnership between VR, the Oregon Department of Education (ODE), the University of Oregon's College of Education, and local Oregon school districts. At least 75 percent of students with disabilities in YTP complete high school and transition to a job or postsecondary education, a rate that exceeds the national average. This internationally and nationally recognized school-to-work transition approach is a best practice for young people with disabilities. Local YTP teams deliver pre-employment transition services so students can begin career exploration while they are still in school. These services include career counseling, counseling on postsecondary education and training options, work-based learning experience, work-readiness skills development and training in self-advocacy. YTP bridges the gap between school and work by providing coordinated vocational

rehabilitation services while the student is in school and ensuring a smooth transition to adult services and employment after completion of school. YTP currently serves about 2,388 students in more than 136 school districts.

Supported Employment Services

These services enable Oregonians with the most significant disabilities, including youth with the most significant disabilities, to achieve and maintain competitive integrated employment. Vocational rehabilitation supported employment services (i.e., job coaching, training normally done at the job site) are time-limited, lasting from job placement until the individual is stable in their job and long-term supports are in place. Oregon Health Authority's Behavioral Services, community programs and families, Office of Developmental Disability Services (ODDS, or private employers provide long-term supports after the individual reaches job stabilization, which continue after the client has exited the VR Program.

Program Justification and Link to Focus Areas

VR assists individuals with disabilities to establish a foundation by identifying a personal vision, goals and steps necessary to achieve success in education and employment, and become independent, productive citizens. The VR program and the services provided primarily link to the governor's initiative relating to Safer and Healthier Communities. It has been shown that higher rates of employment result in healthier and safer communities. This is especially true, in regard to Oregonians with disabilities, who are underrepresented in the workforce. Secondly, by creating better access to the workforce system, we are increasing the number of employable Oregonians, many of whom bring in skills and attributes necessary to today's economy, thereby contributing to a Thriving Oregon Economy.

Employment and Jobs

- The VR Program has developed a plan in partnership with the workforce system as defined by the Workforce Innovations and Opportunities Act (WIOA) which includes goals regarding employment outcomes for clients, to increase skills upgrading and certification of Oregonians with disabilities seeking employment

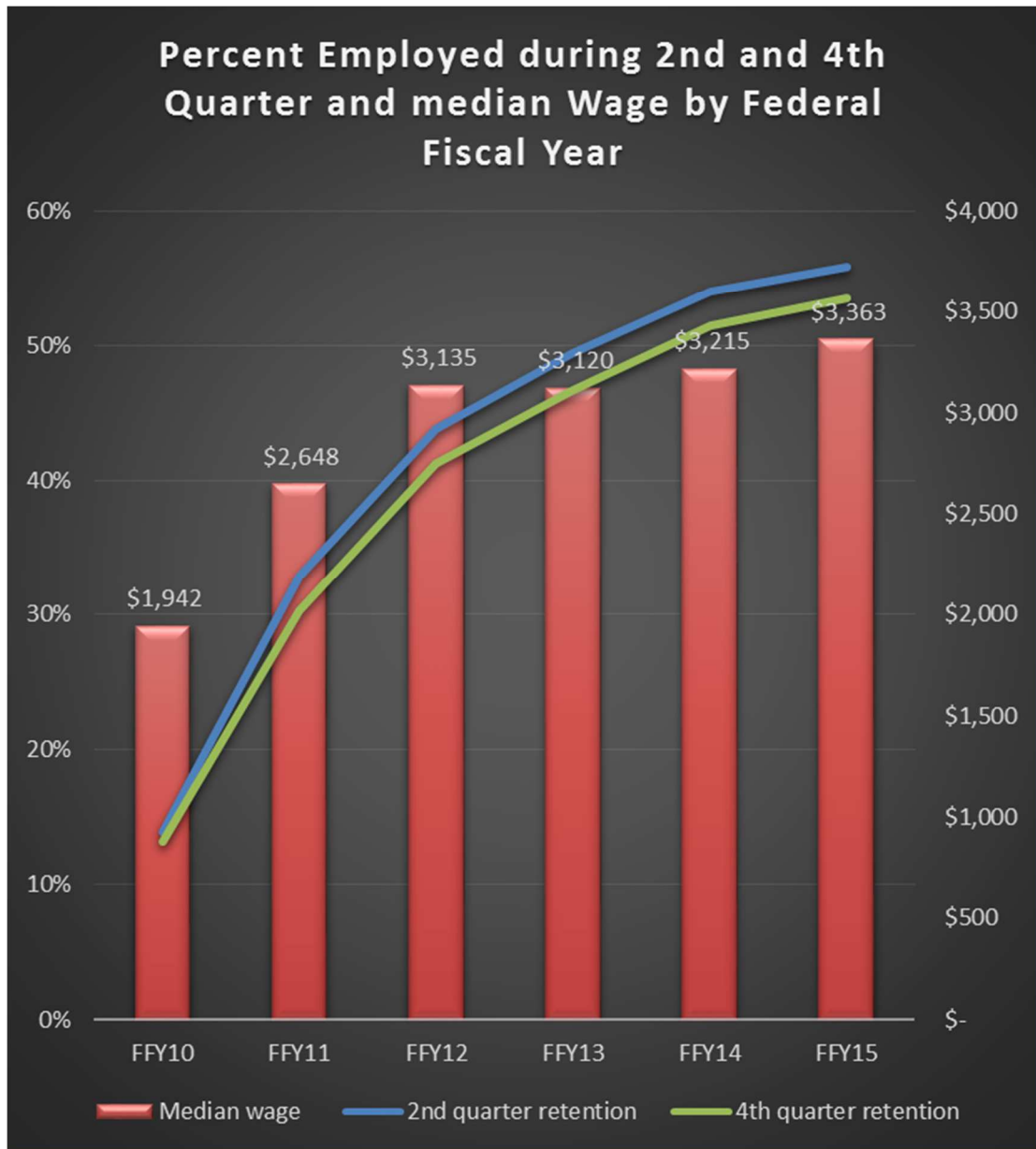
- As a result of the Lane v. Brown Settlement, the state is seeking to increase employment of people with intellectual and developmental disabilities (I/DD) in integrated workplaces through increased efforts around the Employment First initiative. The Governor’s Executive Order 15-01 and the Settlement Agreement directs state agencies and programs, including VR, ODHS’ Office of Developmental Disabilities Services (ODDS) and the Oregon Department of Education (ODE), to increase community-based employment services for people with I/DD and to reduce state support of sheltered work. VR has specialized counselors around the state committed to working with people with I/DD to find employment in the community.
- VR assisted 939 people with I/DD and 559 individuals with psychiatric disabilities to obtain jobs in federal fiscal 2019
- In federal fiscal year 2019, 2,868 individuals obtained and maintained work through the basic rehabilitation program. VR Employer Services provides training and technical assistance to employers for new hires and incumbent workers and identifies and refers qualified candidates.
- VR continues to contract and collaborate with the Community Connections program in reaching out to and providing specialized job placements services to native Spanish-speaking individuals with disabilities. The focus of these services has been in Portland, Clackamas, Salem and Woodburn, which have large Latino communities. This program had 128 successful employment closures with VR during the federal fiscal year 2019.
- VR is continuing to increase community engagement with communities of color, non- or limited-English speaking communities and other communities across the state. VR works with ODHS to provide information in alternative formats and language to communities across the state.

Program Performance

Vocational Rehabilitation measures its performance primarily by employment outcomes. Employment outcomes are defined as the number of individuals who obtained and successfully maintained employment for a minimum of 90 days. The chart below shows employment outcomes for the program since FFY2014.

VOCATIONAL REHABILITATION							
		FFY19	FFY18	FFY17	FFY16	FFY15	FFY14
# Served	Youth	5,087	4,878	4,407	4,215	3,887	3,449
	Adult	12,086	12,184	12,796	12,245	12,171	12,150
Employment Outcomes	VR Overall	2868	2703	2,827	2,973	2,723	2,376
	SE	974	812	465	660	414	254
	Youth	816	749	707	765	672	552
	SSI/SSDI	1062	1157	998	967	815	646
Percent Rehabilitated		56%	57%	59%	62%	63%	62%
Avg Hourly Wage		\$ 14.26	\$ 13.84	\$ 12.78	\$ 13.09	\$ 12.18	\$ 12.07
Avg. Weekly Hours		25	26	26	26	27	27
Cost per Rehabilitation		\$7,583.15	\$7,088.07	\$6,580.74	\$6,574.50	\$6,471.00	\$6,473.59

The Workforce Innovation and Opportunities Act of 2015 added several measures with emphasis on long-term employment. The graph below displays some of the new measures the program will be expected to achieve.



Education

- The internationally recognized Youth Transition Program has expanded to more than 136 school districts in Oregon. More than 75 percent of students

with disabilities in YTP complete high school and transition to a job or postsecondary education, a rate that exceeds the national average. YTP bridges the gap between school and entry into the workforce by providing coordinated vocational rehabilitation services while the student is in school and ensuring a smooth transition to adult services and employment after completion of school. YTP currently serves about 2,388 students in more than 136 school districts.

- VR utilizes Supported Employment, an evidence-based model, which allows individuals with developmental and intellectual disabilities to work in competitive employment in the community with needed supports.
- The Independent Living program partners with schools and families to support the transition of students with disabilities to secondary education and/or work.
- Memorandums of Agreement with the Office of Developmental Disabilities Services and the Oregon Department of Education are designed to more effectively align transition services, identify opportunities to braid and leverage funding in order to increase the number of students with disabilities.
- Introduction of services in partnership with ODE to meet WIOA requirements to expend 15 percent of our Federal Funds to meet Pre-Employment Transition Services as required by the WIOA.

Healthy and Safe Communities

The Independent Living Program consists of the following partners: 7 Centers for Independent Living, Oregon State Independent Living Council, Oregon Commission for the Blind and Department of Human Services – Vocational Rehabilitation. Federal funding is provided through the Administration on Community Living – ACL in both direct awards to individual Centers and pass through funding through the Vocational Rehabilitation program. Pass through funding requires a minimum State General Fund (SGF) match of 10%.

The mission of the Independent Living Network as established through the State Plan for Independent Living (SPIL): To empower people in Oregon who experience disabilities to direct their lives, access their communities and fulfill their responsibilities at their desired level of independence.

Centers for Independent Living

Centers for Independent Living (CILs) are non-residential community-based organizations that provide services and advocacy for individuals with all types of disabilities. There are nearly 500 CILs across the United States. There are seven private, nonprofit CILs in Oregon. Each CIL has a board of directors. Boards are made up of at least 51% of individuals with disabilities. CIL staff, play an important role in the delivery of services to enhance the independence of people with disabilities and are also, as required by the Rehabilitation Act, composed of 51 percent people with disabilities.

Services provided in CILs include peer support, independent living skills training, information and referral, advocacy and transition including services that; facilitate transition from nursing homes and other institutions to the community, provide assistance to those at risk of entering institutions, and facilitate transition youth to postsecondary life. CILs also work to make communities more accepting of individuals with disabilities. CILs provide services to individuals of all ages and all disabilities. The seven CILs in Oregon are located in: Portland, Eugene, Roseburg, Grants Pass, Klamath Falls, Bend and Ontario and are contracted to serve 22 of the 36 counties throughout the state.

CILs are mandated through the federal Rehabilitation Act, under the Administration for Community Living (ACL). Title VII, Chapter 1 of the Act states the current purpose of the program is to “promote a philosophy of independent living including a philosophy of consumer control, peer support, self-help, self-determination, equal access, and individual and system advocacy, in order to maximize the leadership, empowerment, independence, and productivity of individuals with disabilities, and the integration and full inclusion of individuals with disabilities into the mainstream of American society.”

Oregon State Independent Living Council (SILC)

The SILC is established by Executive Order of the Governor as a separate governmental entity, independent of any State agency. The governor appoints the members of the SILC. Member composition of the SILC must also meet the

51% majority of people with disabilities as required by the Rehabilitation Act. The SILC has bylaws and policies and procedures that align with the federal requirements set forth in the Rehabilitation Act and Assurances and Indicators of minimum compliance, as well as State requirements.

Vocational Rehabilitation – Special Services Independent Living Program

Vocational Rehabilitation (VR) serves as the Designated State Entity (DSE), to receive, administer and account for the funds made available to the State under Title VII, Chapter 1, Part B of the Rehabilitation Act and State General Funds appropriated for Oregon’s IL Network. The match rate for Title VII, Chapter 1, Part B funds is 10 percent General Fund; 90 percent Federal Funds. All partners of the IL Program receive funds through VR through executed state contracts.

Independent Living Outcomes

YEAR	FY2019	FY2018	FY2017	FY2016
Information & Referral Services	18,327	29,345	34,292	26,637
Total Consumer Service Records (CSRs)	2,426	2,309	2,208	2,221
Percent of New Consumer Service Records (New CSRs)	58%	60%	62%	66%
Percent of Closed CSRs with All Goals Complete	67%	78%	74%	68%

Enabling Legislation/Program Authorization

VR is a state and federal program authorized by Oregon state law (ORS 344.511 et seq.) and the Workforce Innovation and Opportunity Act of 2014.

The Independent Living Program is a federal program established in Title VII of the Rehabilitation Act of 1973, as amended, and regulated by the Code of Federal Regulations, Title 45, and Part 1329. In conjunction, Oregon’s State Independent Living Council was established in 1994 by Governor’s Executive Order 94-12. VR

is listed as the designated state entity for this program in the State Plan for Independent Living, per Section 704 of Title VII.

Funding Streams

VR is funded through the federal Department of Education. It receives a formula-based grant with Match and Maintenance of Effort requirements. The match rate for Vocational Rehabilitation is 21.3 percent General Fund; 78.7 percent Federal Funds. For Independent Living the match rate is 10 percent General Fund; 90 percent Federal Funds. Grant dollars cannot be utilized by other programs. Program income, which is reinvested back into VR, includes Social Security reimbursement and Youth Transition Program grants.

FUNDING JUSTIFICATION AND SIGNIFICANT CHANGES to 21-23 CSL

There is one investment in the Governor’s Budget, in addition to the regular essential packages that are part of the normal budget build process.

PACKAGE NO.	PACKAGE TITLE				
131	Social Security Cost Reimbursement				
GENERAL FUND	OTHER FUNDS	FEDERAL FUNDS	TOTAL FUNDS	POSITIONS	FTE
\$ -	\$ -	\$ 170,746	\$ 170,746	1	1.00
PACKAGE DESCRIPTION					
Currently Vocational Rehabilitation (VR) is not fully capturing all of the available Social Security reimbursement available to its consumers who received Social Security Insurance (SSI) and/or Social Security Disability Insurance (SSDI) benefits and who become employed as a consequence of VR services. Historically these revenues have approached \$10M per biennium. With this investment and additional changes in the Ticket to Work program this will lead to the collections of additional revenue to fund ongoing supports for individuals with the most severe disabilities.					

Again, this will be a self-funded position that will also be revenue generating. This will bring in additional federal funds that do not need to be matched. This will assist in keeping the VR program out of the Order of Selection while increasing client service dollars at the same time.

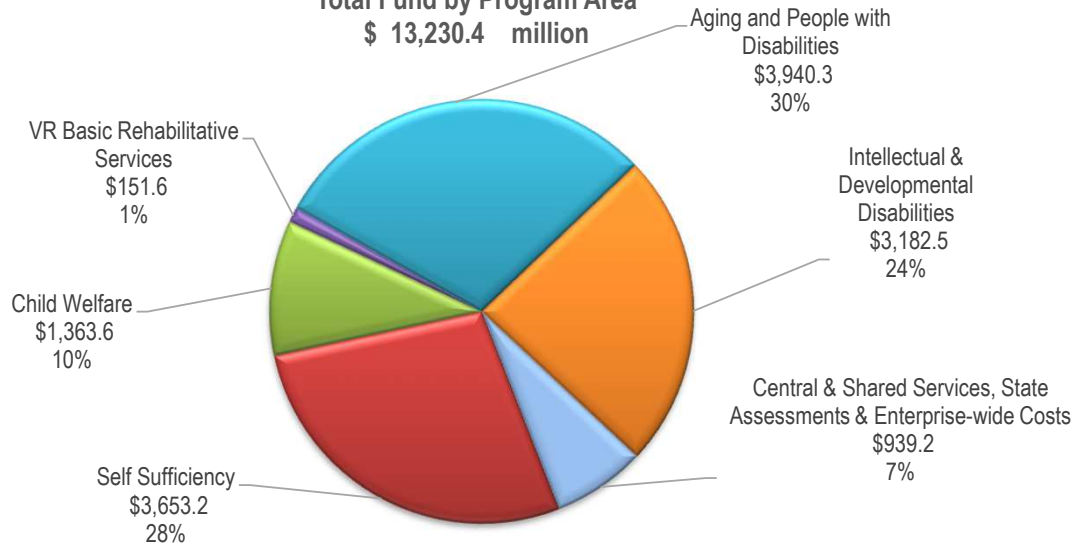
Additional Changes (including Essential Packages):

- Federal funds limitation was phased out by (\$4,446,741) due to the end of federal period clean-up in CSL.
- Funding shift incorporated as One-Time event utilizing YTP funds; increasing impact on OF and decreasing GF accordingly of (\$7,529,827) within VR program's - Basic Rehabilitation Services. The Total Fund (TF) impact of this action is \$0.

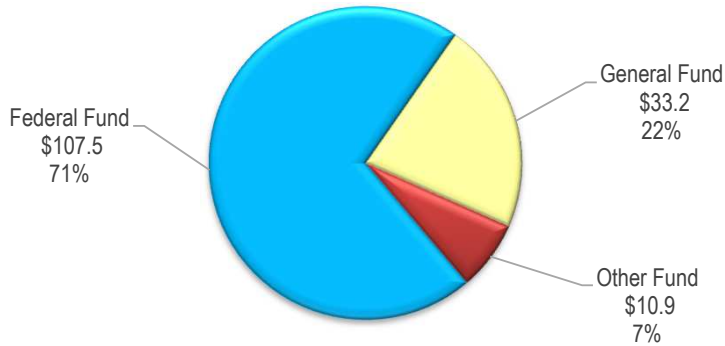
In addition, the Governor's budget proposes reductions as follows:

- Analyst adjustment resulting in an elimination of (13) VACANT positions, largely made up of field "counselors", TF \$(2,862,395).
- eliminate most inflation for Supplies & Services, DELIVERY at TF (\$161,961) and DESIGN at TF (\$151,584)
- additional 3% Vacancy savings applied, DELIVERY at TF (\$1,057,705) and DESIGN TF (\$8,310)
- reduction for DAS service charges, DELIVERY TF (\$36,134)
- reduction for Attorney General services charges, DESIGN TF (\$6,920)

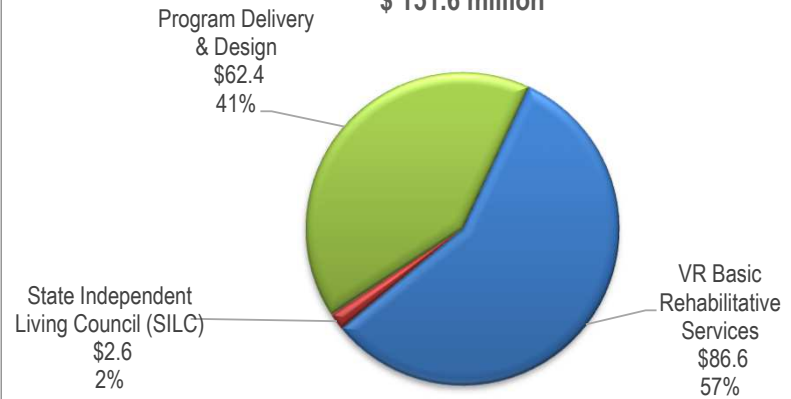
**Oregon Department of Human Services
2019-21 Legislatively Approved Budget
Total Fund by Program Area
\$ 13,230.4 million**

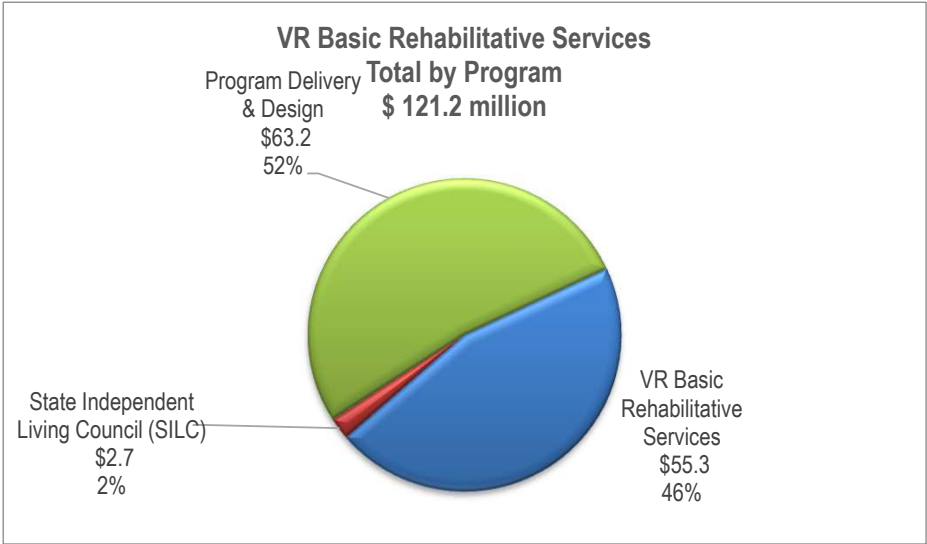
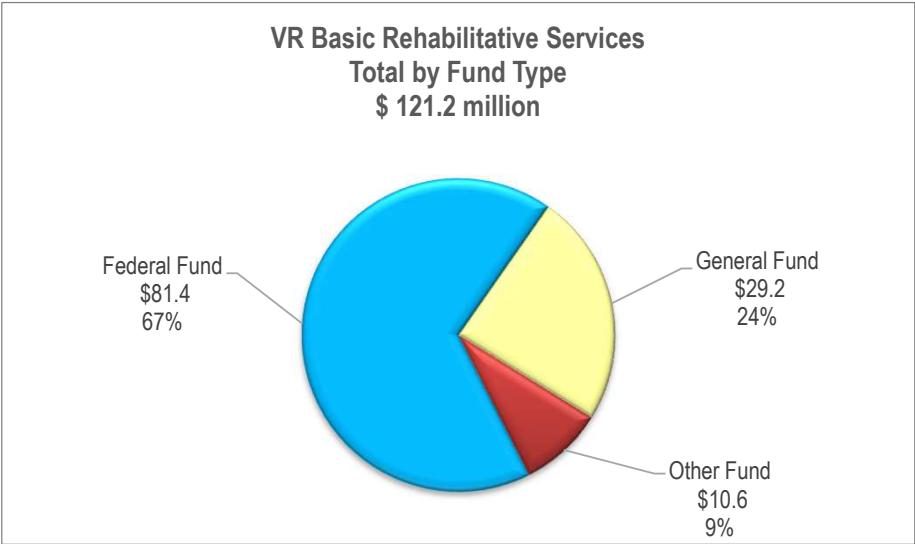
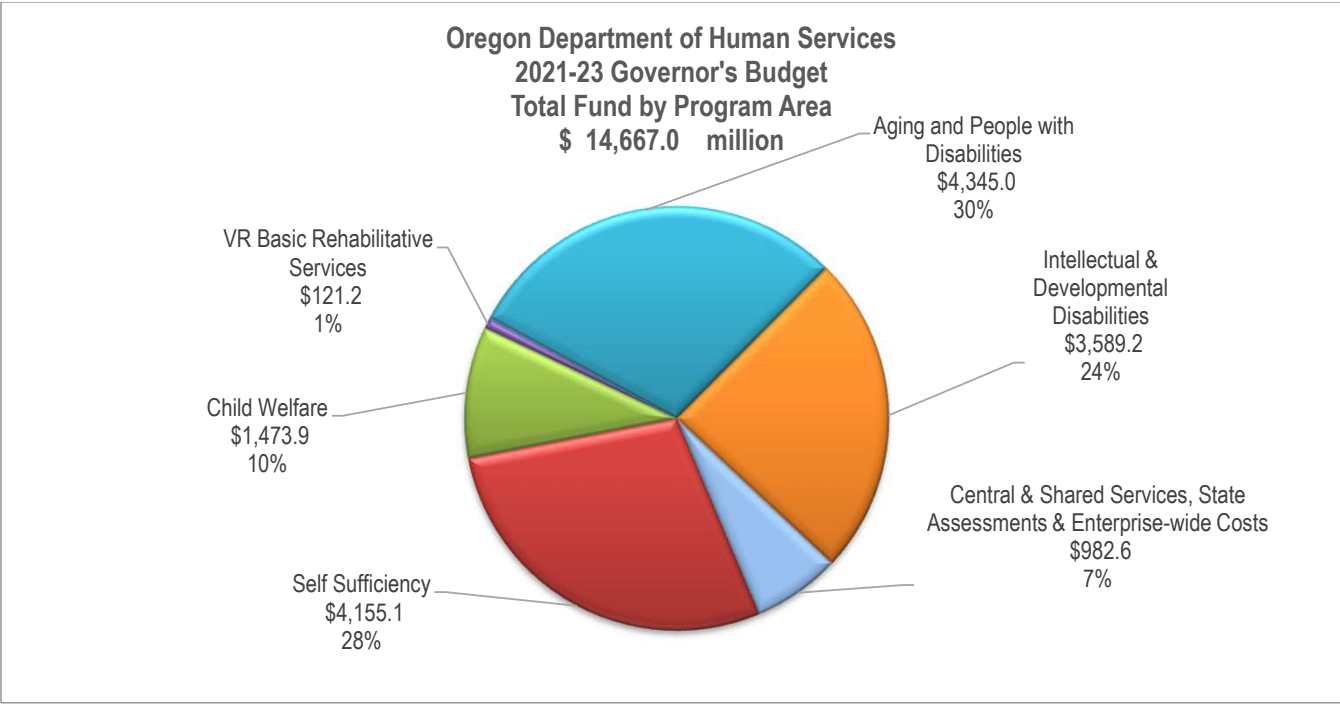


**VR Basic Rehabilitative Services
Total by Fund Type
\$ 151.6 million**



**VR Basic Rehabilitative Services
Total by Program
\$ 151.6 million**





DETAIL OF LOTTERY FUNDS, OTHER FUNDS, AND FEDERAL FUNDS REVENUE

Human Services, Dept. of
2021-23 Biennium

Agency Number: 10000
Cross Reference Number: 10000-060-07-00-00000

<i>Source</i>	2017-19 Actuals	2019-21 Leg Adopted Budget	2019-21 Leg Approved Budget	2021-23 Agency Request Budget	2021-23 Governor's Budget	2021-23 Leg. Adopted Budget
Other Funds						
Other Revenues	885,067	3,012,926	3,012,926	3,085,205	10,575,048	-
Total Other Funds	\$885,067	\$3,012,926	\$3,012,926	\$3,085,205	\$10,575,048	-
Federal Funds						
Federal Funds	91,280,942	83,842,517	83,842,517	87,938,678	81,447,687	-
Tsfr To Blind, Comm	(83,846)	-	-	-	-	-
Total Federal Funds	\$91,197,096	\$83,842,517	\$83,842,517	\$87,938,678	\$81,447,687	-

ESSENTIAL AND POLICY PACKAGE FISCAL IMPACT SUMMARY

Human Services, Dept. of
Pkg: 010 - Non-PICS Psnl Svc / Vacancy Factor

Cross Reference Name: VR - Basic Rehabilitative Services
Cross Reference Number: 10000-060-07-00-00000

<i>Description</i>	General Fund	Lottery Funds	Other Funds	Federal Funds	Nonlimited Other Funds	Nonlimited Federal Funds	All Funds
Revenues							
General Fund Appropriation	22,506	-	-	-	-	-	22,506
Other Revenues	-	-	18,153	-	-	-	18,153
Federal Funds	-	-	-	(9,819)	-	-	(9,819)
Total Revenues	\$22,506	-	\$18,153	(\$9,819)	-	-	\$30,840
Personal Services							
Temporary Appointments	27,083	-	8,887	13,991	-	-	49,961
Overtime Payments	495	-	6	2,020	-	-	2,521
Shift Differential	6	-	-	22	-	-	28
All Other Differential	4,929	-	5	18,015	-	-	22,949
Public Employees' Retire Cont	941	-	2	3,474	-	-	4,417
Pension Obligation Bond	49,552	-	18,054	147,847	-	-	215,453
Social Security Taxes	2,487	-	680	2,604	-	-	5,771
Vacancy Savings	(62,987)	-	(9,481)	(197,792)	-	-	(270,260)
Total Personal Services	\$22,506	-	\$18,153	(\$9,819)	-	-	\$30,840
Total Expenditures							
Total Expenditures	22,506	-	18,153	(9,819)	-	-	30,840
Total Expenditures	\$22,506	-	\$18,153	(\$9,819)	-	-	\$30,840
Ending Balance							
Ending Balance	-	-	-	-	-	-	-
Total Ending Balance	-	-	-	-	-	-	-

ESSENTIAL AND POLICY PACKAGE FISCAL IMPACT SUMMARY

Human Services, Dept. of
Pkg: 021 - Phase-in

Cross Reference Name: VR - Basic Rehabilitative Services
Cross Reference Number: 10000-060-07-00-00000

<i>Description</i>	General Fund	Lottery Funds	Other Funds	Federal Funds	Nonlimited Other Funds	Nonlimited Federal Funds	All Funds
Revenues							
Federal Funds	-	-	-	151,228	-	-	151,228
Total Revenues	-	-	-	\$151,228	-	-	\$151,228
Special Payments							
Dist to Individuals	-	-	-	151,228	-	-	151,228
Total Special Payments	-	-	-	\$151,228	-	-	\$151,228
Total Expenditures							
Total Expenditures	-	-	-	151,228	-	-	151,228
Total Expenditures	-	-	-	\$151,228	-	-	\$151,228
Ending Balance							
Ending Balance	-	-	-	-	-	-	-
Total Ending Balance	-	-	-	-	-	-	-

ESSENTIAL AND POLICY PACKAGE FISCAL IMPACT SUMMARY

Human Services, Dept. of
Pkg: 022 - Phase-out Pgm & One-time Costs

Cross Reference Name: VR - Basic Rehabilitative Services
Cross Reference Number: 10000-060-07-00-00000

<i>Description</i>	General Fund	Lottery Funds	Other Funds	Federal Funds	Nonlimited Other Funds	Nonlimited Federal Funds	All Funds
Revenues							
Federal Funds	-	-	-	(4,446,741)	-	-	(4,446,741)
Total Revenues	-	-	-	(\$4,446,741)	-	-	(\$4,446,741)
Special Payments							
Other Special Payments	-	-	-	(4,446,741)	-	-	(4,446,741)
Total Special Payments	-	-	-	(\$4,446,741)	-	-	(\$4,446,741)
Total Expenditures							
Total Expenditures	-	-	-	(4,446,741)	-	-	(4,446,741)
Total Expenditures	-	-	-	(\$4,446,741)	-	-	(\$4,446,741)
Ending Balance							
Ending Balance	-	-	-	-	-	-	-
Total Ending Balance	-	-	-	-	-	-	-

ESSENTIAL AND POLICY PACKAGE FISCAL IMPACT SUMMARY

**Human Services, Dept. of
Pkg: 031 - Standard Inflation**

**Cross Reference Name: VR - Basic Rehabilitative Services
Cross Reference Number: 10000-060-07-00-00000**

<i>Description</i>	General Fund	Lottery Funds	Other Funds	Federal Funds	Nonlimited Other Funds	Nonlimited Federal Funds	All Funds
Revenues							
General Fund Appropriation	995,152	-	-	-	-	-	995,152
Other Revenues	-	-	91,324	-	-	-	91,324
Federal Funds	-	-	-	1,789,832	-	-	1,789,832
Total Revenues	\$995,152	-	\$91,324	\$1,789,832	-	-	\$2,876,308

Services & Supplies

Instate Travel	3,461	-	444	39,993	-	-	43,898
Out of State Travel	926	-	-	3,778	-	-	4,704
Employee Training	1,355	-	106	6,974	-	-	8,435
Office Expenses	5,197	-	733	28,095	-	-	34,025
Telecommunications	2,989	-	240	13,603	-	-	16,832
Publicity and Publications	40	-	-	1,670	-	-	1,710
Professional Services	30,411	-	-	102,008	-	-	132,419
Attorney General	9,152	-	-	9,895	-	-	19,047
Dispute Resolution Services	424	-	-	1,518	-	-	1,942
Employee Recruitment and Develop	26	-	-	92	-	-	118
Dues and Subscriptions	435	-	-	717	-	-	1,152
Facilities Rental and Taxes	1,118	-	-	3,733	-	-	4,851
Fuels and Utilities	1	-	-	7	-	-	8
Facilities Maintenance	37	-	-	371	-	-	408
Agency Program Related S and S	8,103	-	3,467	35,307	-	-	46,877
Other Services and Supplies	2,308	-	67	13,478	-	-	15,853

ESSENTIAL AND POLICY PACKAGE FISCAL IMPACT SUMMARY

Human Services, Dept. of
Pkg: 031 - Standard Inflation

Cross Reference Name: VR - Basic Rehabilitative Services
Cross Reference Number: 10000-060-07-00-00000

<i>Description</i>	General Fund	Lottery Funds	Other Funds	Federal Funds	Nonlimited Other Funds	Nonlimited Federal Funds	All Funds
Services & Supplies							
Expendable Prop 250 - 5000	1,357	-	80	3,727	-	-	5,164
Total Services & Supplies	\$67,340	-	\$5,137	\$264,966	-	-	\$337,443
Special Payments							
Dist to Counties	1,094	-	270	3,434	-	-	4,798
Dist to Individuals	243,748	-	31,624	730,860	-	-	1,006,232
Other Special Payments	682,509	-	54,293	788,919	-	-	1,525,721
Spc Pmt to Employment Dept	461	-	-	1,653	-	-	2,114
Total Special Payments	\$927,812	-	\$86,187	\$1,524,866	-	-	\$2,538,865
Total Expenditures							
Total Expenditures	995,152	-	91,324	1,789,832	-	-	2,876,308
Total Expenditures	\$995,152	-	\$91,324	\$1,789,832	-	-	\$2,876,308
Ending Balance							
Ending Balance	-	-	-	-	-	-	-
Total Ending Balance	-	-	-	-	-	-	-

ESSENTIAL AND POLICY PACKAGE FISCAL IMPACT SUMMARY

Human Services, Dept. of
Pkg: 060 - Technical Adjustments

Cross Reference Name: VR - Basic Rehabilitative Services
Cross Reference Number: 10000-060-07-00-00000

<i>Description</i>	General Fund	Lottery Funds	Other Funds	Federal Funds	Nonlimited Other Funds	Nonlimited Federal Funds	All Funds
Revenues							
General Fund Appropriation	-	-	-	-	-	-	-
Other Revenues	-	-	(84,093)	-	-	-	(84,093)
Total Revenues	-	-	(\$84,093)	-	-	-	(\$84,093)
Services & Supplies							
Office Expenses	-	-	(1)	-	-	-	(1)
Agency Program Related S and S	-	-	(84,092)	-	-	-	(84,092)
Total Services & Supplies	-	-	(\$84,093)	-	-	-	(\$84,093)
Special Payments							
Dist to Individuals	(8,156)	-	-	-	-	-	(8,156)
Other Special Payments	8,156	-	-	-	-	-	8,156
Total Special Payments	-	-	-	-	-	-	-
Total Expenditures							
Total Expenditures	-	-	(84,093)	-	-	-	(84,093)
Total Expenditures	-	-	(\$84,093)	-	-	-	(\$84,093)
Ending Balance							
Ending Balance	-	-	-	-	-	-	-
Total Ending Balance	-	-	-	-	-	-	-

ESSENTIAL AND POLICY PACKAGE FISCAL IMPACT SUMMARY

Human Services, Dept. of
Pkg: 090 - Analyst Adjustments

Cross Reference Name: VR - Basic Rehabilitative Services
Cross Reference Number: 10000-060-07-00-00000

<i>Description</i>	General Fund	Lottery Funds	Other Funds	Federal Funds	Nonlimited Other Funds	Nonlimited Federal Funds	All Funds
Revenues							
General Fund Appropriation	(8,104,179)	-	-	-	-	-	(8,104,179)
Other Revenues	-	-	7,518,133	-	-	-	7,518,133
Federal Funds	-	-	-	(2,115,414)	-	-	(2,115,414)
Total Revenues	(\$8,104,179)	-	\$7,518,133	(\$2,115,414)	-	-	(\$2,701,460)
Personal Services							
Class/Unclass Sal. and Per Diem	(375,318)	-	(7,512)	(1,380,066)	-	-	(1,762,896)
Empl. Rel. Bd. Assessments	(158)	-	-	(595)	-	-	(753)
Public Employees' Retire Cont	(65,005)	-	(1,300)	(239,030)	-	-	(305,335)
Social Security Taxes	(28,711)	-	(576)	(105,576)	-	-	(134,863)
Worker's Comp. Assess. (WCD)	(131)	-	-	(466)	-	-	(597)
Flexible Benefits	(105,028)	-	(2,300)	(389,688)	-	-	(497,016)
Reconciliation Adjustment	(1)	-	(6)	7	-	-	-
Total Personal Services	(\$574,352)	-	(\$11,694)	(\$2,115,414)	-	-	(\$2,701,460)
Special Payments							
Other Special Payments	(7,529,827)	-	7,529,827	-	-	-	-
Total Special Payments	(\$7,529,827)	-	\$7,529,827	-	-	-	-
Total Expenditures							
Total Expenditures	(8,104,179)	-	7,518,133	(2,115,414)	-	-	(2,701,460)
Total Expenditures	(\$8,104,179)	-	\$7,518,133	(\$2,115,414)	-	-	(\$2,701,460)

ESSENTIAL AND POLICY PACKAGE FISCAL IMPACT SUMMARY

Human Services, Dept. of
Pkg: 090 - Analyst Adjustments

Cross Reference Name: VR - Basic Rehabilitative Services
Cross Reference Number: 10000-060-07-00-00000

<i>Description</i>	General Fund	Lottery Funds	Other Funds	Federal Funds	Nonlimited Other Funds	Nonlimited Federal Funds	All Funds
Ending Balance							
Ending Balance	-	-	-	-	-	-	-
Total Ending Balance	-	-	-	-	-	-	-
Total Positions							
Total Positions							(13)
Total Positions	-	-	-	-	-	-	(13)
Total FTE							
Total FTE							(13.00)
Total FTE	-	-	-	-	-	-	(13.00)

ESSENTIAL AND POLICY PACKAGE FISCAL IMPACT SUMMARY

Human Services, Dept. of
Pkg: 091 - Elimination of S&S Inflation

Cross Reference Name: VR - Basic Rehabilitative Services
Cross Reference Number: 10000-060-07-00-00000

<i>Description</i>	General Fund	Lottery Funds	Other Funds	Federal Funds	Nonlimited Other Funds	Nonlimited Federal Funds	All Funds
Beginning Balance							
Beginning Balance	-	-	-	-	-	-	-
Total Beginning Balance	-	-	-	-	-	-	-
Revenues							
General Fund Appropriation	(57,070)	-	-	-	-	-	(57,070)
Other Revenues	-	-	(5,137)	-	-	-	(5,137)
Federal Funds	-	-	-	(251,338)	-	-	(251,338)
Total Revenues	(\$57,070)	-	(\$5,137)	(\$251,338)	-	-	(\$313,545)
Services & Supplies							
Instate Travel	(3,461)	-	(444)	(39,993)	-	-	(43,898)
Out of State Travel	(926)	-	-	(3,778)	-	-	(4,704)
Employee Training	(1,355)	-	(106)	(6,974)	-	-	(8,435)
Office Expenses	(5,197)	-	(4,200)	(28,095)	-	-	(37,492)
Telecommunications	(2,989)	-	(240)	(13,603)	-	-	(16,832)
Publicity and Publications	(40)	-	-	(1,670)	-	-	(1,710)
Professional Services	(30,411)	-	-	(102,008)	-	-	(132,419)
Dispute Resolution Services	(424)	-	-	(1,518)	-	-	(1,942)
Employee Recruitment and Develop	(26)	-	-	(92)	-	-	(118)
Dues and Subscriptions	(435)	-	-	(717)	-	-	(1,152)
Fuels and Utilities	(1)	-	-	(7)	-	-	(8)
Facilities Maintenance	(37)	-	-	(371)	-	-	(408)
Agency Program Related S and S	(8,103)	-	-	(35,307)	-	-	(43,410)
Other Services and Supplies	(2,308)	-	(67)	(13,478)	-	-	(15,853)

ESSENTIAL AND POLICY PACKAGE FISCAL IMPACT SUMMARY

Human Services, Dept. of
Pkg: 091 - Elimination of S&S Inflation

Cross Reference Name: VR - Basic Rehabilitative Services
Cross Reference Number: 10000-060-07-00-00000

<i>Description</i>	General Fund	Lottery Funds	Other Funds	Federal Funds	Nonlimited Other Funds	Nonlimited Federal Funds	All Funds
Services & Supplies							
Expendable Prop 250 - 5000	(1,357)	-	(80)	(3,727)	-	-	(5,164)
Total Services & Supplies	(\$57,070)	-	(\$5,137)	(\$251,338)	-	-	(\$313,545)
Total Expenditures							
Total Expenditures	(57,070)	-	(5,137)	(251,338)	-	-	(313,545)
Total Expenditures	(\$57,070)	-	(\$5,137)	(\$251,338)	-	-	(\$313,545)
Ending Balance							
Ending Balance	-	-	-	-	-	-	-
Total Ending Balance	-	-	-	-	-	-	-

ESSENTIAL AND POLICY PACKAGE FISCAL IMPACT SUMMARY

Human Services, Dept. of
Pkg: 092 - Personal Services Adjustments

Cross Reference Name: VR - Basic Rehabilitative Services
Cross Reference Number: 10000-060-07-00-00000

<i>Description</i>	General Fund	Lottery Funds	Other Funds	Federal Funds	Nonlimited Other Funds	Nonlimited Federal Funds	All Funds
Revenues							
General Fund Appropriation	(273,894)	-	-	-	-	-	(273,894)
Other Revenues	-	-	(21,411)	-	-	-	(21,411)
Federal Funds	-	-	-	(770,710)	-	-	(770,710)
Total Revenues	(\$273,894)	-	(\$21,411)	(\$770,710)	-	-	(\$1,066,015)
Personal Services							
Vacancy Savings	(273,894)	-	(21,411)	(770,710)	-	-	(1,066,015)
Total Personal Services	(\$273,894)	-	(\$21,411)	(\$770,710)	-	-	(\$1,066,015)
Services & Supplies							
Instate Travel	-	-	-	-	-	-	-
Total Services & Supplies	-	-	-	-	-	-	-
Total Expenditures							
Total Expenditures	(273,894)	-	(21,411)	(770,710)	-	-	(1,066,015)
Total Expenditures	(\$273,894)	-	(\$21,411)	(\$770,710)	-	-	(\$1,066,015)
Ending Balance							
Ending Balance	-	-	-	-	-	-	-
Total Ending Balance	-	-	-	-	-	-	-

ESSENTIAL AND POLICY PACKAGE FISCAL IMPACT SUMMARY

Human Services, Dept. of
Pkg: 095 - DHS/OHA Reshoot

Cross Reference Name: VR - Basic Rehabilitative Services
Cross Reference Number: 10000-060-07-00-00000

<i>Description</i>	General Fund	Lottery Funds	Other Funds	Federal Funds	Nonlimited Other Funds	Nonlimited Federal Funds	All Funds
Revenues							
General Fund Appropriation	(18,851)	-	-	-	-	-	(18,851)
Other Revenues	-	-	(1,742)	-	-	-	(1,742)
Federal Funds	-	-	-	(11,663)	-	-	(11,663)
Total Revenues	(\$18,851)	-	(\$1,742)	(\$11,663)	-	-	(\$32,256)
Services & Supplies							
Office Expenses	(1,113)	-	(191)	-	-	-	(1,304)
Other Services and Supplies	(17,738)	-	(1,551)	(11,663)	-	-	(30,952)
Total Services & Supplies	(\$18,851)	-	(\$1,742)	(\$11,663)	-	-	(\$32,256)
Total Expenditures							
Total Expenditures	(18,851)	-	(1,742)	(11,663)	-	-	(32,256)
Total Expenditures	(\$18,851)	-	(\$1,742)	(\$11,663)	-	-	(\$32,256)
Ending Balance							
Ending Balance	-	-	-	-	-	-	-
Total Ending Balance	-	-	-	-	-	-	-

ESSENTIAL AND POLICY PACKAGE FISCAL IMPACT SUMMARY

Human Services, Dept. of
Pkg: 096 - Statewide Adjustment DAS Chgs

Cross Reference Name: VR - Basic Rehabilitative Services
Cross Reference Number: 10000-060-07-00-00000

<i>Description</i>	General Fund	Lottery Funds	Other Funds	Federal Funds	Nonlimited Other Funds	Nonlimited Federal Funds	All Funds
Revenues							
General Fund Appropriation	(4,051)	-	-	-	-	-	(4,051)
Other Revenues	-	-	-	-	-	-	-
Federal Funds	-	-	-	(31,531)	-	-	(31,531)
Total Revenues	(\$4,051)	-	-	(\$31,531)	-	-	(\$35,582)
Services & Supplies							
Instate Travel	(1,566)	-	(201)	(18,094)	-	-	(19,861)
Office Expenses	(2,485)	-	(351)	(13,437)	-	-	(16,273)
Total Services & Supplies	(\$4,051)	-	(\$552)	(\$31,531)	-	-	(\$36,134)
Total Expenditures							
Total Expenditures	(4,051)	-	(552)	(31,531)	-	-	(36,134)
Total Expenditures	(\$4,051)	-	(\$552)	(\$31,531)	-	-	(\$36,134)
Ending Balance							
Ending Balance	-	-	552	-	-	-	552
Total Ending Balance	-	-	\$552	-	-	-	\$552

ESSENTIAL AND POLICY PACKAGE FISCAL IMPACT SUMMARY

Human Services, Dept. of
Pkg: 097 - Statewide AG Adjustment

Cross Reference Name: VR - Basic Rehabilitative Services
Cross Reference Number: 10000-060-07-00-00000

<i>Description</i>	General Fund	Lottery Funds	Other Funds	Federal Funds	Nonlimited Other Funds	Nonlimited Federal Funds	All Funds
Revenues							
General Fund Appropriation	(3,325)	-	-	-	-	-	(3,325)
Federal Funds	-	-	-	(3,595)	-	-	(3,595)
Total Revenues	(\$3,325)	-	-	(\$3,595)	-	-	(\$6,920)
Services & Supplies							
Attorney General	(3,325)	-	-	(3,595)	-	-	(6,920)
Total Services & Supplies	(\$3,325)	-	-	(\$3,595)	-	-	(\$6,920)
Total Expenditures							
Total Expenditures	(3,325)	-	-	(3,595)	-	-	(6,920)
Total Expenditures	(\$3,325)	-	-	(\$3,595)	-	-	(\$6,920)
Ending Balance							
Ending Balance	-	-	-	-	-	-	-
Total Ending Balance	-	-	-	-	-	-	-

ESSENTIAL AND POLICY PACKAGE FISCAL IMPACT SUMMARY

Human Services, Dept. of
Pkg: 131 - Social Security Cost Reimbursement

Cross Reference Name: VR - Basic Rehabilitative Services
Cross Reference Number: 10000-060-07-00-00000

<i>Description</i>	General Fund	Lottery Funds	Other Funds	Federal Funds	Nonlimited Other Funds	Nonlimited Federal Funds	All Funds
Revenues							
Federal Funds	-	-	-	170,746	-	-	170,746
Total Revenues	-	-	-	\$170,746	-	-	\$170,746
Personal Services							
Class/Unclass Sal. and Per Diem	-	-	-	72,792	-	-	72,792
Empl. Rel. Bd. Assessments	-	-	-	58	-	-	58
Public Employees' Retire Cont	-	-	-	12,608	-	-	12,608
Social Security Taxes	-	-	-	5,569	-	-	5,569
Worker's Comp. Assess. (WCD)	-	-	-	46	-	-	46
Flexible Benefits	-	-	-	38,232	-	-	38,232
Total Personal Services	-	-	-	\$129,305	-	-	\$129,305
Services & Supplies							
Instate Travel	-	-	-	3,116	-	-	3,116
Employee Training	-	-	-	857	-	-	857
Office Expenses	-	-	-	5,929	-	-	5,929
Telecommunications	-	-	-	1,939	-	-	1,939
Food and Kitchen Supplies	-	-	-	27,735	-	-	27,735
Medical Services and Supplies	-	-	-	680	-	-	680
Other Services and Supplies	-	-	-	539	-	-	539
Expendable Prop 250 - 5000	-	-	-	646	-	-	646
Total Services & Supplies	-	-	-	\$41,441	-	-	\$41,441

ESSENTIAL AND POLICY PACKAGE FISCAL IMPACT SUMMARY

Human Services, Dept. of
Pkg: 131 - Social Security Cost Reimbursement

Cross Reference Name: VR - Basic Rehabilitative Services
Cross Reference Number: 10000-060-07-00-00000

<i>Description</i>	General Fund	Lottery Funds	Other Funds	Federal Funds	Nonlimited Other Funds	Nonlimited Federal Funds	All Funds
Total Expenditures							
Total Expenditures	-	-	-	170,746	-	-	170,746
Total Expenditures	-	-	-	\$170,746	-	-	\$170,746
Ending Balance							
Ending Balance	-	-	-	-	-	-	-
Total Ending Balance	-	-	-	-	-	-	-
Total Positions							
Total Positions							1
Total Positions	-	-	-	-	-	-	1
Total FTE							
Total FTE							1.00
Total FTE	-	-	-	-	-	-	1.00

ESSENTIAL AND POLICY PACKAGE FISCAL IMPACT SUMMARY

Human Services, Dept. of
Pkg: 132 - Benefits Counseling Services (WIN)

Cross Reference Name: VR - Basic Rehabilitative Services
Cross Reference Number: 10000-060-07-00-00000

<i>Description</i>	General Fund	Lottery Funds	Other Funds	Federal Funds	Nonlimited Other Funds	Nonlimited Federal Funds	All Funds
Revenues							
General Fund Appropriation	-	-	-	-	-	-	-
Total Revenues	-	-	-	-	-	-	-
Special Payments							
Other Special Payments	-	-	-	-	-	-	-
Total Special Payments	-	-	-	-	-	-	-
Total Expenditures							
Total Expenditures	-	-	-	-	-	-	-
Total Expenditures	-	-	-	-	-	-	-
Ending Balance							
Ending Balance	-	-	-	-	-	-	-
Total Ending Balance	-	-	-	-	-	-	-

ESSENTIAL AND POLICY PACKAGE FISCAL IMPACT SUMMARY

Human Services, Dept. of
Pkg: 133 - Workload Model Equity Staffing

Cross Reference Name: VR - Basic Rehabilitative Services
Cross Reference Number: 10000-060-07-00-00000

<i>Description</i>	General Fund	Lottery Funds	Other Funds	Federal Funds	Nonlimited Other Funds	Nonlimited Federal Funds	All Funds
Revenues							
Federal Funds	-	-	-	-	-	-	-
Total Revenues	-	-	-	-	-	-	-
Personal Services							
Class/Unclass Sal. and Per Diem	-	-	-	-	-	-	-
Empl. Rel. Bd. Assessments	-	-	-	-	-	-	-
Public Employees' Retire Cont	-	-	-	-	-	-	-
Social Security Taxes	-	-	-	-	-	-	-
Worker's Comp. Assess. (WCD)	-	-	-	-	-	-	-
Flexible Benefits	-	-	-	-	-	-	-
Total Personal Services	-	-	-	-	-	-	-
Services & Supplies							
Instate Travel	-	-	-	-	-	-	-
Employee Training	-	-	-	-	-	-	-
Office Expenses	-	-	-	-	-	-	-
Telecommunications	-	-	-	-	-	-	-
Food and Kitchen Supplies	-	-	-	-	-	-	-
Medical Services and Supplies	-	-	-	-	-	-	-
Other Services and Supplies	-	-	-	-	-	-	-
Expendable Prop 250 - 5000	-	-	-	-	-	-	-
Total Services & Supplies	-	-	-	-	-	-	-

ESSENTIAL AND POLICY PACKAGE FISCAL IMPACT SUMMARY

Human Services, Dept. of
Pkg: 133 - Workload Model Equity Staffing

Cross Reference Name: VR - Basic Rehabilitative Services
Cross Reference Number: 10000-060-07-00-00000

<i>Description</i>	General Fund	Lottery Funds	Other Funds	Federal Funds	Nonlimited Other Funds	Nonlimited Federal Funds	All Funds
Total Expenditures							
Total Expenditures	-	-	-	-	-	-	-
Total Expenditures	-	-	-	-	-	-	-
Ending Balance							
Ending Balance	-	-	-	-	-	-	-
Total Ending Balance	-	-	-	-	-	-	-
Total Positions							
Total Positions							-
Total Positions	-	-	-	-	-	-	-
Total FTE							
Total FTE							-
Total FTE	-	-	-	-	-	-	-

Oregon Department of Human Services

Aging and People with Disabilities Program

Mission

To help Oregonians in their own communities achieve well-being and independence through opportunities that protect, empower, respect choice and preserve dignity.

Vision

Oregon's older adults, people with physical disabilities and their families have easy access to services, support and early interventions that help maintain independence, promote well-being, honor choice, respect cultural preferences and uphold dignity.

Goals

To ensure that:

- Older adults and people who experience disabilities feel safe, respected and are able to live independently.
- Services meet changing needs and are easily accessible.
- All services are equity based and focused on the individual and their unique communities.
- The program remains innovative, preventive and demonstrates high-quality outcomes.
- Oregon continues to be a national leader in supporting broad, transparent collaboration with consumers and stakeholders.

Individuals we serve

During the 2021-2023 biennium, we expect to serve:

- More than 5,000 unique individuals age 60 and older through Oregon Project Independence.
- More than 36,450 older adults and people with physical disabilities per month with long-term services and supports paid through Medicaid.
- More than 212,000 older individuals through Older Americans Act services.

- More than 172,860 Oregonians with direct financial support services.
- Approximately 40,000 Oregonians who live in APD-licensed, long-term care facilities.
- More than 45,000 individuals who receive a Social Security Disability determination, helping many access federal income benefits available to individuals with a disability.
- More than 17,000 individuals protected from ongoing abuse.

Aging and Disability Resource Connection

Oregonians needing information and referral services about any APD programs or services and other resources that serve seniors and people with disabilities may contact the Aging and Disability Resource Connection (ADRC) of Oregon. The ADRC is a collaborative public-private partnership that streamlines consumer access to a complicated and confusing aging and disability service delivery system. ADRC services are free to Oregonians and the service raises visibility and awareness of the full range of options available. The ADRC provides trusted information and assistance and empowers people to make informed decisions. Through trained options counselors, Oregonians can develop action plans to address long-term services and supports needs that align with consumer preferences, their financial situation, strengths, values and needs. If a person is likely to be eligible for Medicaid long-term services and supports, they will be referred to APD local offices or Area Agencies on Aging (AAAs) for a full assessment.

Employees from both APD local offices and AAAs throughout Oregon are responsible for providing direct client services. Employees also determine eligibility for the aging and people with disabilities population for medical programs provided through the Oregon Health Authority (OHA). During 2019 calendar year, the ADRC received more than 77,724 direct contacts and 111,000 web hits.

APD is impacted by demographic growth in the older adult population and is increasingly serving a more diverse population. APD strives to identify disparities in outcomes for diverse populations and identify strategies to serve all individuals in a culturally and linguistically appropriate manner.

Adult Protective Services

APD and some AAA offices are responsible for investigating instances of abuse against older adults and persons with physical disabilities across the state. Elder abuse, and other adult abuse, is costly both from a human and financial perspective. A person who has experienced abuse is likely to have increased health and long-term care costs. In Oregon, there are currently 742,000 individuals over the age of 65 and another 426,000 with physical disabilities who are 18 or older; all who could become victims of abuse. In the 2019 calendar year, APS staff responded to more than 50,800 reports of abuse and conducted investigations in 17,131. Of the cases investigated, 67 percent were in the community and 33 percent were in facilities. Financial exploitation and neglect remain the most common forms of abuse for seniors and people with disabilities. In the 2019 calendar year, more than 50 percent of the alleged victims involved in community investigations did not have Medicaid at the time of the investigation. APS is often our first opportunity to work with these individuals and help protect them from neglect and harm.

Licensing

The APD Safety, Oversight and Quality Unit (SOQ) licenses many providers of long-term care for people who are aging and physically disabled. These providers range across the continuum of care. Through diligent oversight, investigation of complaints and reports of potential abuse, and corrective action, SOQ reduces future instances of unsafe conditions and improves the quality of care. These services are most effective when they are provided in a quality model aimed at preventing harm in the first place to protect the safety and health of vulnerable Oregonians.

The providers licensed by SOQ include adult foster homes, assisted living facilities, residential care facilities, nursing homes, conversion facilities, intensive intervention care facilities and facilities with memory care endorsements. SOQ strives to ensure service equity and delivery of culturally and linguistically appropriate services are provided to Oregonians.

Medicaid Services

In Oregon, approximately 36,000 older adults and people with physical disabilities use Medicaid long-term services provided through APD each month, with slightly more forecasted for the 2021-2023 biennium. By federal law, each state must develop criteria for access to nursing facility care paid by Medicaid. Criteria must include financial and asset tests as well as service eligibility criteria. The federal

government, through Centers for Medicare and Medicaid Services (CMS), must approve any criteria established by the states.

Many older adults and individuals with disabilities need assistance from other people to perform daily activities and to ensure their health and safety. To accurately identify those who need assistance, ODHS created service priority levels (SPLs) to establish eligibility for Medicaid long-term services and supports. SPLs prioritize services for older adults and people with physical disabilities whose well-being and survival would be in jeopardy without services. Level 1 reflects the most impaired while Level 17 reflects the least impaired; levels are based on the ability of the person to perform activities of daily living (ADLs). ADLs are personal activities required for continued health and well-being. These include mobility, eating, toileting, cognition and personal hygiene. Prior to 2003, ODHS served individuals through SPL 17. Since then, because of budget constraints, only levels 1-13 are funded.

APD assists thousands of Oregonians — who require ADL services and instrumental activities of daily living (IADL) services, which include housekeeping and meal preparation — in selecting competent providers and establishing effective working relationships with those service providers. Due to the increasingly diverse population served, the program requires supports that are equally diverse, linguistically and culturally appropriate.

Programs

APD's budget is sectioned into three key areas: program services, program design and program delivery.

Program Services

Program services focus on supporting seniors and people with disabilities in maintaining the utmost independence while supporting their individual needs.

Services are provided through six programs:

- Older Americans Act
- Oregon Project Independence
- Financial support services
- In-home services
- Community-based care facilities including adult foster homes

- Nursing facilities

Older Americans Act: This is a federal program and is administered through APD. It provides federal funding for locally developed programs for individuals ages 60 and older. APD distributes funds to local Area Agencies on Aging (AAAs) for service delivery through subcontractors. It is estimated that approximately 227,000 Oregonians currently access these services. The AAAs develop services, within federal expectations, that meet the needs and preferences unique to individuals in their local area. Program mandates require services target those with the most significant economic and social need, to minorities and those residing in rural areas. There is no income or asset requirements to receive services except those related to the Senior Community Service Employment Program (SCSEP).

APD distributes federal funds to the AAAs using a federally approved intra-state funding formula based on the demographics and square mileage of each area. APD encourages and incentivizes culturally specific and linguistically competent supports within all programs. Programs might include; family caregiver supports, nutrition via congregate and home-delivered meal programs, senior employment, legal services or elder abuse prevention services. Most AAAs also sponsor and promote evidence-based wellness and chronic health condition management activities. They may also provide assistance to senior centers.

Oregon Project Independence (OPI): This is a state-funded program offering in-home services and related supports to individuals 60 years of age and older or people who have been diagnosed with Alzheimer's or a related dementia disorder. Approximately 3,440 Oregonians were served in this program during calendar year 2019. It represents a critical element in Oregon's strategy to prevent or delay individuals from leaving their own homes to receive services in more expensive facility settings or depleting their personal assets sooner than necessary and accessing more expensive Medicaid health and long-term service benefits. The program was expanded by the 2005 Oregon Legislature to include younger adults with disabilities. However, funding was not provided until 2014 and 2015. The funding allowed for a pilot program to expand the program to adults ages 19-59 with physical disabilities.

OPI is administered statewide by local Area Agencies on Aging (AAAs). Many areas have waiting lists due to high demand and limited program funding. Client eligibility is determined by an assessment of functional ability and natural supports related to activities of daily living. Typical services include assistance with

housekeeping, bathing, grooming, health care tasks, meal preparation, caregiver respite, chore services, adult day services and transportation.

The OPI program has no financial asset limitations for clients. A sliding fee scale is applied to clients with net monthly income between 100 and 200 percent of the federal poverty level (FPL) to pay toward the cost of service. A small group with income above 200 percent of FPL pays the full rate for services provided. Generally, this is because they benefit from the case management; ongoing support and monitoring, in addition to the actual purchased services.

Financial support services: APD has programs designed to meet a variety of special circumstances for certain low-income populations.

- *General assistance (GA) program:* With this program, APD serves individuals with severe disabilities who are experiencing homelessness or who are at risk of homelessness. To be eligible for the GA program, individuals must meet all of the following criteria:
 - Be homeless or at risk of homelessness;
 - Be an adult, age 18-64, with no minor children living with them;
 - Have a severe disability that meets Social Security disability criteria;
 - Be receiving Presumptive Medicaid medical assistance;
 - Meet all eligibility criteria for Supplemental Security Income (SSI);
 - Apply for SSI and appeal any denials received; and
 - Sign an Interim Assistance Agreement (IAR), allowing ODHS to recover GA funds paid to them once awarded SSA benefits.

General assistance program benefits include up to \$545 per month in housing assistance, \$90 in utility assistance per month, \$60 in cash assistance per month, and free assistance with the Social Security application and appeals process.

- *Cash payments – special needs:* APD is required to meet maintenance of effort (MOE) payments for low-income aged and disabled Oregonians who receive federal Supplemental Security Income (SSI) benefits. These benefits are focused on payments that allow clients to maintain independence and mobility in a safe environment. Examples of special needs payments include help for non-medical transportation, repairs of broken appliances such as a furnace, or for such things as adapting a home's stairs into a ramp.

- *Employed Persons with Disabilities Program (EPD)*: This program allows people with a disability to work to their full extent and not lose Medicaid coverage. To be eligible, a person must be deemed to have a disability by Social Security Administration criteria, be employed and have adjusted income of less than 250 percent of FPL. Eligible individuals pay a monthly participation fee and are eligible for the full range of Medicaid benefits and services. APD currently serves approximately 2,000 individuals in the EPD program.
- *Other benefits*: The Centers for Medicare and Medicaid Services (CMS) requires ODHS to coordinate with Medicare in many areas and clients need help accessing other programs for which they are eligible. The federal Medicare program is the most common program clients need assistance with. APD determines client eligibility and submits client data to CMS for two Medicare-related programs: Medicare buy-in and Medicare Part D low-income subsidy. APD served more than 140,000 clients in March 2020 in these two programs. These programs help low-income beneficiaries with their cost-sharing requirements. Securing this coverage also ensures Medicare remains in a “first payor” status, ultimately saving the state’s Medicaid program significant money.

Social Security Disability Determination Services:

APD determines eligibility for Social Security Disability and Supplemental Security Income benefits on behalf of the Social Security Administration. In federal fiscal year 2019, Disability Determination Services finalized decisions on 45,356 claims.

Medicaid Services and Supports:

Medicaid-funded Long-Term Services and Supports provides eligible individuals fundamental activities of daily living (ADLs) such as mobility, elimination, cognition, eating, bathing, dressing, and personal hygiene. These services ensure that the person is living in a safe and healthy environment. All services promote choice, independence and dignity. Services can be provided in nursing facilities, or community settings such as residential care, assisted living, memory care, foster homes or in the person’s own home. In December 2020, APD served 35,515 unique individuals through Medicaid Services and Supports.

In-home services: In-home services are the cornerstone of Oregon's community-based care system and were created to meet the preferences of seniors and people with disabilities throughout Oregon. For older adults or people with physical disabilities, the ability to live in their own homes is compromised by the need for support in regular activities of daily living. For more than 25 years, Oregon has created options to meet people's needs in their own homes. All options are funded with support of the Medicaid program through home- and community-based waivers or state plan options. Oregon has been able to create cost-effective programs that meet people's needs in their homes and other community settings using these options and spared Oregonians from the unnecessary use of much higher cost services, primarily offered in nursing facilities.

Services to older adults and people with physical disabilities are designed to support assistance with fundamental activities of daily living (ADLs), such as mobility, cognition, eating, elimination, personal hygiene, dressing, and bathing. To receive in-home services, an individual must be financially eligible for Medicaid. A case manager works with the client and together they identify needs and develop a plan for the in-home services. There are different options that an individual can select to receive in-home services.

- *Medicaid client-employed Home Care Workers:* Home Care Workers (HCW) are hired directly by the client and provide many of the services Medicaid clients need to remain in their own homes. The client, or his or her selected representative, is responsible for performing the duties of an employer. These duties include selecting, hiring and providing on-site direction in the performance of the care provider duties authorized by a case manager to meet the client's individual needs and circumstances. The HCW must pass a criminal background check. In conjunction with the client, APD develops and authorizes a service plan, makes payment to the HCW on behalf of the client and provides ongoing contact with the client to ensure his or her service needs are met. More than 16,750 clients are expected to receive services supplied by HCWs each month in 2021-2023.

The Oregon Home Care Commission (HCC) was established in 2000 by an amendment to the Oregon Constitution. It is a public commission dedicated to ensuring high-quality home care services to APD clients using client-employed providers. Service Employees International Union Local 503, Oregon Public Employees Union, represents approximately 17,000 HCWs. For purposes of collective bargaining, HCC serves as the HCW employer of record. The Commission maintains a statewide, computerized registry of

workers and provides an extensive training curriculum. The HCC also makes training available to clients to better understand their employer responsibilities and increase their skill in managing the use of HCWs.

- *In-home agency services:* Many clients prefer to receive their in-home services through an in-home care agency. In-home care agencies (IHCA) are licensed by the Oregon Health Authority. These agencies employ, assign and schedule caregivers to perform the tasks authorized by the client's case manager. APD contracts with licensed IHCAs throughout the state. IHCAs work closely with ODHS case managers and clients to ensure services are provided as authorized and to ensure the quality of the work performed.
- *Medicaid Independent Choices Program:* This program offers a choice to clients in the way they receive in-home services and increases clients' self-direction and independence. Clients receive a cash benefit based on their assessed need. They purchase and directly pay for services. Clients are responsible for locating providers, paying their employees, and withholding and paying necessary taxes. Depending upon how they manage their service benefit, many can purchase a few additional services or items otherwise not covered by Medicaid to increase their independence or well-being.
- *Medicaid adult day services:* Adult Day Services (ADS) provide supervision and care for clients with functional or cognitive impairments. Service may be provided for half or full days in stand-alone centers, hospitals, senior centers and licensed care facilities. ADS providers are certified, but not licensed, by ODHS.
- *Medicaid home-delivered meals:* Home-delivered meals are provided for to those who are homebound and unable to go to sites, such as senior centers, for meals. These programs generally provide a hot midday meal and, often, frozen meals for days of the week beyond the provider's delivery schedule.
- *Medicaid (state plan) personal care services:* Individuals who do not meet service priority levels (SPLs), but have some personal care needs, may qualify for Medicaid Personal Care Services. Services are generally limited to no more than 20 hours a month. Personal care services are more limited than the standard Medicaid Long term Services and Supports benefit.

- *Medicaid specialized living services:* The services are provided through a contract with APD and targeted to a specific group of clients living in their own apartments and assisted by a specialized program offering direct service and structured supports.

Community-based facilities: These include a variety of 24-hour care settings and services to provide an alternative to nursing facilities. Services include assistance with activities of daily living, medication oversight and social activities. Services can include nursing and behavioral supports to meet complex needs. State and federal guidelines related to health and safety of these facilities must be met.

- *Adult foster homes:* Services are provided in home-like settings licensed for five or fewer individuals who are not related to the foster home provider. Homes may specialize in certain services, such as serving ventilator-dependent residents.
- *Assisted living and residential care facilities:* Licensed 24-hour service settings serve six or more residents and facilities range in size from six to more than 100 beds. The difference between residential care and assisted living is generally in the structural set up of the facility and the fact that generally in residential care, individuals have shared rooms. Either type of facility can seek a Memory Care endorsement on top of the underlying licensure. There are additional requirements for Memory Care Facilities. Registered nurse consultation services are required by regulation.
- *Conversion facilities:* A conversion facility is a nursing facility that has decided to “convert” its license to that of a residential care facility. The facility must go through the federal process of “closing” the nursing facility before going through a state process for “converting” the building to a residential care facility.
- *Intensive intervention care facilities:* Intensive Intervention Care (IIC) facilities are small residential care facilities designed to serve individuals with high behavioral and mental health needs. Five or fewer people can live in a single IIC home.
- *Enhanced care services:* Specialized 24-hour programs in licensed care settings that provide intensive behavioral supports for seniors and people with physical disabilities who have needs that cannot be met in any other

setting. These programs support clients with combined funding from APD and the Oregon Health Authority's mental health program.

- *Memory Care Community Endorsement*: These facilities are licensed as an Assisted Living Facility or Residential Care Facility or Nursing Facility and serve individuals with Alzheimer's disease, other forms of dementia and other cognitive diseases. They are required to have enhanced training and a more secure setting for their residents. The endorsement is in addition to the underlying licensure.
- *Program for the All-inclusive Care for the Elderly (PACE)*: PACE is a capped Medicare/Medicaid Program built on a care model that combines all Medicare and Medicaid medical services and long-term services and supports into one program. Currently, nearly 1,700 Oregonians age 55 and older are served in this program that generally allows them to attend adult day services and live in a variety of settings through Providence Elder Place. PACE programs are responsible for providing and coordinating their clients' full health and long-term service needs in all of these settings or an in-home setting. Additional providers will be opening in the near future.

Nursing facilities: Institutional services for older adults and people with physical disabilities are provided in nursing facilities licensed and regulated by ODHS. Nursing facilities provide individuals with skilled nursing services, housing, related services and ongoing assistance with activities of daily living.

Oregon has led the nation since 1981 in the development of lower cost alternatives to institutional (nursing facility) care. Home- and community-based alternatives to nursing facility services emphasize independence, dignity and choice and offer needed services and supports at lower costs than medical models.

Program Design

Staff and services support the administration of APD programs, including:

- Central leadership and administration
- Medicaid eligibility and federal waiver administration
- Development and maintenance of policy and administrative rules
- Oversight of licensed care facilities
- Ensuring Medicaid provider enrollment
- Support and leadership for various advisory councils.

- Administration of the Older Americans Act
- Home Care Commission

Program Delivery

Staff and services provide direct services to Oregonians, including:

- Direct service staff located in local offices throughout the state
- Case management
- Presumptive Medicaid Disability Determination Team
- State Family/Pre-SSI
- Disability Determination Services
- Administration of Medicare Modernization Act and Buy-in programs
- Provider payments and relations
- Adult Protective Services investigations
- Adult Foster Home, Nursing Facility and Community-Based Care licensing
- Long-term care referral services registry

Eligibility and case management services are delivered throughout the state by APD and Area Agency on Aging (AAA) employees. ORS Chapter 410 allows AAAs to determine which populations they wish to serve and which programs they wish to administer. Type B Transfer AAAs choose to provide Medicaid services in addition to Older Americans Act and OPI services. In areas where the AAAs (Type A - AAAs) do not provide Medicaid services, APD has local offices to serve older adults and people with disabilities.

APD and AAA case managers perform a variety of roles in serving older adults and people with disabilities. They determine long-term services and supports eligibility, assist individuals in developing person-centered service plans, and find qualified providers. They address issues and concerns regarding providers. They act as advocates and champions for consumer rights. They assist individuals in accessing supports available through APD and other programs. In short, case managers are the front line in protecting individuals from abuse and neglect.

APD case managers face increasingly complex work. In just the past seven years, APD implemented Waivered Case Management expectations requiring monthly contact on every case. Due to changes to the Fair Labor Standards Act, APD added more responsibilities on working with home care workers, including managing hourly caps, limiting overtime and ensuring access to adequate

services. Based on federal expectations, APD has also increased expectations on person-centered planning and ensuring individuals' safety. Legal requirements have made notices more complex and detailed, requiring more case management time to issue each notice.

History

During the past 40 years, there has been a profound shift in society's understanding of the importance of independence for aging and people with disabilities.

Traditionally, states had provided services to these individuals in institutional settings such as nursing facilities. Oregon's first nursing facility opened in the 1940s. With the passage of the federal statute creating Medicaid, the state began to pay for nursing facility services for eligible individuals in the 1960s.

The Older Americans Act also passed in the 1960s, which over time, has expanded additional protections and services to vulnerable older adults, including access to home-delivered meals, senior centers, transportation, family caregiver support, legal services and the Office of the Long Term Care Ombudsman to uphold rights and resolve complaints.

Professional standards and public thinking about how to best serve people with disabilities began to change and community living became more accessible. Leading the nation in the 1970s, Oregon developed legislation that recognized the importance of assisting seniors in maintaining their independence and recognizing their inherent dignity. Later, on a national level, civil rights were strengthened and expanded by the Americans with Disabilities Act, in the areas of employment, public accommodations, transportation and housing. Community integration, a right, became more available to individuals with disabilities as accessibility increased and society began to accept people with disabilities as part of the community. Families had the ability to remain intact and to keep their loved ones — child, adult or senior — at home.

Federal dollars to fund Medicaid waivers first became available in 1981 for "Home and Community-Based Services." That same year, the Oregon Legislature updated its policies around disabilities and found that significant numbers of people with disabilities lived in institutions because adequate community services did not exist. The Legislature mandated that the state work to empower people with disabilities, keep them as independent as possible, and develop service settings that were alternatives to institutionalization. The 1981 Oregon Legislature also created the

Senior Services Division and a strong statutory mandate to support seniors in their own homes and community settings outside of institutions. This action forged the way for Oregon to lead the nation in the development of lower-cost alternatives to institutional care.

In response to that mandate, Oregon applied for, and received, the first home and community-based waiver that allowed Medicaid funds to provide long-term services outside an institution. Throughout the 1980s and 1990s, Oregon received waivers that allowed services for unique groups of people. For Medicaid-eligible older adults and people with disabilities in Oregon, this has meant that the provision of long-term care has, in large measure, shifted away from nursing facilities to in-home services, assisted living facilities, residential care facilities and adult foster homes. In 2013, APD worked with the Legislature to shift from waivers to a state plan that allowed the state to gain additional federal funds to support individuals receiving services through the Medicaid program.

Future populations

The aging population is growing rapidly. The number of people 65 and older in the United States is expected to increase to 55 million in 2020, to 70 million by 2030, and to 88.5 million — or 20 percent of the population — in 2050.

The aging population in Oregon will increase dramatically as baby-boomers continue to enter the retirement age. The aging population growth rate has exceeded 4 percent annually since 2011. Estimates show 48 percent more older adults in 2020 than in 2010. This population of elders are typically more financially challenged than previous generations.

In 2016, approximately 17 percent of Oregon's population was 65 years or older. By 2030, the percentage is expected to increase to nearly 20 percent.

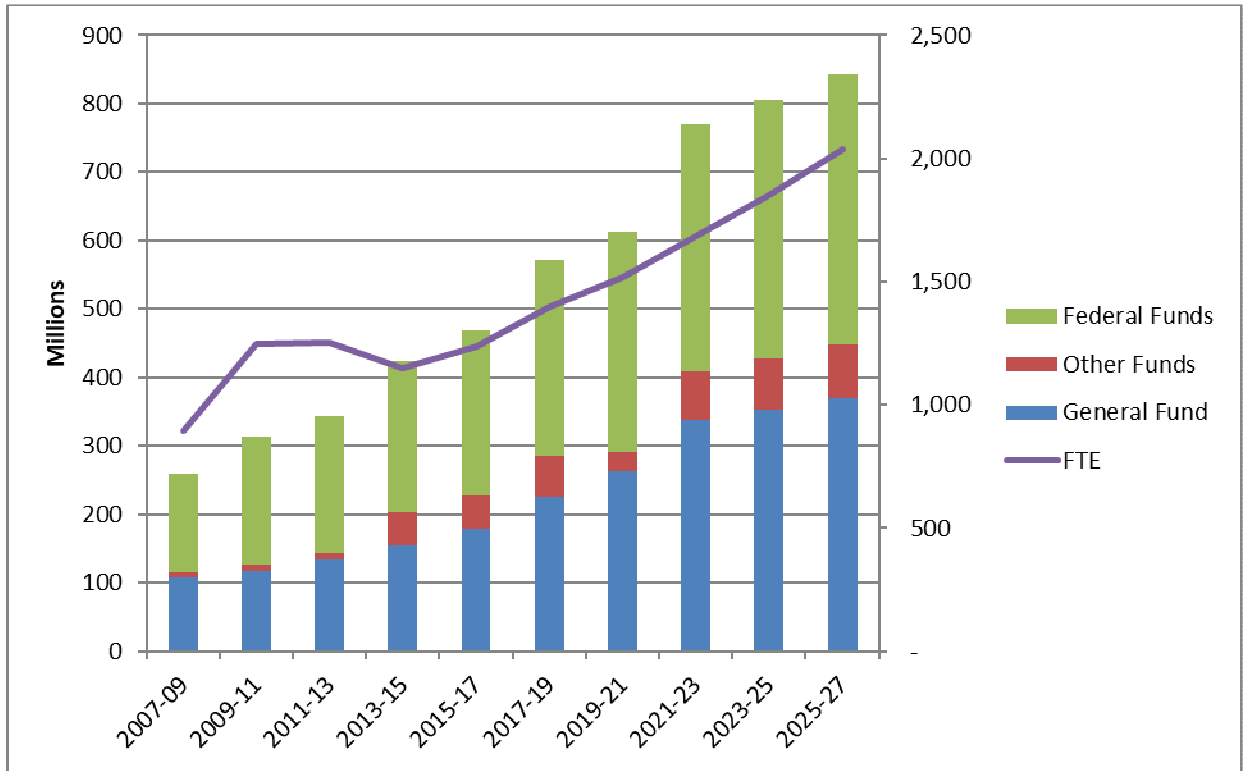
In Oregon, people 85 years or older make up a small but rapidly growing group within the total population. By the end of 2010, approximately 76,000 Oregonians will have reached age 85. By 2020, the number is expected to reach nearly 120,000, an increase of almost 64 percent.

A focus on service equity and diversity, including individuals of different races, ethnicities, genders, sexual orientation, disability, age and other under-served populations, will create new approaches to service delivery that ensure all

individuals have access to critical supports and services and achieve desired outcomes.

Oregon Department of Human Services: Delivery and Design

Primary Long-Term Focus Area: Safer, Healthier Communities
 Secondary Long-Term Focus Area:
 Program Contact: Mike McCormick



APD expects to see a rebound in caseload growth in the coming biennium with increased complexity in the individuals it serves. APD faces immediate challenges to sustain staffing levels to meet the growing need for services and higher expectations on those workers.

Program Overview

The Aging and People with Disabilities (APD) delivery system provides services and supports to Oregonians over the age of 60 and to adults with physical disabilities. The population is a diverse cross-section of Oregonians that requires supports that take into account race, ethnicity and language; gender expression, and sexual orientation. APD provides services to individuals recognizing their unique individuality and lived experiences.

Design and Delivery includes staff created programs and services and provide technical assistance for Oregon’s long-term care system as well as the staff and partners who directly provide services in over 50 offices located throughout the state.

Program Funding Request

APD Delivery and Design						
	GF	OF	FF	TF	Positions	FTE
19-21 LAB	\$ 262,337,829	\$29,146,886	\$ 321,889,682	\$ 613,374,397	1,570	1,516.87
21-23 GRB	\$ 337,578,875	\$70,942,142	\$ 360,471,550	\$ 768,992,567	1,692	1,683.43
Difference	\$ 75,241,046	\$41,795,256	\$ 38,581,868	\$ 155,618,170	122	166.56
Percent Change	28.7%	143.4%	12.0%	25.4%	7.8%	11.0%

Program Description

The APD program delivery system provides respectful and inclusive services and eligibility determinations to over 160,000 Oregonians. Some of the services accessed by individuals include:

- Medical assistance (Oregon Health Plan and Medicare premium assistance)
- Disability determinations
- Supplemental nutrition assistance
- Long term services and supports

Some individuals access financially based services such as Medical assistance and are served by eligibility staff only; case management services are provided to individuals accessing long term services and supports only. Approximately 35,000 of the 160,000 individuals APD serves access long-term care services and supports. For these individuals, local case management services generally consist of assessment, choices counseling, service plan development, risk monitoring and ongoing monitoring. Additionally, local offices have memorandums of understanding (MOUs) with local Coordinated Care Organizations. These MOUs focus on joint accountability for coordinating care for individuals accessing long-term care services. State and Area Agency on Aging (AAA) case managers are the front line in ensuring effective care coordination occurs for individuals served by APD’s long-term care system.

Local staff license adult foster homes, including those that do not participate in Medicaid. Local staff also provide adult protective services, consisting of investigations of abuse and neglect against seniors and people with disabilities.

APD has historically earned local service delivery staff through a caseload ratio model (e.g. one eligibility worker for every 500 cases). In the 13-15 biennium, the Legislature authorized the transition to a workload model. This model differs from the caseload ratio model in that it measures time required to perform tasks and captures work performed for individuals who are never found eligible. However, the model has fallen out of date recently and needs an overhaul. Additionally, it only captures the work that staff are able to do and does not account for changes in expectations and the work they are unable to complete.

The delivery system is comprised of both state staff and AAA staff located in communities throughout Oregon. Under ORS 410.270, AAAs have the right to elect to deliver Medicaid services locally. Currently, four AAAs have elected this option. These four AAAs (Multnomah County, Northwest Senior and Disability Services, Oregon Cascades West Council of Government, and Lane Council of Governments) serve the most populous areas of Oregon. APD serves the remainder of the state including Washington and Clackamas counties.

The Oregon Home Care Commission (HCC) is also included in the Design and Delivery Program Area. Under Oregon's constitution, the HCC is responsible for ensuring the quality of home care services for seniors and people with disabilities. The Commission maintains a website of home care workers and personal support workers that can be accessed by all Oregonians, including those not served by Medicaid. Training is provided to both consumers and home care workers in a variety of areas addressing safety and quality. The efforts of the HCC are critical to the successful delivery of long-term care services to Oregonians.

APD's Design and Delivery area also includes the staff that design and administer services centrally. Some of the major services provided include:

- Negotiating system design with federal partners
- Developing program policy and maintaining administrative rules
- Paying providers
- Executing contracts

- Negotiating and implementing collective bargaining agreements
- Maintaining provider rates

Program Justification and Link to Focus Areas

There is a direct link between this program and the goal of Safer, Healthier Communities. The APD Delivery system supports individuals living in their communities in settings of their choice, whether in their own home, a community-based care facility or a nursing facility. Partnerships between local law enforcement, local court systems, and local advocates are critical to ensuring the senior and disability populations are protected from neglect and abuse.

Enabling Legislation/Program Authorization

Oregon Revised Statutes 410.070 charges the agency with primary responsibility for the planning, coordination, development, and evaluation of policy, programs and services for older adults and people with disabilities in Oregon. Area Agencies on Aging have universal responsibilities as articulated in ORS 410.210. Additionally, ORS 410.270 authorizes Area Agencies on Aging to perform services locally that would otherwise be administered by state staff if they elect to do so.

Funding Justification and Significant Changes to CSL

PACKAGE NO. 207	PACKAGE TITLE: Provider Time Capture (PTC) M & O				
GENERAL FUND	OTHER FUNDS	FEDERAL FUNDS	TOTAL FUNDS	POSITIONS	FTE
\$1,814,048	\$0	\$1,000,000	\$2,814,048	0	0.00
<p>PACKAGE DESCRIPTION</p> <p>The Oregon Department of Human Services (ODHS) and Oregon Health Authority (OHA) in-home care programs need a system that will increase program integrity and comply with the federal 21st Century CURES Act for Electronic Visit Verification (EVV) System and the U.S. Department of Labor Fair Labor Standards Act (FLSA). This would be done with the implementation of a time, attendance and payment system for the program’s Home Care Workers and Personal Support Workers (HCW/PSW). The drivers for this work include a need for:</p> <ol style="list-style-type: none"> 1. Improved timeliness and accuracy of data 2. Improved compliance with federal, state, and bargaining requirements 3. Increased efficiency and internal controls 4. Decreased duplication of efforts across agencies 5. HCW/PSW to accurately and timely report services provided across programs 6. Decrease dependency on outdated legacy systems <p>This POP requests General Fund to implement ongoing maintenance and enhancements that build upon a base system implemented in the 2021-23 biennium that would result in an integrated solution that meets the 21st Century Cures Act criteria and helps protect vulnerable Oregonians. Not funding this POP would limit Oregon’s ability support the system.</p>					

The Governor’s Budget proposes additional investments as follows:

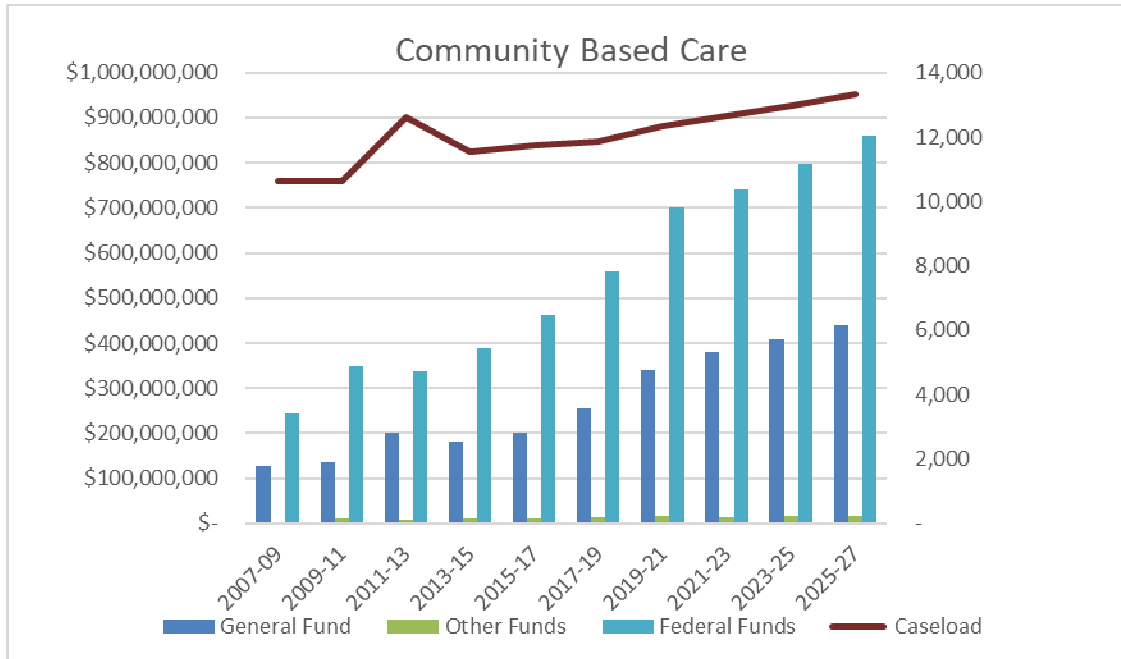
- Adds funding for Provider Time Capture positions approved in August 2020 Special Session.
- Other Fund Limitation increased for processing Waiver Case Management.
- Adds Funding for Infectious Disease Control and Prevention
- Adds Funding for Training and Apprentice programs for Certified Nursing.
- Adds Funding for Essential Health Care Worker retention initiative.

The Governor’s Budget proposes reductions as follows:

- Reduces Funding for Waivered Case Management based on projected savings
- Extends the position reduction of vacancies from 19-21
- Additional 3% Vacancy Savings
- Eliminate most inflation for Supplies and Services
- Reduction for Attorney General services charges
- Reduction for DAS service charges

Oregon Department of Human Services: Medicaid Long-Term Care Community-Based Care

Primary Long-Term Focus Area: Safer, Healthier Communities
 Secondary Long-Term Focus Area:
 Program Contact: Mike McCormick



Access to care was challenging when a robust private-pay market existed in the mid-2000s. An investment by the Legislative Assembly in 2008 strengthened access considerably.

Program Overview

Community-based care is considered the middle layer of Oregon’s long-term care continuum and includes a variety of 24-hour care settings and services for low-income seniors and people with physical disabilities who cannot meet their own activities of daily living. These services are part of Oregon’s nationally recognized home and community-based care system, which provides a critical, cost-effective alternative to nursing facilities.

Eligibility for services is based upon a combination of financial criteria and service needs. An individual’s service needs are calculated as a “service priority level” which ranges from 1 (highest need) to 18 (lowest need). In the 2003 budget crisis,

funding to serve individuals with service priority levels 14 through 17 was eliminated (SPL 18 was not funded at that time). These levels remain unfunded through Medicaid; however, some (not all) of the needs can be met for these individuals through Older Americans Act and Oregon Project Independence programs.

Program Funding Request

APD Community Based Care				
	General Fund	Other Fund	Federal Fund	Total Funds
19-21 LAB	\$340,563,556	\$15,559,662	\$701,871,290	\$1,057,994,508
21-23 GB	\$380,120,722	\$15,255,627	\$741,491,879	\$1,136,868,228
Difference	\$39,557,166	-\$304,035	\$39,620,589	\$78,873,720
% Difference	11.62%	-1.95%	5.64%	7.46%

Program Description

The State of Oregon strives to meet the needs and expectations of increasingly diverse populations, and community-based care provides a critical alternative to nursing facilities for seniors and people with disabilities who cannot meet their own daily needs.

Eligibility for long-term care services and supports is based upon a combination of financial criteria and service needs. Recipients contribute their own funds toward room and board directly to community-based care facilities, while the state pays for services consisting mostly of assistance with activities of daily living (walking, transferring, eating, dressing, grooming, bathing, hygiene, toileting, and cognition) and instrumental activities of daily living (meal preparation, housekeeping, laundry, shopping, medication, and oxygen management). Nursing facility care is a guaranteed Medicaid benefit to eligible individuals. If the state did not use alternatives to nursing facility level of care, more than 31,000 individuals, including more than 12,200 in community-based care, would likely be receiving services in nursing facilities at approximately 300 percent of the cost of community-based care services.

Community-based care includes:

- Adult foster homes, which serve five or fewer individuals in a home-like setting. Residential care facilities (RCF), which serve six or more individuals in a facility with private or shared rooms and common areas. Assisted living facilities (ALF), which serve six or more individuals in their own apartments.
- Memory care facilities, licensed as either an ALF or RCF, with an endorsement allowing them to specialize in serving individuals with dementia.
- Enhanced-care services, which serve APD eligible individuals complicated by significant mental health needs. This program is jointly funded between ODHS and the Oregon Health Authority.
- Program of All-Inclusive Care for the Elderly (PACE) serves more than 1,600 individuals via a fully capitated premium. The program is jointly funded with Medicare and Medicaid dollars and provides an integrated program for medical and long-term services. Participants are 55 years of age or older, generally attend adult day services, and live in a variety of settings representative of Oregon's long-term care continuum. PACE providers are responsible for providing and coordinating the full health and long-term service needs of their clients in all of these setting types.

APD competes with the private pay market for access to most community-based care. Most facilities have a mix of private pay and Medicaid residents. As the society ages and the economy strengthens, APD may lose access due to competition for open beds with the private pay market.

Adult foster homes are represented by SEIU and have collective bargaining rights. Factors such as safety and quality cannot be negotiated; however, issues such as training and service rates are mandatory subjects of bargaining.

Each community-based care setting must meet federal and state laws and regulations related to health, safety and service delivery. Mandatory services include assistance with activities of daily living, medication oversight, and social activities. Some settings that serve individuals with more complex needs may include additional services, such as nursing and behavioral supports.

Program Justification and Link to Focus Areas

Community-based care is a direct link to the Safer, Healthier Communities focus area (Oregonians are healthy and have the best possible quality of life at all ages). The program maximizes federal resources while reducing unnecessary costs in higher levels of care. With one of the lowest levels of nursing facility utilization in the country, Oregon is at the forefront of using community-based care as a core alternative to nursing facilities. With ongoing support, Oregon can meet the target of serving 90 percent of the publicly funded long-term care caseload in-home and community-based care in the next ten years (up from 86 percent).

Program Performance

A key goal of the Oregon Department of Human Services (ODHS) is that people are safe and living as independently as possible. ODHS currently measures this goal based on the percentage of individuals living in their own homes in lieu of a licensed care facility, as well as the percentage of individuals who move to a less restrictive service settings such as community-based care. As of May 2020, ODHS served 12,312 individuals in community-based care, compared to 4,433 in nursing facilities.

Community-based care service plans have been proven to be a cost-effective alternative to nursing facility care. Costs range by facility type and assessed need of the individual. The monthly average cost by setting is:

- AFHs: \$3,930
- RCFs: \$2,280
- RCFs (Specialized, including Memory Care): \$5,270
- ALFs: \$2,760

The cost of similar services provided in a nursing facility exceeds \$10,575 per month.

Enabling Legislation/Program Authorization

Community-based care is operated under a variety of Medicaid home and community-based options. The newest mechanism is the 1915(k) State Plan Option or, “K plan.” Through the K plan the state provides services that substitute for

nursing facility services, the mandated benefit for Medicaid eligible individuals. The K plan provides an enhanced federal match allowing the state to draw down additional federal funds to support the Medicaid program. Additionally, ORS 410 and ORS 443 provide statutory policy and structure to the services offered.

Funding Streams

Community-based care services are funded through the Medicaid program. Therefore, the federal government pays approximately 67 percent and the state pays 33 percent. There is a small amount of funding from the estates of former recipients. When a Medicaid recipient passes away, the state is required by federal law to recover money spent for the individual's care from the recipient's estate. These funds are reinvested in services for other individuals, offsetting the need for general funds.

Funding Justification and Significant Changes to CSL

The Governor's Budget proposes investments as follows:

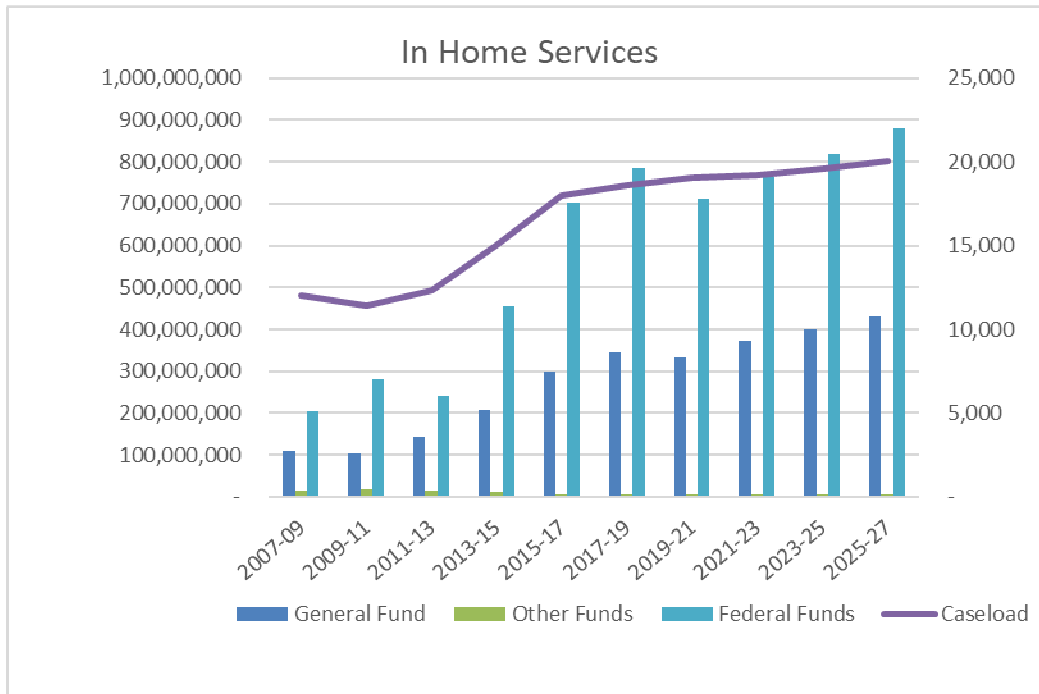
- Adds funding for Virtual Visits and Technology Supports to Improve Care and Socialization for Seniors-support.

The Governor's Budget proposes reductions as follows:

- Reduces inflation funding for the full 24 months.
- Assumes continuation of enhanced FMAP savings related to the COVID-19 pandemic for the first quarter. This type of reduction does not impact programs or services, it is only a reduction to the General Fund while an increase to the Federal Funds occurs resulting in \$0 Total Fund impact.

Oregon Department of Human Services: Medicaid Long-Term Care In-Home Services

Primary Long-Term Focus Area: Safer, Healthier Communities
 Secondary Long-Term Focus Area:
 Program Contact: Mike McCormick



In the 13-15 biennium, in-home agency and personal care budgets were moved from 'other services' to In-Home care for reporting purposes.

Program Overview

In-home services are the least restrictive service offered in Oregon’s long-term care continuum. This program funds Medicaid long-term care services to seniors and people with disabilities in their own homes. Individuals are eligible to receive the same services in a nursing facility. In 2013, Oregon added a new Medicaid, 1915(k) State Plan Option, or “K plan,” that provides additional flexibility and federal funds. Approximately 53 percent of individuals served in Oregon’s long-term care system are served in their own homes. In-home services offer an opportunity to provide individualized care in a respectful, sensitive, and inclusive manner to Oregonians from a variety of diverse backgrounds.

Program Funding Request

APD In Home Care				
	GF	OF	FF	TF
19-21 LAB	\$ 334,113,299	\$ 4,197,619	\$ 712,695,791	\$ 1,051,006,709
21-23 GB	\$ 372,790,972	\$ 4,197,619	\$ 762,773,343	\$ 1,139,761,934
Difference	\$ 38,677,673	\$ -	\$ 50,077,552	\$ 88,755,225
% Difference	11.6%	0.0%	7.0%	8.4%

Program Description

This cost-effective program enables eligible low-income seniors and people with disabilities to remain in their own homes and established communities. Individuals from culturally diverse backgrounds benefit from this program that provides enhanced independence, health, safety, and quality of life. Oregon’s model of long-term care is referred to as a social model, distinctly different from a medical model of care. Social models of care focus on client autonomy, respect, choice, and individualized care planning. Individuals are viewed holistically, provided supports that enhance independence, dignity, and respect.

Eligibility for services is based upon a combination of financial criteria and service needs. An individual’s service needs are calculated as a “service priority level” which ranges from 1 (highest need) to 18 (lowest need). In the 2003 budget crisis, funding to serve individuals with service priority levels 14 through 17 was eliminated (SPL 18 was not funded at that time). These levels remain unfunded through Medicaid; however, some (not all) of the needs can be met for these individuals through Older Americans Act and Oregon Project Independence programs.

In-home supports include necessary assistance with activities of daily living (walking, transferring, eating, dressing, grooming, bathing, hygiene, toileting, and cognition) and instrumental activities of daily living (meal preparation, housekeeping, laundry, shopping, medication, and oxygen management). Assistance ranges from several hours per week to 24 hours per day. Without these supports, more than 19,000 individuals would likely receive services in a more costly nursing facility. Oregon provides a variety of in-home service options available to individuals based on preference, choice, and cost-effectiveness.

Consumer-Employed Provider Program

Individuals participating in this program receive services from homecare workers. The in-home recipient is considered the employer and is empowered and responsible to hire, train, supervise, track hours worked, address performance deficiencies, and discharge providers. Homecare workers are paid a set rate established through collective bargaining, which the State pays on the individual's behalf. The Oregon Home Care Commission establishes homecare worker enrollment standards and training for homecare workers, both of which contribute to the quality of in-home services. APD is forecasted to serve approximately 20,000 individuals in this program in the 2021-2023 biennium.

Independent Choices Program

This program is a 1915(j) State Plan Option and allows individuals to exercise more decision-making authority in identifying, accessing, managing, and purchasing goods and services that enhance independence, dignity, choice, and well-being. This option is popular among individuals who wish to take complete control over the planning, budget and provision of services. In the Independent Choices Program, the cost of the established service plan is "cashed-out" and deposited into the eligible individual's dedicated Independent Choices Program checking account. The individual then pays providers directly based on an individually negotiated rate. Participants have the flexibility to use a portion of the funds to purchase goods that enhance their independence and are unavailable through the medical plan, such as a wheelchair lift for a vehicle or a wheelchair ramp for their home. The State performs periodic monitoring with an emphasis on to ensure that the funds are used to meet the individual's service needs and that funds are used appropriately. APD is forecasted to serve approximately 600 individuals in this program in the 2021-2023 biennium.

Specialized Living Services

These services are designed to serve a specific special-needs consumer base, such as those with traumatic brain injuries or quadriplegia who would otherwise require 24-hour care. The services are provided through contracts with qualified vendors who provide specialized, shared-attendant services to individuals living in their own homes or apartments. APD is forecasted to serve approximately 200 individuals in this program in the 2017-2019 biennium.

Cost Drivers

The major cost drivers of the in-home services program are the current number of eligible individuals, their level of needed assistance, the length of time receiving services, and the growing population of those requiring services. The population served is much different than it was 30 years ago when Oregon first received a waiver to allow in-home services. With the advancement of medical technology and treatment options, individuals are living longer with chronic disease and significant disabilities. Another major cost driver is the provision of wages and benefits for homecare workers tied to collective bargaining. This includes set wages, paid time off, workers' compensations premiums, unemployment insurance, and other benefits.

Program Justification and Link to Focus Areas

In-home services link to the Safer, Healthier Communities focus area. In the early 1980s, Oregon was the first state awarded a Medicaid 1915(c) Home and Community-Based Services waiver from the Centers for Medicare and Medicaid Services, which allowed Oregon to serve individuals in their homes and communities. In 2013, Oregon added a new, 1915(k) State Plan Option, or "K plan," that provides additional flexibility and funds. In an independent study conducted by AARP, Oregon received an overall ranking of 4th out of 50 states in terms of choice of settings and providers, quality of life and quality of care, and effective transitions from nursing facilities back into the community. Across the nation, Oregon continues to be a leader for serving individuals in their own homes.

The program empowers individuals to direct their own services and make choices that enhance their quality of life, live with dignity, and remain as independent as possible. Health and safety are maintained through the provision of necessary assistance with activities of daily living and instrumental activities of daily living. Consistent provision of services, including medication management and the preparation of nutritious meals, delays or diverts an individual's entry into more costly care settings.

Program Performance

A key goal of the Oregon Department of Human Services (ODHS) is that people are safe and living as independently as possible. OO currently measures this goal based on the percentage of individuals living in their own homes in lieu of a licensed care facility, as well as the percentage of individuals who move to a less restrictive service setting.

Enabling Legislation/Program Authorization

Medicaid is an entitlement program that was enacted in 1965 under Title XIX of the Social Security Act. Eligible individuals have the right to receive long-term care services in a nursing facility. While states are not required to participate in Medicaid, they must follow Medicaid rules to receive federal matching funds. Oregon's Long-Term Care system operates under a variety of Medicaid options which allows long-term care services to be provided in home and community-based settings, more cost effective than the required nursing facility service.

Funding Streams

In-home services are funded through the Medicaid program. Therefore, the federal government pays approximately 67 percent and the state pays 33 percent. There is a small amount of funding from the estates of former recipients. When a Medicaid recipient passes away, ODHS is required by federal law to recover money spent for the individual's care from the recipient's estate. These funds are reinvested in services for other individuals, offsetting the need for general funds.

Funding Justification and Significant Changes to CSL

The Governor's Budget proposes investments as follows:

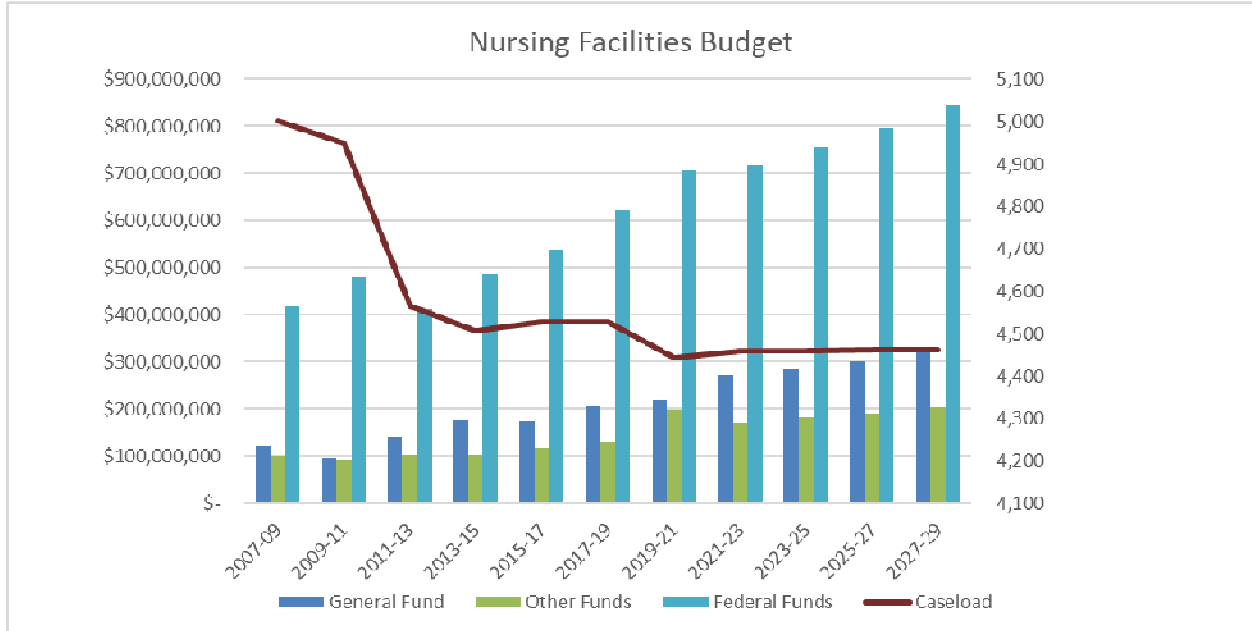
- Virtual Visits and Technology Supports to Improve Care and Socialization for Seniors-support in-home caregivers

The Governor's Budget proposes reductions as follows:

- Reduces inflation funding for the full 24 months.
- Assumes continuation of enhanced FMAP savings related to the COVID-19 pandemic for the first quarter. This type of reduction does not impact programs or services, it is only a reduction to the General Fund while an increase to the Federal Funds occurs resulting in \$0 Total Fund impact.

Oregon Department of Human Services: Medicaid Long-Term Care Nursing Facilities

Primary Long-Term Focus Area: Safer, Healthier Communities
 Secondary Long-Term Focus Area:
 Program Contact: Mike McCormick



Caseload has shifted toward an overall downward trend as more and more individuals choose to receive long-term care services in a home or community-based setting.

Program Overview

Nursing facility services are the institutional option available in Oregon’s long-term care continuum, which also consists of in-home and community-based care. Nursing facilities are generally considered the most restrictive setting of the three options offered; however, this program is important for individuals with the highest levels of acuity and is a mandated federal benefit under the Medicaid program. Nursing facility services are the guaranteed benefit (entitlement) by federal law for individual who meet nursing facility level of care criteria set by the state.

Program Funding Request

APD Nursing Facilities				
	General Fund	Other Fund	Federal Fund	Total Funds
19-21 LAB	\$220,164,090	\$198,115,292	\$706,734,135	\$1,125,013,517
21-23 GB	\$271,551,412	\$173,130,565	\$717,326,230	\$1,162,008,207
Difference	\$51,387,322	-\$24,984,727	\$10,592,095	\$36,994,690
% Difference	23.34%	-12.61%	1.50%	3.29%

Program Description

Nursing facilities are most appropriate for people with high acuity needs requiring 24-hour medical oversight and a protective/structured setting. They offer short-term care for individuals who need rehabilitation services or 24-hour nursing. They may be appropriate for a limited number of individuals who need long-term care due to permanent health problems too complex or serious for in-home or community-based care settings.

Nursing facility rates cover basic, complex, pediatric, enhanced care, and post-hospital extended care. Services vary in nursing care facilities, but generally consist of the following:

- Medical treatment prescribed by a doctor;
- Physical, speech, and occupational therapy;
- Assistance with personal care activities such as eating, walking, bathing, and using the toilet (custodial care); and
- Social services.

Oregon currently has 129 licensed nursing facilities with 10,731 licensed beds, a continued decrease in both since the 2017 Legislative Session. These facilities have approximately 2.3 million annual resident days, of which nearly 70 percent are Medicaid clients. The majority of residents were admitted directly from acute care hospitals with a very small percentage from home.

Payer	Long-Term Care – Nursing Facility
Medicare	14.03%
Medicaid	70.81
Private Pay	15.16%

There has been a significant increase in the number and percentage of Medicaid consumers receiving services. There has been a significant increase in revenue coming from Medicaid in the last biennium. It is now 70.81% of NF revenue compared to 61% previously.

The main cost drivers are low census in nursing facilities, the length of stay in a nursing facility, and the steady increase in the daily reimbursement rate. The nursing facility reimbursement rate is tied to the provider assessment statute. The current nursing facility reimbursement rate is \$357.73 per resident per day, and the provider assessment rate is \$27.28. In the 2021-2023 biennium, the provider assessment is expected to account for approximately \$142.2 million of \$3.6 billion in total APD program expenditures.

Program Justification and Link to Focus Areas

Nursing facility services link to the Safer, Healthier Communities focus area. Though nursing facility level of care is a guaranteed benefit, Oregon has been the national leader in creating cost-effective alternatives that meet people’s needs in their homes and other community settings, such as assisted living facilities, in-home care, retirement communities, residential care, and adult foster homes. Oregon continues to work closely with individuals and their families to offer the full array of community-based services. The new State Plan Authority approved by the Centers for Medicare and Medicaid Services in July 2013 provides Medicaid-funded resources to assist individuals in transitioning from nursing facilities.

Nursing facilities are an important service in our continuum, meeting the needs of some individuals with higher acuity levels; however, ODHS still believes there are opportunities to decrease its usage. Oregon continues to highlight, strengthen, and encourage the use of community-based care facilities instead of nursing facilities. ODHS has established a goal of decreasing the percentage of long-term care recipients utilizing nursing facility services to 10 percent. As of May 2020, the

percentage of long-term care recipients utilizing nursing facilities services is 12.4 percent.

Program Performance

Nursing facilities are heavily regulated by the federal government and are licensed and routinely monitored by the state. The state establishes requirements for nursing facilities that promote quality of care and maximization of personal choice and independence for residents.

ODHS remains diligent in diverting and relocating people who receive Medicaid-funded long-term care services from nursing facilities into home or community settings. One-way performance is measured in this program is by the occupancy percentage of nursing facilities. Oregon has the lowest occupancy in the nation at 64 percent compared with the national average of 82 percent.

Enabling Legislation/Program Authorization

Medicaid is an entitlement program that was enacted in 1965 under Title XIX of the Social Security Act. While states are not required to participate in Medicaid, in order to receive federal matching funds states must follow the Medicaid rules. Oregon's long-term care system operates under Medicaid state plan authority. All clients qualify for nursing facility care have the choice of receiving care in other settings such as in-home or in community-based care settings.

Oregon's nursing facility reimbursement rate and accompanying provider assessment authorization is promulgated in ORS 409.736. The 2013 Legislative Assembly reauthorized the provider assessment through 2020.

Funding Streams

Nursing facility services are funded through the Medicaid program; therefore, the federal government pays approximately 61 percent with the remaining 39 percent being split between state general funds and provider taxes. In the 2019-2021 biennium, provider taxes from nursing facilities are expected to total \$136.9 million There is \$28.2 million in biennial funding from the estates of former recipients. When a Medicaid recipient passes away, the state is required by federal law to recover expenditures for the individual's care from the recipient's estate.

These funds are reinvested in services for other individuals, offsetting the need for general fund.

Funding Justification and Significant Changes to CSL

PACKAGE NO. 125	PACKAGE TITLE: EAU Business Process Change/Prog Integrity				
GENERAL FUND	OTHER FUNDS	FEDERAL FUNDS	TOTAL FUNDS	POSITIONS	FTE
-\$748,860	\$748,860	\$0	\$0	0	0.00
PACKAGE DESCRIPTION The primary objective of the policy package is to increase estate recovery efforts for reinvestment in DHS programs and to improve integrity to DHS programs through increased communication, recovery, productivity, accuracy and efficiency. Additional revenue for DHS will be provided to the Adults and People with Disabilities (APD) Programs. The funding request above is part of POP 125 request which is also in Shared/SAEC services.					

The Governor’s Budget proposes the following reduction:

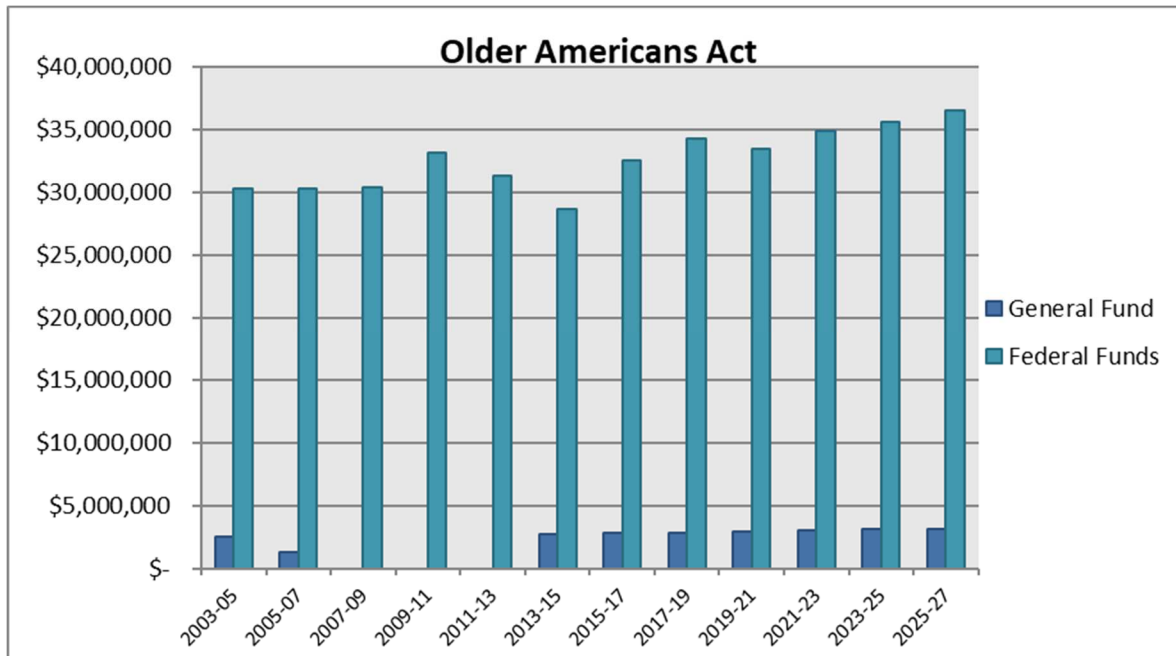
- Assumes continuation of enhanced FMAP savings related to the COVID-19 pandemic for the first quarter. This type of reduction does not impact programs or services, it is only a reduction to the General Fund while an increase to the Federal Funds occurs resulting in \$0 Total Fund impact.

Oregon Department of Human Services: Older Americans Act

Primary Long-Term Focus Area: Safer, Healthier Communities

Secondary Outcome Area:

Program Contact: Mike McCormick



Older Americans Act funding comes primarily from the federal government. In 2019, OAA funding helped serve nearly 213,000 Oregonians.

Program Overview

Services and supports available to individuals under the Older Americans Act (OAA) provide vital assistance designed to prevent or delay entry into Medicaid-funded long-term care such as In-Home or 24-hour residential services. The OAA is a Federal law that set out a national aging network structure consisting of the U.S. Administration on Aging (AoA) now part of the Administration for Community Living, State Units on Aging (ODHS/Aging and People with Disabilities program), and Area Agencies on Aging (AAAs). The OAA authorizes funding and services through this network to serve older individuals in their homes and communities, through local entities. All individuals, aged 60 or older, regardless of income are eligible to receive services but the programs are targeted

towards those in greatest social or economic need. A specific focus on how to better serve diverse populations of older adults across race/ethnicity, sexual orientation, gender, veteran status, and other intersecting categories are essential with the continually changing demographics of Oregon.

Program Funding Request

APD Older Americans Act				
	GF	OF	FF	TF
19-21 LAB	\$2,877,112	\$0	\$33,427,805	\$36,304,917
21-23 GB	\$3,000,828	\$0	\$34,865,201	\$37,866,029
Difference	\$123,716	\$0	\$1,437,396	\$1,561,112
% Difference	4.30%		4.30%	4.30%

Program Description

Older Americans Act services are administered entirely by 16 local Area Agencies on Aging. To qualify for OAA supported services an individual must meet the following criteria:

- Be 60 years of age or older;
- Be a caregiver of someone 60 years of age or older (or younger if the person is diagnosed with Alzheimer’s Disease or related dementia) or an older relative caring for a child 18 year of age or younger or an individual with disabilities age 18 or older; or
- Be 55 or older and have an adjusted income at or below 125 percent of Federal Poverty Level for the Senior Community Service Employment Program (Title V).

Please Note: There is no income or asset/resource criteria for eligibility, except for the Senior Community Service Employment Program (Title V).

The Older Americans Act authorizes services and funding by title

Title III

Supportive Services - Provides assistance to maintain independence through assisted transportation, information and referral/assistance, in-home care, adult day care, chore services, home modification and other housing help, legal assistance,

mental health outreach, and assistive devices. Title III also partially funds Oregon's Aging and Disability Resource Connection (ADRC), which provides unbiased information, referral, and options counseling for individuals (consumers, family members, caregivers) needing long-term services and supports.

Nutrition Services - In order to reduce hunger and food insecurity and promote socialization, health, and well-being the Act authorizes both home-delivered (commonly known as Meals on Wheels) and congregate (community setting, senior center, community center, etc.) meals programs. The Act also requires nutrition education and counseling.

Services Incentive Program (NSIP) - Supplements funding authorized under Title III for food used in meals served under the Older Americans Act. States receive an allocation based on the number of meals served under the OAA in the state in proportion to the total number of meals served by all states.

Preventive Health Services - Authorizes evidence-based programs that promote healthy lifestyles through physical activity, appropriate diet and nutrition and self-management of chronic health conditions.

National Family Caregiver Support Program - Provides individual and group options counseling, training, and respite care for family members and friends who are primary caregivers to seniors. This program also provides support to older relatives and raising grandchildren.

Title V

Senior Community Service Employment Program (SCSEP) – Authorizes a community service and work-based training program for older workers that provides subsidized, service-based training for low-income persons 55 or older who are unemployed and have poor employment prospects. Participants are paid minimum wage for approximately 20 hours per week while they develop valuable skills and connections to help them find and keep jobs in their communities. Title V funding is awarded to ODHS/APD from the U.S. Department of Labor and is competitively sub-granted to a qualified job training organization.

Title VII

Elder Rights Services - Provides a focus on the physical, mental, emotional and financial well-being of older Americans. Services include pension counseling, legal assistance, and elder abuse prevention education.

Ombudsman Program - Establishes an Office of the State Long-Term Care Ombudsman program to identify, investigate, and resolve complaints made by or on behalf of residents of licensed care facilities (nursing homes, assisted living, and adult foster homes) and promote system changes that will improve the quality of life and care for residents. The allocation for this program is 100 percent passed through to the Office of the Long-Term Care Ombudsman, a separate state agency from APD.

OAA Funding

OAA funding is granted to each State Unit on Aging (ODHS/APD) based on a population formula. The State Unit on Aging sub-grants Title III funds to Oregon's 16 designated Area Agencies on Aging (AAA) based on a state population formula. The AAAs work with their local communities to assess and develop a menu of services that meet the needs of older adults in their planning and service area. Subsequently, the AAA submits an Area Plan to the State describing the delivery of OAA services in their communities; this is basis for the funding agreement between the AAA and ODHS/APD.

Program Justification and Link to Focus Areas

OAA program services contribute to the Safer, Healthier Communities goal. The OAA, in partnership with providers and clients, provides vital support for older adults who are at significant risk of losing their independence by providing food, job training/opportunities, social support, transportation, chronic disease self-management and fall prevention.

Annual State Program reports are submitted to the Administration on Community Living, consisting of service unit data and client demographics. Evidence-based programs supported by the preventive health services funding under Title III have provided an opportunity to demonstrate health care cost-saving based on the research supporting the programs. The Senior Community Service Employment

Program tracks six performance measures each year including employment and retention. Performance standards and measures have recently been established for the Aging and Disability Resource Connections Program and will be tracked appropriately.

Program Performance

- **Number of people served/items produced**
OAA data reporting requires AAAs to capture identifiable unduplicated clients who receive “registered services” and an estimated number of clients receiving “non-registered services.” Registered services include personal care, home care, chore, meals, day care, case management, assisted transportation, caregiver, and nutrition counseling. Non-registered services include but are not limited to information and assistance, health promotion programs, group education, etc. The AAAs served approximately 213,000 distinct individuals in state fiscal year 2019.
- **Quality of the services provided**
Program standards have been established for the major services and annual program monitoring is conducted.
- **Timeliness of services provided**
The Family Caregiver Support Program of the OAA is the only service area that consistently encounters wait lists.
- **Cost per service unit**
Varies depending on the level of community support, the OAA funding on average supports about one-third of the cost of service. Further funding comes from local governments, donations, and fundraising.

Enabling Legislation/Program Authorization

Federal Law: 45 CFR, Part 1321.

Funding Streams

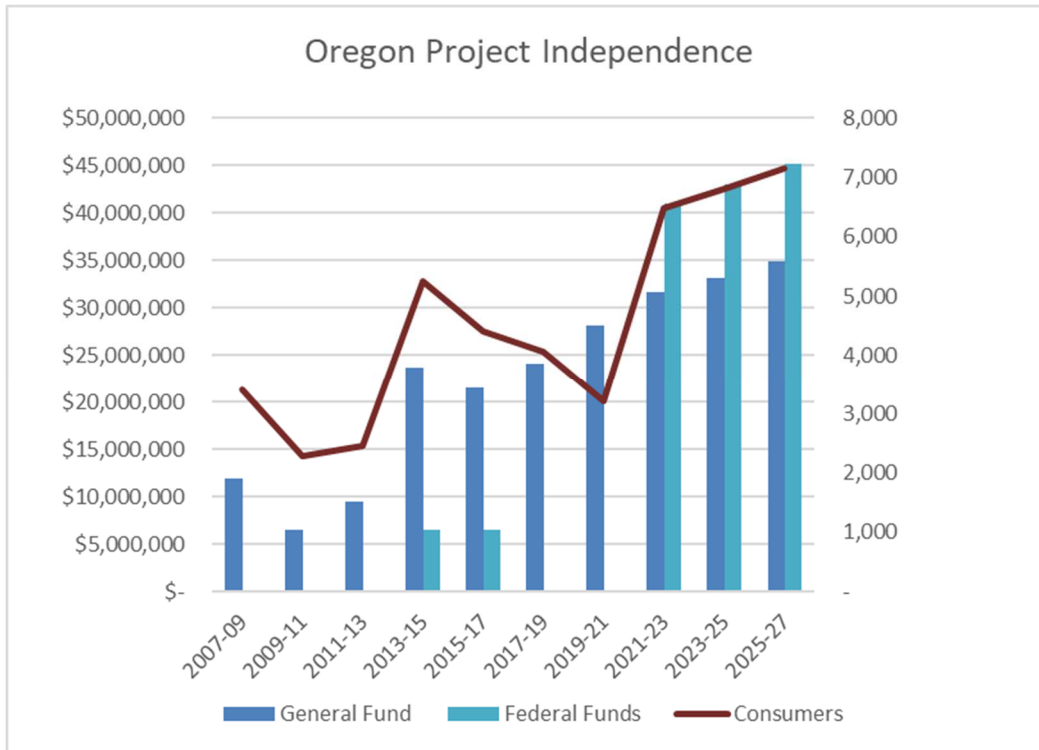
OAA funds are 100 percent federal. The law has a required Maintenance of Effort and state match of \$5 million per biennium, which is met with state funding authorized for the Oregon Project Independence Program (ORS 410.410 to 410.480). OAA funding was never intended nor does it fully fund services. Each dollar of OAA funding is leveraged with \$2 of state and local funds, participant donations, and community fundraising. Additionally, the services are enhanced with the in-kind support of volunteers, donated community space and equipment, etc.

Funding Justification and Significant Changes to CSL

N/A

Oregon Department of Human Services: Oregon Project Independence

Primary Long-Term Focus Area: Safer, Healthier Communities
 Secondary Long-Term Focus Area:
 Program Contact: Mike McCormick



Program Overview

Oregon Project Independence (OPI) provides preventive and in-home services and supports to a diverse population of eligible individuals to reduce the risk of out-of-home placement and promote self-determination. This program optimizes eligible individuals’ personal and community support resources to prevent or delay spend down to Medicaid-funded long-term care.

Program Funding Request

APD Oregon Project Independence				
	GF	OF	FF	TF
19-21 LAB	\$28,106,710	\$0	\$0	\$28,106,710
21-23 GB	\$29,315,299	\$0	\$34,805,145	\$64,120,444
Difference	\$1,208,589	\$0	\$34,805,145	\$36,013,734
% Difference	4.30%			128.13%

Program Description

Oregon Project Independence (OPI) is a state-funded program offering in-home services and related supports to a diverse population of Oregonians. ODHS/APD strives to deliver in-home services in a culturally and linguistically appropriate manner. OPI provides essential services such as personal care, homecare and chore assistance, adult day care, service coordination, registered nursing (teaching/delegation of nursing tasks to caregivers), case management and home-delivered meals. This program complements services provided under the Older Americans Act.

Traditionally, OPI has served individuals who are 60 years of age or older who are assessed as needing assistance with activities of daily living (eating, dressing/grooming, bathing/personal hygiene, mobility, elimination, and cognition) and/or instrumental activities of daily living (housekeeping, shopping, transportation, medication management and meal preparation) and are not receiving Medicaid. Also, individuals under age 60 who have been diagnosed with Alzheimer’s disease or a related disorder are also eligible. The program was expanded by the 2005 Oregon Legislature to include younger adults with disabilities and recently \$6 million to continue funding for a pilot program has been made available to support this limited expansion.

There are neither income nor resource requirements for eligibility; however, these factors are taken into consideration when assessing the individual’s risk of needing Medicaid long-term care. OPI clients do not pay a charge for the service coordination they receive. Services other than service coordination are provided at no cost to families with net incomes at or below 150 percent of the federal poverty level (FPL). Families with net incomes from 150 percent to 400 percent FPL pay a

fee toward services using a sliding scale based on income. Families with net incomes at or above 400 percent FPL pay the full cost of the services provided (other than service coordination).

A 2018 study conducted by Portland State University found:

- Half of all traditional OPI consumers were 78 years and older and half of all OPI-Expansion (OPI-E) (serving younger people with disabilities) consumers were 54 years and older.
- The majority of consumers in both traditional OPI and OPI-E are women.
- 84% of traditional OPI consumers and 80% of OPI-E consumers were non-Hispanic White.
- OPI consumers assessed needs are similar to Medicaid consumers though approximately 26% would not meet Medicaid Service Priority Level eligibility.
- 71% of traditional OPI and 82% of OPI-E consumers have incomes that would qualify them for Medicaid.
- Most (at least 59%) have assets that disqualify them for Medicaid.

In a 2012 study of selected comparable clients, OPI clients used 24 percent of the hours that Medicaid clients used. The hourly rates are the same for homecare worker services in the two programs. Due to budget restrictions, the OPI program has capped the number of hours available to each client. In addition to meeting all assessed personal needs, Medicaid eligibility also provides individuals with comprehensive healthcare under the Oregon Health Plan (OHP). OPI clients do not access OHP so the state healthcare expenditures are \$0.

Oregon Project Independence services are delivered statewide through the network of 16 designated Area Agencies on Aging (AAAs). Administrative cost efficiencies have been realized in one area of the state where neighboring AAAs collaborated to jointly secure contracted services of a single in-home care agency. AAAs share these types of innovations and strategies.

Program Justification and Link to Focus Areas

OPI contributes to the Safer, Healthier Communities focus area and has a desired outcome to “decrease the number of older Oregonians that access Medicaid-funded long-term care.” AAAs are currently maintaining waiting lists of individuals who are eligible to be served by OPI. Annually, the “unable to serve” lists of

individuals will be evaluated to determine how many of these individuals accessed Medicaid-funded services while waiting to be served by OPI.

This program empowers individuals to direct their own services and make choices that enhance their quality of life, live with dignity, and remain as independent as possible. Health is maintained through the provision of necessary assistance with activities of daily living and instrumental activities of daily living.

Program Performance

APD recently conducted an analysis of the Return on Investment (ROI) for OPI. Nationally recognized researchers estimated that the estimate of OPI’s ROI is 3.8 to 1. For fiscal year 2016-17, they estimated, at a minimum, benefits totaled \$49.4 million and came at a cost of \$13.0 million.

Data on number of individuals accessing OPI over the last 20 years:

Biennium	Number of unique consumers
2001 - 2003	4,415
2003 - 2005	2,939
2005 - 2007	3,637
2007 - 2009	3,414
2009 - 2011	2,278
2011 - 2013	2,455
2013 - 2015	5,250
2015 - 2017	4,403
2017 - 2019	4,055
2019 - 2021*	3,213

**2019-2021 OPI unique consumers as of June 30, 2020*

Quality of the services provided

Personal and home-care services are delivered via licensed in-home care agencies or registered home care workers. Quality of care standards for in-home care agencies are set forth in licensing rules found in OAR Chapter 333, Division 536; compliance with licensing standards is monitored by the Health Care Licensing and Certification unit of the Public Health Division. Home Care Workers who provide services to OPI clients are required to be registered with the Home Care Commission and receive background checks and ongoing training.

Enabling Legislation/Program Authorization

OPI is authorized under Oregon law at ORS 410.410 to 410.480.

Funding Streams

Currently, OPI is comprised of state General Funds. Services are expanded through the utilization of program income generated from client cost sharing based on a sliding fee schedule. POP 103, the Expansion of OPI services, APD proposes to obtain federal matching funds for these programs through an 1115 Medicaid Demonstration project with the federal Centers for Medicare and Medicaid Services (CMS).

OPI serves as the required Maintenance of Effort (45 CFR Sec. 1321.49) and state match (45 CFR Sec. 1321.47) to receive federal funding under the Older Americans Act. At least \$5 million per biennium in state funds is needed to maintain the Maintenance of Effort and match requirements of the OAA.

Funding Justification, And Significant Changes to CSL

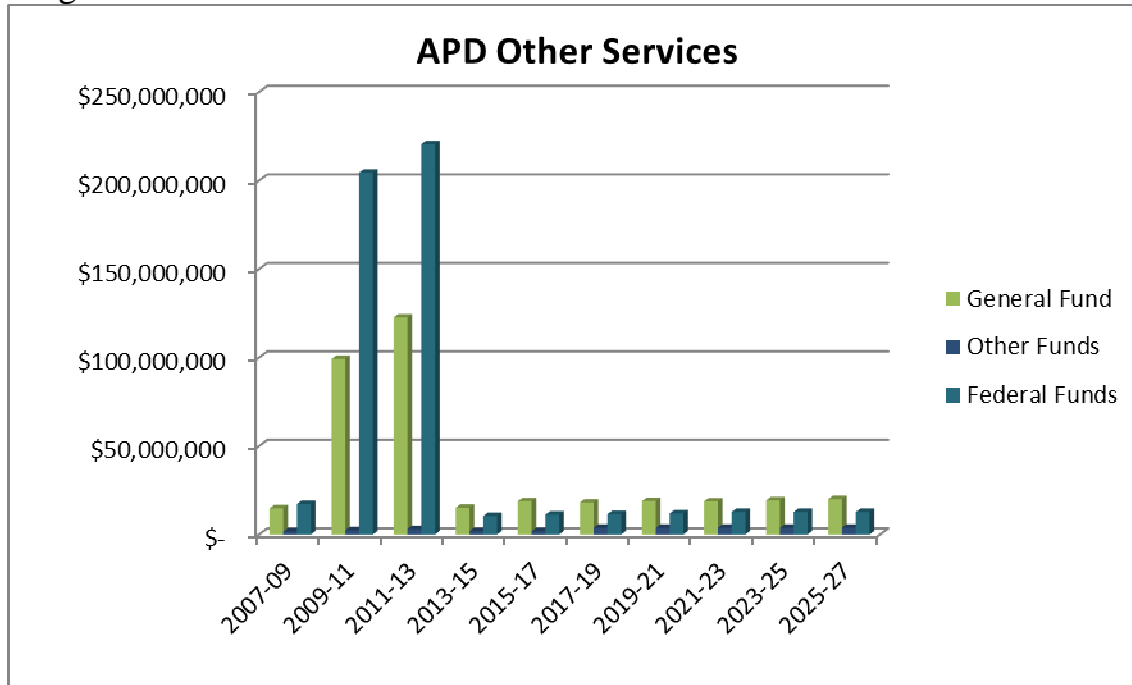
PACKAGE NO. 103	PACKAGE TITLE: OPIExpansion				
GENERAL FUND	OTHER FUNDS	FEDERAL FUNDS	TOTAL FUNDS	POSITIONS	FTE
\$0	\$0	\$34,805,145	\$34,805,145	0	0.00
PACKAGE DESCRIPTION This policy package would create a stable and sustainable program to assist consumers who need a lighter amount of supports through an expanded Oregon Project Independence (OPI) program, with the goal of helping these consumers remain independent while delaying or avoiding entry into the full Medicaid long term services and supports system.					

Oregon Department of Human Services: Other Services

Primary Long-Term Focus Area: Safer, Healthier Communities

Secondary Long-Term Focus Area:

Program Contact: Mike McCormick



Costs for 2009-2011 and 2011-2013 are higher due to the transfer of the funding for Medicare Part A and Medicare Part B buy-in programs from the Oregon Health Authority (OHA) to Aging and People with Disabilities (APD). These funding sources were transferred back to OHA in 2013-2015, but APD continues to administer the programs.

Program Overview

The other services category is dominated by federally mandated programs, such as the Medicare Buy-in and the Medicare Part D low-income subsidy programs, which help low-income Medicare beneficiaries meet their cost sharing requirements. This cost-effective investment ensures that Medicare remains in a first-payer position, thereby reducing or eliminating costs to the State’s Medicaid health programs (Oregon Health Plan). Other services also include programs that support individuals living as independently as possible in the community. For example, home-delivered meals provide a critical support to many individuals who otherwise may not be able to remain independent in their own home.

Program Funding Request

APD Other Services (excludes OPI and OAA)				
	GF	OF	FF	TF
19-21 LAB	18,851,214	3,821,204	11,892,353	34,564,771
21-23 GB	18,683,433	3,856,543	12,784,721	35,324,697
Difference	(167,781)	35,339	892,368	759,926
% Difference	-0.9%	0.9%	7.5%	2.2%

Program Description

Federal law requires states to provide payments for Medicare beneficiaries who meet specific income guidelines. APD helps consumers access this benefit. Medicare beneficiaries include individuals aged 65 or older and people with disabilities who have been receiving Social Security Disability payments for at least two years. The passage of the Medicare Improvements for Patients and Providers Act (MIPPA) of 2008 expanded the asset allowance and eliminated the estate recovery component of Medicare Savings Programs. These changes eliminated many of the barriers to the Medicare buy-in programs for a significant number of Oregonians.

Oregon is expected to serve more than 150,000 seniors and people with disabilities in the following programs:

- **State Medicare buy-in:** By purchasing Medicare Part B (which has a federally required premium) for individuals eligible for both Medicare and Medicaid (dual-eligibles), the Medicaid program pays for medical services (such as physician, radiology and laboratory services) only after Medicare has paid as primary payer.
- **Medicare savings programs:** Clients in these programs receive federally mandated assistance with their Medicare Part B premiums. Specified low-income Medicare beneficiaries and qualified individuals are those individuals who have income between 100 percent and 135 percent of the federal poverty level.

- **Qualified Medicare Beneficiaries:** Beneficiaries receive state assistance for the costs associated with the Medicare hospital benefit, Part A, and physician services, Part B, that would otherwise be required of them, including premiums, deductibles and co-payments. These clients have income equal to or less than 100 percent of the federal poverty level.
- **Medicare Part D:** Medicare Part D is the Medicare pharmacy benefit. All clients in the Medicare buy-in programs receive assistance from CMS with their Medicare Part D premiums and co-insurance amounts. Oregon pays a per-person monthly premium to Medicare for eligible clients.

In addition to those mandated programs, APD works to provide services that support individuals in their own home. These supports reduce reliance on nursing facilities and licensed community-based care while simultaneously improving quality of life and saving taxpayers' money. These programs provide supplemental services as needed to in-home clients and are not tracked as a separate caseload. These programs include:

- **Medicaid Adult Day Services:** Adult day services provide supervision for adults with functional or cognitive impairments who cannot be left alone for significant periods of times. Services may be provided for half or full days in stand-alone centers, hospitals, senior centers, and licensed care facilities.
- **Medicaid Home-Delivered Meals:** Home-delivered meals are provided for Medicaid eligible clients receiving in-home services who are homebound and unable to go to the congregate meal sites, such as senior centers, for meals. These programs generally provide a daily hot mid-day meal and often frozen meals for days of the week beyond the provider's delivery schedule.
- **Cash payments:** APD makes special-needs payments to reduce the need for more expensive long-term care payments and to allow a client to retain independence and mobility in a safe environment. Special needs payments may be used for such things as adapting a home's stairs into a ramp or repairing a broken furnace. Clients can also receive cash payments to help pay Medicare Part D prescription drug copays, payments for non-medical transportation, and a one-time emergency payment for an unexpected loss (such as stolen cash, a car repair or a broken appliance). The budget

supporting these payments meets the federal requirement for APD's maintenance of effort (MOE).

Program Justification and Link to Focus Areas

Other services are targeted supports that help Oregonians remain in the least restrictive setting possible. The Department strives to provide services in a respectful, culturally and linguistically appropriate manner. These services tie to Strategy 1 on changing how health care is delivered in Oregon by supporting efforts to increase home- and community-based care to 90 percent of the total Medicaid long-term care caseload. The Safer, Healthier Communities focus area also envisions an integrated system that these community supports will help realize.

These services allow individuals to receive services at the right time and in the right place. They maximize expenditures by using the federal portion of Medicaid funding to provide person-centered services when the person needs them. It ties directly to the desired outcome of Ensuring Financial Stability for the Long-Term Care Service Systems and Supports.

Other Services complement and enhance in-home service plans, contributing to overall cost-effectiveness and the sustainability of the plan. Other services not only have a positive impact on consumers, but also their natural support system (relatives/friends/neighbors), preventing burnout and the need for higher cost services.

Program Performance

In an independent study conducted by AARP in 2017, Oregon received an overall ranking of 4th out of 50 states in terms of choice of settings and providers, quality of life, quality of care, and effective transitions from nursing facilities back into the community. With approximately 53 percent of the Medicaid caseload served in their own homes, Oregon continues to rank in the highest percentile.

Enabling Legislation/Program Authorization

Services in this category are operated under both the Medicaid state plan options, including the "K plan" and Oregon's Home and Community Based Care 1915(c)

waiver. The state provides services that “waive” against nursing facility services, the mandated entitlement for Medicaid eligible individuals under Title XIX of the Social Security Act. Additionally, ORS 410 and ORS 443 provide statutory policy and structure to the services offered.

Funding Streams

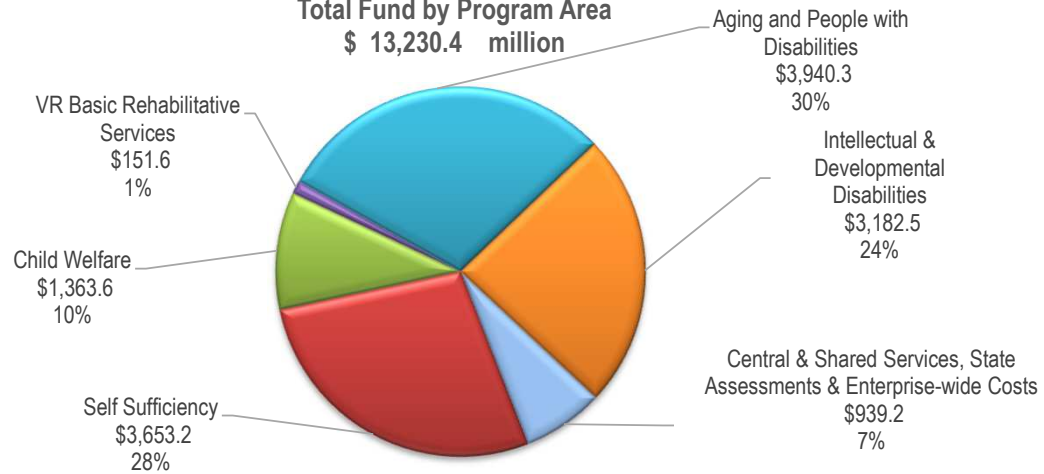
Other services are mostly funded through the Medicaid program; therefore, the federal government pays approximately 67 percent and the state pays 33 percent. There is a small amount of funding that is state general fund only, which serves to meet the state’s maintenance of effort requirements. Finally, there is a small amount of funding from the estates of former recipients. When a Medicaid recipient passes away, the state is required by federal law to recover money spent for the individual's care from the recipient's estate. These funds are reinvested in services for other individuals, offsetting the need for general funds.

Funding Justification and Significant Changes to 21-23 CSL

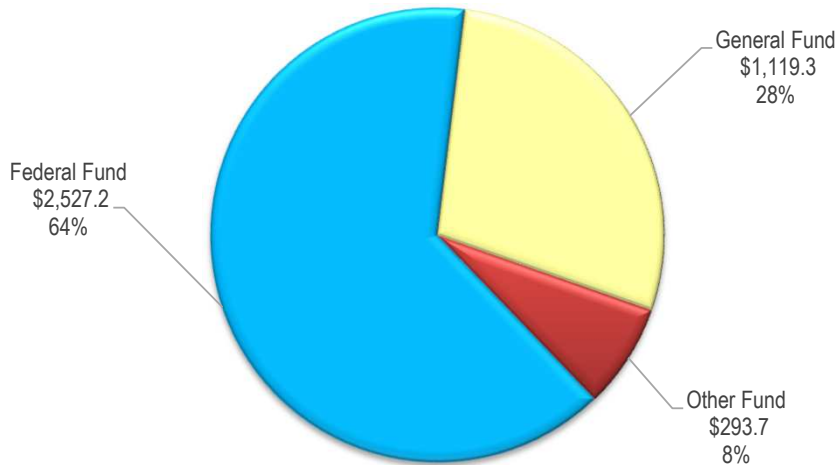
The Governor’s Budget proposes reductions as follows:

- Assumes continuation of enhanced FMAP savings related to the COVID-19 pandemic for the first quarter. This type of reduction does not impact programs or services, it is only a reduction to the General Fund while an increase to the Federal Funds occurs resulting in \$0 Total Fund impact.

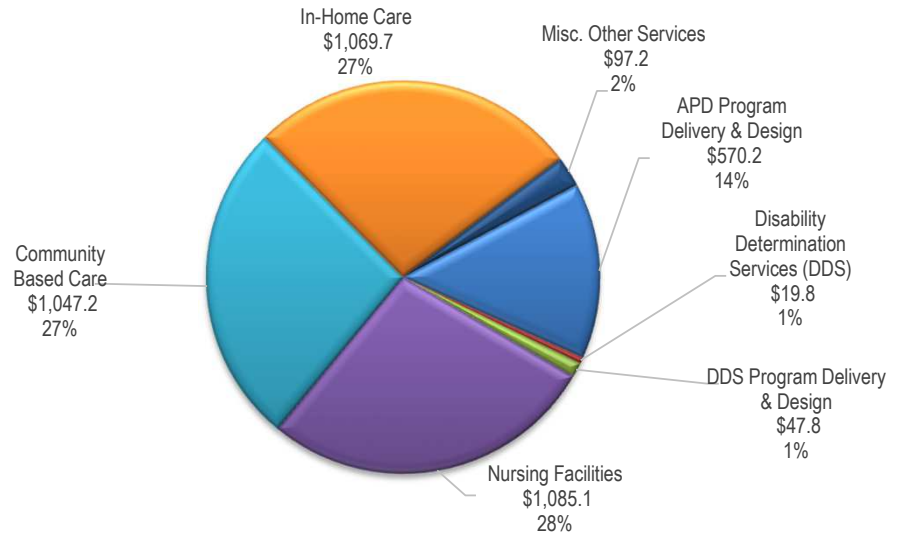
**Oregon Department of Human Services
2019-21 Legislatively Approved Budget
Total Fund by Program Area
\$ 13,230.4 million**

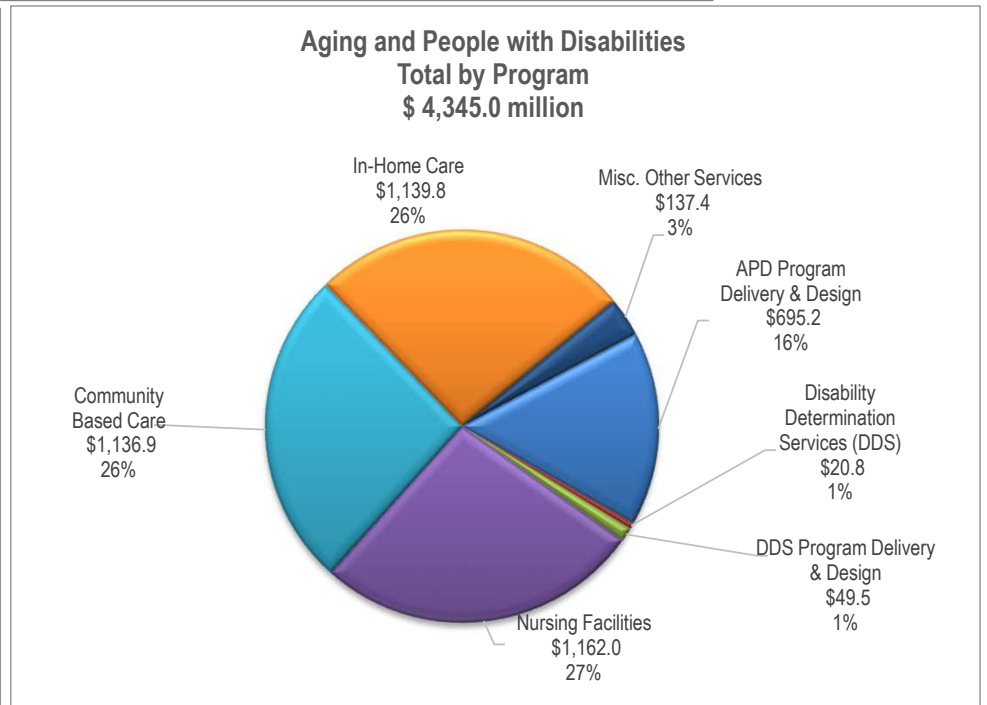
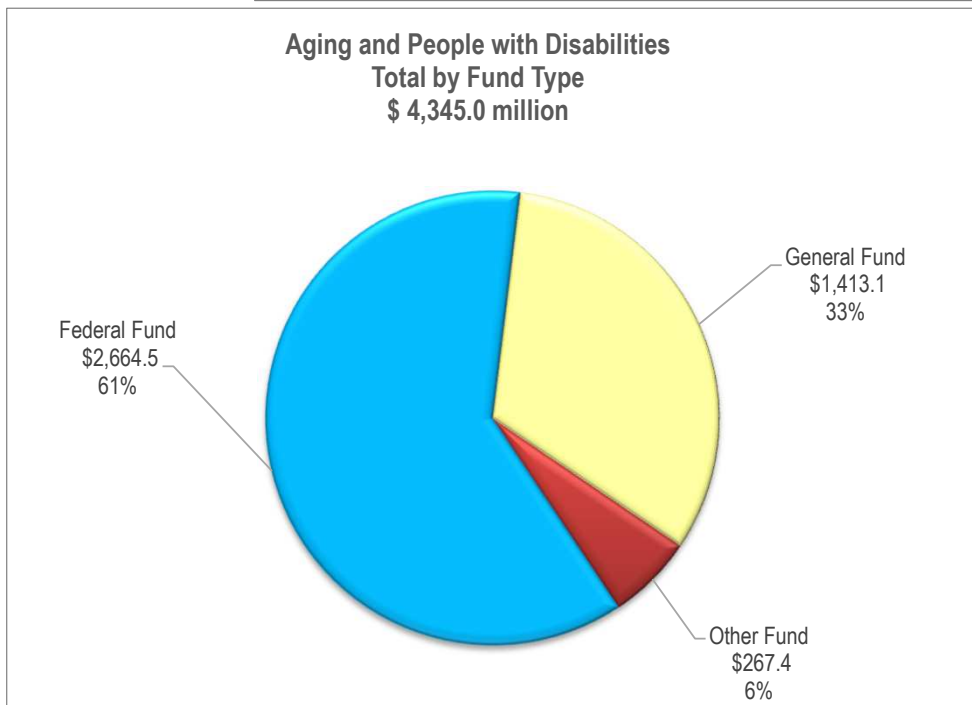
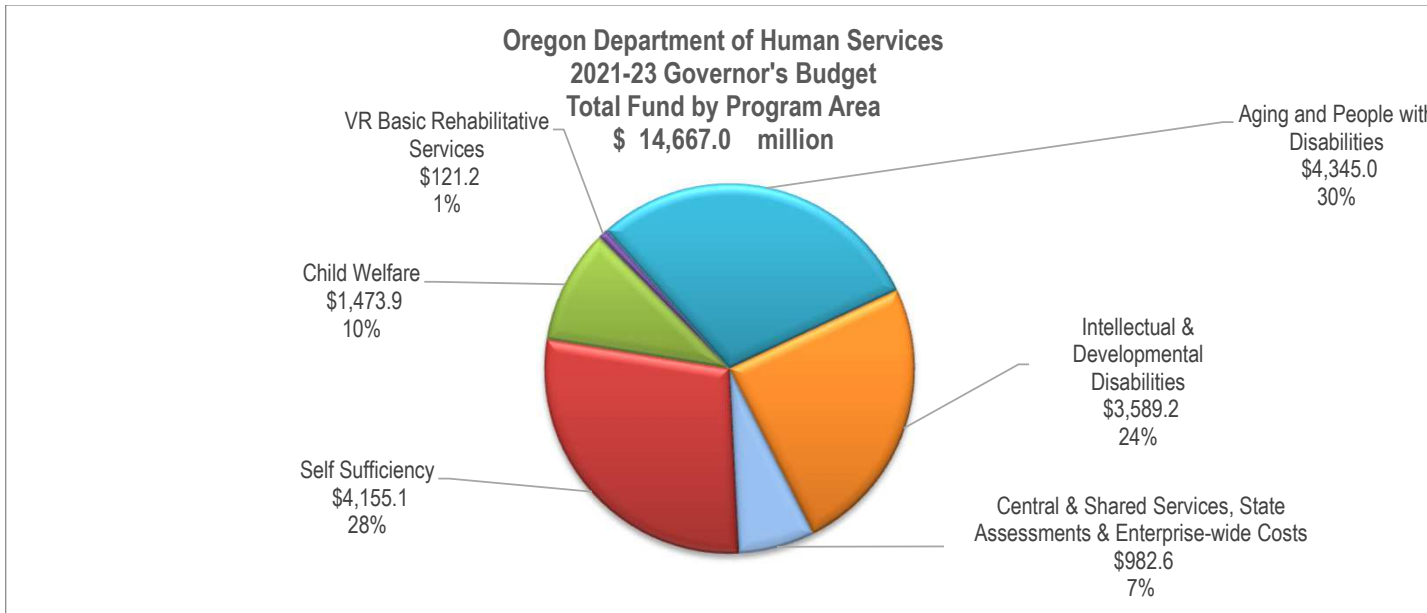


**Aging and People with Disabilities
Total by Fund Type
\$ 3,940.2 million**



**Aging and People with Disabilities
Total by Program
\$ 3,940.2 million**





DETAIL OF LOTTERY FUNDS, OTHER FUNDS, AND FEDERAL FUNDS REVENUE

Human Services, Dept. of
2021-23 Biennium

Agency Number: 10000

Cross Reference Number: 10000-060-08-00-00000

<i>Source</i>	2017-19 Actuals	2019-21 Leg Adopted Budget	2019-21 Leg Approved Budget	2021-23 Agency Request Budget	2021-23 Governor's Budget	2021-23 Leg. Adopted Budget
Other Funds						
Other Selective Taxes	122,274,698	144,221,140	144,221,140	149,242,048	149,242,048	-
Business Lic and Fees	8,200,104	1,234,017	1,234,017	1,234,017	1,234,017	-
Admin and Service Charges	37,259,532	-	-	-	-	-
Care of State Wards	23,926	-	-	-	-	-
Fines and Forfeitures	531,527	-	-	-	-	-
Interest Income	2,100,942	-	-	-	-	-
Other Revenues	35,549,794	103,986,245	103,986,245	87,087,727	115,493,177	-
Tsfr From Oregon Health Authority	334,865	-	-	-	-	-
Tsfr From Nursing, Bd of	1,371,526	1,399,261	1,399,261	1,413,254	1,413,254	-
Total Other Funds	\$207,646,914	\$250,840,663	\$250,840,663	\$238,977,046	\$267,382,496	-
Federal Funds						
Federal Funds	2,118,214,121	2,488,511,056	2,488,511,056	2,744,328,788	2,664,518,069	-
Tsfr To Consumer/Bus Svcs	(121,616)	-	-	-	-	-
Total Federal Funds	\$2,118,092,505	\$2,488,511,056	\$2,488,511,056	\$2,744,328,788	\$2,664,518,069	-

ESSENTIAL AND POLICY PACKAGE FISCAL IMPACT SUMMARY

Human Services, Dept. of
Pkg: 010 - Non-PICS Psnl Svc / Vacancy Factor

Cross Reference Name: Aging and People with Disabilities APD
Cross Reference Number: 10000-060-08-00-00000

<i>Description</i>	General Fund	Lottery Funds	Other Funds	Federal Funds	Nonlimited Other Funds	Nonlimited Federal Funds	All Funds
Revenues							
General Fund Appropriation	872,502	-	-	-	-	-	872,502
Other Revenues	-	-	29,665	-	-	-	29,665
Federal Funds	-	-	-	953,732	-	-	953,732
Total Revenues	\$872,502	-	\$29,665	\$953,732	-	-	\$1,855,899
Personal Services							
Temporary Appointments	204	-	6,292	4,781	-	-	11,277
Overtime Payments	310	-	2,742	9,291	-	-	12,343
Shift Differential	23	-	363	280	-	-	666
All Other Differential	7,600	-	5,777	39,639	-	-	53,016
Public Employees' Retire Cont	1,374	-	1,538	8,524	-	-	11,436
Pension Obligation Bond	904,413	-	19,450	902,219	-	-	1,826,082
Social Security Taxes	623	-	1,161	4,131	-	-	5,915
Vacancy Savings	(42,045)	-	(7,658)	(15,133)	-	-	(64,836)
Total Personal Services	\$872,502	-	\$29,665	\$953,732	-	-	\$1,855,899
Special Payments							
Dist to Individuals	-	-	-	-	-	-	-
Other Special Payments	-	-	-	-	-	-	-
Total Special Payments	-	-	-	-	-	-	-

ESSENTIAL AND POLICY PACKAGE FISCAL IMPACT SUMMARY

Human Services, Dept. of
Pkg: 010 - Non-PICS Psnl Svc / Vacancy Factor

Cross Reference Name: Aging and People with Disabilities APD
Cross Reference Number: 10000-060-08-00-00000

<i>Description</i>	General Fund	Lottery Funds	Other Funds	Federal Funds	Nonlimited Other Funds	Nonlimited Federal Funds	All Funds
Total Expenditures							
Total Expenditures	872,502	-	29,665	953,732	-	-	1,855,899
Total Expenditures	\$872,502	-	\$29,665	\$953,732	-	-	\$1,855,899
Ending Balance							
Ending Balance	-	-	-	-	-	-	-
Total Ending Balance	-	-	-	-	-	-	-

ESSENTIAL AND POLICY PACKAGE FISCAL IMPACT SUMMARY

Human Services, Dept. of
Pkg: 021 - Phase-in

Cross Reference Name: Aging and People with Disabilities APD
Cross Reference Number: 10000-060-08-00-00000

<i>Description</i>	General Fund	Lottery Funds	Other Funds	Federal Funds	Nonlimited Other Funds	Nonlimited Federal Funds	All Funds
Revenues							
General Fund Appropriation	17,732,546	-	-	-	-	-	17,732,546
Other Revenues	-	-	28,713	-	-	-	28,713
Federal Funds	-	-	-	29,672,695	-	-	29,672,695
Total Revenues	\$17,732,546	-	\$28,713	\$29,672,695	-	-	\$47,433,954
Services & Supplies							
Instate Travel	81,871	-	3,364	57,877	-	-	143,112
Employee Training	21,682	-	804	15,346	-	-	37,832
Office Expenses	150,269	-	5,560	105,764	-	-	261,593
Telecommunications	49,090	-	1,818	34,604	-	-	85,512
Agency Program Related S and S	447,465	-	16,660	303,345	-	-	767,470
Other Services and Supplies	13,661	-	507	9,582	-	-	23,750
Total Services & Supplies	\$764,038	-	\$28,713	\$526,518	-	-	\$1,319,269
Special Payments							
Dist to Other Gov Unit	4,320,528	-	-	4,320,528	-	-	8,641,056
Dist to Individuals	12,647,980	-	-	24,825,649	-	-	37,473,629
Total Special Payments	\$16,968,508	-	-	\$29,146,177	-	-	\$46,114,685
Total Expenditures							
Total Expenditures	17,732,546	-	28,713	29,672,695	-	-	47,433,954
Total Expenditures	\$17,732,546	-	\$28,713	\$29,672,695	-	-	\$47,433,954

ESSENTIAL AND POLICY PACKAGE FISCAL IMPACT SUMMARY

Human Services, Dept. of
Pkg: 021 - Phase-in

Cross Reference Name: Aging and People with Disabilities APD
Cross Reference Number: 10000-060-08-00-00000

<i>Description</i>	General Fund	Lottery Funds	Other Funds	Federal Funds	Nonlimited Other Funds	Nonlimited Federal Funds	All Funds
Ending Balance							
Ending Balance	-	-	-	-	-	-	-
Total Ending Balance	-	-	-	-	-	-	-

ESSENTIAL AND POLICY PACKAGE FISCAL IMPACT SUMMARY

Human Services, Dept. of
Pkg: 022 - Phase-out Pgm & One-time Costs

Cross Reference Name: Aging and People with Disabilities APD
Cross Reference Number: 10000-060-08-00-00000

<i>Description</i>	General Fund	Lottery Funds	Other Funds	Federal Funds	Nonlimited Other Funds	Nonlimited Federal Funds	All Funds
Revenues							
General Fund Appropriation	(5,779,016)	-	-	-	-	-	(5,779,016)
Other Revenues	-	-	(304,034)	-	-	-	(304,034)
Federal Funds	-	-	-	(77,714,731)	-	-	(77,714,731)
Total Revenues	(\$5,779,016)	-	(\$304,034)	(\$77,714,731)	-	-	(\$83,797,781)
Special Payments							
Dist to Individuals	(5,779,016)	-	(304,034)	(77,714,731)	-	-	(83,797,781)
Total Special Payments	(\$5,779,016)	-	(\$304,034)	(\$77,714,731)	-	-	(\$83,797,781)
Total Expenditures							
Total Expenditures	(5,779,016)	-	(304,034)	(77,714,731)	-	-	(83,797,781)
Total Expenditures	(\$5,779,016)	-	(\$304,034)	(\$77,714,731)	-	-	(\$83,797,781)
Ending Balance							
Ending Balance	-	-	-	-	-	-	-
Total Ending Balance	-	-	-	-	-	-	-

ESSENTIAL AND POLICY PACKAGE FISCAL IMPACT SUMMARY

Human Services, Dept. of
Pkg: 031 - Standard Inflation

Cross Reference Name: Aging and People with Disabilities APD
Cross Reference Number: 10000-060-08-00-00000

<i>Description</i>	General Fund	Lottery Funds	Other Funds	Federal Funds	Nonlimited Other Funds	Nonlimited Federal Funds	All Funds
Revenues							
General Fund Appropriation	46,559,436	-	-	-	-	-	46,559,436
Other Revenues	-	-	3,240,614	-	-	-	3,240,614
Federal Funds	-	-	-	97,110,306	-	-	97,110,306
Total Revenues	\$46,559,436	-	\$3,240,614	\$97,110,306	-	-	\$146,910,356

Services & Supplies

Instate Travel	99,865	-	2,580	134,841	-	-	237,286
Out of State Travel	3,184	-	335	4,292	-	-	7,811
Employee Training	34,553	-	338	32,623	-	-	67,514
Office Expenses	55,650	-	11,942	128,127	-	-	195,719
Telecommunications	44,358	-	860	54,015	-	-	99,233
Data Processing	5,160	-	3	11,865	-	-	17,028
Publicity and Publications	34,737	-	14,046	12,501	-	-	61,284
Professional Services	687,886	-	84,356	721,312	-	-	1,493,554
IT Professional Services	49,022	-	68,414	20,320	-	-	137,756
Attorney General	63,707	-	1,677	25,861	-	-	91,245
Employee Recruitment and Develop	90	-	-	331	-	-	421
Dues and Subscriptions	4,784	-	-	728	-	-	5,512
Facilities Rental and Taxes	1,275	-	2,884	1,922	-	-	6,081
Agency Program Related S and S	70,795	-	5,755	57,563	-	-	134,113
Other Services and Supplies	16,443	-	4,056	26,051	-	-	46,550
Expendable Prop 250 - 5000	16,886	-	164	14,144	-	-	31,194

ESSENTIAL AND POLICY PACKAGE FISCAL IMPACT SUMMARY

Human Services, Dept. of
Pkg: 031 - Standard Inflation

Cross Reference Name: Aging and People with Disabilities APD
Cross Reference Number: 10000-060-08-00-00000

<i>Description</i>	General Fund	Lottery Funds	Other Funds	Federal Funds	Nonlimited Other Funds	Nonlimited Federal Funds	All Funds
Services & Supplies							
IT Expendable Property	10,960	-	-	16,539	-	-	27,499
Total Services & Supplies	\$1,199,355	-	\$197,410	\$1,263,035	-	-	\$2,659,800
Special Payments							
Dist to Counties	44,238	-	3,185	1,278,805	-	-	1,326,228
Dist to Other Gov Unit	4,957,923	-	863,184	5,216,930	-	-	11,038,037
Dist to Non-Gov Units	6,001	-	-	-	-	-	6,001
Dist to Individuals	39,192,056	-	2,116,667	82,695,430	-	-	124,004,153
Loans Made - Other	-	-	-	-	-	-	-
Other Special Payments	1,152,938	-	-	6,476,633	-	-	7,629,571
Spc Pmt to Long Term Care Ombud	-	-	-	27,559	-	-	27,559
Spc Pmt to Justice, Dept of	-	-	-	65,522	-	-	65,522
Spc Pmt to Police, Dept of State	6,925	-	-	15,760	-	-	22,685
Spc Pmt to Nursing, Bd of	-	-	60,168	70,632	-	-	130,800
Total Special Payments	\$45,360,081	-	\$3,043,204	\$95,847,271	-	-	\$144,250,556
Total Expenditures							
Total Expenditures	46,559,436	-	3,240,614	97,110,306	-	-	146,910,356
Total Expenditures	\$46,559,436	-	\$3,240,614	\$97,110,306	-	-	\$146,910,356
Ending Balance							
Ending Balance	-	-	-	-	-	-	-
Total Ending Balance	-	-	-	-	-	-	-

ESSENTIAL AND POLICY PACKAGE FISCAL IMPACT SUMMARY

Human Services, Dept. of
Pkg: 032 - Above Standard Inflation

Cross Reference Name: Aging and People with Disabilities APD
Cross Reference Number: 10000-060-08-00-00000

<i>Description</i>	General Fund	Lottery Funds	Other Funds	Federal Funds	Nonlimited Other Funds	Nonlimited Federal Funds	All Funds
Revenues							
General Fund Appropriation	12,887,603	-	-	-	-	-	12,887,603
Federal Funds	-	-	-	29,697,865	-	-	29,697,865
Total Revenues	\$12,887,603	-	-	\$29,697,865	-	-	\$42,585,468
Special Payments							
Dist to Individuals	12,444,834	-	-	28,580,332	-	-	41,025,166
Other Special Payments	440,514	-	-	1,091,069	-	-	1,531,583
Spc Pmt to Justice, Dept of	-	-	-	21,333	-	-	21,333
Spc Pmt to Police, Dept of State	2,255	-	-	5,131	-	-	7,386
Total Special Payments	\$12,887,603	-	-	\$29,697,865	-	-	\$42,585,468
Total Expenditures							
Total Expenditures	12,887,603	-	-	29,697,865	-	-	42,585,468
Total Expenditures	\$12,887,603	-	-	\$29,697,865	-	-	\$42,585,468
Ending Balance							
Ending Balance	-	-	-	-	-	-	-
Total Ending Balance	-	-	-	-	-	-	-

ESSENTIAL AND POLICY PACKAGE FISCAL IMPACT SUMMARY

Human Services, Dept. of
Pkg: 033 - Exceptional Inflation

Cross Reference Name: Aging and People with Disabilities APD
Cross Reference Number: 10000-060-08-00-00000

<i>Description</i>	General Fund	Lottery Funds	Other Funds	Federal Funds	Nonlimited Other Funds	Nonlimited Federal Funds	All Funds
Revenues							
General Fund Appropriation	27,166,416	-	-	-	-	-	27,166,416
Federal Funds	-	-	-	51,964,764	-	-	51,964,764
Total Revenues	\$27,166,416	-	-	\$51,964,764	-	-	\$79,131,180
Special Payments							
Dist to Individuals	27,081,148	-	-	51,628,265	-	-	78,709,413
Spc Pmt to Justice, Dept of	-	-	-	141,711	-	-	141,711
Spc Pmt to Police, Dept of State	85,268	-	-	194,788	-	-	280,056
Total Special Payments	\$27,166,416	-	-	\$51,964,764	-	-	\$79,131,180
Total Expenditures							
Total Expenditures	27,166,416	-	-	51,964,764	-	-	79,131,180
Total Expenditures	\$27,166,416	-	-	\$51,964,764	-	-	\$79,131,180
Ending Balance							
Ending Balance	-	-	-	-	-	-	-
Total Ending Balance	-	-	-	-	-	-	-

ESSENTIAL AND POLICY PACKAGE FISCAL IMPACT SUMMARY

**Human Services, Dept. of
Pkg: 040 - Mandated Caseload**

**Cross Reference Name: Aging and People with Disabilities APD
Cross Reference Number: 10000-060-08-00-00000**

<i>Description</i>	General Fund	Lottery Funds	Other Funds	Federal Funds	Nonlimited Other Funds	Nonlimited Federal Funds	All Funds
Revenues							
General Fund Appropriation	92,067,052	-	-	-	-	-	92,067,052
Other Revenues	-	-	11,839,432	-	-	-	11,839,432
Federal Funds	-	-	-	95,278,500	-	-	95,278,500
Total Revenues	\$92,067,052	-	\$11,839,432	\$95,278,500	-	-	\$199,184,984
Personal Services							
Class/Unclass Sal. and Per Diem	12,403,992	-	-	2,426,040	-	-	14,830,032
Empl. Rel. Bd. Assessments	6,902	-	-	1,566	-	-	8,468
Public Employees' Retire Cont	2,148,405	-	-	420,185	-	-	2,568,590
Social Security Taxes	948,945	-	-	185,621	-	-	1,134,566
Worker's Comp. Assess. (WCD)	5,474	-	-	1,242	-	-	6,716
Flexible Benefits	4,549,608	-	-	1,032,264	-	-	5,581,872
Total Personal Services	\$20,063,326	-	-	\$4,066,918	-	-	\$24,130,244
Services & Supplies							
Instate Travel	426,972	-	-	96,876	-	-	523,848
Employee Training	102,730	-	-	23,832	-	-	126,562
Office Expenses	705,578	-	-	160,056	-	-	865,634
Telecommunications	230,768	-	-	52,326	-	-	283,094
Agency Program Related S and S	3,337,185	-	-	754,713	-	-	4,091,898
Intra-agency Charges	80,974	-	-	18,306	-	-	99,280
Other Services and Supplies	64,168	-	-	14,526	-	-	78,694

ESSENTIAL AND POLICY PACKAGE FISCAL IMPACT SUMMARY

Human Services, Dept. of
Pkg: 040 - Mandated Caseload

Cross Reference Name: Aging and People with Disabilities APD
Cross Reference Number: 10000-060-08-00-00000

<i>Description</i>	General Fund	Lottery Funds	Other Funds	Federal Funds	Nonlimited Other Funds	Nonlimited Federal Funds	All Funds
Services & Supplies							
Expendable Prop 250 - 5000	76,874	-	-	17,442	-	-	94,316
Total Services & Supplies	\$5,025,249	-	-	\$1,138,077	-	-	\$6,163,326
Special Payments							
Dist to Other Gov Unit	27,528,081	-	11,839,432	11,415,063	-	-	50,782,576
Dist to Individuals	39,450,396	-	-	78,658,442	-	-	118,108,838
Total Special Payments	\$66,978,477	-	\$11,839,432	\$90,073,505	-	-	\$168,891,414
Total Expenditures							
Total Expenditures	92,067,052	-	11,839,432	95,278,500	-	-	199,184,984
Total Expenditures	\$92,067,052	-	\$11,839,432	\$95,278,500	-	-	\$199,184,984
Ending Balance							
Ending Balance	-	-	-	-	-	-	-
Total Ending Balance	-	-	-	-	-	-	-
Total Positions							
Total Positions							146
Total Positions	-	-	-	-	-	-	146

ESSENTIAL AND POLICY PACKAGE FISCAL IMPACT SUMMARY

Human Services, Dept. of
Pkg: 040 - Mandated Caseload

Cross Reference Name: Aging and People with Disabilities APD
Cross Reference Number: 10000-060-08-00-00000

<i>Description</i>	General Fund	Lottery Funds	Other Funds	Federal Funds	Nonlimited Other Funds	Nonlimited Federal Funds	All Funds
Total FTE							
Total FTE							146.00
Total FTE	-	-	-	-	-	-	146.00

ESSENTIAL AND POLICY PACKAGE FISCAL IMPACT SUMMARY

Human Services, Dept. of
Pkg: 050 - Fundshifts

Cross Reference Name: Aging and People with Disabilities APD
Cross Reference Number: 10000-060-08-00-00000

<i>Description</i>	General Fund	Lottery Funds	Other Funds	Federal Funds	Nonlimited Other Funds	Nonlimited Federal Funds	All Funds
Revenues							
General Fund Appropriation	69,198,442	-	-	-	-	-	69,198,442
Other Selective Taxes	-	-	5,020,908	-	-	-	5,020,908
Other Revenues	-	-	(32,012,406)	-	-	-	(32,012,406)
Federal Funds	-	-	-	(42,206,944)	-	-	(42,206,944)
Total Revenues	\$69,198,442	-	(\$26,991,498)	(\$42,206,944)	-	-	-
Special Payments							
Dist to Individuals	69,198,442	-	(26,991,498)	(42,206,944)	-	-	-
Total Special Payments	\$69,198,442	-	(\$26,991,498)	(\$42,206,944)	-	-	-
Total Expenditures							
Total Expenditures	69,198,442	-	(26,991,498)	(42,206,944)	-	-	-
Total Expenditures	\$69,198,442	-	(\$26,991,498)	(\$42,206,944)	-	-	-
Ending Balance							
Ending Balance	-	-	-	-	-	-	-
Total Ending Balance	-	-	-	-	-	-	-

ESSENTIAL AND POLICY PACKAGE FISCAL IMPACT SUMMARY

Human Services, Dept. of
Pkg: 060 - Technical Adjustments

Cross Reference Name: Aging and People with Disabilities APD
Cross Reference Number: 10000-060-08-00-00000

<i>Description</i>	General Fund	Lottery Funds	Other Funds	Federal Funds	Nonlimited Other Funds	Nonlimited Federal Funds	All Funds
Revenues							
General Fund Appropriation	(2,031,619)	-	-	-	-	-	(2,031,619)
Other Revenues	-	-	(168,212)	-	-	-	(168,212)
Federal Funds	-	-	-	(1,566,542)	-	-	(1,566,542)
Tsfr From Nursing, Bd of	-	-	13,993	-	-	-	13,993
Total Revenues	(\$2,031,619)	-	(\$154,219)	(\$1,566,542)	-	-	(\$3,752,380)
Personal Services							
Class/Unclass Sal. and Per Diem	85,908	-	-	85,908	-	-	171,816
Empl. Rel. Bd. Assessments	29	-	-	29	-	-	58
Public Employees' Retire Cont	14,880	-	-	14,880	-	-	29,760
Social Security Taxes	6,573	-	-	6,573	-	-	13,146
Worker's Comp. Assess. (WCD)	23	-	-	23	-	-	46
Flexible Benefits	19,116	-	-	19,116	-	-	38,232
Total Personal Services	\$126,529	-	-	\$126,529	-	-	\$253,058
Services & Supplies							
Instate Travel	1,558	-	-	1,558	-	-	3,116
Employee Training	429	-	-	428	-	-	857
Office Expenses	2,965	-	-	2,964	-	-	5,929
Telecommunications	970	-	-	969	-	-	1,939
Agency Program Related S and S	(2,164,663)	-	(154,219)	(1,699,582)	-	-	(4,018,464)
Other Services and Supplies	270	-	-	269	-	-	539

ESSENTIAL AND POLICY PACKAGE FISCAL IMPACT SUMMARY

Human Services, Dept. of
Pkg: 060 - Technical Adjustments

Cross Reference Name: Aging and People with Disabilities APD
Cross Reference Number: 10000-060-08-00-00000

<i>Description</i>	General Fund	Lottery Funds	Other Funds	Federal Funds	Nonlimited Other Funds	Nonlimited Federal Funds	All Funds
Services & Supplies							
Expendable Prop 250 - 5000	323	-	-	323	-	-	646
Total Services & Supplies	(\$2,158,148)	-	(\$154,219)	(\$1,693,071)	-	-	(\$4,005,438)
Special Payments							
Other Special Payments	-	-	46,175	4,530	-	-	50,705
Spc Pmt to Long Term Care Ombud	-	-	-	49,676	-	-	49,676
Spc Pmt to Nursing, Bd of	-	-	(46,175)	(54,206)	-	-	(100,381)
Total Special Payments	-	-	-	-	-	-	-
Total Expenditures							
Total Expenditures	(2,031,619)	-	(154,219)	(1,566,542)	-	-	(3,752,380)
Total Expenditures	(\$2,031,619)	-	(\$154,219)	(\$1,566,542)	-	-	(\$3,752,380)
Ending Balance							
Ending Balance	-	-	-	-	-	-	-
Total Ending Balance	-	-	-	-	-	-	-
Total Positions							
Total Positions	-	-	-	-	-	-	1
Total Positions	-	-	-	-	-	-	1

ESSENTIAL AND POLICY PACKAGE FISCAL IMPACT SUMMARY

Human Services, Dept. of
Pkg: 060 - Technical Adjustments

Cross Reference Name: Aging and People with Disabilities APD
Cross Reference Number: 10000-060-08-00-00000

<i>Description</i>	General Fund	Lottery Funds	Other Funds	Federal Funds	Nonlimited Other Funds	Nonlimited Federal Funds	All Funds
Total FTE							
Total FTE							1.00
Total FTE	-	-	-	-	-	-	1.00

ESSENTIAL AND POLICY PACKAGE FISCAL IMPACT SUMMARY

Human Services, Dept. of
Pkg: 087 - August 2020 Special Session

Cross Reference Name: Aging and People with Disabilities APD
Cross Reference Number: 10000-060-08-00-00000

<i>Description</i>	General Fund	Lottery Funds	Other Funds	Federal Funds	Nonlimited Other Funds	Nonlimited Federal Funds	All Funds
Revenues							
General Fund Appropriation	106,422	-	-	-	-	-	106,422
Federal Funds	-	-	-	793,681	-	-	793,681
Total Revenues	\$106,422	-	-	\$793,681	-	-	\$900,103
Personal Services							
Class/Unclass Sal. and Per Diem	376,920	-	-	376,920	-	-	753,840
Empl. Rel. Bd. Assessments	203	-	-	203	-	-	406
Public Employees' Retire Cont	65,282	-	-	65,282	-	-	130,564
Social Security Taxes	28,834	-	-	28,834	-	-	57,668
Worker's Comp. Assess. (WCD)	161	-	-	161	-	-	322
Flexible Benefits	133,812	-	-	133,812	-	-	267,624
Reconciliation Adjustment	(3,300)	-	-	(3,300)	-	-	(6,600)
Total Personal Services	\$601,912	-	-	\$601,912	-	-	\$1,203,824
Services & Supplies							
Instate Travel	10,906	-	-	10,906	-	-	21,812
Employee Training	3,003	-	-	2,996	-	-	5,999
Office Expenses	20,755	-	-	20,748	-	-	41,503
Telecommunications	6,790	-	-	6,783	-	-	13,573
Medical Services and Supplies	100,186	-	-	100,151	-	-	200,337
Other Services and Supplies	1,890	-	-	1,883	-	-	3,773
Expendable Prop 250 - 5000	2,261	-	-	2,261	-	-	4,522
Total Services & Supplies	\$145,791	-	-	\$145,728	-	-	\$291,519

ESSENTIAL AND POLICY PACKAGE FISCAL IMPACT SUMMARY

Human Services, Dept. of
Pkg: 087 - August 2020 Special Session

Cross Reference Name: Aging and People with Disabilities APD
Cross Reference Number: 10000-060-08-00-00000

<i>Description</i>	General Fund	Lottery Funds	Other Funds	Federal Funds	Nonlimited Other Funds	Nonlimited Federal Funds	All Funds
Special Payments							
Dist to Counties	(641,281)	-	-	-	-	-	(641,281)
Spc Pmt to Long Term Care Ombud	-	-	-	46,041	-	-	46,041
Total Special Payments	(\$641,281)	-	-	\$46,041	-	-	(\$595,240)
Total Expenditures							
Total Expenditures	106,422	-	-	793,681	-	-	900,103
Total Expenditures	\$106,422	-	-	\$793,681	-	-	\$900,103
Ending Balance							
Ending Balance	-	-	-	-	-	-	-
Total Ending Balance	-	-	-	-	-	-	-
Total Positions							
Total Positions							7
Total Positions	-	-	-	-	-	-	7
Total FTE							
Total FTE							7.00
Total FTE	-	-	-	-	-	-	7.00

ESSENTIAL AND POLICY PACKAGE FISCAL IMPACT SUMMARY

Human Services, Dept. of
Pkg: 088 - September 2020 Emergency Board

Cross Reference Name: Aging and People with Disabilities APD
Cross Reference Number: 10000-060-08-00-00000

<i>Description</i>	General Fund	Lottery Funds	Other Funds	Federal Funds	Nonlimited Other Funds	Nonlimited Federal Funds	All Funds
Revenues							
Other Revenues	-	-	31,390,809	-	-	-	31,390,809
Total Revenues	-	-	\$31,390,809	-	-	-	\$31,390,809
Personal Services							
All Other Differential	-	-	25,118,675	-	-	-	25,118,675
Public Employees' Retire Cont	-	-	4,350,555	-	-	-	4,350,555
Social Security Taxes	-	-	1,921,579	-	-	-	1,921,579
Total Personal Services	-	-	\$31,390,809	-	-	-	\$31,390,809
Total Expenditures							
Total Expenditures	-	-	31,390,809	-	-	-	31,390,809
Total Expenditures	-	-	\$31,390,809	-	-	-	\$31,390,809
Ending Balance							
Ending Balance	-	-	-	-	-	-	-
Total Ending Balance	-	-	-	-	-	-	-

ESSENTIAL AND POLICY PACKAGE FISCAL IMPACT SUMMARY

Human Services, Dept. of
Pkg: 090 - Analyst Adjustments

Cross Reference Name: Aging and People with Disabilities APD
Cross Reference Number: 10000-060-08-00-00000

<i>Description</i>	General Fund	Lottery Funds	Other Funds	Federal Funds	Nonlimited Other Funds	Nonlimited Federal Funds	All Funds
Revenues							
General Fund Appropriation	(63,497,534)	-	-	-	-	-	(63,497,534)
Other Revenues	-	-	(3,423,418)	-	-	-	(3,423,418)
Federal Funds	-	-	-	(52,862,974)	-	-	(52,862,974)
Total Revenues	(\$63,497,534)	-	(\$3,423,418)	(\$52,862,974)	-	-	(\$119,783,926)
Personal Services							
Class/Unclass Sal. and Per Diem	(1,458,976)	-	-	(835,232)	-	-	(2,294,208)
All Other Differential	215,891	-	-	215,863	-	-	431,754
Empl. Rel. Bd. Assessments	(946)	-	-	(562)	-	-	(1,508)
Public Employees' Retire Cont	(215,293)	-	-	(107,280)	-	-	(322,573)
Social Security Taxes	(95,091)	-	-	(47,381)	-	-	(142,472)
Worker's Comp. Assess. (WCD)	(758)	-	-	(438)	-	-	(1,196)
Flexible Benefits	(619,352)	-	-	(374,680)	-	-	(994,032)
Reconciliation Adjustment	-	-	-	(1)	-	-	(1)
Total Personal Services	(\$2,174,525)	-	-	(\$1,149,711)	-	-	(\$3,324,236)
Services & Supplies							
Instate Travel	(68,896)	-	-	(45,920)	-	-	(114,816)
Employee Training	(15,944)	-	-	(10,640)	-	-	(26,584)
Office Expenses	(113,824)	-	-	(75,904)	-	-	(189,728)
Telecommunications	(37,216)	-	-	(24,832)	-	-	(62,048)
Professional Services	5,800,000	-	-	300,000	-	-	6,100,000
Food and Kitchen Supplies	-	-	-	-	-	-	-
Agency Program Related S and S	(338,287)	-	-	(225,523)	-	-	(563,810)

ESSENTIAL AND POLICY PACKAGE FISCAL IMPACT SUMMARY

Human Services, Dept. of
Pkg: 090 - Analyst Adjustments

Cross Reference Name: Aging and People with Disabilities APD
Cross Reference Number: 10000-060-08-00-00000

<i>Description</i>	General Fund	Lottery Funds	Other Funds	Federal Funds	Nonlimited Other Funds	Nonlimited Federal Funds	All Funds
Services & Supplies							
Other Services and Supplies	(10,336)	-	-	(6,912)	-	-	(17,248)
Total Services & Supplies	\$5,215,497	-	-	(\$89,731)	-	-	\$5,125,766
Special Payments							
Dist to Individuals	(76,538,506)	-	(3,423,418)	(51,623,532)	-	-	(131,585,456)
Other Special Payments	10,000,000	-	-	-	-	-	10,000,000
Total Special Payments	(\$66,538,506)	-	(\$3,423,418)	(\$51,623,532)	-	-	(\$121,585,456)
Total Expenditures							
Total Expenditures	(63,497,534)	-	(3,423,418)	(52,862,974)	-	-	(119,783,926)
Total Expenditures	(\$63,497,534)	-	(\$3,423,418)	(\$52,862,974)	-	-	(\$119,783,926)
Ending Balance							
Ending Balance	-	-	-	-	-	-	-
Total Ending Balance	-	-	-	-	-	-	-
Total Positions							
Total Positions							(26)
Total Positions	-	-	-	-	-	-	(26)

ESSENTIAL AND POLICY PACKAGE FISCAL IMPACT SUMMARY

Human Services, Dept. of
Pkg: 090 - Analyst Adjustments

Cross Reference Name: Aging and People with Disabilities APD
Cross Reference Number: 10000-060-08-00-00000

<i>Description</i>	General Fund	Lottery Funds	Other Funds	Federal Funds	Nonlimited Other Funds	Nonlimited Federal Funds	All Funds
Total FTE							
Total FTE							(26.00)
Total FTE	-	-	-	-	-	-	(26.00)

ESSENTIAL AND POLICY PACKAGE FISCAL IMPACT SUMMARY

Human Services, Dept. of
Pkg: 091 - Elimination of S&S Inflation

Cross Reference Name: Aging and People with Disabilities APD
Cross Reference Number: 10000-060-08-00-00000

<i>Description</i>	General Fund	Lottery Funds	Other Funds	Federal Funds	Nonlimited Other Funds	Nonlimited Federal Funds	All Funds
Revenues							
General Fund Appropriation	(1,085,351)	-	-	-	-	-	(1,085,351)
Other Revenues	-	-	(124,435)	-	-	-	(124,435)
Federal Funds	-	-	-	(1,214,932)	-	-	(1,214,932)
Tsfr From OEIB	-	-	-	-	-	-	-
Total Revenues	(\$1,085,351)	-	(\$124,435)	(\$1,214,932)	-	-	(\$2,424,718)
Services & Supplies							
Instate Travel	(99,865)	-	(2,580)	(134,841)	-	-	(237,286)
Out of State Travel	(3,184)	-	(335)	(4,292)	-	-	(7,811)
Employee Training	(34,553)	-	(338)	(32,623)	-	-	(67,514)
Office Expenses	(55,650)	-	(18,438)	(128,127)	-	-	(202,215)
Telecommunications	(44,358)	-	(860)	(54,015)	-	-	(99,233)
Data Processing	(5,160)	-	(3)	(11,865)	-	-	(17,028)
Publicity and Publications	(34,737)	-	(14,046)	(12,501)	-	-	(61,284)
Professional Services	(687,886)	-	(84,356)	(721,312)	-	-	(1,493,554)
Employee Recruitment and Develop	(90)	-	-	(331)	-	-	(421)
Dues and Subscriptions	(4,784)	-	-	(728)	-	-	(5,512)
Agency Program Related S and S	(69,513)	-	741	(56,731)	-	-	(125,503)
Other Services and Supplies	(17,725)	-	(4,056)	(26,883)	-	-	(48,664)
Expendable Prop 250 - 5000	(16,886)	-	(164)	(14,144)	-	-	(31,194)
IT Expendable Property	(10,960)	-	-	(16,539)	-	-	(27,499)
Total Services & Supplies	(\$1,085,351)	-	(\$124,435)	(\$1,214,932)	-	-	(\$2,424,718)

ESSENTIAL AND POLICY PACKAGE FISCAL IMPACT SUMMARY

Human Services, Dept. of
Pkg: 091 - Elimination of S&S Inflation

Cross Reference Name: Aging and People with Disabilities APD
Cross Reference Number: 10000-060-08-00-00000

<i>Description</i>	General Fund	Lottery Funds	Other Funds	Federal Funds	Nonlimited Other Funds	Nonlimited Federal Funds	All Funds
Total Expenditures							
Total Expenditures	(1,085,351)	-	(124,435)	(1,214,932)	-	-	(2,424,718)
Total Expenditures	(\$1,085,351)	-	(\$124,435)	(\$1,214,932)	-	-	(\$2,424,718)
Ending Balance							
Ending Balance	-	-	-	-	-	-	-
Total Ending Balance	-	-	-	-	-	-	-

ESSENTIAL AND POLICY PACKAGE FISCAL IMPACT SUMMARY

Human Services, Dept. of
Pkg: 092 - Personal Services Adjustments

Cross Reference Name: Aging and People with Disabilities APD
Cross Reference Number: 10000-060-08-00-00000

<i>Description</i>	General Fund	Lottery Funds	Other Funds	Federal Funds	Nonlimited Other Funds	Nonlimited Federal Funds	All Funds
Revenues							
General Fund Appropriation	(3,606,638)	-	-	-	-	-	(3,606,638)
Other Revenues	-	-	(106,593)	-	-	-	(106,593)
Federal Funds	-	-	-	(3,904,999)	-	-	(3,904,999)
Total Revenues	(\$3,606,638)	-	(\$106,593)	(\$3,904,999)	-	-	(\$7,618,230)
Personal Services							
Vacancy Savings	(3,606,638)	-	(106,593)	(3,904,999)	-	-	(7,618,230)
Total Personal Services	(\$3,606,638)	-	(\$106,593)	(\$3,904,999)	-	-	(\$7,618,230)
Total Expenditures							
Total Expenditures	(3,606,638)	-	(106,593)	(3,904,999)	-	-	(7,618,230)
Total Expenditures	(\$3,606,638)	-	(\$106,593)	(\$3,904,999)	-	-	(\$7,618,230)
Ending Balance							
Ending Balance	-	-	-	-	-	-	-
Total Ending Balance	-	-	-	-	-	-	-

ESSENTIAL AND POLICY PACKAGE FISCAL IMPACT SUMMARY

Human Services, Dept. of
Pkg: 095 - DHS/OHA Reshoot

Cross Reference Name: Aging and People with Disabilities APD
Cross Reference Number: 10000-060-08-00-00000

<i>Description</i>	General Fund	Lottery Funds	Other Funds	Federal Funds	Nonlimited Other Funds	Nonlimited Federal Funds	All Funds
Revenues							
General Fund Appropriation	(1,078,692)	-	-	-	-	-	(1,078,692)
Other Revenues	-	-	(88,951)	-	-	-	(88,951)
Federal Funds	-	-	-	(725,791)	-	-	(725,791)
Total Revenues	(\$1,078,692)	-	(\$88,951)	(\$725,791)	-	-	(\$1,893,434)
Personal Services							
Class/Unclass Sal. and Per Diem	(160,270)	-	(7,980)	(134,535)	-	-	(302,785)
Empl. Rel. Bd. Assessments	(62)	-	(3)	(51)	-	-	(116)
Public Employees' Retire Cont	(27,759)	-	(1,382)	(23,301)	-	-	(52,442)
Social Security Taxes	(12,261)	-	(611)	(10,292)	-	-	(23,164)
Worker's Comp. Assess. (WCD)	(49)	-	(3)	(41)	-	-	(93)
Flexible Benefits	(40,354)	-	(2,114)	(33,996)	-	-	(76,464)
Reconciliation Adjustment	2	-	1	-	-	-	3
Total Personal Services	(\$240,753)	-	(\$12,092)	(\$202,216)	-	-	(\$455,061)
Services & Supplies							
Instate Travel	(3,289)	-	(172)	(2,771)	-	-	(6,232)
Employee Training	(905)	-	(47)	(95,240)	-	-	(96,192)
Office Expenses	(410,565)	-	(76,466)	(422,788)	-	-	(909,819)
Telecommunications	(2,047)	-	(108)	(1,723)	-	-	(3,878)
State Gov. Service Charges	-	-	-	-	-	-	-
Publicity and Publications	(419,882)	-	-	-	-	-	(419,882)
Other Services and Supplies	(569)	-	(30)	(479)	-	-	(1,078)

ESSENTIAL AND POLICY PACKAGE FISCAL IMPACT SUMMARY

Human Services, Dept. of
Pkg: 095 - DHS/OHA Reshoot

Cross Reference Name: Aging and People with Disabilities APD
Cross Reference Number: 10000-060-08-00-00000

<i>Description</i>	General Fund	Lottery Funds	Other Funds	Federal Funds	Nonlimited Other Funds	Nonlimited Federal Funds	All Funds
Services & Supplies							
Expendable Prop 250 - 5000	(682)	-	(36)	(574)	-	-	(1,292)
Total Services & Supplies	(\$837,939)	-	(\$76,859)	(\$523,575)	-	-	(\$1,438,373)
Total Expenditures							
Total Expenditures	(1,078,692)	-	(88,951)	(725,791)	-	-	(1,893,434)
Total Expenditures	(\$1,078,692)	-	(\$88,951)	(\$725,791)	-	-	(\$1,893,434)
Ending Balance							
Ending Balance	-	-	-	-	-	-	-
Total Ending Balance	-	-	-	-	-	-	-
Total Positions							
Total Positions							(2)
Total Positions	-	-	-	-	-	-	(2)
Total FTE							
Total FTE							(2.00)
Total FTE	-	-	-	-	-	-	(2.00)

ESSENTIAL AND POLICY PACKAGE FISCAL IMPACT SUMMARY

Human Services, Dept. of
Pkg: 096 - Statewide Adjustment DAS Chgs

Cross Reference Name: Aging and People with Disabilities APD
Cross Reference Number: 10000-060-08-00-00000

<i>Description</i>	General Fund	Lottery Funds	Other Funds	Federal Funds	Nonlimited Other Funds	Nonlimited Federal Funds	All Funds
Revenues							
General Fund Appropriation	(203,038)	-	-	-	-	-	(203,038)
Other Revenues	-	-	(12,026)	-	-	-	(12,026)
Federal Funds	-	-	-	(255,660)	-	-	(255,660)
Total Revenues	(\$203,038)	-	(\$12,026)	(\$255,660)	-	-	(\$470,724)
Services & Supplies							
Instate Travel	(159,723)	-	(5,585)	(188,695)	-	-	(354,003)
Office Expenses	(43,315)	-	(6,441)	(66,965)	-	-	(116,721)
Total Services & Supplies	(\$203,038)	-	(\$12,026)	(\$255,660)	-	-	(\$470,724)
Total Expenditures							
Total Expenditures	(203,038)	-	(12,026)	(255,660)	-	-	(470,724)
Total Expenditures	(\$203,038)	-	(\$12,026)	(\$255,660)	-	-	(\$470,724)
Ending Balance							
Ending Balance	-	-	-	-	-	-	-
Total Ending Balance	-	-	-	-	-	-	-

ESSENTIAL AND POLICY PACKAGE FISCAL IMPACT SUMMARY

Human Services, Dept. of
Pkg: 097 - Statewide AG Adjustment

Cross Reference Name: Aging and People with Disabilities APD
Cross Reference Number: 10000-060-08-00-00000

<i>Description</i>	General Fund	Lottery Funds	Other Funds	Federal Funds	Nonlimited Other Funds	Nonlimited Federal Funds	All Funds
Revenues							
General Fund Appropriation	(23,143)	-	-	-	-	-	(23,143)
Other Revenues	-	-	(609)	-	-	-	(609)
Federal Funds	-	-	-	(9,395)	-	-	(9,395)
Total Revenues	(\$23,143)	-	(\$609)	(\$9,395)	-	-	(\$33,147)
Services & Supplies							
Attorney General	(23,143)	-	(609)	(9,395)	-	-	(33,147)
Total Services & Supplies	(\$23,143)	-	(\$609)	(\$9,395)	-	-	(\$33,147)
Total Expenditures							
Total Expenditures	(23,143)	-	(609)	(9,395)	-	-	(33,147)
Total Expenditures	(\$23,143)	-	(\$609)	(\$9,395)	-	-	(\$33,147)
Ending Balance							
Ending Balance	-	-	-	-	-	-	-
Total Ending Balance	-	-	-	-	-	-	-

ESSENTIAL AND POLICY PACKAGE FISCAL IMPACT SUMMARY

Human Services, Dept. of
Pkg: 101 - ODHHS Staffing Accommodations Sched Tool

Cross Reference Name: Aging and People with Disabilities APD
Cross Reference Number: 10000-060-08-00-00000

<i>Description</i>	General Fund	Lottery Funds	Other Funds	Federal Funds	Nonlimited Other Funds	Nonlimited Federal Funds	All Funds
Revenues							
General Fund Appropriation	-	-	-	-	-	-	-
Federal Funds	-	-	-	-	-	-	-
Total Revenues	-	-	-	-	-	-	-
Personal Services							
Class/Unclass Sal. and Per Diem	-	-	-	-	-	-	-
Empl. Rel. Bd. Assessments	-	-	-	-	-	-	-
Public Employees' Retire Cont	-	-	-	-	-	-	-
Social Security Taxes	-	-	-	-	-	-	-
Worker's Comp. Assess. (WCD)	-	-	-	-	-	-	-
Flexible Benefits	-	-	-	-	-	-	-
Total Personal Services	-	-	-	-	-	-	-
Services & Supplies							
Instate Travel	-	-	-	-	-	-	-
Employee Training	-	-	-	-	-	-	-
Office Expenses	-	-	-	-	-	-	-
Telecommunications	-	-	-	-	-	-	-
IT Professional Services	-	-	-	-	-	-	-
Agency Program Related S and S	-	-	-	-	-	-	-
Intra-agency Charges	-	-	-	-	-	-	-
Other Services and Supplies	-	-	-	-	-	-	-

ESSENTIAL AND POLICY PACKAGE FISCAL IMPACT SUMMARY

Human Services, Dept. of
Pkg: 101 - ODHHS Staffing Accommodations Sched Tool

Cross Reference Name: Aging and People with Disabilities APD
Cross Reference Number: 10000-060-08-00-00000

<i>Description</i>	General Fund	Lottery Funds	Other Funds	Federal Funds	Nonlimited Other Funds	Nonlimited Federal Funds	All Funds
Services & Supplies							
Expendable Prop 250 - 5000	-	-	-	-	-	-	-
Total Services & Supplies	-	-	-	-	-	-	-
Total Expenditures							
Total Expenditures	-	-	-	-	-	-	-
Total Expenditures	-	-	-	-	-	-	-
Ending Balance							
Ending Balance	-	-	-	-	-	-	-
Total Ending Balance	-	-	-	-	-	-	-
Total Positions							
Total Positions							-
Total Positions	-	-	-	-	-	-	-
Total FTE							
Total FTE							-
Total FTE	-	-	-	-	-	-	-

ESSENTIAL AND POLICY PACKAGE FISCAL IMPACT SUMMARY

Human Services, Dept. of
Pkg: 102 - Community Abuse Determination Project

Cross Reference Name: Aging and People with Disabilities APD
Cross Reference Number: 10000-060-08-00-00000

<i>Description</i>	General Fund	Lottery Funds	Other Funds	Federal Funds	Nonlimited Other Funds	Nonlimited Federal Funds	All Funds
Revenues							
General Fund Appropriation	-	-	-	-	-	-	-
Total Revenues	-	-	-	-	-	-	-
Personal Services							
Class/Unclass Sal. and Per Diem	-	-	-	-	-	-	-
Empl. Rel. Bd. Assessments	-	-	-	-	-	-	-
Public Employees' Retire Cont	-	-	-	-	-	-	-
Social Security Taxes	-	-	-	-	-	-	-
Worker's Comp. Assess. (WCD)	-	-	-	-	-	-	-
Flexible Benefits	-	-	-	-	-	-	-
Total Personal Services	-	-	-	-	-	-	-
Services & Supplies							
Instate Travel	-	-	-	-	-	-	-
Employee Training	-	-	-	-	-	-	-
Office Expenses	-	-	-	-	-	-	-
Telecommunications	-	-	-	-	-	-	-
Agency Program Related S and S	-	-	-	-	-	-	-
Intra-agency Charges	-	-	-	-	-	-	-
Other Services and Supplies	-	-	-	-	-	-	-
Expendable Prop 250 - 5000	-	-	-	-	-	-	-
Total Services & Supplies	-	-	-	-	-	-	-

ESSENTIAL AND POLICY PACKAGE FISCAL IMPACT SUMMARY

Human Services, Dept. of
Pkg: 102 - Community Abuse Determination Project

Cross Reference Name: Aging and People with Disabilities APD
Cross Reference Number: 10000-060-08-00-00000

<i>Description</i>	General Fund	Lottery Funds	Other Funds	Federal Funds	Nonlimited Other Funds	Nonlimited Federal Funds	All Funds
Total Expenditures							
Total Expenditures	-	-	-	-	-	-	-
Total Expenditures	-	-	-	-	-	-	-
Ending Balance							
Ending Balance	-	-	-	-	-	-	-
Total Ending Balance	-	-	-	-	-	-	-
Total Positions							
Total Positions							-
Total Positions	-	-	-	-	-	-	-
Total FTE							
Total FTE							-
Total FTE	-	-	-	-	-	-	-

ESSENTIAL AND POLICY PACKAGE FISCAL IMPACT SUMMARY

Human Services, Dept. of
Pkg: 103 - OPI Expansion and Family Caregiver Support

Cross Reference Name: Aging and People with Disabilities APD
Cross Reference Number: 10000-060-08-00-00000

<i>Description</i>	General Fund	Lottery Funds	Other Funds	Federal Funds	Nonlimited Other Funds	Nonlimited Federal Funds	All Funds
Revenues							
General Fund Appropriation	-	-	-	-	-	-	-
Federal Funds	-	-	-	34,805,145	-	-	34,805,145
Total Revenues	-	-	-	\$34,805,145	-	-	\$34,805,145
Personal Services							
Class/Unclass Sal. and Per Diem	-	-	-	-	-	-	-
Empl. Rel. Bd. Assessments	-	-	-	-	-	-	-
Public Employees' Retire Cont	-	-	-	-	-	-	-
Social Security Taxes	-	-	-	-	-	-	-
Worker's Comp. Assess. (WCD)	-	-	-	-	-	-	-
Flexible Benefits	-	-	-	-	-	-	-
Total Personal Services	-	-	-	-	-	-	-
Services & Supplies							
Instate Travel	-	-	-	-	-	-	-
Employee Training	-	-	-	-	-	-	-
Office Expenses	-	-	-	-	-	-	-
Telecommunications	-	-	-	-	-	-	-
Agency Program Related S and S	-	-	-	-	-	-	-
Intra-agency Charges	-	-	-	-	-	-	-
Other Services and Supplies	-	-	-	-	-	-	-
Expendable Prop 250 - 5000	-	-	-	-	-	-	-
Total Services & Supplies	-	-	-	-	-	-	-

ESSENTIAL AND POLICY PACKAGE FISCAL IMPACT SUMMARY

Human Services, Dept. of
Pkg: 103 - OPI Expansion and Family Caregiver Support

Cross Reference Name: Aging and People with Disabilities APD
Cross Reference Number: 10000-060-08-00-00000

<i>Description</i>	General Fund	Lottery Funds	Other Funds	Federal Funds	Nonlimited Other Funds	Nonlimited Federal Funds	All Funds
Special Payments							
Dist to Counties	-	-	-	-	-	-	-
Dist to Other Gov Unit	-	-	-	-	-	-	-
Dist to Individuals	-	-	-	34,805,145	-	-	34,805,145
Other Special Payments	-	-	-	-	-	-	-
Total Special Payments	-	-	-	\$34,805,145	-	-	\$34,805,145
Total Expenditures							
Total Expenditures	-	-	-	34,805,145	-	-	34,805,145
Total Expenditures	-	-	-	\$34,805,145	-	-	\$34,805,145
Ending Balance							
Ending Balance	-	-	-	-	-	-	-
Total Ending Balance	-	-	-	-	-	-	-
Total Positions							
Total Positions	-	-	-	-	-	-	-
Total Positions	-	-	-	-	-	-	-
Total FTE							
Total FTE	-	-	-	-	-	-	-
Total FTE	-	-	-	-	-	-	-

ESSENTIAL AND POLICY PACKAGE FISCAL IMPACT SUMMARY

Human Services, Dept. of
Pkg: 104 - Improv Health by Reduc Social Isolation

Cross Reference Name: Aging and People with Disabilities APD
Cross Reference Number: 10000-060-08-00-00000

<i>Description</i>	General Fund	Lottery Funds	Other Funds	Federal Funds	Nonlimited Other Funds	Nonlimited Federal Funds	All Funds
Revenues							
General Fund Appropriation	-	-	-	-	-	-	-
Federal Funds	-	-	-	-	-	-	-
Total Revenues	-	-	-	-	-	-	-
Personal Services							
Class/Unclass Sal. and Per Diem	-	-	-	-	-	-	-
Empl. Rel. Bd. Assessments	-	-	-	-	-	-	-
Public Employees' Retire Cont	-	-	-	-	-	-	-
Social Security Taxes	-	-	-	-	-	-	-
Worker's Comp. Assess. (WCD)	-	-	-	-	-	-	-
Flexible Benefits	-	-	-	-	-	-	-
Total Personal Services	-	-	-	-	-	-	-
Services & Supplies							
Instate Travel	-	-	-	-	-	-	-
Employee Training	-	-	-	-	-	-	-
Office Expenses	-	-	-	-	-	-	-
Telecommunications	-	-	-	-	-	-	-
Food and Kitchen Supplies	-	-	-	-	-	-	-
Medical Services and Supplies	-	-	-	-	-	-	-
Other Services and Supplies	-	-	-	-	-	-	-
Expendable Prop 250 - 5000	-	-	-	-	-	-	-
Total Services & Supplies	-	-	-	-	-	-	-

ESSENTIAL AND POLICY PACKAGE FISCAL IMPACT SUMMARY

Human Services, Dept. of
Pkg: 104 - Improv Health by Reduc Social Isolation

Cross Reference Name: Aging and People with Disabilities APD
Cross Reference Number: 10000-060-08-00-00000

<i>Description</i>	General Fund	Lottery Funds	Other Funds	Federal Funds	Nonlimited Other Funds	Nonlimited Federal Funds	All Funds
Special Payments							
Dist to Individuals	-	-	-	-	-	-	-
Total Special Payments	-	-	-	-	-	-	-
Total Expenditures							
Total Expenditures	-	-	-	-	-	-	-
Total Expenditures	-	-	-	-	-	-	-
Ending Balance							
Ending Balance	-	-	-	-	-	-	-
Total Ending Balance	-	-	-	-	-	-	-
Total Positions							
Total Positions							-
Total Positions	-	-	-	-	-	-	-
Total FTE							
Total FTE							-
Total FTE	-	-	-	-	-	-	-

ESSENTIAL AND POLICY PACKAGE FISCAL IMPACT SUMMARY

Human Services, Dept. of
Pkg: 125 - EAU Business Process Change/Prog Integrity

Cross Reference Name: Aging and People with Disabilities APD
Cross Reference Number: 10000-060-08-00-00000

<i>Description</i>	General Fund	Lottery Funds	Other Funds	Federal Funds	Nonlimited Other Funds	Nonlimited Federal Funds	All Funds
Revenues							
General Fund Appropriation	(748,860)	-	-	-	-	-	(748,860)
Other Revenues	-	-	748,860	-	-	-	748,860
Total Revenues	(\$748,860)	-	\$748,860	-	-	-	-
Special Payments							
Other Special Payments	(748,860)	-	748,860	-	-	-	-
Total Special Payments	(\$748,860)	-	\$748,860	-	-	-	-
Total Expenditures							
Total Expenditures	(748,860)	-	748,860	-	-	-	-
Total Expenditures	(\$748,860)	-	\$748,860	-	-	-	-
Ending Balance							
Ending Balance	-	-	-	-	-	-	-
Total Ending Balance	-	-	-	-	-	-	-

ESSENTIAL AND POLICY PACKAGE FISCAL IMPACT SUMMARY

Human Services, Dept. of
Pkg: 207 - Provider Time Capture M&O

Cross Reference Name: Aging and People with Disabilities APD
Cross Reference Number: 10000-060-08-00-00000

<i>Description</i>	General Fund	Lottery Funds	Other Funds	Federal Funds	Nonlimited Other Funds	Nonlimited Federal Funds	All Funds
Revenues							
General Fund Appropriation	1,814,048	-	-	-	-	-	1,814,048
Federal Funds	-	-	-	1,000,000	-	-	1,000,000
Total Revenues	\$1,814,048	-	-	\$1,000,000	-	-	\$2,814,048
Personal Services							
Class/Unclass Sal. and Per Diem	-	-	-	-	-	-	-
Empl. Rel. Bd. Assessments	-	-	-	-	-	-	-
Public Employees' Retire Cont	-	-	-	-	-	-	-
Social Security Taxes	-	-	-	-	-	-	-
Worker's Comp. Assess. (WCD)	-	-	-	-	-	-	-
Flexible Benefits	-	-	-	-	-	-	-
Total Personal Services	-	-	-	-	-	-	-
Services & Supplies							
Instate Travel	-	-	-	-	-	-	-
Out of State Travel	-	-	-	-	-	-	-
Employee Training	-	-	-	-	-	-	-
Office Expenses	-	-	-	-	-	-	-
Telecommunications	-	-	-	-	-	-	-
IT Professional Services	1,814,048	-	-	1,000,000	-	-	2,814,048
Agency Program Related S and S	-	-	-	-	-	-	-
Intra-agency Charges	-	-	-	-	-	-	-
Other Services and Supplies	-	-	-	-	-	-	-

ESSENTIAL AND POLICY PACKAGE FISCAL IMPACT SUMMARY

Human Services, Dept. of
Pkg: 207 - Provider Time Capture M&O

Cross Reference Name: Aging and People with Disabilities APD
Cross Reference Number: 10000-060-08-00-00000

<i>Description</i>	General Fund	Lottery Funds	Other Funds	Federal Funds	Nonlimited Other Funds	Nonlimited Federal Funds	All Funds
Services & Supplies							
Expendable Prop 250 - 5000	-	-	-	-	-	-	-
Total Services & Supplies	\$1,814,048	-	-	\$1,000,000	-	-	\$2,814,048
Total Expenditures							
Total Expenditures	1,814,048	-	-	1,000,000	-	-	2,814,048
Total Expenditures	\$1,814,048	-	-	\$1,000,000	-	-	\$2,814,048
Ending Balance							
Ending Balance	-	-	-	-	-	-	-
Total Ending Balance	-	-	-	-	-	-	-
Total Positions							
Total Positions							-
Total Positions	-	-	-	-	-	-	-
Total FTE							
Total FTE							-
Total FTE	-	-	-	-	-	-	-

Oregon Department of Human Services

Intellectual and Developmental Disabilities Services Program

Mission

The Department of Human Services Intellectual and Developmental Disabilities (I/DD) Services program provides support across the lifespan to Oregonians. The Office of Developmental Disabilities Services (ODDS), stakeholders, and the developmental disabilities community come together to provide services, supports and advocacy to empower Oregonians with intellectual and developmental disabilities to live full lives in their communities.

Vision

People and families access quality supports that are simple to use and responsive to their strengths, needs and choices, while they live and thrive as valued members of their community.

Program

The I/DD program fulfills its mission and carries out its responsibilities while adhering to the following values:

- Choice, self-determination and person-centered practices
- Children and families together
- Health, safety and respect
- Community inclusion and community living
- Strong relationships
- Service equity and access

ODDS worked with a diverse group of stakeholders representing all areas of the I/DD service delivery system to develop a strategic plan that will guide its work for the next biennium and beyond. The Mission, Vision and Goals included here reflect that effort and the plan.

The strategic planning process resulted in a firm understanding that the person, their family and the goals they want to achieve remain at the core of our system. This process also committed the agency to develop a Service Equity Plan, to reach out to underserved populations and to remove barriers to access, providing services by staff with the appropriate cultural and linguistic capacities.

ODDS seek to achieve the following strategic goals:

- Create a system that is sustainable, easy to use, with effective communication and equitable access.
- Honor and support people to make their own choices about who they want to be and what they want to do in their life.
- Support equal opportunity for living options and meaningful employment in an integrated community setting.
- Provide families the amount and type of supports they need to raise their children at home, or when necessary, in another family home within their community.
- Support health and safety while people live rich, full lives.

People Served

The I/DD program serves people with intellectual disabilities (IQ 75 or below) or developmental disabilities such as autism, Down syndrome and cerebral palsy. These disabilities are lifelong and have a significant impact on the person's ability to function independently. Some people with I/DD may also have significant medical or mental health needs. Most people with I/DD meet Medicaid financial eligibility requirements.

Community First Choice Option Services

The I/DD service system is composed of three basic components: program design, program delivery and program services primarily offered through the Affordable Care Act's Community First Choice Option (CFCO).

Under CFCO, eligible persons must receive a functional needs assessment that informs the planning process. They also participate in a person-centered planning process that focuses on the person's strengths, community engagement, personal goals and outcomes. That planning process results in an annual plan, the Individual Support Plan (ISP), that documents the services the person will access in order to meet their goals. Together, the functional needs assessment and the ISP inform the amount and/or rate for services that are available to the person.

Program Services

I/DD offers a broad array of services to optimize choice and offers an array of cost-effective supports based on functional need.

Attendant Care

Attendant care provides support for people to perform activities of daily living and instrumental activities of daily living (ADL/IADL). With CFCO, this is the primary service available to people with I/DD. Attendant care services are generally categorized based on the setting where the person lives.

Services that now fall under attendant care include:

- In-home supports for children and adults
- Children's intensive in-home services
- 24-hour services:
 - Group home for children and adults
 - Adult and child foster care
 - Supported living (adults only)
- Day supports
- Stabilization and Crisis Unit (SACU)

In-home supports for children and adults

These services are designed to provide ADL/IADL supports in the home or in the community. Children who receive these supports live with family, and adults live either with family or in their own home. In-home services are provided to a majority of individuals served by the I/DD program.

When families are supported to provide the core care that also meets linguistic and cultural standards of service, even people with the most significant needs have active and engaged lives in their community. Without in-home services, many individuals would require much more expensive out-of-home services such as group or foster homes.

Persons who live in their own home or with their family can access other services that may be needed to successfully support these individuals in their own home. These services may include increased attendant care, professional behavior services, assistive technology or environmental modification.

For both children and adults, in-home services are provided by Personal Support

Workers (PSWs) or certified provider agency Direct Support Professionals (DSPs).

Personal Support Workers are directly hired by the person or their employer representative. Direct Support Professionals are employees of private organizations that contract with the state to provide services.

Children's Intensive In-Home Services (CIIS)

These services consist of three model waiver programs that provide intensive supports to children living in the family home. One of these programs is for children with intensive behavioral issues who, without supports, would require specialized out-of-home services. The second program is for children with medical conditions who, without supports, would require nursing home services. The third program is for children with intense medical needs. These children are dependent on life support technology such as ventilators that, without these in-home services, would require a hospital setting. With the implementation of the Community First Choice Option, children who do not have the intensive needs described above can access in-home support services through their local Community Developmental Disabilities Programs (CDDP) upon completion of a needs assessment and an Individualized Support Plan (ISP).

24-Hour Services

24-Hour services are for children and adults who can no longer remain at home or adults who choose to receive services in a 24-hour setting and include group homes, foster homes and supported living services. Under CFCO, these services are also categorized as attendant care. These services are primarily provided in settings outside the family home, with exception of Supported Living.

These important services provide an alternative to institutional care. Community-based care, as opposed to institutional care, remains a less restrictive and more cost-effective program. In this setting, diverse recruitment and the ability to provide linguistically and culturally appropriate services are fundamental to removing barriers to service access. Group home and supported living services are provided by private organizations that contract with the state. Adult foster care providers are represented by the Service Employees International Union (SEIU). Child foster care providers are private providers licensed through either Child Welfare or the local Developmental Disabilities office.

People usually receive 24-hour services when they are unable to stay at home on

their own or with their family. This may be due to a person's needs or the caregiver's ability to continue providing services.

Children with disabilities enter 24-hour comprehensive services as a voluntary placement because the intensive needs of the child cannot be met in the family home or may be involuntary through child welfare action. Child Welfare programs maintain responsibility for the court relationship, but I/DD provides the specific disability-related care.

Day Services

Day services are available for people who are over 18 and out of school. Many adults receiving 24-hour services also receive day services. These services are available for up to 25 hours a week for out-of-home activities, including employment-related activities. Adults receiving in-home supports are also able to receive day services as part of their attendant care. Day support activities that fall under the category of attendant care are provided through CFCO and provide supports promoting integration, independence and participation in the person's community.

Transportation

Non-medical transportation is also provided to help persons with I/DD in in-home and 24-hour services when public transportation is not available, or not feasible, to help them participate in employment or other services.

Stabilization and Crisis Unit (SACU)

SACU is a 24-hour service provided under the CFCO. SACU provides a safety net for Oregon's most vulnerable, intensive, medically and behaviorally challenged people with I/DD. SACU provides services when no other community-based option is available for a person. This includes persons with I/DD coming out of the Oregon State Hospital, corrections systems, and from crisis situations where counties and private providers cannot meet the needs of the person to ensure health and safety. SACU focuses on supporting people in community-based settings and enabling them to return to less intensive service levels as quickly as possible.

SACU provides 24-hour residential and day supports to people with I/DD from across the state who have significant medical or behavioral needs. The services are provided in licensed five-bed group homes.

SACU started in 1987 when Oregon began moving all persons with developmental disabilities living at the state institution (Fairview Training Center and Eastern Oregon Training Center) to private providers. There were a small number of people with complex medical or behavioral needs who could not yet be supported by private providers.

From the first homes that were opened by SACU to today, the profile of the people served has changed. As private agencies increase their skills to meet challenging needs and agree to provide services, the person who needs a safety net has changed. In the past, the numbers of people with intensive behaviors often had a diagnosis of autism. Today, intensive behaviors are more related to co-occurring mental health diagnosis and/or personality disorders.

Ancillary Services

In addition, people with I/DD served through I/DD are able to access vital ancillary services. Examples of these services include:

- Professional Behavioral Services
- Assistive devices
- Assistive technology
- Long-term care community nursing
- Environmental modifications
- Specialized nursing

Employment First Policy

This policy states that employment in fully integrated work settings will be the first and priority option explored in service planning for all working-age adults and students preparing to transition to the world of work. This policy is based on the general philosophy that persons with developmental disabilities have the ability, with the right supports, to be productive and contributing members of their communities through work. This philosophy also recognizes intrinsic and financial benefits of paid work to the persons with disabilities and their families.

To support the policy and philosophy of fully integrated work settings, since July 1, 2015 the department no longer funds services for new people to enter sheltered workshops. Employment services are also provided consistent with the provisions and expectations of Executive Order 15–01, “Providing Employment Services to

Individuals with Intellectual and Developmental Disabilities,” reissued in January 2015.

Employment Services

These services have been strengthened and improved as part of the important Employment First initiative. I/DD has restructured employment services to encourage integrated, competitively paid employment for people with I/DD. Employment services are no longer bundled with attendant care services; they have been broken out into discrete services to support people as they learn about, find and maintain employment. Employment services are not offered through the CFCO; they remain available through the Medicaid waiver.

Employment services include:

- Employment path
- Job discovery
- Job development
- Job coaching
- Small group supported employment

Family Support Services

These services are available to any family with a child with I/DD and under the age of 18 that is not eligible for Medicaid. The program offers minimal support services with the most common request being for respite care.

All children in this program have case managers through their county CDDP and state-funded services are allocated based on need. Most children are also in school programs and the case manager coordinates between school and home. Family support services can be more cost effective by allowing the family to support the child with a small amount of funding, without accessing Medicaid.

Family-to-Family Networks

These family-driven networks provide training, information, referral and general support with families providing support among one another. Just having another family to connect with or problem solve with is often what it takes to be supported in the family home.

Program Design and Delivery

Staff and services support the administration of I/DD programs through a central

office providing strategic planning, program funding, policy development, general oversight and technical support to community services and support and leadership for various advisory councils.

The structure for service delivery and design includes a central program administration office within ODHS and contracted services with community Developmental Disabilities Programs (CDDP) and Brokerages.

Contracted CDDPs, usually operated by county government, are responsible for eligibility determination and redeterminations, protective service investigations and foster care licensing and reviews. After eligibility is established through the CDDP, adults who live in in-home settings can choose to be served by the CDDP or a Brokerage.

Brokerages provide case management services, including assessment and service planning for adults in-home.

Case Management

These services are provided through certified entities called Brokerages or through Community Developmental Disabilities Programs (CDDPs). CDDPs support children and adults while Brokerages support adults in in-home settings.

A functional needs assessment is administered to determine the person's level of need and the amount or rate of services that will be available. The Services Coordinator (SC) or Personal Agent (PA) then works with the person, family and others important in the person's life to complete an Individual Support Plan (ISP) and a career development plan (CDP). They then work with the person to identify necessary supports required to meet the needs identified through the assessment and the goals identified in the ISP/CDP. SCs and PAs provide referrals to providers and other resources necessary to meet the person's needs. SCs and PAs continuously monitor the individual's ISP implementation, person's satisfaction with services and supports, and the plan and services in place, to ensure the person's health and safety.

Quality Improvement

In 2017, the I/DD program created a Quality Improvement unit. This unit is responsible for coordinating quality assurance and quality improvement activities for I/DD services. This includes performing regular quality reviews of Brokerages and Community Developmental Disabilities Programs; overseeing Licensing activities; coordinating with Abuse Investigator Specialists (AIS) and the Office

of Training, Investigations and Safety (OTIS); establishing quality metrics for I/DD; collecting and analyzing data to measure overall system performance and to inform policy decisions.

Brokerages and Community Developmental Disabilities Programs (CDDP) field reviews

The I/DD Quality Assurance unit conducts field reviews on a two-year cycle in each CDDP and Brokerage. The reviews are focused on ensuring Centers for Medicare and Medicaid Services (CMS) Assurances are met through performance measures approved by CMS. The reviews assist I/DD in identifying program-specific strengths and areas requiring improvement allowing for focused training and technical assistance. The reviews assist with identifying individual issues needing to be corrected as well as allow for analyzing common trends across the state that may suggest a need for system changes, improvements, best practices and training.

I/DD Licensing Unit

The Intellectual/Developmental Disabilities (I/DD) Licensing Unit oversees a statewide program responsible for licensing and the quality of care in programs serving persons with I/DD, including the licensing of adult foster homes and 24-hour residential facilities. It oversees, and is responsible for, the Medicaid-agency certification of agencies and the endorsement of 24-hour residential programs, supported living programs, and employment programs. It also certifies Support Service Brokerages and Child Foster Homes throughout the state. Through licensing and certification, the I/DD licensing team ensures that providers of services comply with requirements for federal and state reimbursement. The I/DD Licensing team conducts complaint investigations and determines necessary corrective action up to and including civil penalties or revocation of a license or certificate.

History — Future Trends

Oregon is recognized nationally as an innovative leader in developing community-based services for persons with I/DD. Oregon is one of the few states that have no state or privately operated institutional level services specifically for people with developmental disabilities. In fact, the majority of persons with developmental disabilities in Oregon are served in their own home or their family's home.

The work of ODDS and its partners and stakeholders aims to achieve a self-

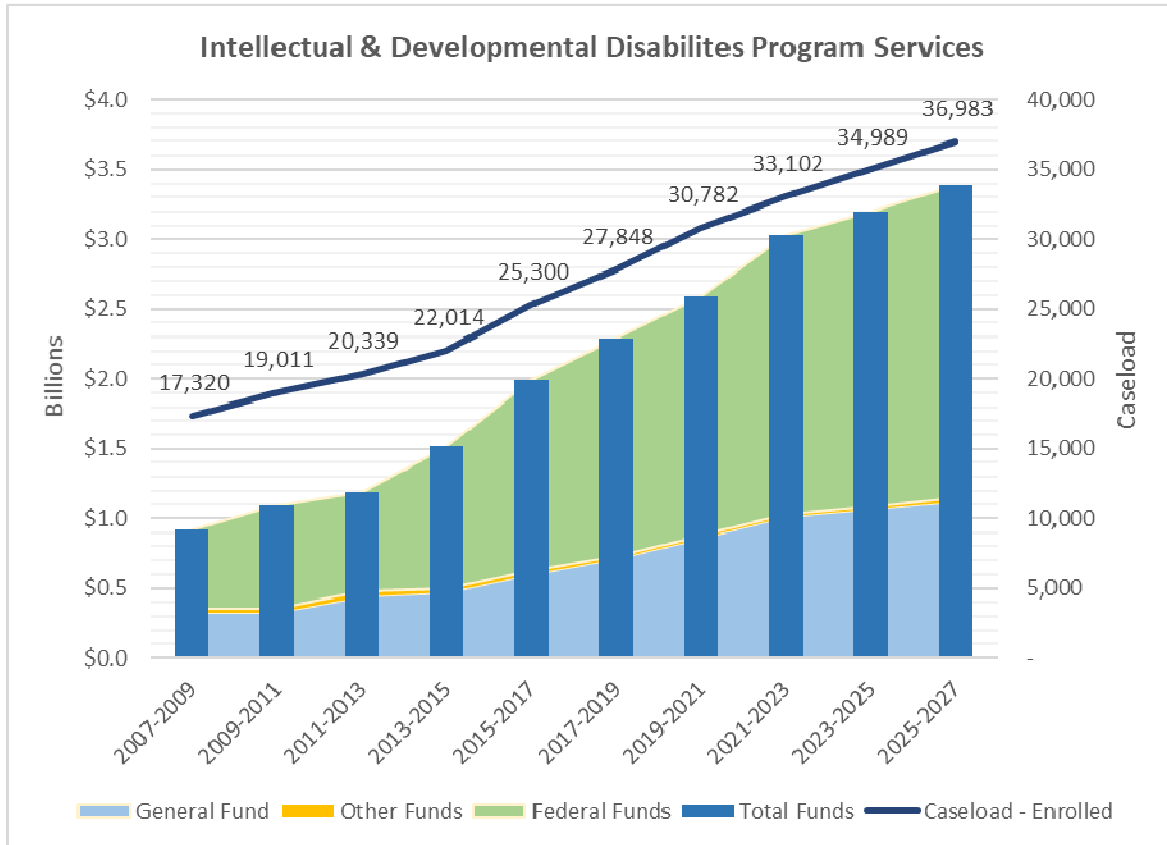
directed, family-involved, individually focused, culturally appropriate and sustainable approach to service. People with I/DD and their families report a high level of satisfaction through increased control over services, the ability to more fully integrate in their home communities, and through the benefits of home and community life.

Nationally, and in Oregon, the number of people with intellectual and developmental disability-related needs is growing. There also is an increase in the number of people who need services that have co-occurring mental health needs or are coming from the corrections system. To reach underserved or underrepresented communities, more consistent and deliberate efforts are needed to build a diverse workforce capable of delivering linguistically and culturally agile services. However, to further advance the inclusion of people with I/DD in their communities of choice, and to serve the increasing number of people with I/DD accessing services, efforts to ensure the long-term sustainability of the system must continue.

Oregon Department of Human Services: Program Services

Primary Long-Term Focus Area: Safer and Healthier Communities
 Secondary Long-Term Focus Area:
 Program Contact: Lilia Teninty

Program Services – Caseload and Funding



Note: Effective 2013-2015, K Plan increased enrollment as well as lifted spending caps.

Program Overview

Oregon home- and community-based services for people with intellectual and developmental disabilities are provided under several Medicaid authorities including Community First Choice Option (CFCO), also known as K Plan; and five 1915(c) waiver programs. ODDS also operate a small Family Support program funded by state general funds providing limited flexible supports for individuals and families.

Currently, ODDS home- and community-based services support more than 30,000 adults and children with intellectual and developmental disabilities to live their lives in their communities. About 13,000 of them receive services in their own of family homes.

Program Funding Request

I/DD Program Services	GF	OF	FF	TF
19-21 LAB	\$ 857,933,459	\$ 19,954,739	\$ 1,716,506,428	\$ 2,594,394,626
21-23 GB	\$ 1,007,367,914	\$ 21,098,061	\$ 1,998,413,140	\$ 3,026,879,115
Difference	\$ 149,434,455	\$ 1,143,322	\$ 281,906,712	\$ 432,484,489
Percent Change	17.4%	5.7%	16.4%	16.7%

Program Description

Oregon home- and community-based services for people with intellectual and developmental disabilities are provided under several Medicaid authorities including Community First Choice Option (CFCO), also known as K Plan; and five 1915(c) waiver programs. Supports provided under K Plan are services such as attendant services that support individuals in accomplishing activities of daily living and instrumental activities of daily living (ADL/IADL), relief care, behavioral support services, transportation, environmental modifications, and assistive technology and devices.

The Adult and Children Waivers provide services such as case management, employment services, and other ancillary services (direct nursing services, specialized medical supplies, environmental safety and vehicle modifications, and family training). Services through the Children’s Waiver are provided to children in all settings, including family homes, group homes, and foster care through Community Developmental Disabilities Programs (CDDPs). Services through the Adult Waiver are provided to adults, age 18 and older. Adults receiving service through CDDPs may reside in all settings including their own homes, family homes, supportive living, group homes, and foster care. Adults served through Support Services Brokerages receive services in their own or family home. Individuals receiving services through either waiver can access all K Plan services. Under CFCO, an individual can elect to live in any setting of their choice, but it may impact whether they receive case management support through CDDP or Brokerage.

Of the more than 30,000 individuals enrolled in services (May 2020 Variance Report), 3,078 live in 24-hour group homes, 3,438 in foster homes, 733 in supported living. 12,945 individuals, who receive I/DD services in addition to case management, reside in their own or family homes. 7,583 of the adults served at home receive case management support through Support Services Brokerages; 13,002 adults living in all settings receive case management through the CDDP system. In-home support services average approximately \$2,195 per month per individual while out-of-home services average approximately \$6,727 per month.

For both children and adults, the direct care services are provided through Personal Support Workers (PSWs), provider agencies, behavior consultants, and respite providers. Personal Support Workers were provided collective bargaining rights in 2010 through HB 3618.

Employment services

ODDS currently offer supported employment services, such as job development, job coaching, supported small-group employment, discovery, and Employment Path. Discovery and Employment Path help individuals explore and learn skills to help them gain competitive integrated employment. These services are currently provided through the all five waivers.

People who are employed in the community have the highest level of integration and have stronger social networks. The more people with developmental disabilities can achieve paid employment, the less dependence there is on public resources and the greater the state's flexibility in designing future services that respond to the need of this population.

Oregon has been very successful in developing community-based care to move away from institutions as a model of care. Individuals with developmental disabilities fully engaging with their communities brings positive outcomes while being fiscally beneficial. Based on federal requirements, community employment services will be the only employment services to receive federal funding as of September 1, 2020.

Model Waivers

ODDS administer three Model Waivers through the Children's Intensive In-Home Services (CIIS) unit: Medically Involved Children's Waiver, Medically Fragile Model Waiver, and Behavioral Model Waiver for children. Currently, these waivers serve about 388 kids. Children receiving service through Model Waivers are also able to access K Plan services. These services are substantially the same as individuals served through the Comprehensive and Support Services Waivers, including attendant services, relief care, behavioral support services, environmental modifications, and assistive technology and devices.

Family Support Program

Limited supports for children are offered by ODDS through the Family Support Program and are available to any family of a child under age 18 who is not receiving K plan or waiver services. The program is funded by general fund and offers flexible supports with the most common request being for attendant care and respite services. On average, during 2019-21 biennium, the program served 105 families per month at an average monthly cost of about \$223. All children in these programs have case managers through their county Community Developmental Disabilities Program (CDDP).

Program Justification and Link to Focus Areas

ODDS service and supports for people with intellectual and developmental disabilities link to the Safer, Healthier Communities area through its focus on individuals with intellectual/developmental disabilities (I/DD) to ensure they are healthy and have the best possible quality of life in their communities among families and friends and are working or attending school to achieve their greatest potential. Additionally, ODDS continuously work to ensure that services are provided in a linguistically and culturally competent manner.

When compared to the entire Medicaid population, adults in the Medicaid-funded home- and community-based services with I/DD are uniquely more reliant on the service system to make lifestyle changes and to adequately access health care. Funding I/DD programs to support the necessary lifestyle choices that reliably and consistently follow through with medical recommendations will result in significant cost savings to the state's medical programs. Families and case

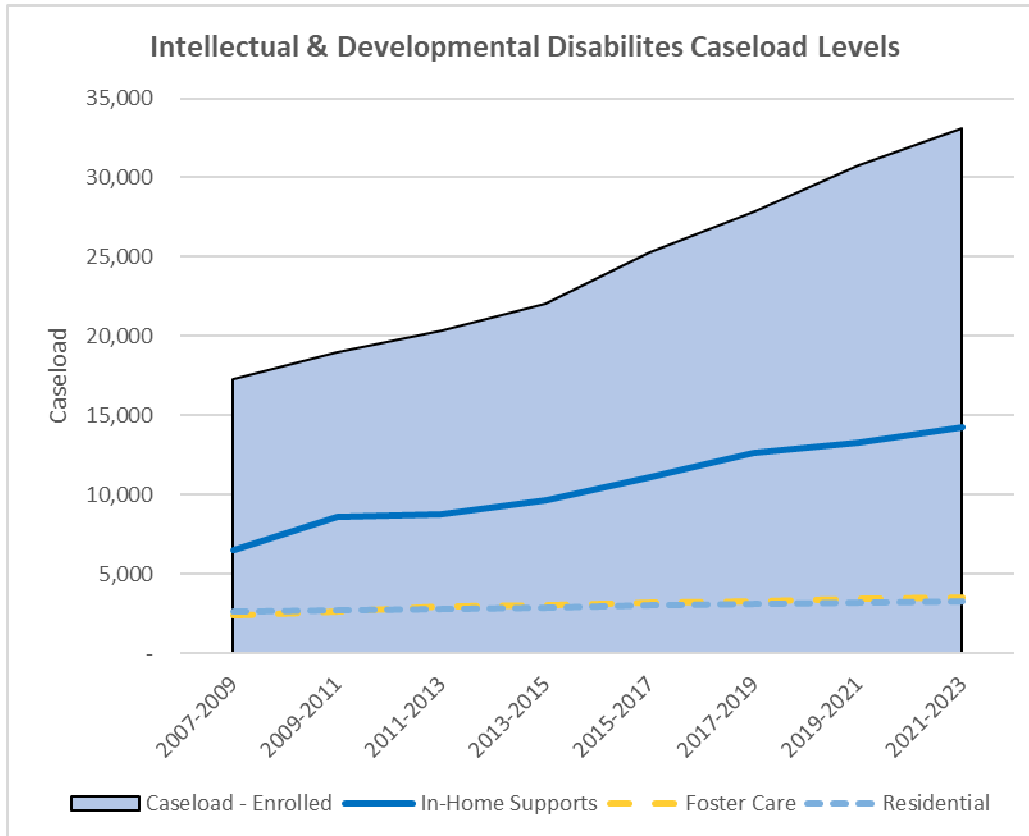
managers are critical to help with health care coordination in the communication and implementation of treatment.

I/DD services are critical to the financial stability of a family and to the person with intellectual/developmental disabilities. With supports, families are not forced to decide between working and supporting their family member. It is also important that working-age adults with developmental disabilities are supported to work. Oregon has implemented an Employment First policy. This prioritizes individuals in actively engaging in developing work skills and defining work interests, pursuing job development or being employed in the community, and receiving support to maintain employment. In addition to being happier and healthier, individuals with I/DD who are employed broaden their network of supports, contributing to the Thriving Oregon Economy focus area.

Executive Order 15-01 and the *Lane v. Brown* Settlement Agreement reached in 2016 directs state agencies to take numerous steps that will advance the State's Employment First policy in Oregon. The goal of this Order is to further improve Oregon's system of designing and delivering employment services to those with intellectual and developmental disabilities in achieving competitive integrated employment, including a significant reduction over time of state support of sheltered work and an increase in investment in employment services. The Order and Agreement cover the time of July 1, 2014 through July 1, 2022 and specifies certain benchmarks and metrics to be achieved each year.

Program Performance

Supporting individuals to live at home or live on their own is the most desirable outcome for people with I/DD and is most cost effective for the state. The number of people supported at home has been the largest area of growth in the I/DD system.



Fall 2020 Forecast

Enabling Legislation/Program Authorization

Oregon Revised Statutes 427.005, 427.007, and 430.610 through 430.695 enable the provision of family support for children with developmental disabilities.

Oregon Revised Statutes 427.410 enables the provision of Support Services for adults through Support Services Brokerages.

At the federal level, in addition to all applicable Medicaid statutes and regulations, services must comply with the Title II of the Americans with Disabilities Act (ADA) of 1990 and Section 504 of the Rehabilitation Act of 1973. Compliance with these federal laws is subject to the U.S. Supreme Court's Olmstead Decision of 1999 and the U.S. Department of Justice's interpretation of that decision as it

relates to the ADA and Rehabilitation Act. The Olmstead ruling applies to ODDS services.

Funding Streams

The services are designed and approved using Medicaid 1915c Home and Community-Based Waivers, and primarily, the Community First Choice Option in the Medicaid State Plan. The program funding match rate is 63 percent Federal funds and 37 percent State General Funds for waiver services and 69 percent Federal funds and 31 percent State General Funds for State Plan services.

Funding Justification and Significant Changes to CSL

There is one investment in the Governor’s Budget, in addition to the regular essential packages that are part of the normal budget build process.

PACKAGE NO. POP 119	PACKAGE TITLE Implementation of the New Rate Model				
GENERAL FUND \$ 34,414,903	OTHER FUNDS \$ -	FEDERAL FUNDS \$ 66,874,523	TOTAL FUNDS \$ 101,289,426	POSITIONS -	FTE -
PACKAGE DESCRIPTION POP 119 request funds to cover the cost of transition to the new rate models for provider agencies delivering specific services. This funding will cover transition from the old rate model based on old assessment instrument to the use of new Oregon Need Assessment (ONA) and new rate model.					

In addition, the Governor’s Budget proposes reductions as follows:

- Eliminates funding for the Family Networks program
- Assumes continuation of enhanced FMAP savings related to the COVID-19 pandemic for the first quarter. This type of reduction does not impact programs or services, it is only a reduction to the General Fund while an increase to the Federal Funds occurs resulting in \$0 Total Fund impact.

Oregon Department of Human Services: Delivery and Design

Primary Long-Term Focus Area: Safer, Healthier Communities
 Secondary Long-Term Focus Area: N/A
 Program Contact: Anna Lansky

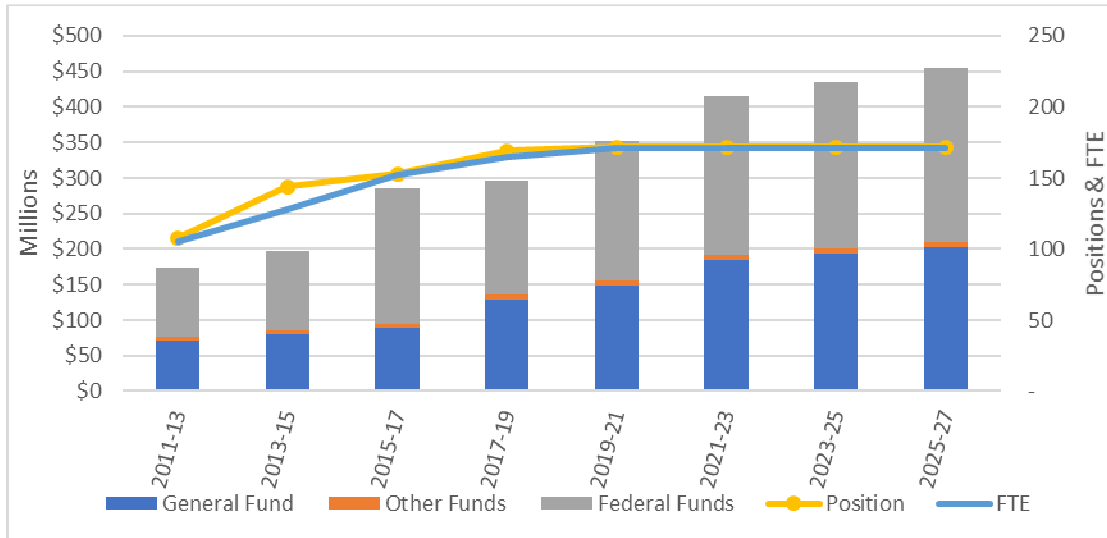


Figure I: Funding of I/DD Delivery and Design (not reflective of funding or FTE for the Stabilization and Crisis Unit (SACU)).

Program Overview The Office of Developmental Disabilities Services (ODDS) manages a lifespan program that provides support and funding to children and adults with intellectual and developmental disabilities (I/DD) to live fully engaged lives in their communities. Oregon has stopped using institutional models to care for people with I/DD and has focused all efforts on people living in their community. Programs are provided in the community in the person’s own home, family home or in a foster care, group home or in supported living programs. Design and Delivery provides administrative and operational support to these programs.

Program Funding Request

Intellectual & Developmental Disabilities Delivery and Design	General Fund	Other Funds	Federal Funds	Total Funds	Positions	FTE
19-21 LAB	\$148,490,757	\$7,225,884	\$196,192,469	\$351,909,110	172	171.30
21-23 GB	\$184,700,698	\$7,537,081	\$223,108,924	\$415,346,703	172	171.25
Difference	\$36,209,941	\$311,197	\$26,916,455	\$63,437,593	-	(0.05)
Percent Change	24.39%	4.31%	13.72%	18.03%	0.00%	-0.03%

Program Description

More than 30,000 Oregonians with I/DD receiving case management and other supports through the ODDS program. Since implementation of Community First Choice Option (CFCO), also known as K Plan, in July 2013, the Oregon I/DD service delivery system has undergone significant changes. Due to CFCO implementation, ODDS now can provide services to all eligible children, while in the past families with children with I/DD had to reach crisis before being able to access services and supports. Additionally, the K Plan has expanded in-home services for adults as well, lifting budget caps previously imposed on the number of services adults with I/DD were able to access in their own or family homes. Under CFCO, the amount of in-home services is determined based on functional needs assessment. As a result of these changes, the number of individuals served within I/DD system significantly increased.

The structure for service delivery and design includes a central program administration office, Children Intensive In-Home Services (CIIS) unit, and contracted services with Community Developmental Disabilities Programs (CDDPs) and Support Service Brokerages (Brokerages). Additionally, the ODDS central office provides strategic planning, program funding, policy development, provider licensure and certification, general oversight, and technical support to community services. Contracted Community Developmental Disability Programs (CDDPs) are responsible for eligibility determination, program enrollment, case management, abuse investigation, and quality assurance. Adults receiving in-home services can also choose to get case management through contracted Brokerages.

With CFCO, people can choose the setting in which they live, which increases the importance of supporting and strengthening the ability of families and communities to include and provide natural supports to those with I/DD.

ODDS delegates the responsibility for administration to local county government, Community Developmental Disabilities Programs (CDDPs), in accordance with state statutes (ORS 407). ODHS has Intergovernmental Agreements with all but six counties. In those counties, the state contracts with a private agency. Local oversight responsibilities include determining eligibility for developmental disabilities, planning and resource development, developing and monitoring Individual Support Plans, documentation of service delivery to comply with state and federal requirements. CDDPs also are responsible for case management services, evaluation and coordination of services, abuse investigations of adults

and quality assurance services. ODDS provide funding for the equivalent of nearly 1,097 full-time employees of CDDPs through contracts. CDDPs provide case management for all individuals, except adults choosing to be served by a Support Service Brokerage. Adults living in their own or family home have a choice of case management providers, between the local CDDP and a Brokerage. Children are all served by the CDDPs, except those case managed by ODDS staff through the Children's Intensive In-Home Services or Children's Residential Services programs.

There are 14 Support Service Brokerages statewide. Brokerages vary in size and support from 251 to 720 people. People with I/DD are enrolled in Brokerages from the county when they select Brokerage case management services. Once in a Brokerage, the Brokerage Personal Agent (PA) completes a needs assessment, develops the Individual Support Plan, and assists the person in determining services needed, amount of service and possible workers or agencies. PA's help the individual to design plans that meet their needs as determined by the need's assessment. ODDS provide funding for 319 full-time employees to the Brokerages. In order to not duplicate services, once a person is in a Brokerage, they do not also get case management from the CDDP.

The majority of individuals receiving services are eligible for Medicaid. Oregon no longer uses institutional models of care for people with I/DD. Instead, the state uses Medicaid Home and Community-Based Services (HCBS) that allow for shared funding from the federal government. Through the CFCO State Plan Option, the states receive FMAP plus an additional 6 percent in federal match.

ODDS staff provide policy and program design, technical support, provider licensure and certification, quality assurance, and field support of CDDPs, Brokerages, and direct service providers. There are more than 3,900 private service provider agencies, including 1,418 foster care providers and more than 16,000 Personal Support Workers. Regulatory oversight for licensed settings is provided by the ODDS Licensing Unit.

Central office staff provides programmatic and budget analysis support to Department of Administrative Services Labor Management, collective bargaining, for the Adult Foster Homes, Home Care Workers, and Personal Support Workers.

The Delivery system also includes the Children's Intensive In-Home Services (CIIS) and the Children's Residential Services comprised of state staff under

ODDS’ umbrella. These units operate and provide case management services to the three Model Waivers for children and provide case management support to children in residential services.

Program Justification and Link to Focus Areas

This program links to the Safer, Healthier Communities focus area. The program delivery system, designed and monitored by central staff and implemented through either the CDDP or Brokerage, is designed to ensure supports are provided so the individual is healthy and safe, and fully engaged in their community. The goal is to help them have the best possible quality of life at any age. Person-centered strategies are used to maximize the person’s outcomes and use of natural supports. The CDDP and Brokerage report on critical incidents and the data are used to track trends and determine strategies to improve healthy living outcomes.

Program Performance

Adequate personnel resources are necessary to ensure delivery of programs and provision of services within Developmental Disabilities in a linguistically and culturally competent manner. The chart below provides a comparison of the caseload growth to the equivalent contracted CDDP and Brokerage personnel: CDDP Service Coordinators and the Brokerage Personal Agents.

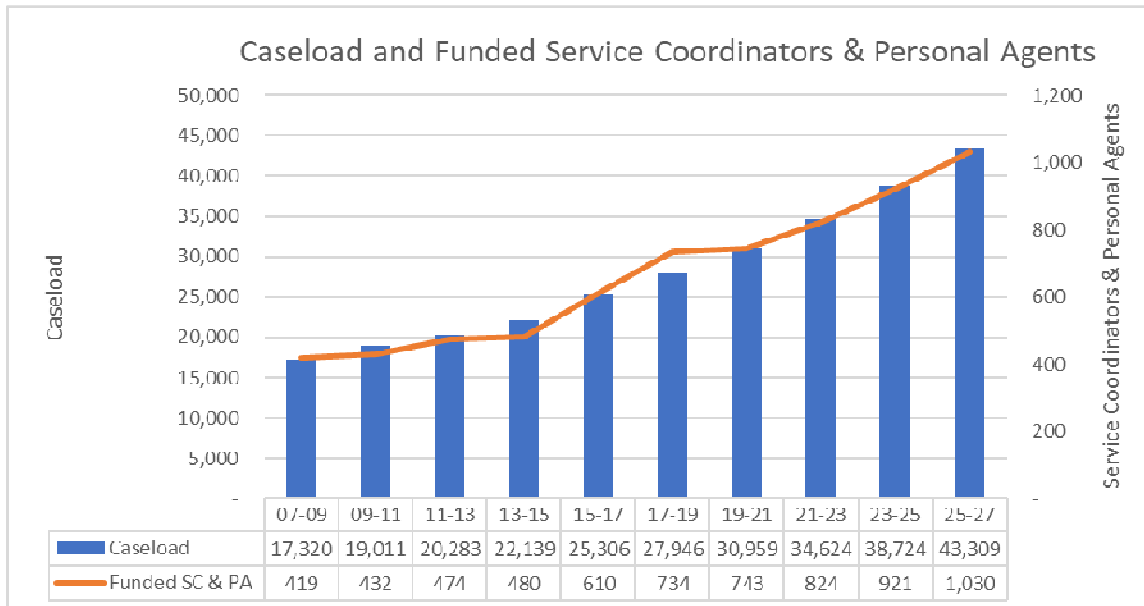


Figure II: Growth of I/DD Caseload and CDDP Service Coordinators and Brokerage Personal Agents.

Enabling Legislation/Program Authorization

The services are designed and approved using Medicaid 1915c Home and Community-Based Waivers and the CFCO Medicaid State Plan. Without the waivers and state plan, individuals would be entitled to Institutional Care for Individuals with Intellectual and Developmental Disabilities (ICF/IDD). Individuals can also be court committed to the state care and custody under ORS 427. Case Management is authorized under the Medicaid State Plan. Federal authorization for all services is at 42 C.F.R. 441 and Section 1915(c) of the Social Security Act. Authorization to provide the services in Oregon is in ORS 410.070, 409.050.

At the federal level, in addition to all applicable Medicaid statutes and regulations, services must comply with the Title II of the Americans with Disabilities Act (ADA) of 1990 and Section 504 of the Rehabilitation Act of 1973. Compliance with these federal laws are subject to the U.S. Supreme Court's Olmstead Decision of 1999 and the U.S. Department of Justice's interpretation of that decision as it relates to the ADA and Rehabilitation Act. The Olmstead Decision requires states to provide services and supports in non-segregated settings.

Funding Streams

The services are designed and approved using the Community First Choice Option in the Medicaid State Plan and Home and Community-Based Waivers, which provide a federal match to the program's General Fund. The program funding match rate for waived services is 63 percent Federal Funds and 37 percent state General Fund and for CFCO services is 70 percent Federal Funds and 30 percent state General Fund.

The administration of CDDP, Brokerage, and Central Office staff are funded at the Medicaid administrative match of 50/50. Authorization to provide the services in Oregon is in ORS 410.070, 409.050.

Funding Justification and Significant Changes to CSL

There is one investment in the Governor’s Budget, in addition to the regular essential packages that are part of the normal budget build process.

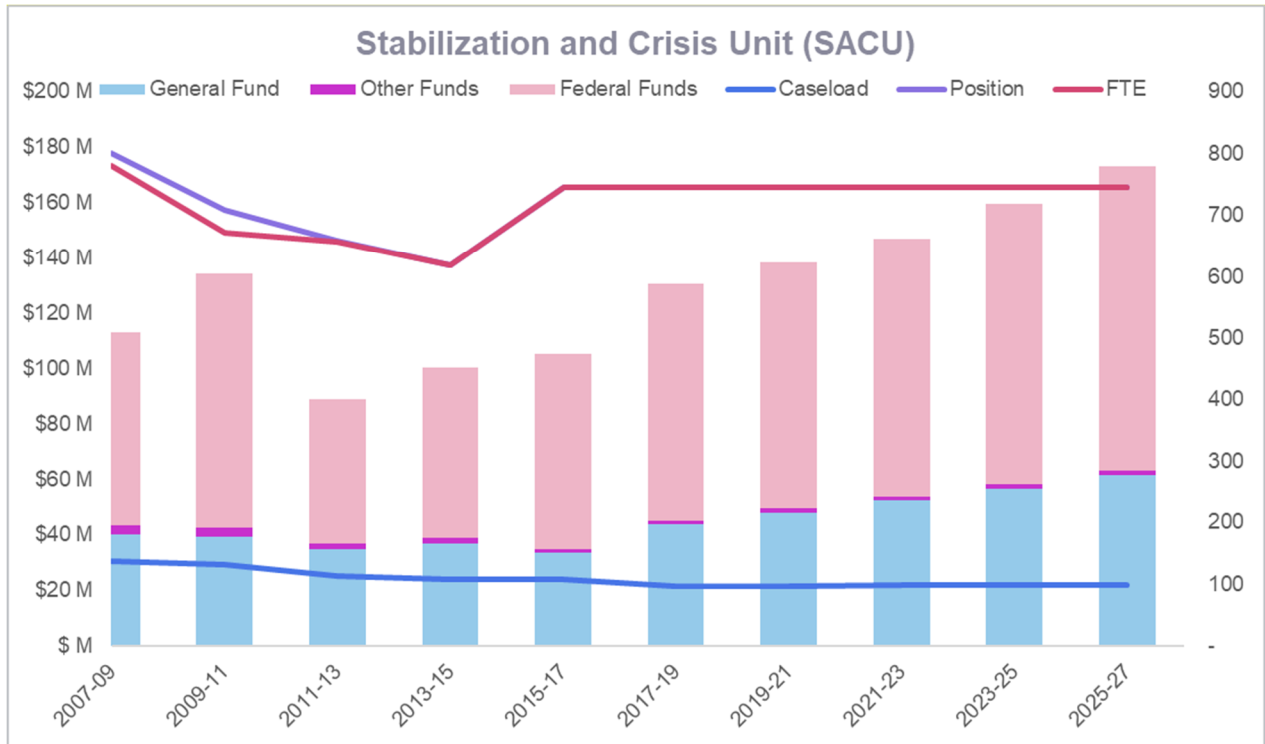
PACKAGE NO.	PACKAGE TITLE				
POP 107	Diversity, Equity and Inclusion				
GENERAL FUND	OTHER FUNDS	FEDERAL FUNDS	TOTAL FUNDS	POSITIONS	FTE
\$570,000	\$0	\$475,000	\$1,045,000	-	-
PACKAGE DESCRIPTION					
<p>The purpose of POP 107 is to advance equity initiatives that will result in more equitable, accessible service delivery to communities of color and historically disadvantaged groups. Including: document and content review and complete translations, reverse translations of case documents, verbal interpretation, alternate tools and materials, and training.</p>					

In addition, the Governor’s Budget proposes reductions as follows:

- Assumes continuation of enhanced FMAP savings related to the COVID-19 pandemic for the first quarter. This type of reduction does not impact programs or services, it is only a reduction to the General Fund while an increase to the Federal Funds occurs resulting in \$0 Total Fund impact.
- Eliminate most inflation for Supplies and Services
- Additional 3% Vacancy savings
- Reduction for DAS service charges
- Reduction for Attorney General services charges

Oregon Department of Human Services: Stabilization and Crisis Unit (SACU)

Primary Long-Term Focus Area: Safer, Healthier Communities
 Secondary Long-Term Focus Area: N/A
 Program Contact: Sierra Rawson



*A 7 percent overall budget reduction occurred in 2011.

Program Overview

The Stabilization and Crisis Unit (SACU) is a safety net resource for Oregonians with intellectual and developmental disabilities (I/DD) with no other option for a residential bed due to significant I/DD and mental health challenges. SACU serves the most vulnerable, intensive, behaviorally and medically challenged individuals with I/DD. This includes people with developmental disabilities coming out of crisis situations, including hospitals, correctional systems, and private providers who cannot meet the needs of the individual to ensure their health and safety. Almost all individuals served by SACU present with dual diagnosis of mental health and I/DD issues. This program is an integral part of the overall intellectual/developmental disabilities continuum of services. SACU focuses on supporting people in

community-based settings and preparing them to return to less intensive service levels once stabilized.

Program Funding Request

	Stabilization and Crisis Unit					
	GF	OF	FF	TF	Positions	FTE
19-21 LAB	47,946,109	1,467,118	89,276,901	138,690,128	745	745.00
21-23 GB	52,465,593	1,498,250	93,066,339	147,030,182	745	744.92
Difference	4,519,484	31,132	3,789,438	8,340,054	-	(0.08)
Percent Change	9.43%	2.12%	4.24%	6.01%	0.00%	-0.01%

Program Description

SACU provides 24-hour residential services to individuals with intellectual/developmental disabilities who have significant behavioral, mental health/medical care needs. The services are provided in licensed 5-bed group homes located across six counties from the Portland metropolitan area south to Eugene.

As individuals enter SACU, staff work with each person to modify behaviors and increase individual skills. Many of the individuals supported have frequent and intense behaviors and staff may provide physical interventions as trained through the Oregon Intervention System (OIS). All individuals have focused behavioral protocols that require frequent staff training and a high level of data collection and review. The program utilizes a person-centered approach and complies with all state and federal regulations.

There is an active referral list of adults and children waiting to enter SACU. Before entry into SACU, individuals are first referred by the local Community Developmental Disabilities Program to community-based providers across the state. When a person is denied or terminated from a current provider program, they move to a SACU placement. Nearly all individuals served have co-morbid (co-occurring) disorders of mental illness and intellectual/developmental disability and mental illness. The acuity level of challenging behaviors requires intensive 24-hour supervision and behavioral support services to ensure safety to themselves and the community. Challenging behaviors range from aggression toward people or property, including self-injurious behaviors. SACU also supports up to 10 individuals with medically fragile conditions that require 24-hour nursing care and support services.

More than 50 percent of these individuals have a history of criminal charges and/or current or pending legal sanctions. The convictions range from such crimes as assault, criminal mischief, theft, harassment, public indecency, possession, rape, sex abuse, and murder. A number have legal sanctions as a result such as parole, probation, Psychiatric Security Review Board (PRSB), or are registered sex offenders. Some are civilly committed as they have been found to be a danger to themselves or others. The majority of individuals referred to SACU have an identified need for a secured facility due to their risk of flight and/or offensive behavior. In addition, a large percentage of individuals require a secure placement where housing modifications are implemented to avoid injury to self and others.

SACU serves 75 adults who need acute stabilization and crisis services. These individuals have been identified due to extreme behavioral and psychiatric needs that have not been successfully provided in the community.

SACU has 15 beds available for children (up to 18 years old) who are in acute crisis situations and require stabilization. These children come from a variety of settings including the family home, foster care, 24-hour group home care, and institutional care.

SACU serves up to 10 individuals in specialized medical facilities due to their fragile medical conditions and I/DD needs.

In all the homes, SACU staff provide services that ensure health and safety needs are met and that the individual has the ability to participate in the community. As the goal of the program is to have the individual live in the most independent, least restrictive community setting, it is important to ensure the individual can be supported in the same type of setting.

All of the individuals in SACU qualify for Medicaid, currently use the Oregon Health Plan and are served by Coordinated Care Organizations, to meet their medical needs. Since there are high medical, behavioral and mental health needs, the program treatment plans are critical for individual stabilization and coordination of health services.

From the initial homes established in 1987 through today, the profile of the individuals served by SACU has dramatically changed. As private agencies increased their skills to meet challenging needs and were able to provide services, the individual who needs safety net services has changed. In 2000, SACU had six

homes serving 30 people with high medical needs. Today these medical homes serve only up to 10 individuals. These individuals now receive care in community and nursing facilities.

In the past, the numbers of people with intensive behaviors were people who had a diagnosis of autism. Today, intensive behaviors are related to co-occurring mental health diagnosis and/or criminal convictions.

With the 2015-2017 budget, SACU completely transformed the organizational structure to increase efficiencies and lower injuries and overtime. The agency formed seven island structures within the existing three regions and created a staffing float pool, which allows for more flexibility in direct care staffing. SACU also created the Crisis Outreach Assessment Team (COAT), a rapid-response team that responds to an individual's crisis as it is occurring. COAT also completes mental health assessments allowing SACU to better support the individuals served. In addition, SACU contracted with a national consultant, Benchmark, to review SACU as a whole and make recommendations for improved services as well as individual and staff safety.

Program Justification and Link to Focus Areas

SACU links to the Safer, Healthier Communities focus area. SACU helps individuals with intellectual/developmental disabilities be healthy and have the best possible quality of life by helping them live in their communities and to work or attend school to achieve their potential. Stabilization and training are provided for adults and children who have entered the program in crisis. SACU helps individuals transition back into community settings with support from their families, caregivers, or private providers.

Individuals enrolled have no other alternatives for a residential placement. They are in crisis due to a family breakdown; discharge from a hospital, psychiatric or correctional setting, or discharge from a private provider who can no longer support them due to the intensity of their behavioral or medical needs. SACU provides a critical alternative to assist the person to return to a healthy and productive life through a high-quality residential program, including community-based housing, appropriate nutritional and medical care, and interventions.

In addition, the safety net provided by SACU allows for targeted, community-based support to individuals in crisis or with otherwise unmet intensive needs,

individuals receive the services they need for the time they need them, and are then assisted to transition back to families or private providers.

Program Performance

Staff ratios are quite high; at minimum all require a 1:1 staffing level. Many require a greater staffing level while in the community. The goal is to stabilize behaviors and health issues in a residential setting so that transition to a private provider is successful. Average length of stay for SACU adults overall (in both medical and behavioral beds) is 6.4 years.

SACU is focusing on placement of these long-term individuals in private care. These types of individuals, who can now be served by private providers due to improvements in community service skills and capacity, are no longer prioritized for this program.

SACU continues to build strong data tracking, including clinical data (individuals' incidents, medication errors, safety records, restraints, and a number of other elements), staffing data (ratios, overtime), and programmatic data (admissions, transfers, exits, length of stay). SACU uses this data to make programmatic changes.

Enabling Legislation/Program Authorization

Virtually all individuals served by SACU are funded through Medicaid Home and Community-Based Waivers and the 1915(k) Medicaid State Plan. The individuals served by SACU would be entitled to nursing home or intermediate care facilities for persons with intellectual and developmental disabilities (ICF/IDD) institutional services. Oregon no longer uses institutional care, but the service would be required if we could not meet the need in the community.

Other federal laws and rulings that impact services delivered through SACU are the Americans with Disabilities Act and the Supreme Court Ruling on Olmstead, which generally require individuals to be served in least restrictive, non-institutional settings. Oregon commitment statutes in ORS 427 also require the State to provide care and custody to a person who presents harm to themselves or others, and SACU's status as the safety net is integral to accomplishing this.

Additional statutes that guide the delivery and program are found in ORS 412, 430, 409 and 410. The Oregon Administrative Rules (OARs) that govern the operations

of SACU require that individuals be supported in the community and in pursuit of educational and vocational activities.

At the Federal level, in addition to all applicable Medicaid statutes and regulations, services must comply with the Title II of the Americans with Disabilities Act (ADA) of 1990 and Section 504 of the Rehabilitation Act of 1973. Compliance with these Federal laws is subject to the U.S. Supreme Court's Olmstead Decision of 1999 and the U.S. Department of Justice's interpretation of that decision as it relates to the ADA and Rehabilitation Act. The Olmstead ruling is relevant to SACU in that it requires all services allowed in the waiver, including SACU, are ones that create inclusion in the community equitably across the state.

Funding Streams

The services are designed and approved using a Medicaid 1915(c) Home and Community-Based Waiver and a 1915(k) Medicaid State Plan which provides a Federal match to the program's General Funds. The program funding match rate is 63 percent Federal funds and 37 percent state general funds for waiver services and 69 percent Federal funds and 31 percent state general funds for 1915(k) State Plan services. Based on their income level, some individuals also pay an other funds contribution toward their room and board costs.

Funding Justification and Significant Changes to CSL

There is are no investments in the Governor's Budget, only the regular essential packages that are part of the normal budget build process.

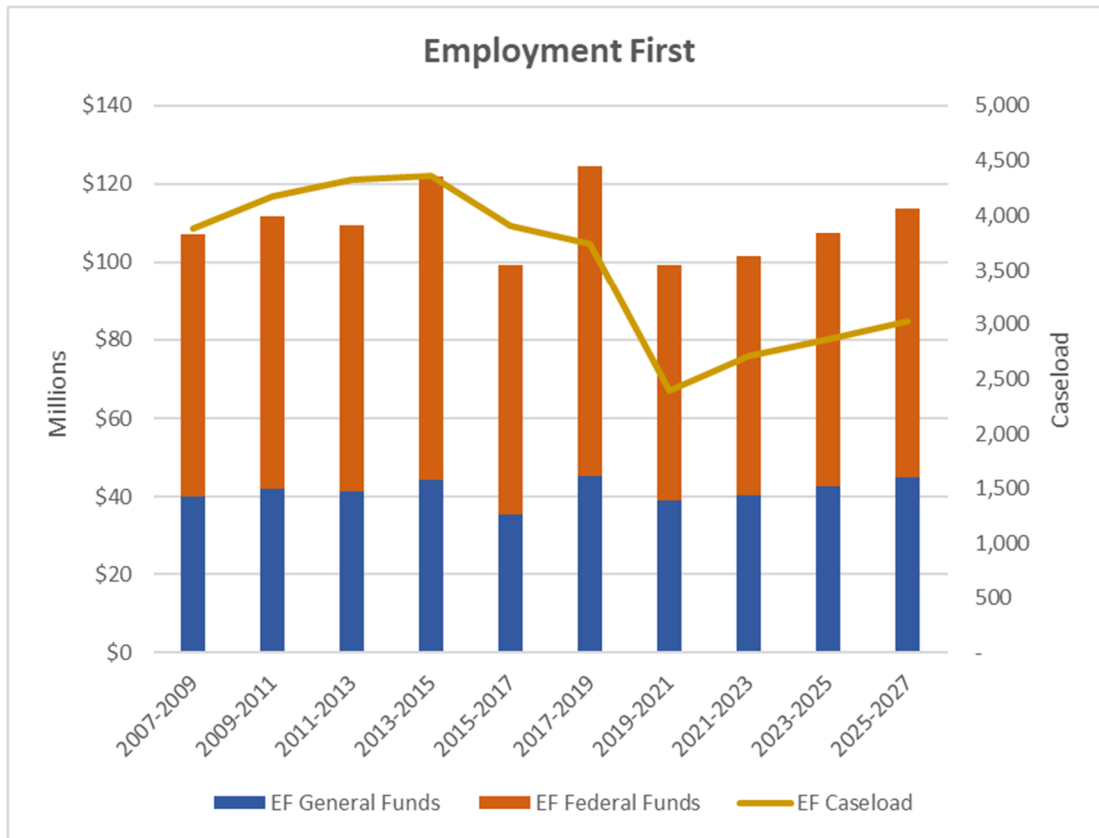
The Governor's Budget proposes reductions as follows:

- Assumes continuation of enhanced FMAP savings related to the COVID-19 pandemic for the first quarter. This type of reduction does not impact programs or services, it is only a reduction to the General Fund while an increase to the Federal Funds occurs resulting in \$0 Total Fund impact.
- Eliminate most inflation for Supplies and Services
- Additional 3% Vacancy savings
- Reduction for DAS service charges
- Reduction for Attorney General services charges

Oregon Department of Human Services: Employment First Intellectual and Developmental Disabilities Services

Primary Outcome Area:
Secondary Outcome Area:
Program Contact:

Thriving Oregon Economy
Safer Healthier Communities
Acacia McGuire Anderson, 503-884-4910



Program Overview

Employment First is a nationwide initiative which helps individuals with I/DD reach and maintain competitive integrated employment by ensuring that employment is the first and priority option in each state. Research has shown that people who are employed in the community have the highest level of integration and have stronger social networks. The more people with developmental disabilities that achieve paid employment, the less dependence there is on public resources and the greater the state’s flexibility in designing future services that respond to the need of this

population. For these reasons and many more, in 2008 Oregon was an early adopter of the Employment First initiative. Employment First is both a national initiative and a state policy. In Oregon, Employment First includes the Office of Developmental Disabilities Services (ODDS), Vocational Rehabilitation (VR), and the Oregon Department of Education (ODE). Employment First is working to increase employment opportunities for individuals with intellectual and developmental disabilities (I/DD). New federal regulations, as well as the Lane v. Brown settlement agreement, place even greater emphasis on the state’s need to provide community-based employment services to people with I/DD. Finally, due to COVID-19 there has been an interruption in employment services, as well as job loss or job reduction; this is in part because people with I/DD are at greater risk of negative effects from COVID-19. As individuals decide to return to work, increase hours, etc. the employment first services become even more critical. These services can help people with I/DD identify accommodations that can help keep them safe and healthy while at work and can also help people return to work.

Program Funding Request

Employment First	GF	OF	FF	TF
19-21 LAB	\$ 38,934,805	\$ -	\$ 60,326,355	\$ 99,261,160
21-23 GB	\$ 40,235,138	\$ -	\$ 61,527,704	\$ 101,762,842
Difference	\$ 1,300,333	\$ -	\$ 1,201,349	\$ 2,501,682
Percent Change	3.3%	0.0%	2.0%	2.5%

Program Description

Employment First is based on the general philosophy that individuals with intellectual and developmental disabilities have the ability to be productive and contributing members of their communities through work. This philosophy also recognizes intrinsic and financial benefits of paid work to the individuals with disabilities and their families. This improved economic self-sufficiency has shown to also reduce reliance on government services. Oregon has been very successful in developing community-based care to move away from institutions as a model of care. Having individuals with developmental disabilities fully engaged in their communities is highly desirable as an outcome and fiscally efficient. The Employment First initiative is designed to ensure that employment supports are provided in the community.

All people with developmental disabilities who are eligible to receive services through either the Comprehensive or Support Services waiver and the Community First Choice (K Plan) may choose to receive residential support through in-home services, foster care, group homes, or supported living services, as well as employment and/or day services. Employment supports include:

- Employment Path services — individuals learn employment skills
- Supported Small Group services — supports for individuals to work in the community with up to seven other individuals who have disabilities and make minimum wage or better
- Job coaching — support to work independently in a community-based job making minimum wage or better
- Discovery — a time-limited service designed to help an individual learn more about their employment strengths and potential job interests

The Employment First policy states that work in integrated jobs is the first and priority option in planning employment services for working-age adults and youth. Services should be planned to use person-centered practices that identify an individual's talents, skills, and interests. This information can then help inform employment options and career opportunities.

In 2014, CMS issued additional guidance regarding their Home and Community Based Services (HCBS) regulation requiring that employment supports be community-based by March 2019. Further, DHS reached a settlement in the Lane v. Brown case in January 2016 which requires that ODDS, VR, and the ODE work together to ensure that individuals who are currently in a sheltered workshop (or who have been in a sheltered workshop as of 2012) or individuals eligible for ODDS services transitioning out of high school receive supported employment services to help them obtain competitive integrated employment. Additionally, the Rehabilitation Act was amended formally as of June 30, 2016 via the Workforce Innovation and Opportunity Act, which requires competitive integrated employment as the outcome to be considered a successful placement through VR.

These federal and state changes, as well as implementing Employment First policies, require some fundamental systems transformation. Many providers needed support to change business practices to support individuals in jobs throughout their communities. Due to this technical assistance and other support, the last Sheltered Workshop in the state of Oregon will close August 31, 2020 and alternatively, focus

on delivering integrated employment supports.

It continues to be critical for business partners to embrace the benefits of hiring people with developmental disabilities. Employment First partners with the Oregon Council on Developmental Disabilities and other stakeholder and advocacy organizations to develop policies and communications that strengthen employment outcomes.

As part of the department's strategic planning to integrate those with developmental disabilities into their communities, as well as new federal regulations which require that all employment supports be community-based, Oregon has moved away from the Sheltered Workshop model into a community based model as the last Sheltered Workshop in Oregon closed August 31, 2020. For people with developmental disabilities, the goal is that their time in career exploration and hours working in the community will increase and time spent in sheltered workshops decreases. This goal aligns with federal regulations, as well as the Lane v. Brown settlement agreement.

Program Justification and Link to Focus Areas

Employment First links to the Thriving Oregon Economy focus area. Individuals with developmental disabilities are healthier, safer, and happiest when they are engaged in meaningful work. Individuals are more likely to be able to live with their family longer when they have their own daily schedule that is similar to working parents. As with all other citizens, for individuals with I/DD, employment has many positive impacts. These impacts include increasing self-worth, building relationships, and access to community resources. Employment improves economic well-being as well as physical and mental health. Employment supports are key in moving people with developmental disabilities away from 24-hour support services, which results in fewer public funds being spent.

Employment First also links to other economic development strategies to increase workforce diversity while meeting business needs in ways that result in jobs and prosperity for all Oregonians. Hiring people with disabilities is not only of benefit to those individuals, but also to businesses. Businesses report that their employees with disabilities help with overall retention, contribute to a positive workplace culture, are dedicated and hard workers, etc. Some information from Oregon employers can be found here: [Employer Testimonial](#).

Program Performance

Employment trends have been tracked since 2007. Since Employment First began in 2008, there has been growth in community employment. Additionally, according to the March 2019 Employment Outcome Survey data 1,509 people received individual supported employment services. This is a 23% increase in people working in individual supported employment services from March 2018. From July 2018 to July 2019 (SFY 2019), Vocational Rehabilitation (VR) had 853 closures that led to competitive integrated employment for those people also receiving ODDS services. For more information, please visit the [Employment First Outcomes and Successes Report](#).

Employment First and its partners have reached the goals outlined in the 2015-2017 Bid ensuring that by 2016, no transition age youth may enter a sheltered workshop when leaving school as there were no new entries into a sheltered workshop setting allowed by Oregon Administrative Rule as of 7-1-2015. Although there were over 4,200 individuals in a Sheltered Workshop setting (totaling more than 45 Sheltered Workshops) in 2012, as of July 1, 2020 there are only 45 people remaining in a single Sheltered Workshop setting and as of August 31, 2020 all Sheltered Workshops in Oregon have closed.

For more details regarding process, please visit our bi-annual data reports: <http://www.oregon.gov/DHS/EMPLOYMENT/EMPLOYMENT-FIRST/Pages/data-reports.aspx>

Employment First Goals:

By June 30, 2022, based on the Lane v. Brown Settlement, Employment First (through ODDS and Vocational Rehabilitation) must place 1,115 individuals currently or recently in a sheltered workshop in competitive integrated employment; and

By June 30, 2022, based on the Lane v. Brown Settlement and Executive Order 15-01, Employment First must provide supported employment services to 4,600 transition age youth or individuals currently or recently in a sheltered workshop. This is required by the Lane v. Brown Settlement Agreement and ODHS along with ODE is progressing toward system change to ensure these outcomes are reached.

To date, Oregon is in substantial compliance with the Lane v. Brown Settlement Agreement. However, COVID-19 has impacted job placement goals, as well as the hours individuals with I/DD work. This makes this biennium critical to ensuring that Oregon continues to meet the required Lane v. Brown Settlement Agreement outcomes so that the agreement can be resolved as planned. Without continued efforts, Oregon stands to lose providers who deliver these services and ultimately, could fail to meet metrics.

Enabling Legislation/Program Authorization

The provisions of employment-related services for individuals with developmental disabilities are in ORS 430.610, .650, and .670. The enabling statutes are in ORS 409.050 and ORS 410.070.

At the federal level, in addition to all applicable Medicaid statutes and regulations such as the Home and Community Based Services regulation and Workforce Innovation and Opportunity Act mentioned above, services must comply with the Title II of the Americans with Disabilities Act (ADA) of 1990. Compliance with these federal laws are subject to the U.S. Supreme Court's Olmstead Decision of 1999 and the U.S. Department of Justice's interpretation of that decision as it relates to the ADA and Rehabilitation Act. ADA and Olmstead are relevant to Employment First since the program must assure statewide access in the least restrictive environment.

As of January 2016, the Lane vs. Brown case has been formally settled and Oregon via ODHS and ODE are mandated to effectively implement policies to achieve the required outcomes of the Settlement Agreement, which is mandated under federal jurisdiction.

Funding Streams

All funding for Employment First through ODDS is matched through the Medicaid 1915(c) Home and Community-Based Waiver. When a person is getting job development from Vocational Rehabilitation (VR), OVR Title 1 case service funding is used.

Funding Justification and Significant Changes to CSL

There is one investment in the Governor’s Budget, in addition to the regular essential packages that are part of the normal budget build process.

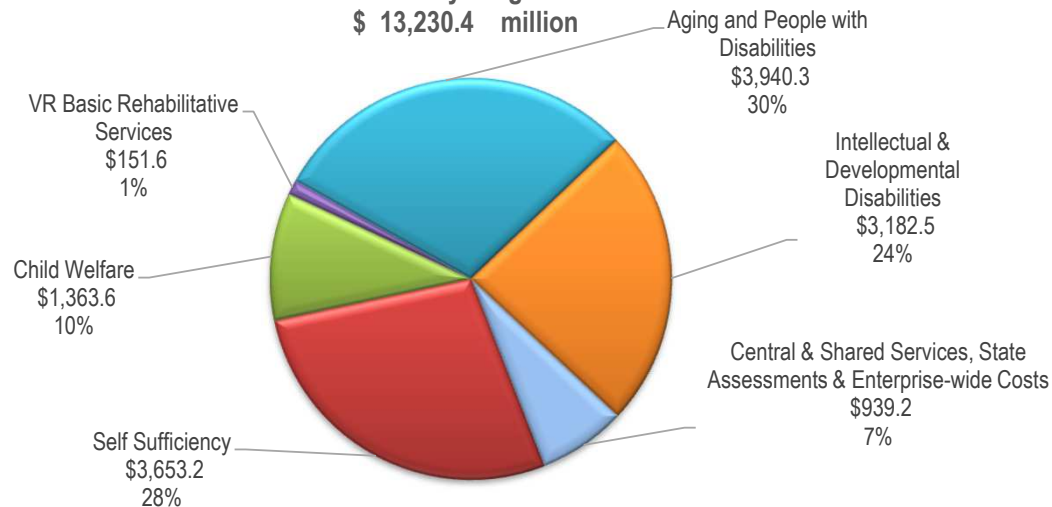
PACKAGE NO.	PACKAGE TITLE				
POP 119	Implementation of the New Rate Model				
GENERAL FUND	OTHER FUNDS	FEDERAL FUNDS	TOTAL FUNDS	POSITIONS	FTE
\$ 4,111,562	\$ -	\$ 6,335,014	\$ 10,446,576	-	-
PACKAGE DESCRIPTION					
POP 119 request funds to cover the cost of transition to the new rate models for provider agencies delivering specific services. This funding will cover transition from the old rate model based on old assessment instrument to the use of new Oregon Need Assessment (ONA) and new rate model.					

In addition, the Governor’s Budget proposes a reduction as follows:

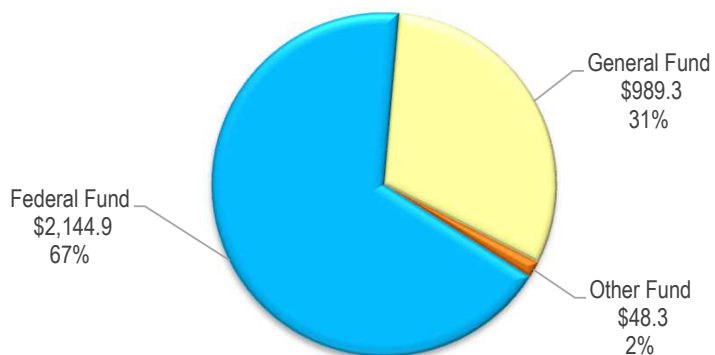
- Assumes continuation of enhanced FMAP savings related to the COVID-19 pandemic for the first quarter. This type of reduction does not impact programs or services, it is only a reduction to the General Fund while an increase to the Federal Funds occurs resulting in \$0 Total Fund impact.

**Oregon Department of Human Services
2019-21 Legislatively Approved Budget
Total Fund by Program Area**

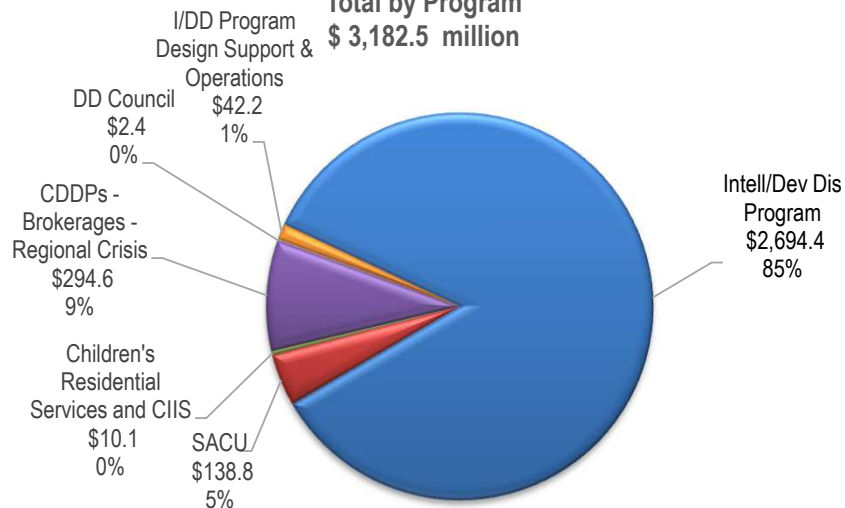
\$ 13,230.4 million

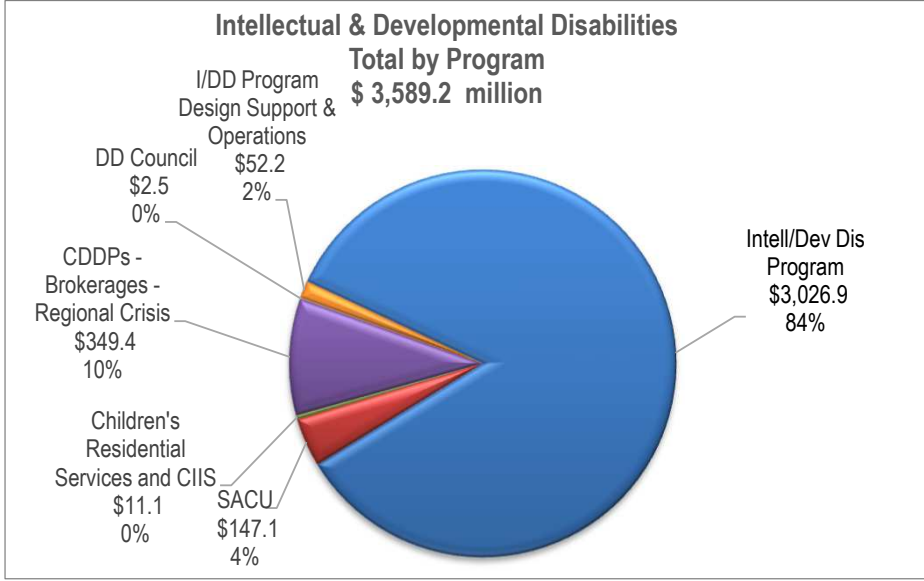
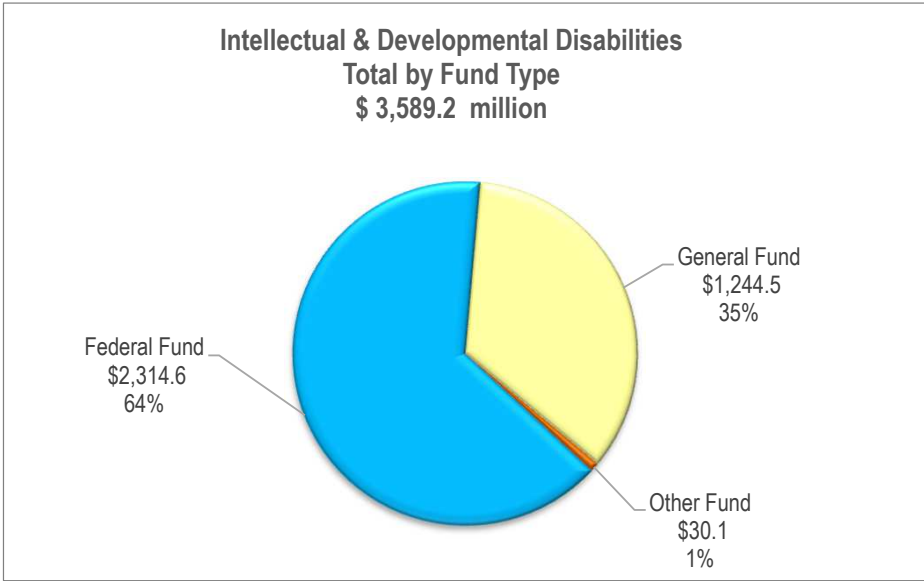
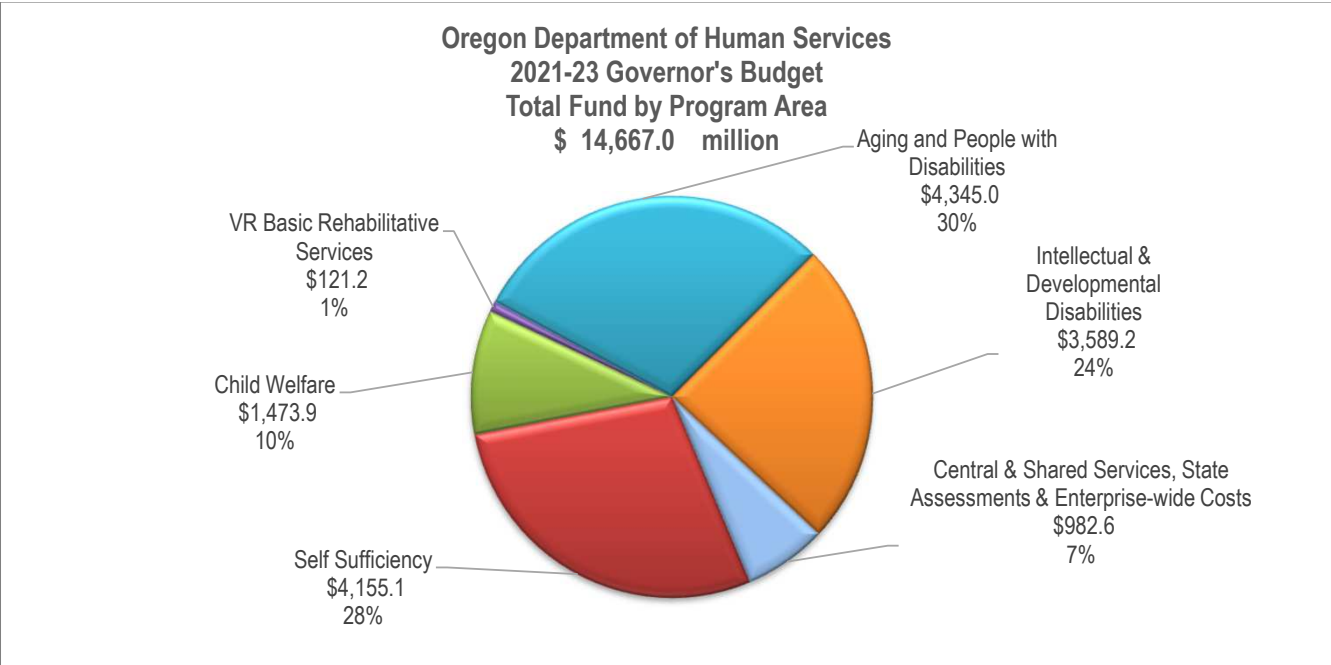


**Intellectual & Developmental Disabilities
Total by Fund Type
\$ 3,182.5 million**



**Intellectual & Developmental Disabilities
Total by Program
\$ 3,182.5 million**





DETAIL OF LOTTERY FUNDS, OTHER FUNDS, AND FEDERAL FUNDS REVENUE

Human Services, Dept. of
2021-23 Biennium

Agency Number: 10000
Cross Reference Number: 10000-060-09-00-00000

<i>Source</i>	2017-19 Actuals	2019-21 Leg Adopted Budget	2019-21 Leg Approved Budget	2021-23 Agency Request Budget	2021-23 Governor's Budget	2021-23 Leg. Adopted Budget
Other Funds						
Business Lic and Fees	326,708	-	-	-	-	-
Non-business Lic. and Fees	88,031	-	-	-	-	-
Care of State Wards	8,564,614	-	-	-	-	-
Fines and Forfeitures	149,163	-	-	-	-	-
Interest Income	151,167	-	-	-	-	-
Loan Repayments	1,751	-	-	-	-	-
Other Revenues	19,285,975	25,328,830	25,328,830	26,654,614	26,671,768	-
Transfer from General Fund	-	3,318,911	3,318,911	3,461,624	3,461,624	-
Tsfr From Education, Dept of	1,141,278	-	-	-	-	-
Tsfr To Long Term Care Ombud	(135,932)	-	-	-	-	-
Total Other Funds	\$29,572,755	\$28,647,741	\$28,647,741	\$30,116,238	\$30,133,392	-
Federal Funds						
Federal Funds	1,840,782,888	2,001,975,798	2,001,975,798	2,445,611,892	2,314,588,403	-
Total Federal Funds	\$1,840,782,888	\$2,001,975,798	\$2,001,975,798	\$2,445,611,892	\$2,314,588,403	-

ESSENTIAL AND POLICY PACKAGE FISCAL IMPACT SUMMARY

Human Services, Dept. of
Pkg: 010 - Non-PICS Psnl Svc / Vacancy Factor

Cross Reference Name: Intellectual & Devlpmnt'I Disabilities - I/DD
Cross Reference Number: 10000-060-09-00-00000

<i>Description</i>	General Fund	Lottery Funds	Other Funds	Federal Funds	Nonlimited Other Funds	Nonlimited Federal Funds	All Funds
Revenues							
General Fund Appropriation	697,606	-	-	-	-	-	697,606
Personal Income Taxes	-	-	-	-	-	-	-
Other Revenues	-	-	16,996	-	-	-	16,996
Federal Funds	-	-	-	755,376	-	-	755,376
Total Revenues	\$697,606	-	\$16,996	\$755,376	-	-	\$1,469,978
Personal Services							
Temporary Appointments	40,345	-	10,231	53,656	-	-	104,232
Overtime Payments	84,106	-	1,021	111,752	-	-	196,879
Shift Differential	15,429	-	-	20,519	-	-	35,948
All Other Differential	41,368	-	2,223	15,139	-	-	58,730
Public Employees' Retire Cont	24,404	-	562	25,532	-	-	50,498
Pension Obligation Bond	309,540	-	4,149	321,601	-	-	635,290
Social Security Taxes	13,866	-	1,031	15,381	-	-	30,278
Unemployment Assessments	-	-	-	-	-	-	-
Other OPE	50,178	-	-	100,817	-	-	150,995
Vacancy Savings	118,370	-	(2,221)	90,979	-	-	207,128
Total Personal Services	\$697,606	-	\$16,996	\$755,376	-	-	\$1,469,978
Total Expenditures							
Total Expenditures	697,606	-	16,996	755,376	-	-	1,469,978
Total Expenditures	\$697,606	-	\$16,996	\$755,376	-	-	\$1,469,978

ESSENTIAL AND POLICY PACKAGE FISCAL IMPACT SUMMARY

Human Services, Dept. of
Pkg: 010 - Non-PICS Psnl Svc / Vacancy Factor

Cross Reference Name: Intellectual & Devlpmnt'I Disabilities - I/DD
Cross Reference Number: 10000-060-09-00-00000

<i>Description</i>	General Fund	Lottery Funds	Other Funds	Federal Funds	Nonlimited Other Funds	Nonlimited Federal Funds	All Funds
Ending Balance							
Ending Balance	-	-	-	-	-	-	-
Total Ending Balance	-	-	-	-	-	-	-

ESSENTIAL AND POLICY PACKAGE FISCAL IMPACT SUMMARY

Human Services, Dept. of
Pkg: 021 - Phase-in

Cross Reference Name: Intellectual & Devlpmnt'l Disabilities - I/DD
Cross Reference Number: 10000-060-09-00-00000

<i>Description</i>	General Fund	Lottery Funds	Other Funds	Federal Funds	Nonlimited Other Funds	Nonlimited Federal Funds	All Funds
Revenues							
General Fund Appropriation	18,456,720	-	-	-	-	-	18,456,720
Federal Funds	-	-	-	34,303,093	-	-	34,303,093
Total Revenues	\$18,456,720	-	-	\$34,303,093	-	-	\$52,759,813
Services & Supplies							
Instate Travel	194	-	-	195	-	-	389
Employee Training	53	-	-	54	-	-	107
Office Expenses	371	-	-	370	-	-	741
Telecommunications	121	-	-	121	-	-	242
Food and Kitchen Supplies	1,122	-	-	1,063	-	-	2,185
Other COP Costs	34	-	-	33	-	-	67
Total Services & Supplies	\$1,895	-	-	\$1,836	-	-	\$3,731
Special Payments							
Other Special Payments	18,454,825	-	-	34,301,257	-	-	52,756,082
Total Special Payments	\$18,454,825	-	-	\$34,301,257	-	-	\$52,756,082
Total Expenditures							
Total Expenditures	18,456,720	-	-	34,303,093	-	-	52,759,813
Total Expenditures	\$18,456,720	-	-	\$34,303,093	-	-	\$52,759,813

ESSENTIAL AND POLICY PACKAGE FISCAL IMPACT SUMMARY

Human Services, Dept. of
Pkg: 021 - Phase-in

Cross Reference Name: Intellectual & Devlpmnt'I Disabilities - I/DD
Cross Reference Number: 10000-060-09-00-00000

<i>Description</i>	General Fund	Lottery Funds	Other Funds	Federal Funds	Nonlimited Other Funds	Nonlimited Federal Funds	All Funds
Ending Balance							
Ending Balance	-	-	-	-	-	-	-
Total Ending Balance	-	-	-	-	-	-	-

ESSENTIAL AND POLICY PACKAGE FISCAL IMPACT SUMMARY

**Human Services, Dept. of
Pkg: 031 - Standard Inflation**

**Cross Reference Name: Intellectual & Devlpmnt'I Disabilities - I/DD
Cross Reference Number: 10000-060-09-00-00000**

<i>Description</i>	General Fund	Lottery Funds	Other Funds	Federal Funds	Nonlimited Other Funds	Nonlimited Federal Funds	All Funds
Revenues							
General Fund Appropriation	42,693,596	-	-	-	-	-	42,693,596
Other Revenues	-	-	1,041,774	-	-	-	1,041,774
Federal Funds	-	-	-	81,863,413	-	-	81,863,413
Transfer from General Fund	-	-	142,713	-	-	-	142,713
Total Revenues	\$42,693,596	-	\$1,184,487	\$81,863,413	-	-	\$125,741,496

Services & Supplies

Instate Travel	18,968	-	63	31,676	-	-	50,707
Out of State Travel	440	-	1	1,549	-	-	1,990
Employee Training	3,148	-	-	6,799	-	-	9,947
Office Expenses	14,909	-	53	39,127	-	-	54,089
Telecommunications	8,180	-	1	17,260	-	-	25,441
Data Processing	457	-	-	99	-	-	556
Publicity and Publications	12	-	-	25	-	-	37
Professional Services	219,232	-	14,469	782,455	-	-	1,016,156
IT Professional Services	433	-	-	11,988	-	-	12,421
Attorney General	24,710	-	-	20,096	-	-	44,806
Employee Recruitment and Develop	112	-	-	214	-	-	326
Dues and Subscriptions	632	-	-	1,269	-	-	1,901
Facilities Rental and Taxes	8,590	-	27,526	492	-	-	36,608
Fuels and Utilities	22,666	-	8,757	312	-	-	31,735
Facilities Maintenance	15,521	-	7,830	4	-	-	23,355
Food and Kitchen Supplies	18,097	-	18,501	519	-	-	37,117
Medical Services and Supplies	19,394	-	-	35,031	-	-	54,425
Other Care of Residents and Patients	16,928	-	350	-	-	-	17,278

ESSENTIAL AND POLICY PACKAGE FISCAL IMPACT SUMMARY

Human Services, Dept. of
Pkg: 031 - Standard Inflation

Cross Reference Name: Intellectual & Devlpmnt'I Disabilities - I/DD
Cross Reference Number: 10000-060-09-00-00000

<i>Description</i>	General Fund	Lottery Funds	Other Funds	Federal Funds	Nonlimited Other Funds	Nonlimited Federal Funds	All Funds
Services & Supplies							
Agency Program Related S and S	1,485	-	12	2,916	-	-	4,413
Intra-agency Charges	569	-	-	1,145	-	-	1,714
Other Services and Supplies	2,896	-	2,168	8,437	-	-	13,501
Expendable Prop 250 - 5000	7,790	-	-	4,523	-	-	12,313
IT Expendable Property	40,654	-	-	19,911	-	-	60,565
Total Services & Supplies	\$445,823	-	\$79,731	\$985,847	-	-	\$1,511,401
Special Payments							
Dist to Cities	32,001	-	-	46,113	-	-	78,114
Dist to Counties	6,081,992	-	521,387	8,957,218	-	-	15,560,597
Dist to Other Gov Unit	56,704	-	21,661	848	-	-	79,213
Dist to Individuals	4,830,243	-	453,613	11,887,679	-	-	17,171,535
Dist to Local School Districts	27,642	-	-	47,034	-	-	74,676
Intra-Agency Gen Fund Transfer	142,713	-	-	-	-	-	142,713
Other Special Payments	31,076,478	-	108,095	59,938,674	-	-	91,123,247
Total Special Payments	\$42,247,773	-	\$1,104,756	\$80,877,566	-	-	\$124,230,095
Total Expenditures							
Total Expenditures	42,693,596	-	1,184,487	81,863,413	-	-	125,741,496
Total Expenditures	\$42,693,596	-	\$1,184,487	\$81,863,413	-	-	\$125,741,496

ESSENTIAL AND POLICY PACKAGE FISCAL IMPACT SUMMARY

Human Services, Dept. of
Pkg: 031 - Standard Inflation

Cross Reference Name: Intellectual & Devlpmnt'I Disabilities - I/DD
Cross Reference Number: 10000-060-09-00-00000

<i>Description</i>	General Fund	Lottery Funds	Other Funds	Federal Funds	Nonlimited Other Funds	Nonlimited Federal Funds	All Funds
Ending Balance							
Ending Balance	-	-	-	-	-	-	-
Total Ending Balance	-	-	-	-	-	-	-

ESSENTIAL AND POLICY PACKAGE FISCAL IMPACT SUMMARY

**Human Services, Dept. of
Pkg: 032 - Above Standard Inflation**

**Cross Reference Name: Intellectual & Devlpmnt'l Disabilities - I/DD
Cross Reference Number: 10000-060-09-00-00000**

<i>Description</i>	General Fund	Lottery Funds	Other Funds	Federal Funds	Nonlimited Other Funds	Nonlimited Federal Funds	All Funds
Revenues							
General Fund Appropriation	13,665,304	-	-	-	-	-	13,665,304
Federal Funds	-	-	-	26,025,202	-	-	26,025,202
Total Revenues	\$13,665,304	-	-	\$26,025,202	-	-	\$39,690,506

Services & Supplies

Instate Travel	3,129	-	-	6,998	-	-	10,127
Out of State Travel	2	-	-	5	-	-	7
Employee Training	437	-	-	879	-	-	1,316
Office Expenses	2,477	-	-	5,931	-	-	8,408
Telecommunications	1,451	-	-	2,916	-	-	4,367
Publicity and Publications	3	-	-	7	-	-	10
Dues and Subscriptions	56	-	-	114	-	-	170
Facilities Rental and Taxes	-	-	-	-	-	-	-
Fuels and Utilities	7,380	-	-	101	-	-	7,481
Facilities Maintenance	5,052	-	-	-	-	-	5,052
Food and Kitchen Supplies	5,718	-	-	-	-	-	5,718
Medical Services and Supplies	5,730	-	-	-	-	-	5,730
Other Care of Residents and Patients	5,512	-	-	-	-	-	5,512
Agency Program Related S and S	335	-	-	673	-	-	1,008
Intra-agency Charges	185	-	-	373	-	-	558
Other Services and Supplies	582	-	-	1,167	-	-	1,749
Expendable Prop 250 - 5000	336	-	-	676	-	-	1,012

ESSENTIAL AND POLICY PACKAGE FISCAL IMPACT SUMMARY

Human Services, Dept. of
Pkg: 032 - Above Standard Inflation

Cross Reference Name: Intellectual & Devlpmnt'I Disabilities - I/DD
Cross Reference Number: 10000-060-09-00-00000

<i>Description</i>	General Fund	Lottery Funds	Other Funds	Federal Funds	Nonlimited Other Funds	Nonlimited Federal Funds	All Funds
Services & Supplies							
IT Expendable Property	837	-	-	1,682	-	-	2,519
Total Services & Supplies	\$39,222	-	-	\$21,522	-	-	\$60,744
Special Payments							
Dist to Cities	7,083	-	-	9,342	-	-	16,425
Dist to Counties	1,365,832	-	-	1,630,880	-	-	2,996,712
Dist to Other Gov Unit	378	-	-	276	-	-	654
Other Special Payments	12,252,789	-	-	24,363,182	-	-	36,615,971
Total Special Payments	\$13,626,082	-	-	\$26,003,680	-	-	\$39,629,762
Total Expenditures							
Total Expenditures	13,665,304	-	-	26,025,202	-	-	39,690,506
Total Expenditures	\$13,665,304	-	-	\$26,025,202	-	-	\$39,690,506
Ending Balance							
Ending Balance	-	-	-	-	-	-	-
Total Ending Balance	-	-	-	-	-	-	-

ESSENTIAL AND POLICY PACKAGE FISCAL IMPACT SUMMARY

Human Services, Dept. of
Pkg: 033 - Exceptional Inflation

Cross Reference Name: Intellectual & Devlpmnt'I Disabilities - I/DD
Cross Reference Number: 10000-060-09-00-00000

<i>Description</i>	General Fund	Lottery Funds	Other Funds	Federal Funds	Nonlimited Other Funds	Nonlimited Federal Funds	All Funds
Revenues							
General Fund Appropriation	22,790,376	-	-	-	-	-	22,790,376
Federal Funds	-	-	-	46,544,506	-	-	46,544,506
Total Revenues	\$22,790,376	-	-	\$46,544,506	-	-	\$69,334,882
Special Payments							
Other Special Payments	22,790,376	-	-	46,544,506	-	-	69,334,882
Total Special Payments	\$22,790,376	-	-	\$46,544,506	-	-	\$69,334,882
Total Expenditures							
Total Expenditures	22,790,376	-	-	46,544,506	-	-	69,334,882
Total Expenditures	\$22,790,376	-	-	\$46,544,506	-	-	\$69,334,882
Ending Balance							
Ending Balance	-	-	-	-	-	-	-
Total Ending Balance	-	-	-	-	-	-	-

ESSENTIAL AND POLICY PACKAGE FISCAL IMPACT SUMMARY

Human Services, Dept. of
Pkg: 040 - Mandated Caseload

Cross Reference Name: Intellectual & Devlpmnt'I Disabilities - I/DD
Cross Reference Number: 10000-060-09-00-00000

<i>Description</i>	General Fund	Lottery Funds	Other Funds	Federal Funds	Nonlimited Other Funds	Nonlimited Federal Funds	All Funds
Revenues							
General Fund Appropriation	44,868,091	-	-	-	-	-	44,868,091
Federal Funds	-	-	-	63,013,221	-	-	63,013,221
Total Revenues	\$44,868,091	-	-	\$63,013,221	-	-	\$107,881,312
Special Payments							
Dist to Counties	26,174,971	-	-	18,294,258	-	-	44,469,229
Other Special Payments	18,693,120	-	-	44,718,963	-	-	63,412,083
Total Special Payments	\$44,868,091	-	-	\$63,013,221	-	-	\$107,881,312
Total Expenditures							
Total Expenditures	44,868,091	-	-	63,013,221	-	-	107,881,312
Total Expenditures	\$44,868,091	-	-	\$63,013,221	-	-	\$107,881,312
Ending Balance							
Ending Balance	-	-	-	-	-	-	-
Total Ending Balance	-	-	-	-	-	-	-

ESSENTIAL AND POLICY PACKAGE FISCAL IMPACT SUMMARY

**Human Services, Dept. of
Pkg: 050 - Fundshifts**

**Cross Reference Name: Intellectual & Devlpmnt'l Disabilities - I/DD
Cross Reference Number: 10000-060-09-00-00000**

<i>Description</i>	General Fund	Lottery Funds	Other Funds	Federal Funds	Nonlimited Other Funds	Nonlimited Federal Funds	All Funds
Revenues							
General Fund Appropriation	36,896,769	-	-	-	-	-	36,896,769
Other Revenues	-	-	285,268	-	-	-	285,268
Federal Funds	-	-	-	(37,182,037)	-	-	(37,182,037)
Total Revenues	\$36,896,769	-	\$285,268	(\$37,182,037)	-	-	-
Personal Services							
Class/Unclass Sal. and Per Diem	916,203	-	-	(916,203)	-	-	-
Overtime Payments	823	-	-	(823)	-	-	-
All Other Differential	5,170	-	-	(5,170)	-	-	-
Empl. Rel. Bd. Assessments	745	-	-	(745)	-	-	-
Public Employees' Retire Cont	159,811	-	-	(159,811)	-	-	-
Social Security Taxes	70,444	-	-	(70,444)	-	-	-
Unemployment Assessments	-	-	-	(1)	-	-	(1)
Worker's Comp. Assess. (WCD)	744	-	-	(744)	-	-	-
Flexible Benefits	338,937	-	-	(338,937)	-	-	-
Other OPE	1	-	-	-	-	-	1
Total Personal Services	\$1,492,878	-	-	(\$1,492,878)	-	-	-
Special Payments							
Dist to Counties	1,321,369	-	-	(1,321,369)	-	-	-
Other Special Payments	34,082,522	-	285,268	(34,367,790)	-	-	-
Total Special Payments	\$35,403,891	-	\$285,268	(\$35,689,159)	-	-	-

ESSENTIAL AND POLICY PACKAGE FISCAL IMPACT SUMMARY

Human Services, Dept. of
Pkg: 050 - Fundshifts

Cross Reference Name: Intellectual & Devlpmnt'I Disabilities - I/DD
Cross Reference Number: 10000-060-09-00-00000

<i>Description</i>	General Fund	Lottery Funds	Other Funds	Federal Funds	Nonlimited Other Funds	Nonlimited Federal Funds	All Funds
Total Expenditures							
Total Expenditures	36,896,769	-	285,268	(37,182,037)	-	-	-
Total Expenditures	\$36,896,769	-	\$285,268	(\$37,182,037)	-	-	-
Ending Balance							
Ending Balance	-	-	-	-	-	-	-
Total Ending Balance	-	-	-	-	-	-	-

ESSENTIAL AND POLICY PACKAGE FISCAL IMPACT SUMMARY

Human Services, Dept. of
Pkg: 060 - Technical Adjustments

Cross Reference Name: Intellectual & Devlpmnt'I Disabilities - I/DD
Cross Reference Number: 10000-060-09-00-00000

<i>Description</i>	General Fund	Lottery Funds	Other Funds	Federal Funds	Nonlimited Other Funds	Nonlimited Federal Funds	All Funds
Revenues							
General Fund Appropriation	(70,395)	-	-	-	-	-	(70,395)
Federal Funds	-	-	-	(68,533)	-	-	(68,533)
Total Revenues	(\$70,395)	-	-	(\$68,533)	-	-	(\$138,928)
Services & Supplies							
Office Expenses	(1,256)	-	-	(897)	-	-	(2,153)
Telecommunications	(349)	-	-	(349)	-	-	(698)
Data Processing	(639)	-	-	(638)	-	-	(1,277)
Facilities Rental and Taxes	(7,255)	-	-	(7,255)	-	-	(14,510)
Food and Kitchen Supplies	(14,081)	-	-	(13,659)	-	-	(27,740)
Medical Services and Supplies	(42,235)	-	-	(41,158)	-	-	(83,393)
Expendable Prop 250 - 5000	(2,845)	-	-	(2,845)	-	-	(5,690)
IT Expendable Property	(1,394)	-	-	(1,393)	-	-	(2,787)
Total Services & Supplies	(\$70,054)	-	-	(\$68,194)	-	-	(\$138,248)
Special Payments							
Other Special Payments	(341)	-	-	(339)	-	-	(680)
Total Special Payments	(\$341)	-	-	(\$339)	-	-	(\$680)
Total Expenditures							
Total Expenditures	(70,395)	-	-	(68,533)	-	-	(138,928)
Total Expenditures	(\$70,395)	-	-	(\$68,533)	-	-	(\$138,928)

ESSENTIAL AND POLICY PACKAGE FISCAL IMPACT SUMMARY

Human Services, Dept. of
Pkg: 060 - Technical Adjustments

Cross Reference Name: Intellectual & Devlpmnt'I Disabilities - I/DD
Cross Reference Number: 10000-060-09-00-00000

<i>Description</i>	General Fund	Lottery Funds	Other Funds	Federal Funds	Nonlimited Other Funds	Nonlimited Federal Funds	All Funds
Ending Balance							
Ending Balance	-	-	-	-	-	-	-
Total Ending Balance	-	-	-	-	-	-	-

ESSENTIAL AND POLICY PACKAGE FISCAL IMPACT SUMMARY

Human Services, Dept. of
Pkg: 087 - August 2020 Special Session

Cross Reference Name: Intellectual & Devlpmnt'I Disabilities - I/DD
Cross Reference Number: 10000-060-09-00-00000

<i>Description</i>	General Fund	Lottery Funds	Other Funds	Federal Funds	Nonlimited Other Funds	Nonlimited Federal Funds	All Funds
Revenues							
General Fund Appropriation	(1,392,137)	-	-	-	-	-	(1,392,137)
Total Revenues	(\$1,392,137)	-	-	-	-	-	(\$1,392,137)
Special Payments							
Other Special Payments	(1,392,137)	-	-	-	-	-	(1,392,137)
Total Special Payments	(\$1,392,137)	-	-	-	-	-	(\$1,392,137)
Total Expenditures							
Total Expenditures	(1,392,137)	-	-	-	-	-	(1,392,137)
Total Expenditures	(\$1,392,137)	-	-	-	-	-	(\$1,392,137)
Ending Balance							
Ending Balance	-	-	-	-	-	-	-
Total Ending Balance	-	-	-	-	-	-	-

ESSENTIAL AND POLICY PACKAGE FISCAL IMPACT SUMMARY

Human Services, Dept. of
Pkg: 090 - Analyst Adjustments

Cross Reference Name: Intellectual & Devlpmnt'I Disabilities - I/DD
Cross Reference Number: 10000-060-09-00-00000

<i>Description</i>	General Fund	Lottery Funds	Other Funds	Federal Funds	Nonlimited Other Funds	Nonlimited Federal Funds	All Funds
Revenues							
General Fund Appropriation	(27,155,362)	-	-	-	-	-	(27,155,362)
Federal Funds	-	-	-	24,787,752	-	-	24,787,752
Total Revenues	(\$27,155,362)	-	-	\$24,787,752	-	-	(\$2,367,610)
Services & Supplies							
Professional Services	(2,367,610)	-	-	-	-	-	(2,367,610)
Total Services & Supplies	(\$2,367,610)	-	-	-	-	-	(\$2,367,610)
Special Payments							
Dist to Counties	(24,787,752)	-	-	24,787,752	-	-	-
Total Special Payments	(\$24,787,752)	-	-	\$24,787,752	-	-	-
Total Expenditures							
Total Expenditures	(27,155,362)	-	-	24,787,752	-	-	(2,367,610)
Total Expenditures	(\$27,155,362)	-	-	\$24,787,752	-	-	(\$2,367,610)
Ending Balance							
Ending Balance	-	-	-	-	-	-	-
Total Ending Balance	-	-	-	-	-	-	-

ESSENTIAL AND POLICY PACKAGE FISCAL IMPACT SUMMARY

Human Services, Dept. of
Pkg: 091 - Elimination of S&S Inflation

Cross Reference Name: Intellectual & Devlpmnt'I Disabilities - I/DD
Cross Reference Number: 10000-060-09-00-00000

<i>Description</i>	General Fund	Lottery Funds	Other Funds	Federal Funds	Nonlimited Other Funds	Nonlimited Federal Funds	All Funds
Revenues							
General Fund Appropriation	(412,090)	-	-	-	-	-	(412,090)
Other Revenues	-	-	(52,205)	-	-	-	(52,205)
Federal Funds	-	-	-	(953,271)	-	-	(953,271)
Total Revenues	(\$412,090)	-	(\$52,205)	(\$953,271)	-	-	(\$1,417,566)

Services & Supplies							
Instate Travel	(36,556)	-	(40)	(149,244)	-	-	(185,840)
Out of State Travel	(1,263)	-	(8)	(15,587)	-	-	(16,858)
Employee Training	(6,447)	-	(11)	(40,975)	-	-	(47,433)
Office Expenses	(28,848)	-	(68)	(229,481)	-	-	(258,397)
Telecommunications	(15,335)	-	(27)	(92,202)	-	-	(107,564)
Data Processing	(1,245)	-	-	(780)	-	-	(2,025)
Publicity and Publications	(22)	-	(3)	(115)	-	-	(140)
Professional Services	-	-	(7)	-	-	-	(7)
Employee Recruitment and Develop	(324)	-	-	(2,283)	-	-	(2,607)
Dues and Subscriptions	(1,596)	-	-	(9,854)	-	-	(11,450)
Fuels and Utilities	(35,119)	-	(8,842)	(928)	-	-	(44,889)
Facilities Maintenance	(24,054)	-	(7,906)	(45)	-	-	(32,005)
Food and Kitchen Supplies	(27,213)	-	(18,669)	-	-	-	(45,882)
Medical Services and Supplies	(63,906)	-	-	(135,058)	-	-	(198,964)
Other Care of Residents and Patients	(26,229)	-	-	-	-	-	(26,229)
Agency Program Related S and S	(2,912)	-	(7)	(11,501)	-	-	(14,420)
Intra-agency Charges	(882)	-	-	(3,409)	-	-	(4,291)
Other COP Costs	(4)	-	-	(14)	-	-	(18)
Other Services and Supplies	(5,412)	-	(16,617)	(58,735)	-	-	(80,764)

ESSENTIAL AND POLICY PACKAGE FISCAL IMPACT SUMMARY

Human Services, Dept. of
Pkg: 091 - Elimination of S&S Inflation

Cross Reference Name: Intellectual & Devlpmnt'I Disabilities - I/DD
Cross Reference Number: 10000-060-09-00-00000

<i>Description</i>	General Fund	Lottery Funds	Other Funds	Federal Funds	Nonlimited Other Funds	Nonlimited Federal Funds	All Funds
Services & Supplies							
Expendable Prop 250 - 5000	(20,833)	-	-	(31,164)	-	-	(51,997)
IT Expendable Property	(113,890)	-	-	(171,896)	-	-	(285,786)
Total Services & Supplies	(\$412,090)	-	(\$52,205)	(\$953,271)	-	-	(\$1,417,566)
Total Expenditures							
Total Expenditures	(412,090)	-	(52,205)	(953,271)	-	-	(1,417,566)
Total Expenditures	(\$412,090)	-	(\$52,205)	(\$953,271)	-	-	(\$1,417,566)
Ending Balance							
Ending Balance	-	-	-	-	-	-	-
Total Ending Balance	-	-	-	-	-	-	-

ESSENTIAL AND POLICY PACKAGE FISCAL IMPACT SUMMARY

Human Services, Dept. of
Pkg: 092 - Personal Services Adjustments

Cross Reference Name: Intellectual & Devlpmnt'I Disabilities - I/DD
Cross Reference Number: 10000-060-09-00-00000

<i>Description</i>	General Fund	Lottery Funds	Other Funds	Federal Funds	Nonlimited Other Funds	Nonlimited Federal Funds	All Funds
Revenues							
General Fund Appropriation	(2,029,415)	-	-	-	-	-	(2,029,415)
Other Revenues	-	-	(30,837)	-	-	-	(30,837)
Federal Funds	-	-	-	(3,226,983)	-	-	(3,226,983)
Total Revenues	(\$2,029,415)	-	(\$30,837)	(\$3,226,983)	-	-	(\$5,287,235)
Personal Services							
Vacancy Savings	(2,029,415)	-	(30,837)	(3,226,983)	-	-	(5,287,235)
Total Personal Services	(\$2,029,415)	-	(\$30,837)	(\$3,226,983)	-	-	(\$5,287,235)
Total Expenditures							
Total Expenditures	(2,029,415)	-	(30,837)	(3,226,983)	-	-	(5,287,235)
Total Expenditures	(\$2,029,415)	-	(\$30,837)	(\$3,226,983)	-	-	(\$5,287,235)
Ending Balance							
Ending Balance	-	-	-	-	-	-	-
Total Ending Balance	-	-	-	-	-	-	-

ESSENTIAL AND POLICY PACKAGE FISCAL IMPACT SUMMARY

Human Services, Dept. of
Pkg: 095 - DHS/OHA Reshoot

Cross Reference Name: Intellectual & Devlpmnt'I Disabilities - I/DD
Cross Reference Number: 10000-060-09-00-00000

<i>Description</i>	General Fund	Lottery Funds	Other Funds	Federal Funds	Nonlimited Other Funds	Nonlimited Federal Funds	All Funds
Revenues							
General Fund Appropriation	(77)	-	-	-	-	-	(77)
Other Revenues	-	-	(7)	-	-	-	(7)
Federal Funds	-	-	-	(47)	-	-	(47)
Total Revenues	(\$77)	-	(\$7)	(\$47)	-	-	(\$131)
Services & Supplies							
Office Expenses	(77)	-	(7)	(47)	-	-	(131)
Total Services & Supplies	(\$77)	-	(\$7)	(\$47)	-	-	(\$131)
Total Expenditures							
Total Expenditures	(77)	-	(7)	(47)	-	-	(131)
Total Expenditures	(\$77)	-	(\$7)	(\$47)	-	-	(\$131)
Ending Balance							
Ending Balance	-	-	-	-	-	-	-
Total Ending Balance	-	-	-	-	-	-	-

ESSENTIAL AND POLICY PACKAGE FISCAL IMPACT SUMMARY

Human Services, Dept. of
Pkg: 096 - Statewide Adjustment DAS Chgs

Cross Reference Name: Intellectual & Devlpmnt'I Disabilities - I/DD
Cross Reference Number: 10000-060-09-00-00000

<i>Description</i>	General Fund	Lottery Funds	Other Funds	Federal Funds	Nonlimited Other Funds	Nonlimited Federal Funds	All Funds
Revenues							
General Fund Appropriation	(7,162)	-	-	-	-	-	(7,162)
Other Revenues	-	-	(26)	-	-	-	(26)
Federal Funds	-	-	-	(18,820)	-	-	(18,820)
Total Revenues	(\$7,162)	-	(\$26)	(\$18,820)	-	-	(\$26,008)
Services & Supplies							
Out of State Travel	-	-	(26)	-	-	-	(26)
Intra-agency Charges	(7,162)	-	-	(18,820)	-	-	(25,982)
Total Services & Supplies	(\$7,162)	-	(\$26)	(\$18,820)	-	-	(\$26,008)
Total Expenditures							
Total Expenditures	(7,162)	-	(26)	(18,820)	-	-	(26,008)
Total Expenditures	(\$7,162)	-	(\$26)	(\$18,820)	-	-	(\$26,008)
Ending Balance							
Ending Balance	-	-	-	-	-	-	-
Total Ending Balance	-	-	-	-	-	-	-

ESSENTIAL AND POLICY PACKAGE FISCAL IMPACT SUMMARY

Human Services, Dept. of
Pkg: 097 - Statewide AG Adjustment

Cross Reference Name: Intellectual & Devlpmnt'I Disabilities - I/DD
Cross Reference Number: 10000-060-09-00-00000

<i>Description</i>	General Fund	Lottery Funds	Other Funds	Federal Funds	Nonlimited Other Funds	Nonlimited Federal Funds	All Funds
Revenues							
General Fund Appropriation	(8,976)	-	-	-	-	-	(8,976)
Federal Funds	-	-	-	(7,300)	-	-	(7,300)
Total Revenues	(\$8,976)	-	-	(\$7,300)	-	-	(\$16,276)
Services & Supplies							
Attorney General	(8,976)	-	-	(7,300)	-	-	(16,276)
Total Services & Supplies	(\$8,976)	-	-	(\$7,300)	-	-	(\$16,276)
Total Expenditures							
Total Expenditures	(8,976)	-	-	(7,300)	-	-	(16,276)
Total Expenditures	(\$8,976)	-	-	(\$7,300)	-	-	(\$16,276)
Ending Balance							
Ending Balance	-	-	-	-	-	-	-
Total Ending Balance	-	-	-	-	-	-	-

ESSENTIAL AND POLICY PACKAGE FISCAL IMPACT SUMMARY

Human Services, Dept. of
Pkg: 107 - Diversity, Equity and Inclusion

Cross Reference Name: Intellectual & Devlpmnt'I Disabilities - I/DD
Cross Reference Number: 10000-060-09-00-00000

<i>Description</i>	General Fund	Lottery Funds	Other Funds	Federal Funds	Nonlimited Other Funds	Nonlimited Federal Funds	All Funds
Revenues							
General Fund Appropriation	590,000	-	-	-	-	-	590,000
Federal Funds	-	-	-	475,000	-	-	475,000
Total Revenues	\$590,000	-	-	\$475,000	-	-	\$1,065,000
Services & Supplies							
Professional Services	590,000	-	-	475,000	-	-	1,065,000
Total Services & Supplies	\$590,000	-	-	\$475,000	-	-	\$1,065,000
Total Expenditures							
Total Expenditures	590,000	-	-	475,000	-	-	1,065,000
Total Expenditures	\$590,000	-	-	\$475,000	-	-	\$1,065,000
Ending Balance							
Ending Balance	-	-	-	-	-	-	-
Total Ending Balance	-	-	-	-	-	-	-

ESSENTIAL AND POLICY PACKAGE FISCAL IMPACT SUMMARY

Human Services, Dept. of
Pkg: 119 - Implementation of the New Rate Models

Cross Reference Name: Intellectual & Devlpmnt'I Disabilities - I/DD
Cross Reference Number: 10000-060-09-00-00000

<i>Description</i>	General Fund	Lottery Funds	Other Funds	Federal Funds	Nonlimited Other Funds	Nonlimited Federal Funds	All Funds
Revenues							
General Fund Appropriation	34,414,903	-	-	-	-	-	34,414,903
Federal Funds	-	-	-	66,874,523	-	-	66,874,523
Total Revenues	\$34,414,903	-	-	\$66,874,523	-	-	\$101,289,426
Special Payments							
Other Special Payments	34,414,903	-	-	66,874,523	-	-	101,289,426
Total Special Payments	\$34,414,903	-	-	\$66,874,523	-	-	\$101,289,426
Total Expenditures							
Total Expenditures	34,414,903	-	-	66,874,523	-	-	101,289,426
Total Expenditures	\$34,414,903	-	-	\$66,874,523	-	-	\$101,289,426
Ending Balance							
Ending Balance	-	-	-	-	-	-	-
Total Ending Balance	-	-	-	-	-	-	-

ESSENTIAL AND POLICY PACKAGE FISCAL IMPACT SUMMARY

Human Services, Dept. of
Pkg: 120 - Addtl Fund for New Rate Model Full Implement

Cross Reference Name: Intellectual & Devlpmnt'I Disabilities - I/DD
Cross Reference Number: 10000-060-09-00-00000

<i>Description</i>	General Fund	Lottery Funds	Other Funds	Federal Funds	Nonlimited Other Funds	Nonlimited Federal Funds	All Funds
Revenues							
General Fund Appropriation	-	-	-	-	-	-	-
Federal Funds	-	-	-	-	-	-	-
Total Revenues	-	-	-	-	-	-	-
Special Payments							
Other Special Payments	-	-	-	-	-	-	-
Total Special Payments	-	-	-	-	-	-	-
Total Expenditures							
Total Expenditures	-	-	-	-	-	-	-
Total Expenditures	-	-	-	-	-	-	-
Ending Balance							
Ending Balance	-	-	-	-	-	-	-
Total Ending Balance	-	-	-	-	-	-	-

ESSENTIAL AND POLICY PACKAGE FISCAL IMPACT SUMMARY

Human Services, Dept. of
Pkg: 121 - ODDS Health Management Unit (HMU)

Cross Reference Name: Intellectual & Devlpmnt'I Disabilities - I/DD
Cross Reference Number: 10000-060-09-00-00000

<i>Description</i>	General Fund	Lottery Funds	Other Funds	Federal Funds	Nonlimited Other Funds	Nonlimited Federal Funds	All Funds
Revenues							
General Fund Appropriation	-	-	-	-	-	-	-
Federal Funds	-	-	-	-	-	-	-
Total Revenues	-	-	-	-	-	-	-
Personal Services							
Class/Unclass Sal. and Per Diem	-	-	-	-	-	-	-
Empl. Rel. Bd. Assessments	-	-	-	-	-	-	-
Public Employees' Retire Cont	-	-	-	-	-	-	-
Social Security Taxes	-	-	-	-	-	-	-
Worker's Comp. Assess. (WCD)	-	-	-	-	-	-	-
Flexible Benefits	-	-	-	-	-	-	-
Total Personal Services	-	-	-	-	-	-	-
Services & Supplies							
Instate Travel	-	-	-	-	-	-	-
Employee Training	-	-	-	-	-	-	-
Office Expenses	-	-	-	-	-	-	-
Telecommunications	-	-	-	-	-	-	-
Medical Services and Supplies	-	-	-	-	-	-	-
Other Services and Supplies	-	-	-	-	-	-	-
Expendable Prop 250 - 5000	-	-	-	-	-	-	-
Total Services & Supplies	-	-	-	-	-	-	-

ESSENTIAL AND POLICY PACKAGE FISCAL IMPACT SUMMARY

Human Services, Dept. of
Pkg: 121 - ODDS Health Management Unit (HMU)

Cross Reference Name: Intellectual & Devlpmnt'I Disabilities - I/DD
Cross Reference Number: 10000-060-09-00-00000

<i>Description</i>	General Fund	Lottery Funds	Other Funds	Federal Funds	Nonlimited Other Funds	Nonlimited Federal Funds	All Funds
Total Expenditures							
Total Expenditures	-	-	-	-	-	-	-
Total Expenditures	-	-	-	-	-	-	-
Ending Balance							
Ending Balance	-	-	-	-	-	-	-
Total Ending Balance	-	-	-	-	-	-	-
Total Positions							
Total Positions							-
Total Positions	-	-	-	-	-	-	-
Total FTE							
Total FTE							-
Total FTE	-	-	-	-	-	-	-

ESSENTIAL AND POLICY PACKAGE FISCAL IMPACT SUMMARY

Human Services, Dept. of
Pkg: 122 - ODDS Language Access Compliance

Cross Reference Name: Intellectual & Devlpmnt'I Disabilities - I/DD
Cross Reference Number: 10000-060-09-00-00000

<i>Description</i>	General Fund	Lottery Funds	Other Funds	Federal Funds	Nonlimited Other Funds	Nonlimited Federal Funds	All Funds
Revenues							
General Fund Appropriation	-	-	-	-	-	-	-
Federal Funds	-	-	-	-	-	-	-
Total Revenues	-	-	-	-	-	-	-
Services & Supplies							
Professional Services	-	-	-	-	-	-	-
Total Services & Supplies	-	-	-	-	-	-	-
Total Expenditures							
Total Expenditures	-	-	-	-	-	-	-
Total Expenditures	-	-	-	-	-	-	-
Ending Balance							
Ending Balance	-	-	-	-	-	-	-
Total Ending Balance	-	-	-	-	-	-	-

ESSENTIAL AND POLICY PACKAGE FISCAL IMPACT SUMMARY

Human Services, Dept. of
Pkg: 123 - Supported Living Rate Model Implementation

Cross Reference Name: Intellectual & Devlpmnt'I Disabilities - I/DD
Cross Reference Number: 10000-060-09-00-00000

<i>Description</i>	General Fund	Lottery Funds	Other Funds	Federal Funds	Nonlimited Other Funds	Nonlimited Federal Funds	All Funds
Revenues							
General Fund Appropriation	-	-	-	-	-	-	-
Federal Funds	-	-	-	-	-	-	-
Total Revenues	-	-	-	-	-	-	-
Special Payments							
Other Special Payments	-	-	-	-	-	-	-
Total Special Payments	-	-	-	-	-	-	-
Total Expenditures							
Total Expenditures	-	-	-	-	-	-	-
Total Expenditures	-	-	-	-	-	-	-
Ending Balance							
Ending Balance	-	-	-	-	-	-	-
Total Ending Balance	-	-	-	-	-	-	-

ESSENTIAL AND POLICY PACKAGE FISCAL IMPACT SUMMARY

Human Services, Dept. of
Pkg: 124 - Licensure and Quality Improvement Staffing

Cross Reference Name: Intellectual & Devlpmnt'I Disabilities - I/DD
Cross Reference Number: 10000-060-09-00-00000

<i>Description</i>	General Fund	Lottery Funds	Other Funds	Federal Funds	Nonlimited Other Funds	Nonlimited Federal Funds	All Funds
Revenues							
General Fund Appropriation	-	-	-	-	-	-	-
Federal Funds	-	-	-	-	-	-	-
Total Revenues	-	-	-	-	-	-	-
Personal Services							
Class/Unclass Sal. and Per Diem	-	-	-	-	-	-	-
Empl. Rel. Bd. Assessments	-	-	-	-	-	-	-
Public Employees' Retire Cont	-	-	-	-	-	-	-
Social Security Taxes	-	-	-	-	-	-	-
Worker's Comp. Assess. (WCD)	-	-	-	-	-	-	-
Flexible Benefits	-	-	-	-	-	-	-
Total Personal Services	-	-	-	-	-	-	-
Services & Supplies							
Instate Travel	-	-	-	-	-	-	-
Employee Training	-	-	-	-	-	-	-
Office Expenses	-	-	-	-	-	-	-
Telecommunications	-	-	-	-	-	-	-
Medical Services and Supplies	-	-	-	-	-	-	-
Other Services and Supplies	-	-	-	-	-	-	-
Expendable Prop 250 - 5000	-	-	-	-	-	-	-
Total Services & Supplies	-	-	-	-	-	-	-

ESSENTIAL AND POLICY PACKAGE FISCAL IMPACT SUMMARY

Human Services, Dept. of
Pkg: 124 - Licensure and Quality Improvement Staffing

Cross Reference Name: Intellectual & Devlpmnt'I Disabilities - I/DD
Cross Reference Number: 10000-060-09-00-00000

<i>Description</i>	General Fund	Lottery Funds	Other Funds	Federal Funds	Nonlimited Other Funds	Nonlimited Federal Funds	All Funds
Total Expenditures							
Total Expenditures	-	-	-	-	-	-	-
Total Expenditures	-	-	-	-	-	-	-
Ending Balance							
Ending Balance	-	-	-	-	-	-	-
Total Ending Balance	-	-	-	-	-	-	-
Total Positions							
Total Positions							-
Total Positions	-	-	-	-	-	-	-
Total FTE							
Total FTE							-
Total FTE	-	-	-	-	-	-	-

ESSENTIAL AND POLICY PACKAGE FISCAL IMPACT SUMMARY

Human Services, Dept. of
Pkg: 132 - Benefits Counseling Services (WIN)

Cross Reference Name: Intellectual & Devlpmnt'I Disabilities - I/DD
Cross Reference Number: 10000-060-09-00-00000

<i>Description</i>	General Fund	Lottery Funds	Other Funds	Federal Funds	Nonlimited Other Funds	Nonlimited Federal Funds	All Funds
Revenues							
General Fund Appropriation	-	-	-	-	-	-	-
Federal Funds	-	-	-	-	-	-	-
Total Revenues	-	-	-	-	-	-	-
Special Payments							
Other Special Payments	-	-	-	-	-	-	-
Total Special Payments	-	-	-	-	-	-	-
Total Expenditures							
Total Expenditures	-	-	-	-	-	-	-
Total Expenditures	-	-	-	-	-	-	-
Ending Balance							
Ending Balance	-	-	-	-	-	-	-
Total Ending Balance	-	-	-	-	-	-	-