

Presentation to the 2021 Joint Ways and  
Means Subcommittee on Human Services

# SELF-SUFFICIENCY PROGRAMS

---

Dan Haun

Director, Self-Sufficiency Programs

March 25, 2021

# Presentation agenda

---

- Poverty overview
- Focusing on anti-poverty
- Path out of poverty
- Pandemic and wildfire response
- 21-23 Governor's Budget
- Key performance measures
- 21-23 biennium goals



# Poverty overview

---

# Guiding Oregonians out of poverty

---

**Our programmatic mission is to provide a safety net, family stability and a connection to careers that guide Oregonians out of poverty.**

- **Self-Sufficiency Programs is not one program, but many. All our support programs have the guiding principle of reducing poverty.**
  - Temporary Assistance for Needy Families (TANF)
  - Supplemental Nutrition Assistance Program (SNAP)
  - Employment Related Day Care (ERDC)
  - Temporary Assistance for Domestic Violence Survivors (TA-DVS)
  - Refugee Program
  - Runaway and Homeless Youth

# Poverty is more than income

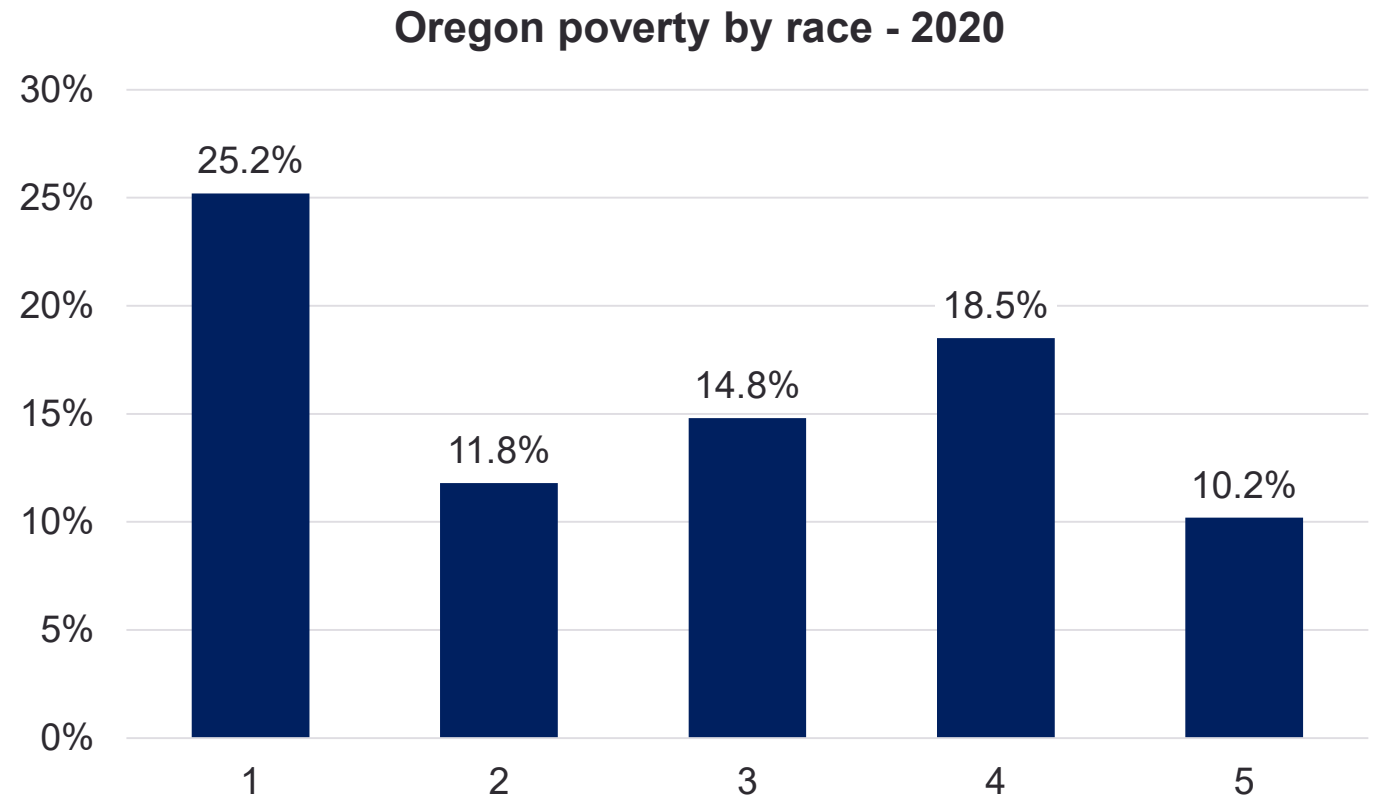
---

**The World Bank Organization describes poverty in this way:**

“Poverty is hunger. Poverty is lack of shelter. Poverty is being sick and not being able to see a doctor. Poverty is not having access to school and not knowing how to read. Poverty is not having a job, is fear for the future, living one day at a time.”

# Disproportionate experience of poverty

- 2020 pandemic related job losses disproportionately affected people with low incomes.
- Oregonians experiencing disabilities face higher poverty rates.
- Women face higher poverty rates, regardless of education.
- Poverty rates are higher for Black, Indigenous and Latino/a/x and rural communities.
- 50% of single mothers who are Black, Latina, or American Indians live in poverty.
- About 1 in 4 Black, Asian Pacific Islander, American Indian, and Latino Oregonians falls below the federal poverty threshold.



# The self-sufficiency standard

---

- The Center for Women's Welfare at the University of Washington has created an alternative to the official federal poverty measure.
  - The measure is a budget-based, living wage measure that defines the real cost of living for working families.
- The Self-Sufficiency Standard is based on ALL major budget items faced by working adults, not just food. These basic needs include housing, child care, food, health care, transportation, taxes, and miscellaneous costs.
- It takes into account family composition and geographic location.

# Oregon's self-sufficiency standard

	One adult	One adult, preschooler	One adult, preschooler and school-age child	Two adult, one preschooler and school-age child
Clackamas County	\$34,215.85	\$60,606.67	\$74,531.20	\$83,301.12
Deschutes County	\$28,083.14	\$52,500.62	\$64,682.89	\$72,541.32
Jackson County	\$24,142.98	\$48,529.45	\$59,012.19	\$67,444.65
Klamath County	\$21,673.58	\$42,713.01	\$47,351.29	\$54,875.31
Lane County	\$23,878.19	\$51,297.93	\$64,773.70	\$72,156.28
Marion County	\$23,162.85	\$45,647.28	\$56,223.31	\$62,032.28
Multnomah County	\$29,899.49	\$59,544.62	\$75,698.77	\$80,949.15
Umatilla County	\$22,160.96	\$43,265.10	\$47,731.35	\$55,272.19
Washington County	\$34,151.07	\$60,475.52	\$74,248.00	\$82,914.94
Yamhill County	\$30,586.70	\$52,798.32	\$64,265.26	\$71,583.55



# Work, income and poverty

---



**1 of 4 workers in Oregon  
are in low-wage jobs**

**\$12.25**

median income for the  
top five low wage jobs



**Top five low-wage jobs**



**Focusing on anti-poverty**

---

# Self-Sufficiency Programs (SSP)

---

- **SSP serves Oregonians of all ages through a variety of inter-related programs and partnerships.**
- **Benefits and services work together to reduce poverty in Oregon and stop the cycle of poverty for the next generation.**



# Programs work together to reduce poverty

---

## Safety Net

- Housing
- Food
- Security
- Income
- Transportation
- Medical access
- Clothing

## Family Stability

- Child care
- Physical health
- Emotional health
- Substance use
- Social support
- Safety
- Parent education

## Connection to Careers

- Training and education
- Workplace skills
- Work skills

## Who we serve

---

<b>1,007,791</b>	Oregon Health Plan Members
<b>1,002,937</b>	Supplemental Nutrition Assistance Program (SNAP) recipients
<b>35,382</b>	Temporary Assistance for Needy Families (TANF) children
<b>13,182</b>	Employment-Related Day Care (ERDC) children
<b>12,113</b>	Nutrition Education (SNAP-ED) classroom participants
<b>5,784</b>	Temporary Assistance for Domestic Violence Survivors (TA-DVS)
<b>5,603</b>	Family Support and Connections children and adults
<b>683</b>	Refugee Program children and adults


## Integrated ONE system

### One Application for Multiple Programs

- Medical
- Food
- Cash
- Childcare
- Information Sharing Across Programs
- Person-Centered Approach

Oregonians can apply for benefits any way they choose – online, over the phone, or in person at a local office

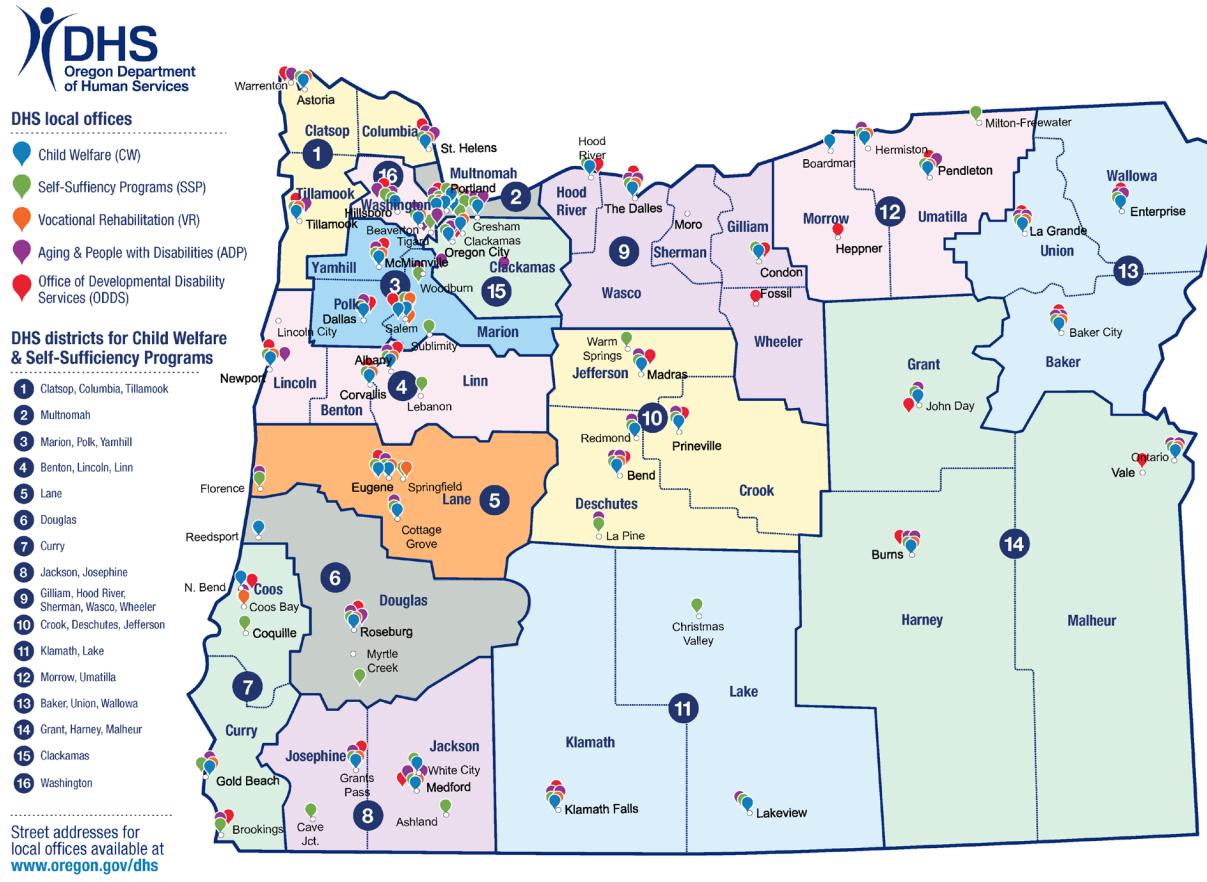
ODHS staff have new tools to help any Oregonian – regardless of where they live or the benefits they receive



FOR OREGONIANS:  
APPLICANT PORTAL

FOR WORKERS:  
WORKER PORTAL

# Store front offices



DHS 8204 (02/2017)

## Some of our community partners

---

- 211info
- ACCESS
- Boys and Girls Club
- Catholic Community Services
- Centro Latino Americano
- Central City Concern
- Clackamas Service Center
- Co-located DV advocates
- Community College Consortium
- Dress for Success
- El Programa Hispano Catolico
- Family Tree Relief Nursery
- Goodwill Industries
- Impact NW
- Klamath Works
- Local Workforce Boards
- Multnomah County
- Marion-Polk Food Share
- Oregon Food Bank
- Oregon Law Center
- Outside In
- Oregon State University
- Peace at Home: Advocacy Center
- Partners for a Hunger Free Oregon
- United Community Action Network
- Yamhill Community Action Partnership





**SSP benefits and services:  
the path out of poverty**

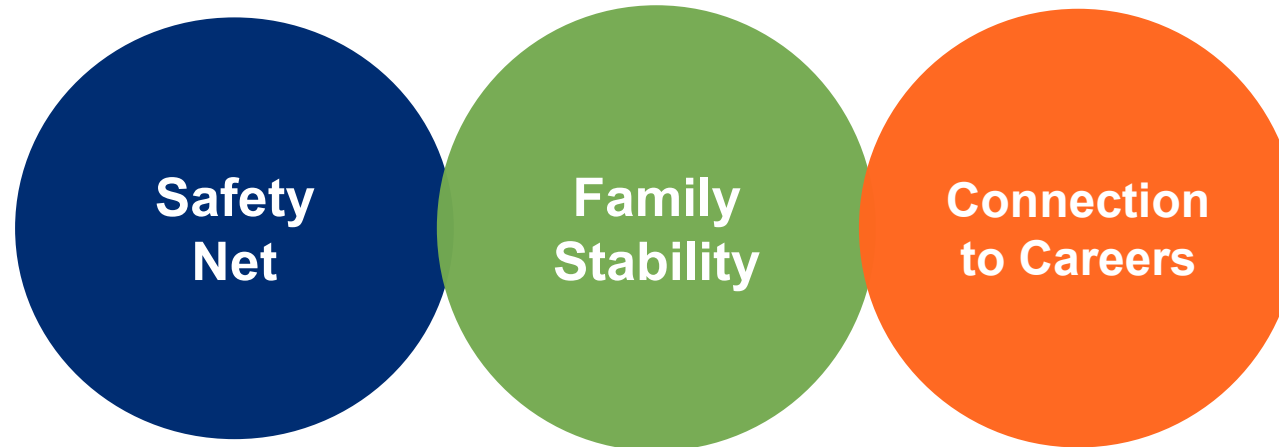
---

# Benefits and services

---

**People need to have their most basic needs met before they can attend to higher needs like community and well-being.**

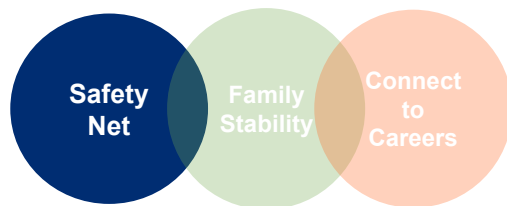
Our benefits and services help Oregonians meet these basic needs.



# Temporary Assistance for Needy Families (TANF)

---

- This program helps alleviate the impact of poverty for Oregon's families living in deep poverty.
- TANF benefits are a crucial resource for these families. Benefits include:
  - Cash grant
  - Family stability services
  - Employment and training services
- Recipients are often more likely to have difficulty finding stable, secure employment due to health issues, domestic violence, lack of housing and child care limitations.

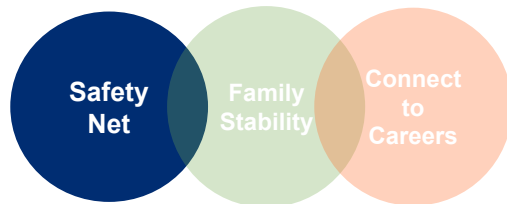


# TANF: who is eligible

---

- Pregnant women and families
- Participants must:
  - Meet income requirements; and
  - Be a resident of Oregon and a U.S. citizen, legal alien or qualified alien.

<b>Income Limits for a family of 3</b>	
<b>Initial</b>	<b>\$616</b> or 34% FPL
<b>Exit</b>	<b>\$1,012</b> or 55% FPL



# TANF: overview


---



35,382 children



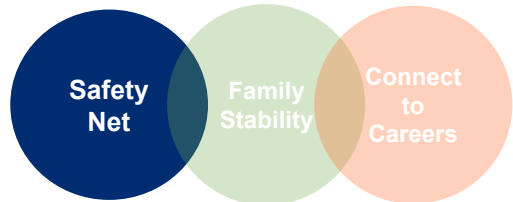
19,835 families



90.3% have no monthly income



Families only receive \$463.04 on average



# TANF funding

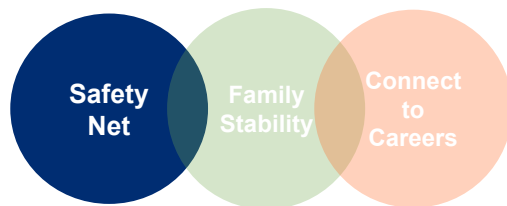
## TANF is a federal and state funded program

### 90% Federal Funding

- The Department of Health and Human Services (HHS) provides a block grant to states to provide a TANF program
- Regulations are outlined in 45 Code of Federal Regulations (CFR) Part 200

### 10% State Funding

- To receive federal block grant funds, states must also pay for a portion of the program. The state's portion is called the maintenance of effort (MOE). Oregon's MOE is paid for with General Funds.
- State authority lies in ORS 412.006

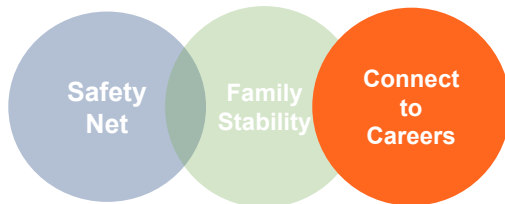
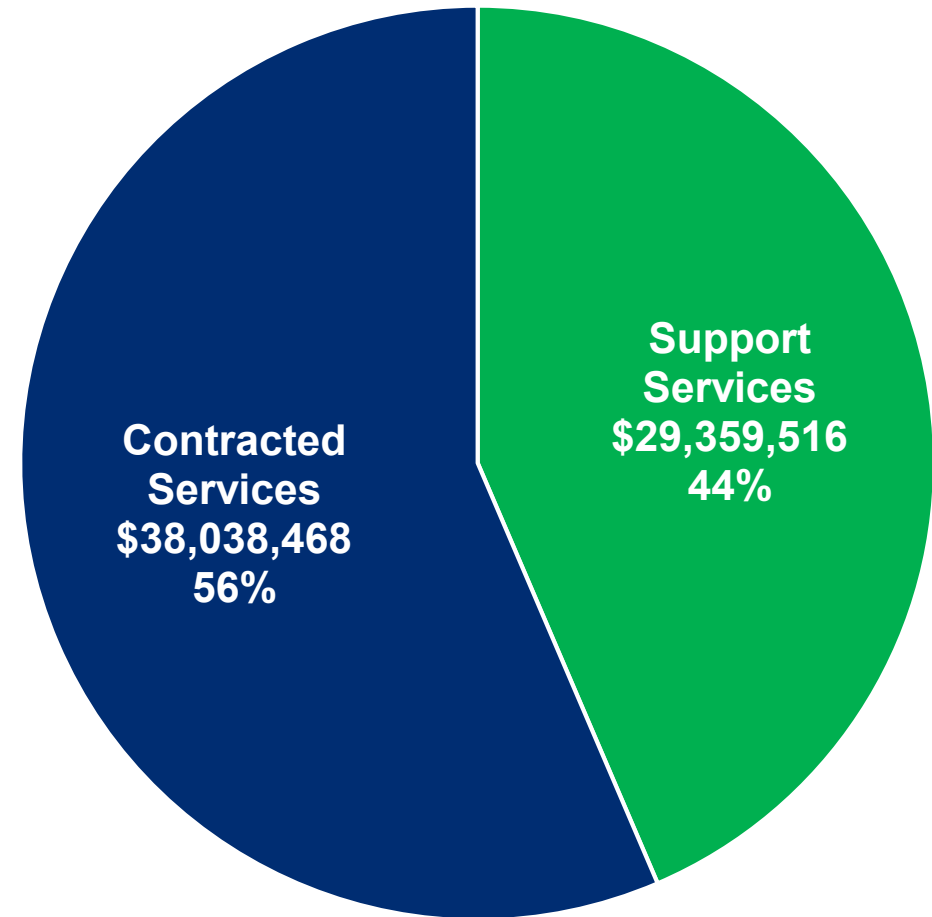


# TANF Job Opportunity and Basic Skills (JOBS)

---

This TANF program provides paths to obtain living wage jobs with opportunities for career advancement through:

- Stability and wellness services
- Education and vocational training
- Job readiness services

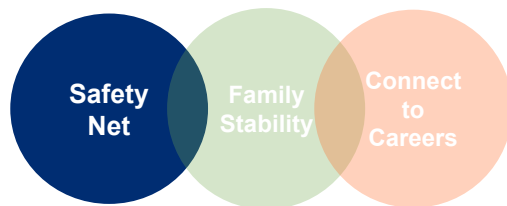


# Supplemental Nutrition Assistance Program (SNAP)

---

**SNAP offers food benefits and a bridge to employment, training, and opportunity by;**

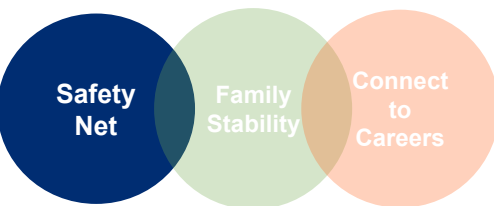
- Supplementing the monthly food budget of people who are unemployed or underemployed
- Reducing food insecurity
- Building the employment skills of recipients and supporting their pursuit of work that moves them towards self-sufficiency





# SNAP: who is eligible

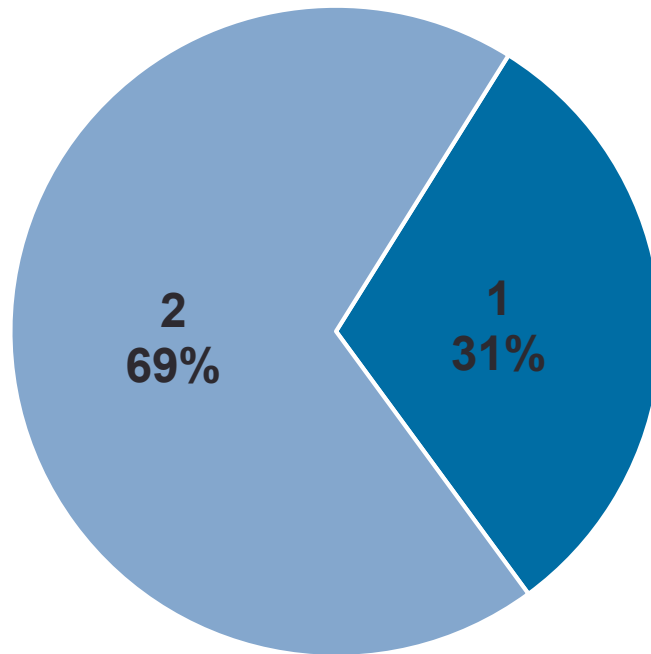
- Eligibility is based largely on an individual's or household's monthly gross income
  - This includes both earned income (the money you make from jobs) and unearned income (cash assistance, Social Security, unemployment insurance, and child support, etc.)
  - For most, resources such as a house, car or money in the bank do NOT count against eligibility
  - Household size is how many people you live and buy/make food with



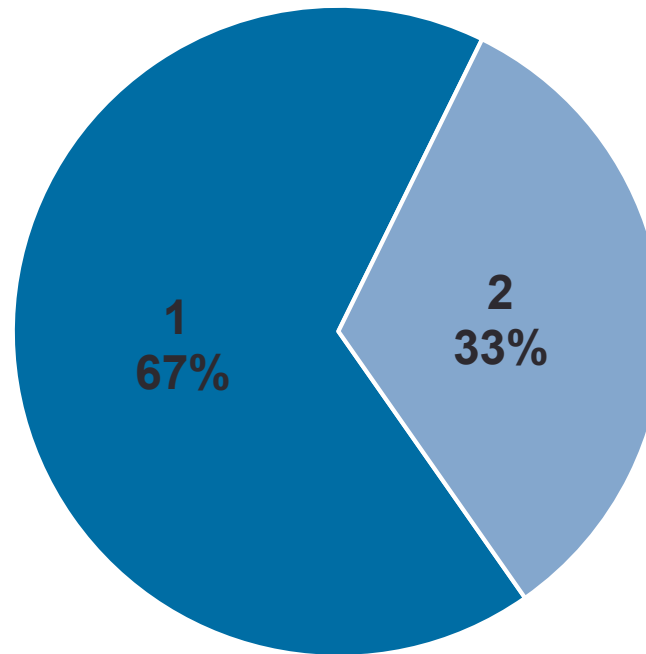
<b>Household Income Guidelines for a family of 3 (185% FPL)</b>	
<b>Annual</b>	<b>\$40,632</b>
<b>Monthly</b>	<b>\$3,386</b>
<b>Weekly</b>	<b>\$781.38</b>

# SNAPshot

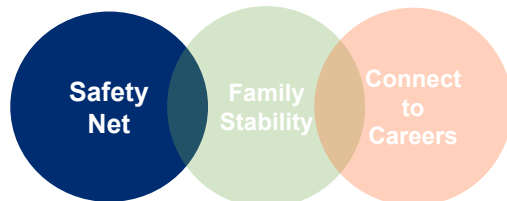
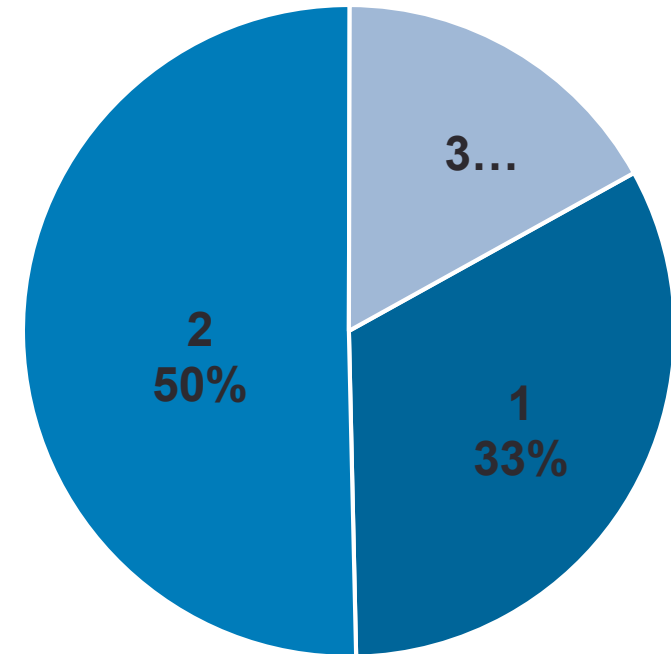
### Rural vs Urban



### Income vs No income



### Population



# SNAP funding

---

- SNAP benefits are federally funded by Food and Nutrition Services (FNS) within the United States Department of Agriculture (USDA)
- Administrative costs are split evenly between federal funds and Oregon general funds
- From July 2019 to June 2020, over \$1 billion was brought into Oregon in SNAP dollars

## Benefits

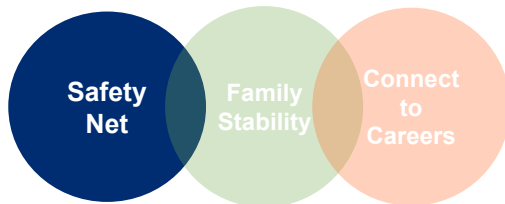
**100% Federal**

**0% State**

## Administrative Costs

**50% Federal**

**50% State**



# SNAP Outreach

- SNAP benefits are federally funded by Food and Nutrition Services (FNS) within the United States Department of Agriculture (USDA)
- Administrative costs are split evenly between federal funds and Oregon general funds
- From July 2019 to June 2020, over \$1 billion was brought into Oregon in SNAP dollars.

**2.7 million**

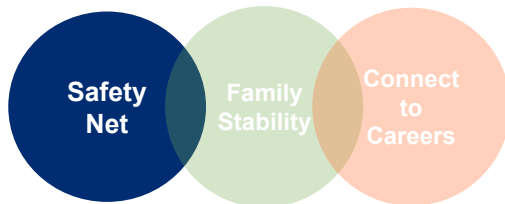
Information given to potentially eligible individuals

**7,900**

Application assistance

**14,000**

Individualized support to SNAP participants



# SNAP-Ed

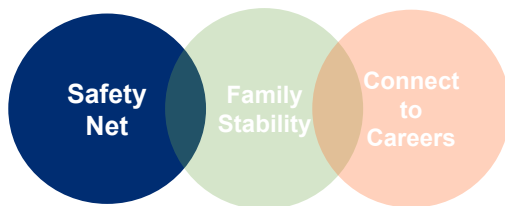
---

- Federally funded nutrition and obesity prevention program
- SSP contracts with the Oregon State University Extension to deliver community-based nutrition education statewide
- Provides tools and resources to help individuals make:
  - Healthy food choices within a limited budget, and
  - Physically active lifestyle choices
  - Robust social marketing campaign
  - Tools are found online at [www.FoodHero.org](http://www.FoodHero.org)

12,113 individuals served FFY19-20 in nutrition classes

1.4 million visits to FoodHero.org

\$7,318,534  
Oct 20-Sep 22



# SNAP connects people to careers

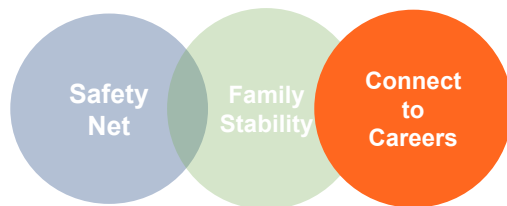
---

**31.8% of working families have incomes under 200% of the poverty line**

- Most Oregon families living in poverty are working families, meaning they have at least one parent who works

**SNAP recipients can participate in Employment & Training (E&T) programs where participants gain skills and experience to increase their earning potential**

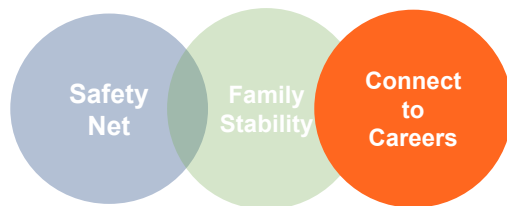
- **65% of participants achieved a job placement in subsequent quarters**



# SNAP Employment and Training Program

- Nationally known as the SNAP 50/50 program
- Funded 50 percent by federal funds and 50 percent by partner agencies
- Partners must use their own non-federal funds

	Participants	Providers	Budget federal/local
<b>FFY 2013</b>	1,069	2	\$237,985
<b>FFY 2014</b>	1,863	3	\$3,951,588
<b>FFY 2015</b>	3,790	9	\$4,595,791
<b>FFY 2016</b>	6,088	12	\$8,916,066
<b>FFY 2017</b>	8,974	18	\$18,488,654
<b>FFY 2018</b>	61,990	30	\$23,723,807
<b>FFY 2019</b>	45,823	80	\$26,944,738
<b>FFY 2020</b>	39,601	75	\$44,294,164

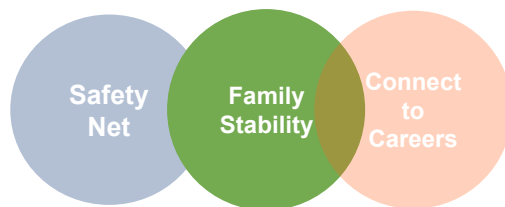


# Employment Related Day Care (ERDC)

---

- Provides access to stable childcare where children can learn and grow
- Supports school readiness and school success
- Helps families confidently re-enter the workforce
- May be the last SSP benefit families receive as they become self-sufficient

***“The cost of child care is more expensive than full-time tuition and fees at Portland State University.” –ouregon.gov***





# ERDC funding

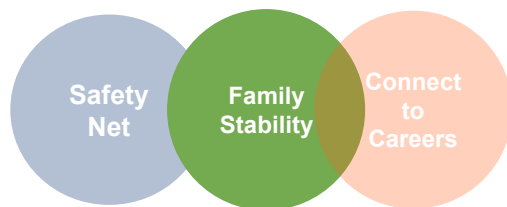
## ERDC is a federal and state funded program

**65%**  
**Federal  
Funding**

- Child Care and Development Fund (CCDF) provides States, Indian tribes, and territories with funding to provide childcare services for low-income working families. CCDF is also known as the Child Care and Development Block Grant.
- Regulations are outlined in 45 Code of Federal Regulations (CFR) Part 98

**35%**  
**State Funding**

- State funding comes from SSP's General Fund. General Funds are used to pay for any state policies not allowed under CCDF.
- State authority lies in ORS 329A.500.



# Who is eligible

---

## Working families

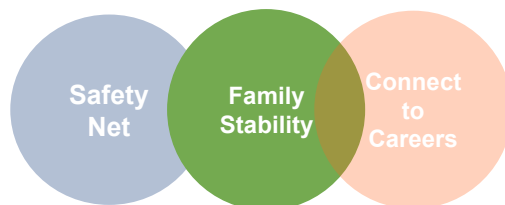
- Most families served are single parents with one or two children

## Current ERDC families

- Childcare support can continue while a parent is on medical leave or for three months of job search due to loss of employment

Initial income	Exit income
185% FPL or \$3,349 for a family of 3	85% SMI/250% FPL or \$4,956 for a family of 3

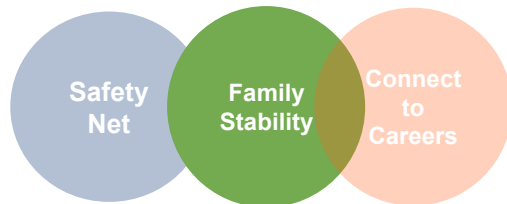
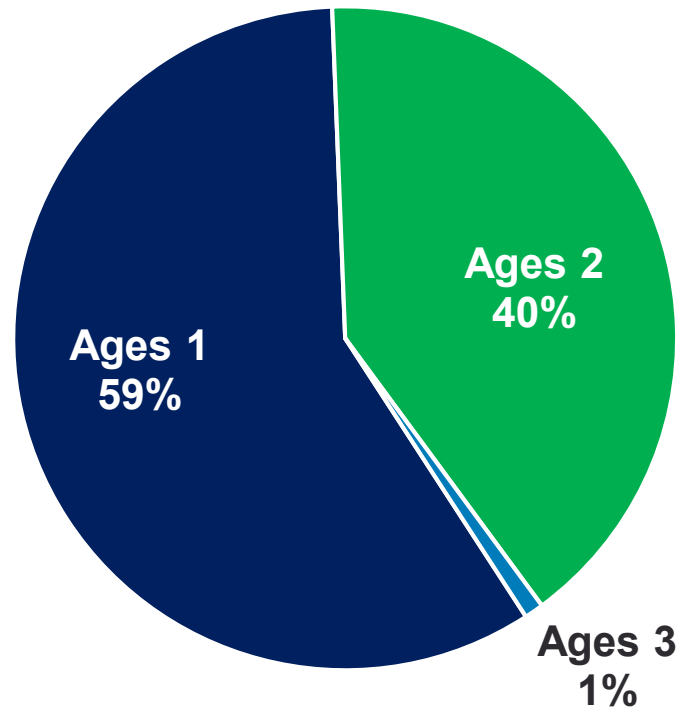
*Federal Poverty Level (FPL) / State Median Income (SMI)*



# Who Does ERDC Serve?

---

Ages of Children Served



**52.3%**  
of families have  
at least one  
school aged child  
receiving  
benefits

# Temporary Assistance for Domestic Violence Survivors (TA-DVS)

---

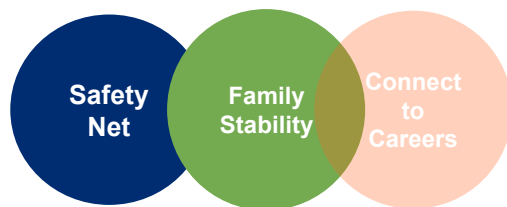
The program provides temporary financial support to families whose safety is at risk due to domestic violence.

Over 5,000 families were eligible in 2019-20 and could receive up to \$1200 over 90 days.

1 in 3

WOMEN

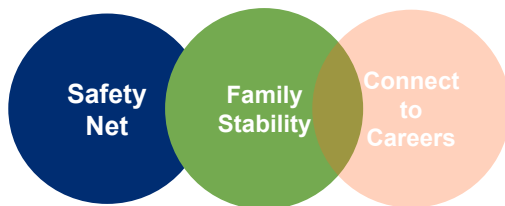
have been impacted by domestic violence



# Co-located Advocates

---

- Co-Located Domestic Violence Advocates from local domestic violence sexual assault organizations provide confidential and trauma informed advocacy services.
- From July 2019-June 2020, Co-located advocates served over **11,038 survivors** and **completed 11,401 safety plans**.
- The number of people served increased even with Stay-at-Home orders when Temporary Assistance for Domestic Violence Survivors saw a decline as survivors were unable to safely access services.



# SSP: 2021 proposed investments

- \$10 Million Investment for Survivors of Domestic Violence and Sexual Assault
- SIP was developed in partnership with the Governor's Office, the Oregon Tribes, culturally specific Domestic Violence and Sexual Assault (DVSA) providers and our partner DVSA providers statewide.
- SIP recognizes that tribes and culturally specific organizations know their communities best and survivors know their circumstances best.

## Survivor Investment Partnership (SIP) Policy Option Package (POP) #130



The SIP POP was put forward by the Oregon Department of Human Services' (ODHS) Self-Sufficiency Program (SSP) and is included as a \$10M investment in the Governor's Recommended Budget. SIP was developed in partnership with the Governor's Office, the Oregon Tribes, culturally specific Domestic Violence and Sexual Assault (DVSA) providers and our partner DVSA providers statewide.

SIP recognizes that tribes and culturally specific organizations know their communities best and survivors know their circumstances best.

### **Increase accessibility and meaningful financial support for survivors**

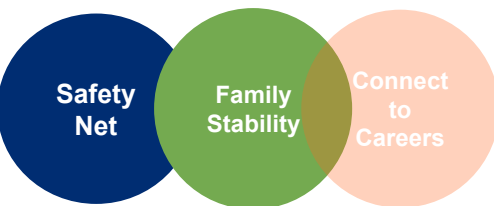
The intent of the SIP POP is to increase the accessibility of advocacy services and meaningful financial support to survivors of domestic violence and sexual assault including Tribal members, individuals without children, and vulnerable populations.

### **Increase autonomy and resources for providers**

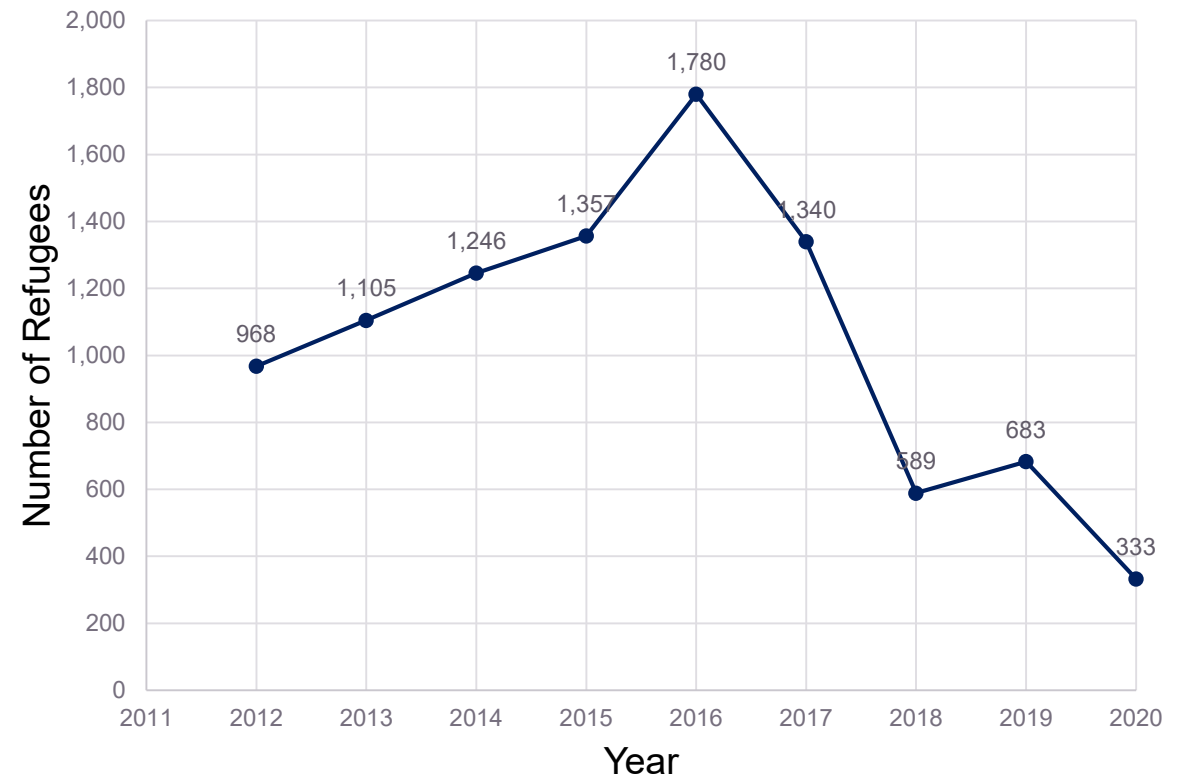
The funding gives tribes and organizations autonomy on how to administer their programs and provides survivors the ability to decide which supports they need to stay safe and maintain stability. In addition to serving survivors in a more culturally holistic way and providing resources for those who may be ineligible for the Temporary Assistance for Domestic Violence Survivors (TA-DVS) Program, a portion of the funds will support the administrative costs of overseeing the program.

# Refugee Program

- Works with partners to help refugee families gain access to all SSP services while respecting cultural differences
- Refugees include asylees, survivors of human trafficking, individuals who worked with the U.S. military overseas
- Refugee arrivals anticipated to increase under new Biden-Harris administration



Total Oregon Refugee Arrivals (2011 - 2020)

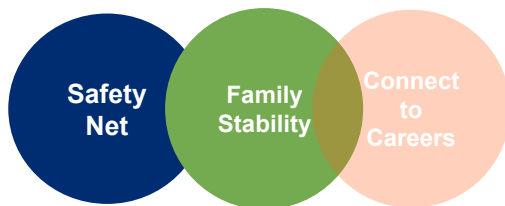


# Refugee Services

---

- Cash Assistance
- Medical Assistance
- Employment Services/Pre-Employment Training
- Oregon Refugee Children Assistance Services
- Senior Services
- Youth Mentoring Projects
- Extended Case Management

**Funding extension proposed in GRB includes \$2 million dedicated in HB2508 to support extending case management services and employment support for refugees and families beyond six months.**





# Runaway and Homeless Youth

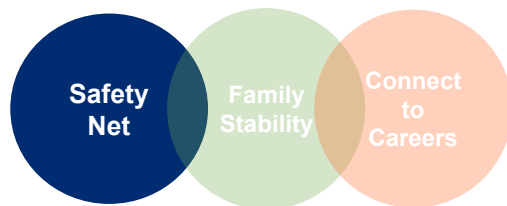
---

Each year, thousands of youth across Oregon are homeless and unaccompanied, struggling to survive without a safe, stable place to live.

- This program is responsible for coordinating statewide planning for delivery of services to runaway and homeless youth and their families.

According to the U.S. Department of Housing and Urban Development 2019 Point-in-Time Count, there were **1,590 homeless youth in Oregon.**

- Currently engaged in an assessment that will provide recommendations and a roadmap for building an optimal system for homeless youth in Oregon





# COVID-19 and Wildfire Responsiveness

---

## Pandemic and wildfire assistance

---

**\$483 million in emergency food benefits**

Disaster SNAP provided \$74,295 in food benefits to over 160 households

\$170 million in Pandemic Electronic Benefit Transfers for over 316,000 students

Child care copays reduced to \$0 through June 30, 2021

12 months of emergency allotments

Replacement benefits for those impacted by wildfires and winter storm

Waived interview requirements for new applicants and recertifications

Extended certification periods



**Budget**

---

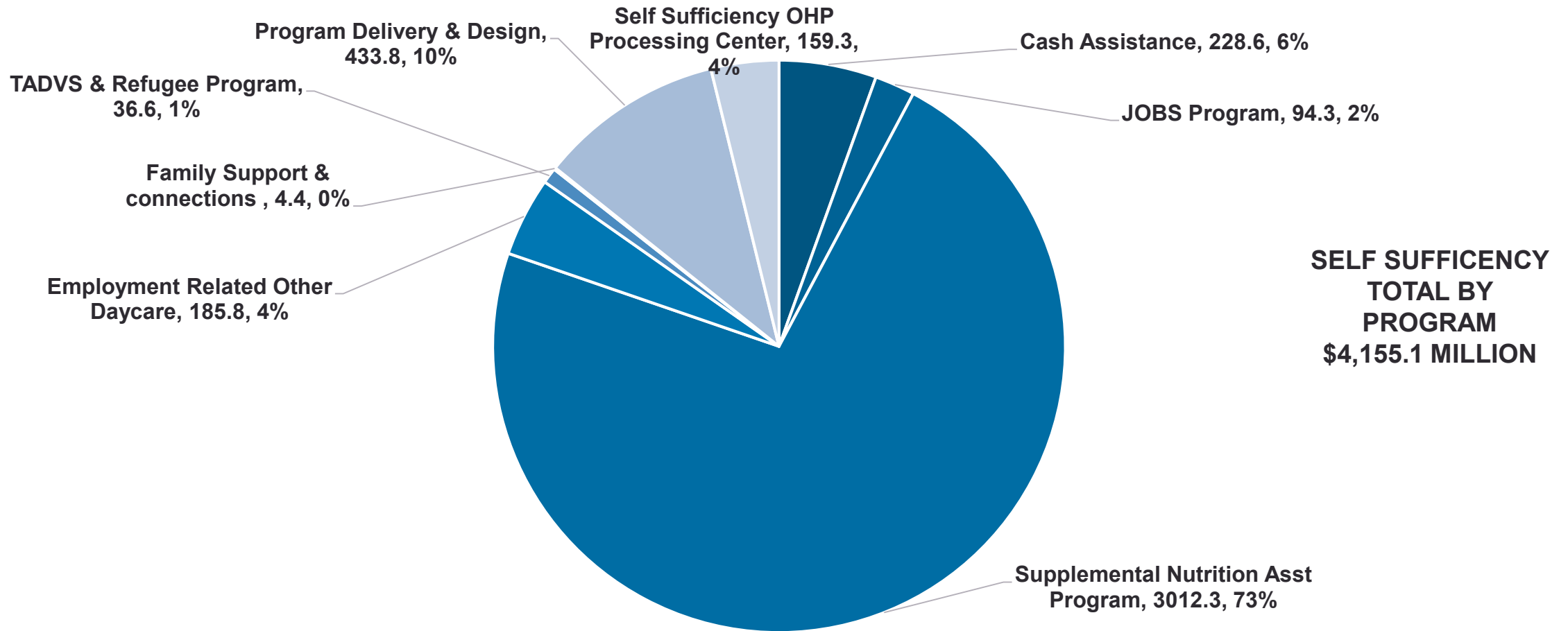
# 21-23 Biennium Budget

---

## Key Priorities

- Increase servicing and programs to the Tribal Nations and culturally specific providers
  - Survivor Investment Partnership
- Continue to support extended case management and employment services for refugee families

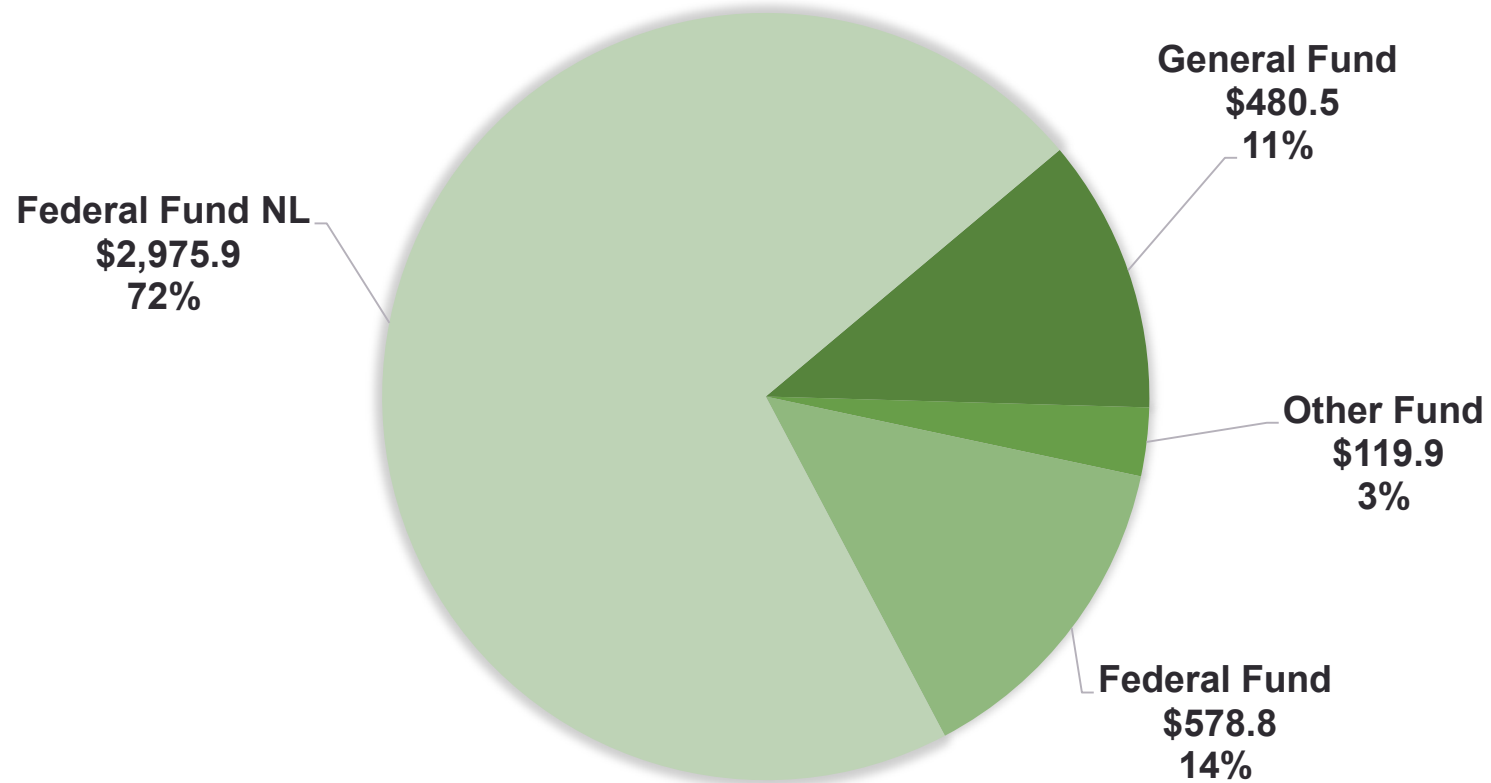
# 21-23 Governor's Budget: Total by Program



# 21-23 Governor's Budget: Budget by Fund Type

---

**SELF SUFFICIENCY  
TOTAL BY FUND TYPE  
\$ 4,155.1 MILLION**



# 21-23 Biennium Budget: Investments and Reductions

---

## Investments

- \$10 million in the Survivor Investment Partnership (POP 130)
  - 3 staff positions
- \$2 million for refugee extended case management and employment services contracts
- Funds 127 staff positions for mandated caseload increases

## 10% Reductions

- \$7.6 million due to eliminating inflation and increased vacancy savings





# Key Performance Measures

---

# Key Performance Measures

---

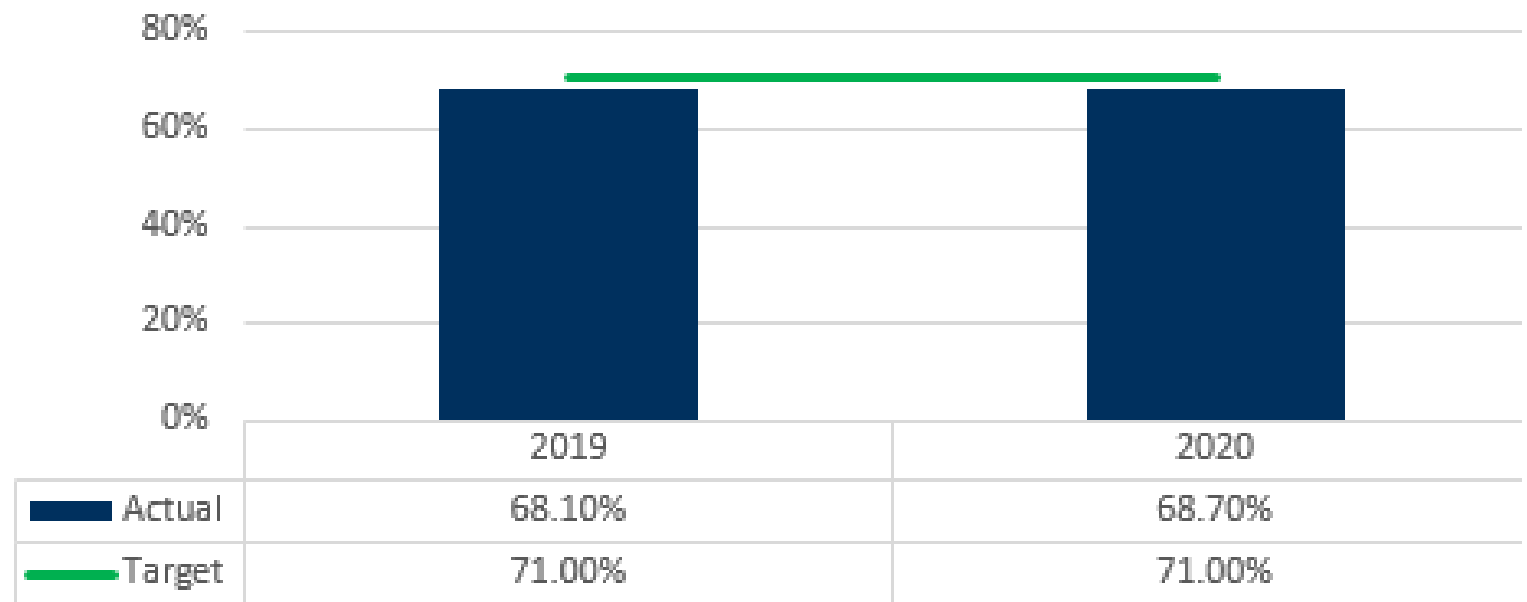
- Households at or above living wage four quarters after leaving SSP programs
- Customers reporting housing stability
- Customers reporting food stability
- Self-efficacy/hope

# Living Wages

- One of the ways people move from poverty is by earning a living wages after participating in employment & training programs.
- SSP continues the expansion of STEP employment and training in partnership with communities, participants, agencies, employers, nonprofit organizations and the federal government.

## KPM #13 Households at, or Above, Living Wage Four Quarters After Leaving SSP Program

The median percentage of households leaving Self Sufficiency who are at, or above, a living wage four quarters out. Data Period: Jul 01 - Jun 30

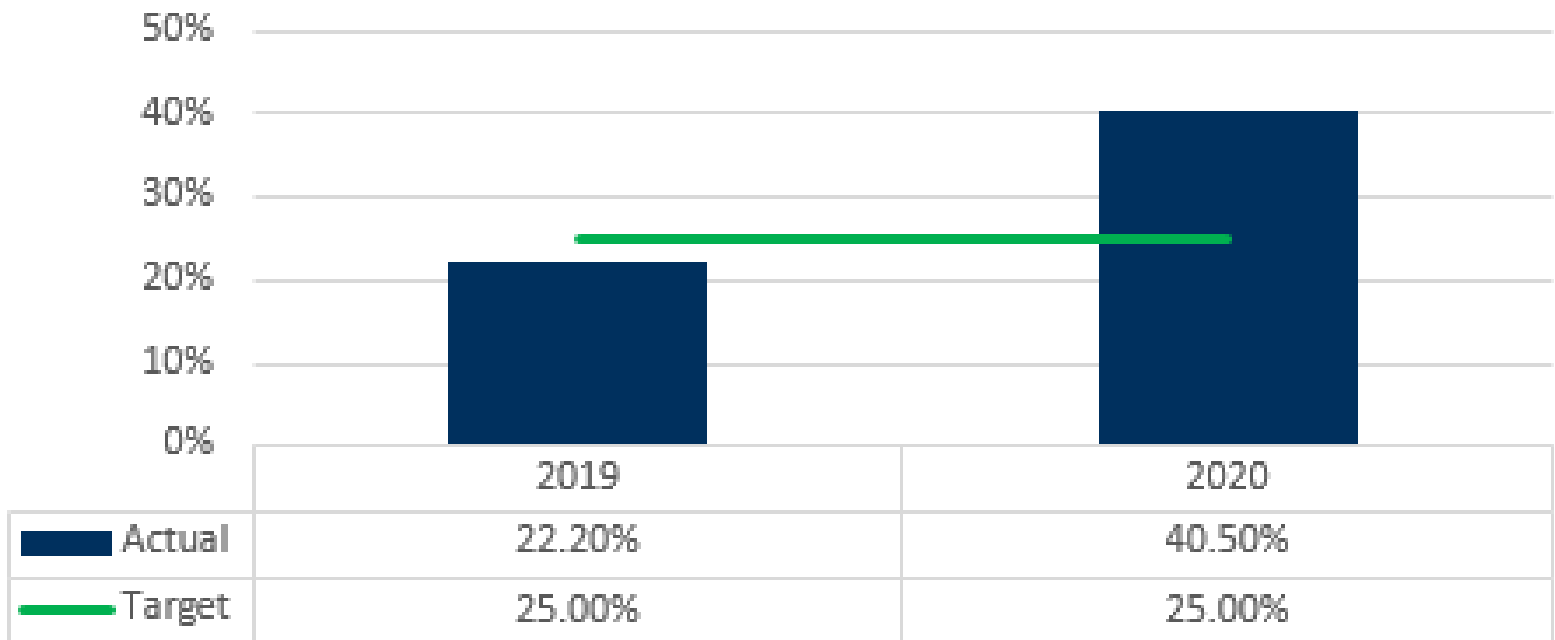


# Housing Stability

- In 2019, 22.2% of survey respondents reported housing stability.
- In 2020, 40.5% of survey respondents reported housing stability.

## KPM #14 SSP Participants Reporting Housing Stability

The percentage of Self Sufficiency participants who report their housing needs are fully met. Data Period: Jul 01 - Jun 30

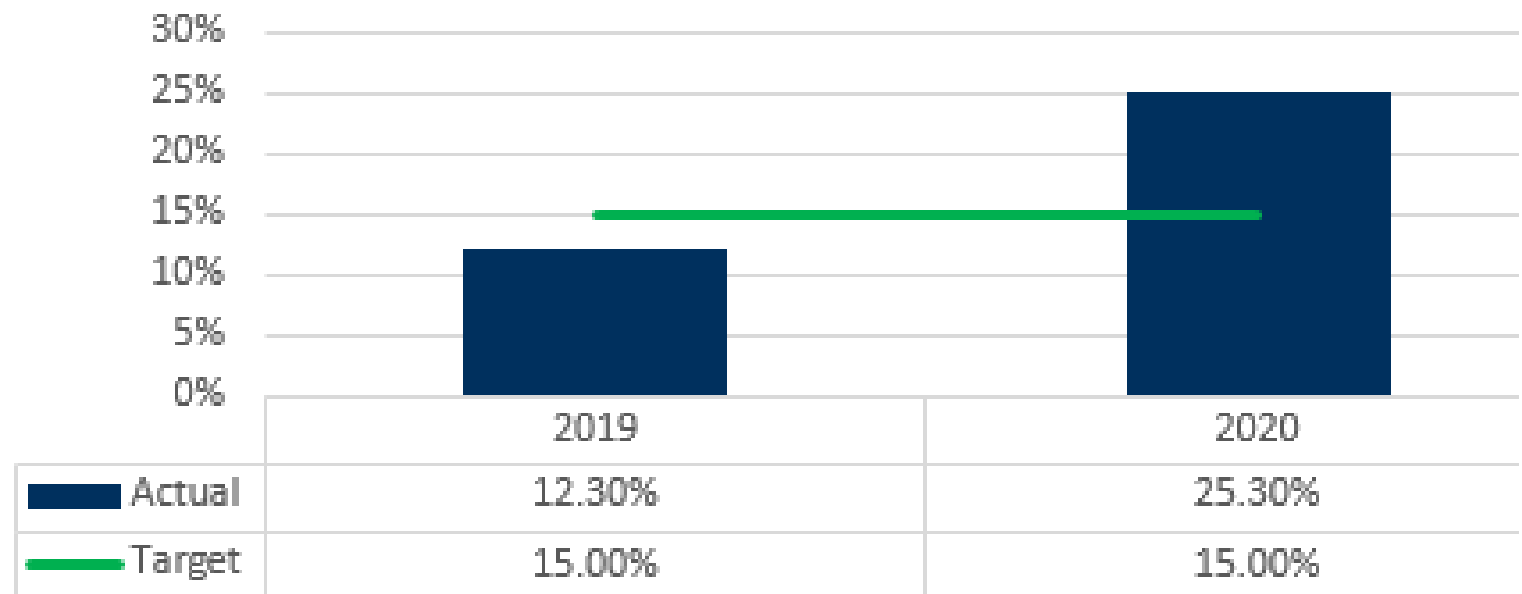


# Food Security

- 2020 saw state and federal investments in food banks and USDA approved benefits like school lunches, increasing food supports.
- Higher food security rates may be attributed to emergency allotments that started in March 2020.

## KPM #15 SSP Participants Reporting Food Security

The percentage of Self Sufficiency participants who report they did not worry about having enough food, or actually run out of food, in the past 12 months. Data Period: Jul 01 - Jun 30



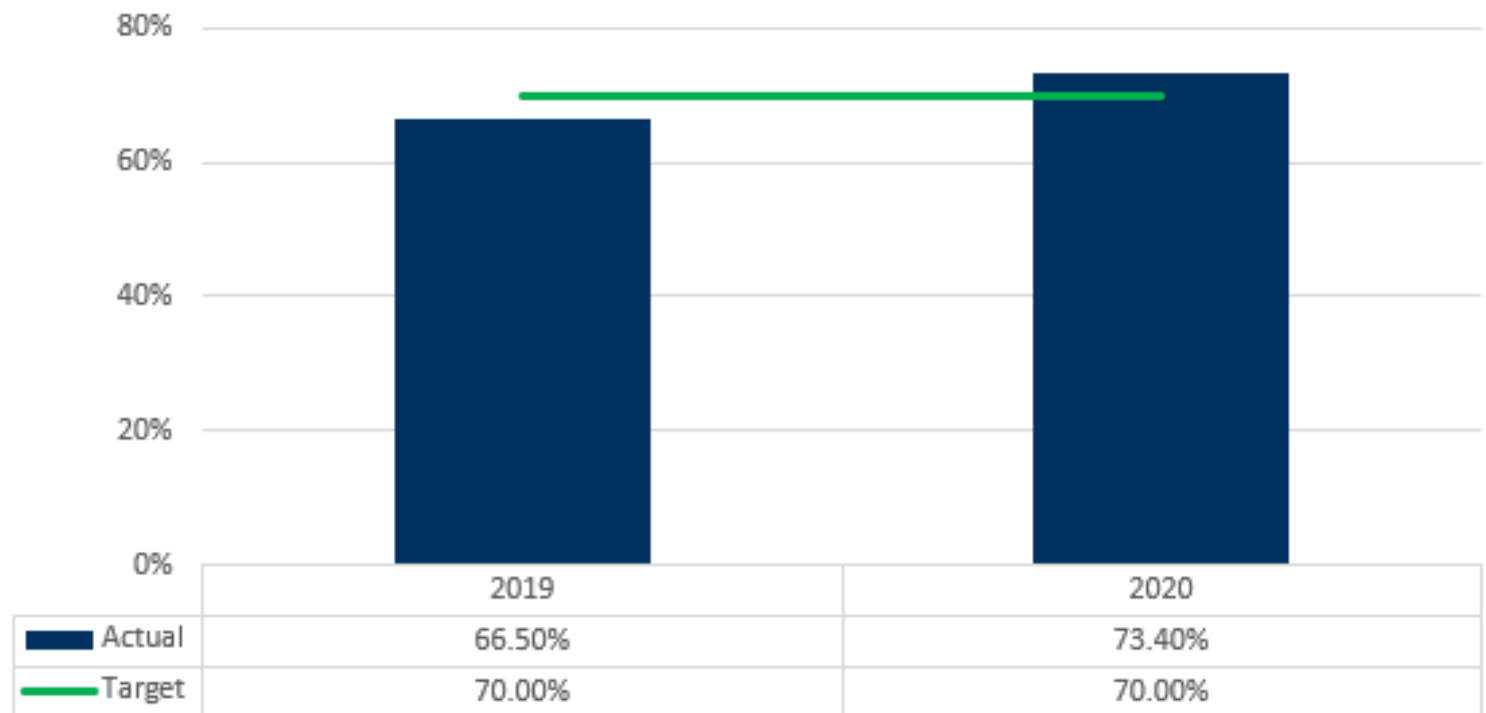
# Self-Efficacy/Hope

We define self-efficacy as having a sense of control or influence over life's circumstances. Hope is the belief that current circumstances will improve.

- In 2020, 73.4% of survey respondents indicated that SSP programs helped them experience greater self-efficacy, an increase of 6.8 percentage points.

## KPM #16 SSP Participants Reporting Greater Self-Efficacy

The percentage of Self Sufficiency participants who report they feel more confident in their ability to improve their current circumstances because of SSP and other services they were connected to. Data Period: Jul 01 - Jun 30





**21-23 Biennium Goals**

---

## 21-23 Biennium Goals

---

- Simplify benefit access for everyone.
- Ensure services meet the goals families set for themselves.
- Provide funding for extended case management and employment service supports for refugees.
- Expand sexual assault and domestic violence programs for survivors through Oregon's nine federally recognized Tribal Nations and culturally specific providers.
- Prioritize investments that promote diversity, equity, and inclusion in all programs.





**Thank you.**

---

# Thank you

---

- **Upcoming ODHS Presentations to the Committee**
  - Intellectual and Developmental Disabilities April 1
  - Aging and People with Disabilities April 6

