

## Youth Services

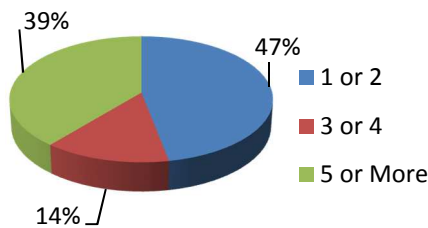
(FY 16 total served: 1,956 youth)

Includes information about all youth who received at least one independent living service paid for or provided by the state CFCIP agency.

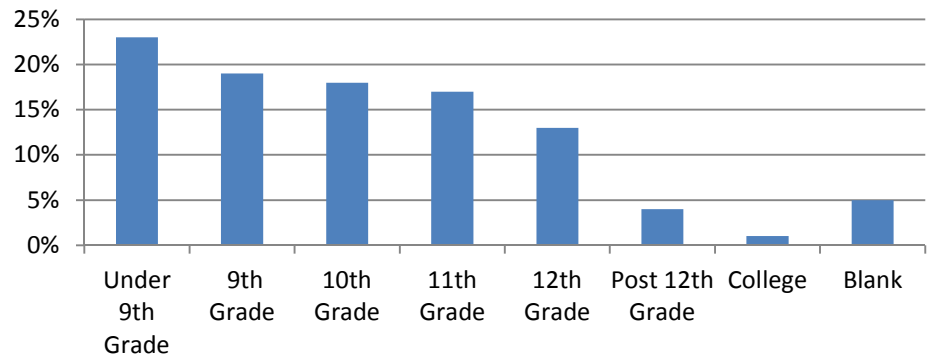
### Characteristics of youth receiving services (FY 16)

Male	44%	In foster care	83%
Female	56%	In federally recognized tribe	6%
White	82%	Adjudicated delinquent	2%
Black	14%	Receiving special education	26%
American Indian	12%	Age range	14-23
Other Race	3%	Mean age	17
Hispanic	14%		

### Number of services received (FY16)

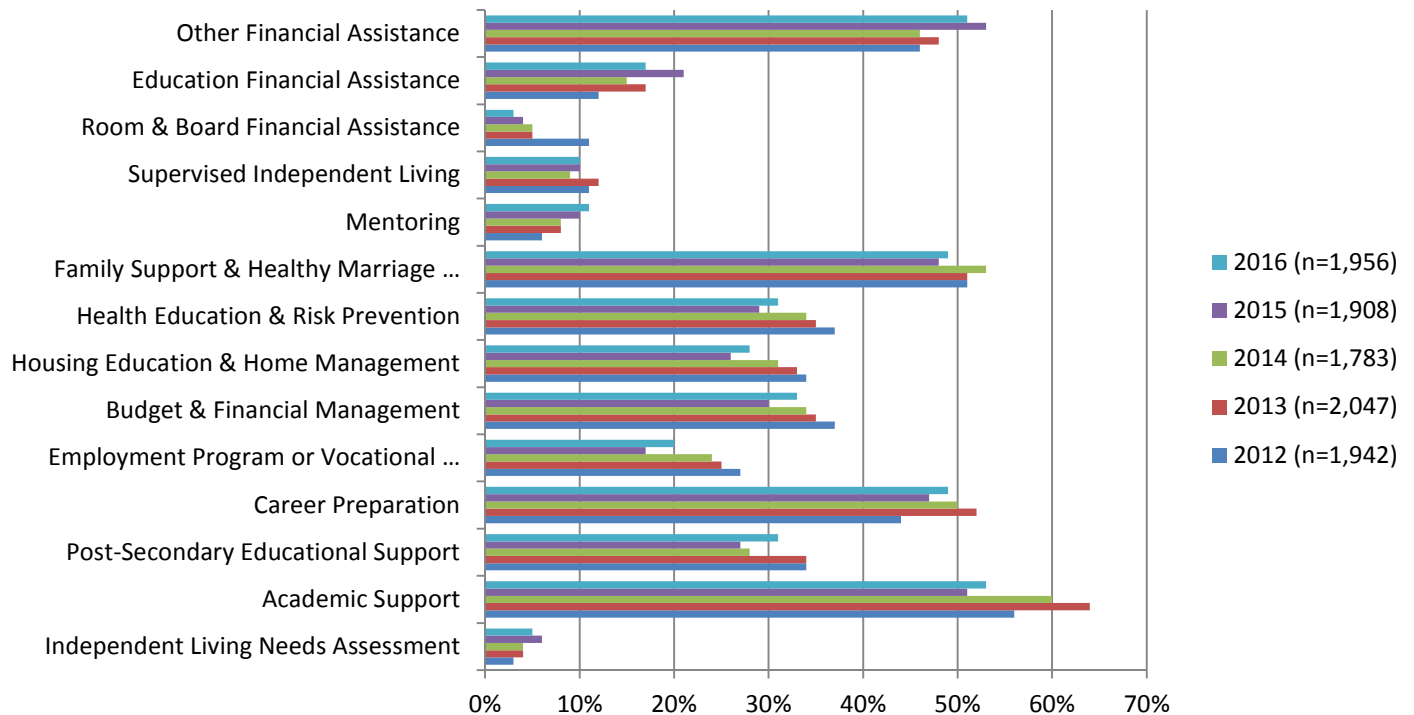


### Education level of youth receiving (FY 16)



### Type of services received (FY 12-16)

Percent of youth receiving each service (of total youth served)

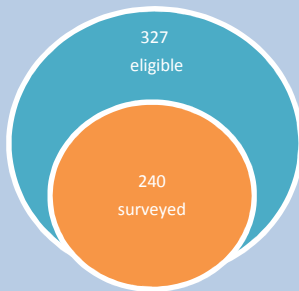


# Youth Outcomes

Includes information about all youth who were eligible to take the NYTD survey at ages 17 and 19

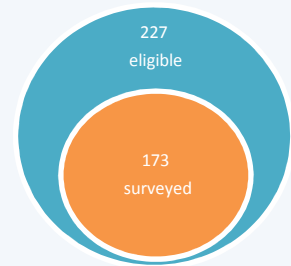
## Survey participation, FY 14-16

### Baseline Population (17-year-olds in foster care, FY 14)



**73% surveyed**

### Follow-Up Population (19-year-olds, FY 16)



**76% surveyed**

## Characteristics of survey participants

<i>Male</i>	45%	43%
<i>Female</i>	55%	57%
<i>White</i>	86%	87%
<i>Black</i>	15%	13%
<i>American Indian</i>	12%	12%
<i>Hispanic</i>	13%	12%
<i>In foster care</i>	100%	55%

## Reasons for non-participation

<i>Youth declined</i>	9%	23%
<i>Parent declined</i>	0%	0%
<i>Incapacitated</i>	7%	0%
<i>Incarcerated</i>	1%	5%
<i>Runaway/missing</i>	6%	0%
<i>Unable to locate</i>	2%	0%
<i>Invalid participant</i>	2%	0%

## Outcomes reported

<i>Employed full- or part-time</i>	<b>12%</b>	<b>38%</b>
<i>Receiving public assistance</i>	<b>N/A</b>	<b>31%</b>
<i>Finished high school or GED</i>	<b>2%</b>	<b>57%</b>
<i>Attending school</i>	<b>95%</b>	<b>56%</b>
<i>Referred for substance abuse treatment</i>	<b>26%</b> (in lifetime)	<b>8%</b> (in past 2 years)
<i>Incarcerated</i>	<b>21%</b> (in lifetime)	<b>6%</b> (in past 2 years)
<i>Had children</i>	<b>4%</b> (in lifetime)	<b>5%</b> (in past 2 years)
<i>Homeless</i>	<b>25%</b> (in lifetime)	<b>16%</b> (in past 2 years)
<i>Connection to adult</i>	<b>97%</b>	<b>75%</b>
<i>Medicaid coverage</i>	<b>73%</b>	<b>69%</b>