

Community Benefit Report

Oregon Acute Care Hospitals

Hospital Fiscal Year 2019

This is a summary analysis to accompany the fiscal year 2019 update of the [Oregon Hospital Community Benefit Dashboard](#), OHA's interactive dashboard for hospital community benefit data.

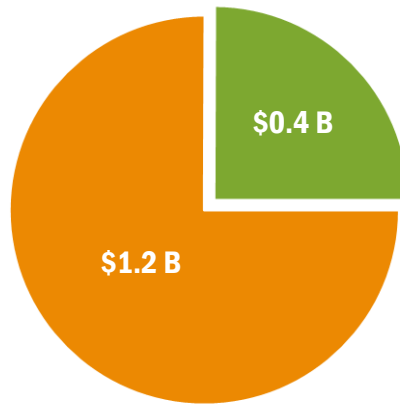
Oregon hospitals reported \$1.6 billion in community benefit costs.

\$1.2 billion (75%) went to **unreimbursed cost of care.**

Unreimbursed cost of care is the cost of care provided by a hospital for which reimbursement does not cover the hospital's costs.

It includes:

- Unreimbursed Medicaid
- Charity Care
- Other Public Programs
- Subsidized Health Services



\$0.4 billion (25%) went to **direct spending.**

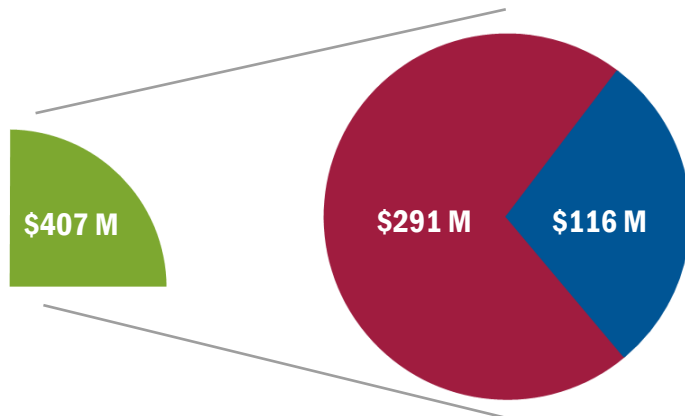
Direct Spending encompasses a hospital's cash expenditures, in-kind contributions, or grants in support of community benefit activities.

It includes:

- Community Health Improvement
- Community Building Activities
- Cash and In-kind Contributions
- Health Professions Education
- Research
- Community Benefit Operations

Health professions education and research is 72% of all direct spending.

Of the \$407 million of community benefit direct spending, 72% or \$291 million was spent on health professions education and research. Oregon Health Sciences University accounts for 62% of this spending, or \$185 million. The remaining \$116 million in direct spending statewide is attributable to investments in community health improvement programs or programs that address the social determinants of health.



Community investments accounted for 18% of **direct spending** and include:

- Community Health Improvement \$49 million
- Community Building Activities \$11 million
- Cash and In-kind Contributions \$43 million
- Community Benefit Operations \$13 million

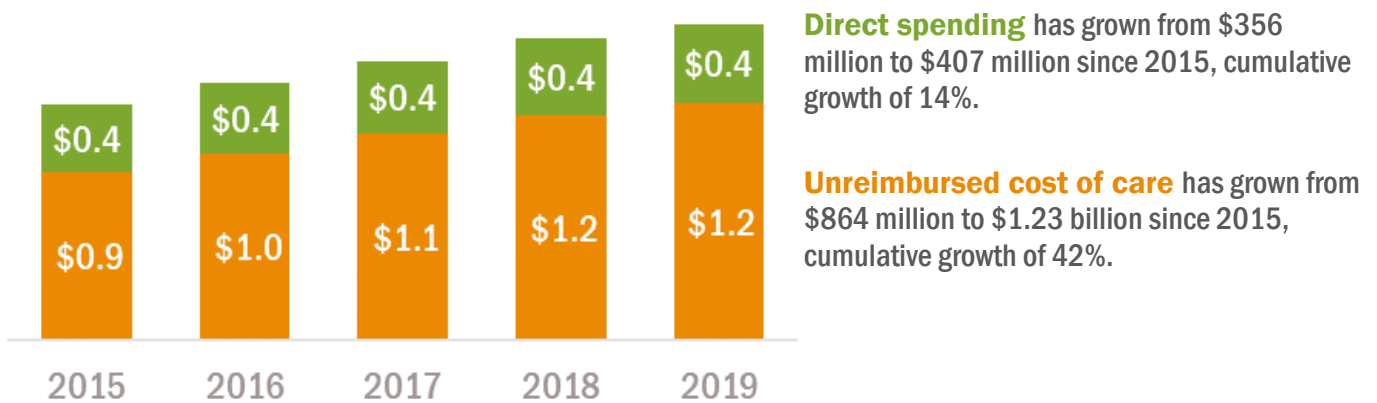
Of all \$407 million in **direct spending**, \$291 million (72%) went to **health professions education and research** and \$116 million (18%) went to **community investments**

Community Benefit Report

Oregon Acute Care Hospitals

Unreimbursed cost of care is growing three times faster than direct spending.

Direct spending accounted for 25% of total community benefit costs in 2019, down from 29% in 2015. Direct spending has grown at an annual rate of 3% over the past five years, compared with 9% annual growth for unreimbursed cost of care. Unreimbursed cost of care has increased 42% since 2015, while direct spending has increased 14% in the same time period.

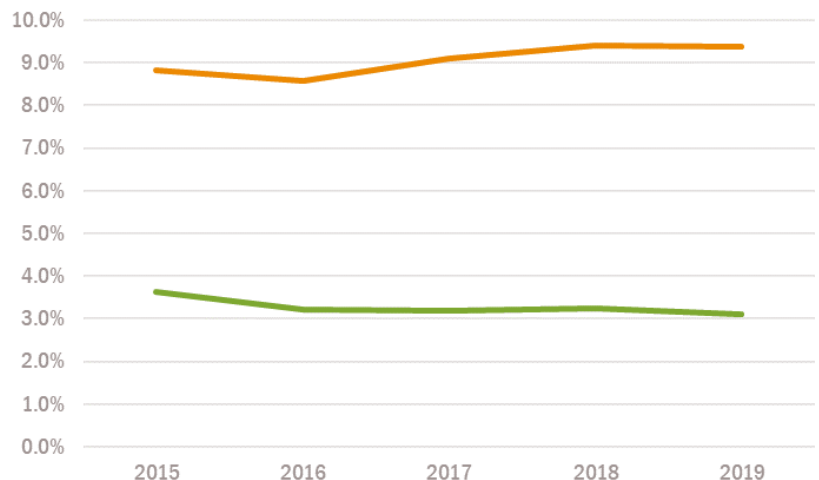


Direct spending is a shrinking proportion of net patient revenue.

Direct spending as a percentage of net patient revenue has decreased slightly, from 3.6% of revenue in 2015 to 3.1% of revenue in 2019. Comparatively, unreimbursed cost of care has grown from 8.8% of revenue in 2015 to 9.4% of revenue in 2019.

Unreimbursed cost of care has increased as a percent of net patient revenue

Direct spending has decreased as a percent of net patient revenue



To explore these data further and learn more, visit the Oregon Hospital Community Benefit Reporting Dashboard.