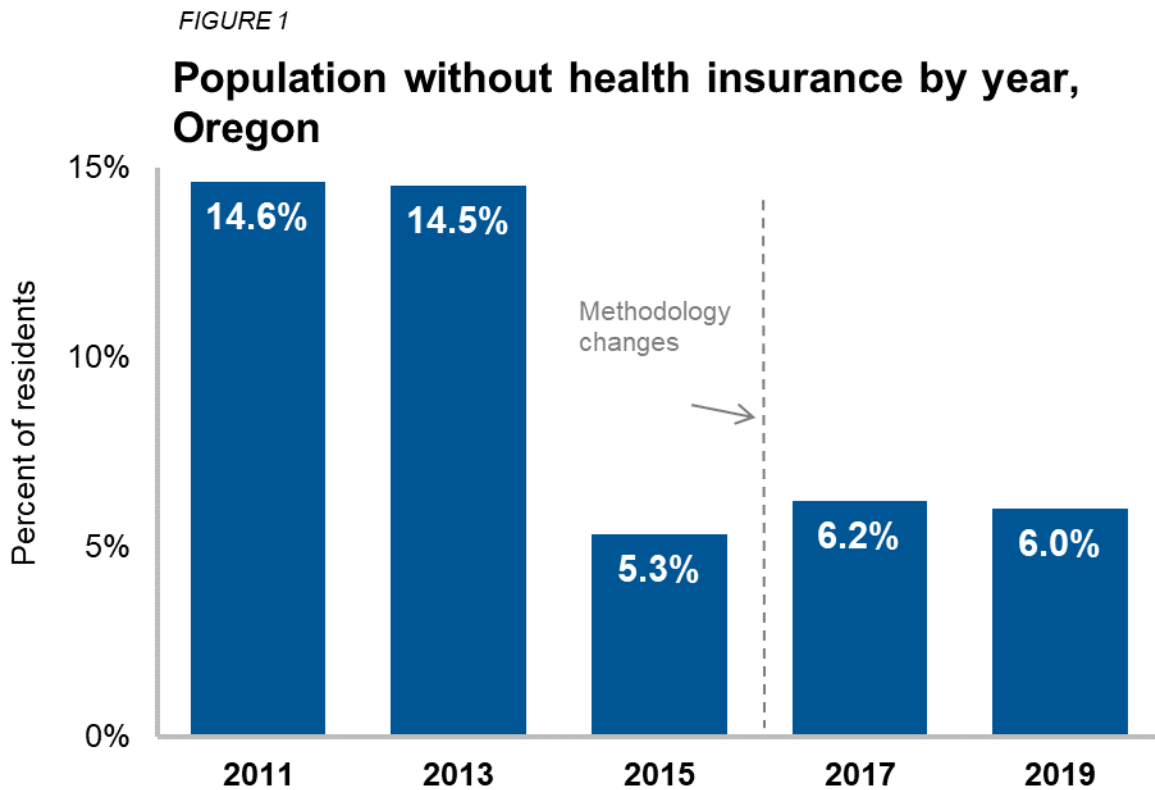


Access to Clinical Preventive Services

Lacking health insurance

After the Affordable Care Act (ACA)’s measures to expand health insurance coverage went into effect the percent of Oregonians without health insurance declined from 14.5% in 2013 to 5.3% in 2015. In 2017 and 2019 the percent increased slightly to 6.2% and 6.0% (respectively), likely due to methodological changes in the way the data was analyzed (Figure 1).

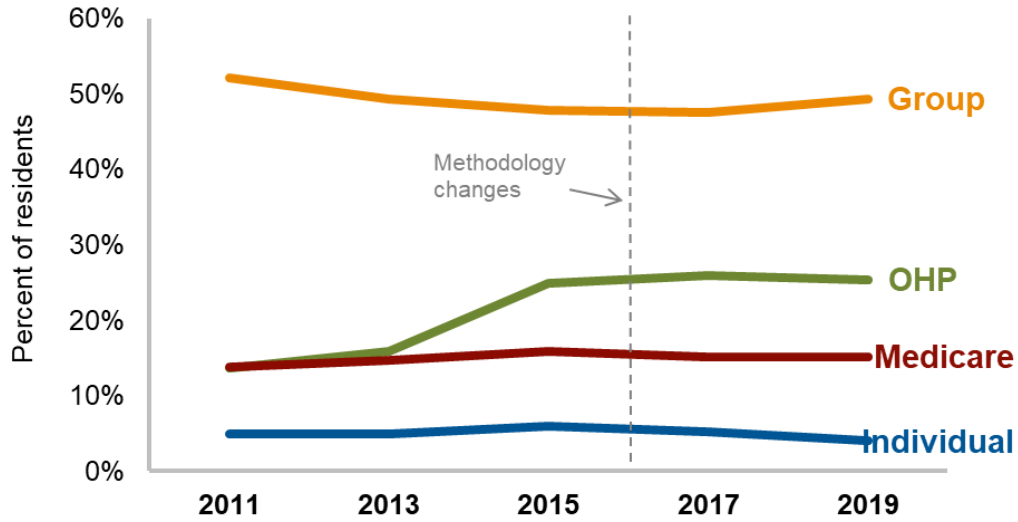


Source: Oregon Health Insurance Survey, Office of Health Analytics

The change in uninsured rates since 2013 is driven by the substantial increase in enrollment in the Oregon Health Plan (OHP; Figure 2).

FIGURE 2

Population by source of health insurance, Oregon

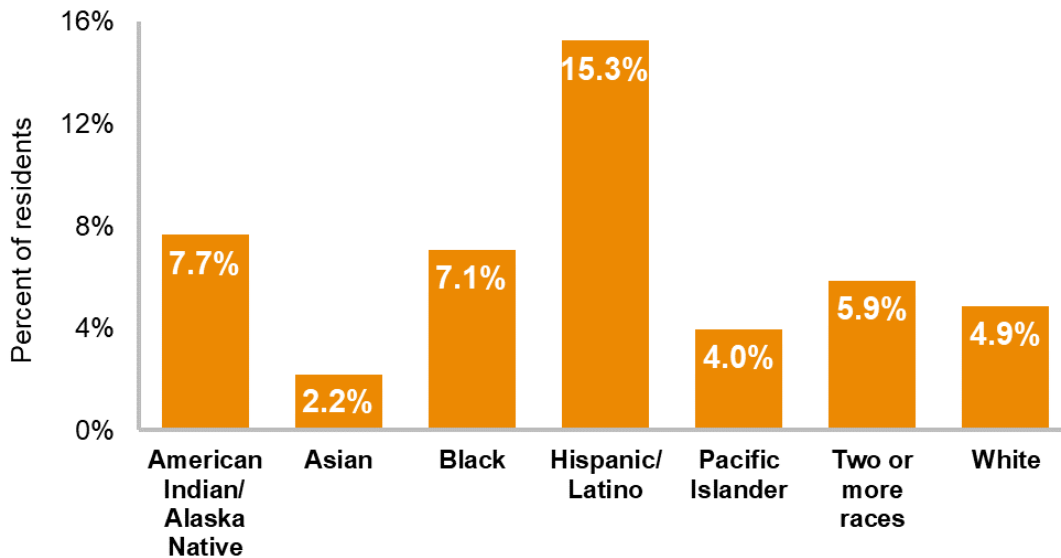


Source: Oregon Health Insurance Survey, Office of Health Analytics

In 2017, there were still disparities in health insurance coverage rates by race/ethnicity (Figure 3). Increasing access to health care for all residents is an important goal of Oregon’s health systems transformation efforts.

FIGURE 3

Population without health insurance by race/ethnicity, Oregon, 2017



Source: Oregon Health Insurance Survey, Office of Health Analytics

About the Data: The data source is the Oregon Health Insurance Survey (OHIS) by the Oregon Health Authority (OHA). OHIS provides detailed information on the health coverage, access, and utilization of Oregon's residents. In 2017, a more sophisticated method of collecting and weighting the data was implemented which likely represents a more accurate picture of the number of people insured in the state. For more information on OHIS, visit the Health Insurance Coverage webpage:

<http://www.oregon.gov/oha/HPA/ANALYTICS/Pages/Insurance-Data.aspx>

For More Information Contact: Ohis.admin@dhsoha.state.or.us

Date Updated: October 30, 2019

[Oregon State Health Profile](#)

OHA 9153-D (Rev) 09/13: This document can be provided upon request in an alternate format for individuals with disabilities or in a language other than English for people with limited English skills. To request this publication in another format or language, contact the Publications and Design Section at 503-378-3486, 711 for TTY, or email dhs-oha.publicationrequest@state.or.us.