

Current Week's Data at a Glance: April 29—May 5, 2012 (Week 18)

Oregon Influenza-Like Illness (ILI) Activity Level¹	Minimal
Oregon Influenza Activity Geographic Spread²	Local
Percent of outpatient visits for ILI	0.62%
Positive influenza tests³	1
Influenza-associated hospitalizations⁴	2
Reported ILI outbreaks	0
Influenza-associated pediatric mortality	0
Respiratory Syncytial Virus (RSV) activity⁵	13%

¹Based on proportion of outpatient visits— levels include minimal, low, moderate, and high

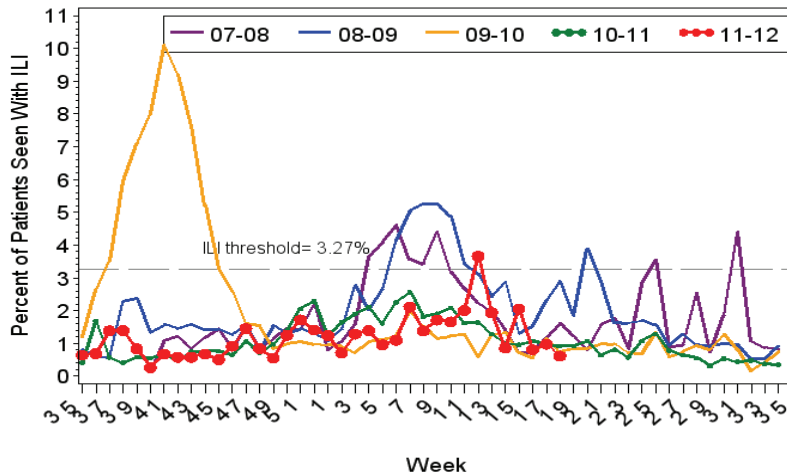
²Levels for geographic spread include no activity, sporadic, local, regional, and widespread

³Reported by state public health lab (OSPHL) from outbreaks, tri-county hospitalizations, and sentinel ILI surveillance; includes only current week positive tests

⁴Based on hospitalization surveillance in Clackamas, Multnomah, and Washington counties only.

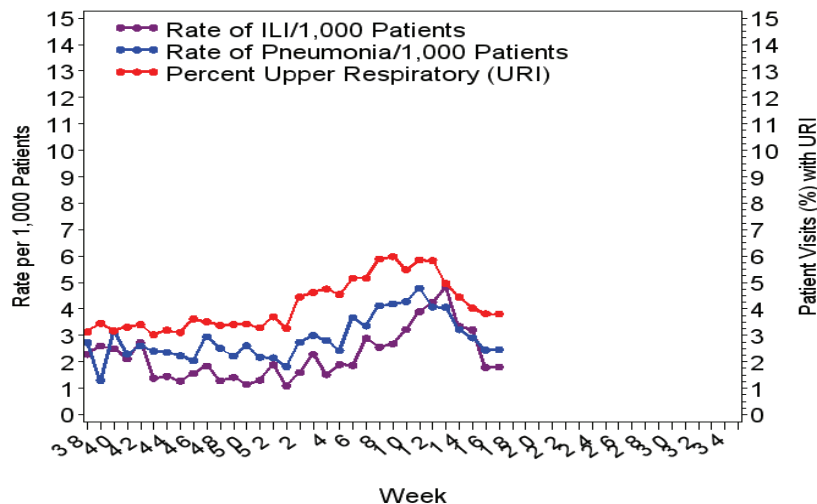
⁵Percent positivity based on data from Oregon's RSV Laboratory Surveillance System

Oregon Outpatient Influenza-Like Illness Surveillance Network (ILINet) 08MAY12
Percent of Outpatients with Influenza-like Illness (ILI)
2007-2008, 2008-2009, 2009-2010, 2010-2011, 2011-2012



Surveillance weeks run from Sunday through Saturday. Sentinel providers report the number of patients seen with influenza-like illness as well as total patients seen each week.

Oregon Outpatient ILI/URI/Pneumonia Surveillance, OCHIN 2011-2012



Categories are not mutually exclusive, and are based on ICD-9 diagnosis codes or combinations of codes.

ILINet: Oregon's Outpatient Influenza-like Illness Surveillance Network

Oregon's outpatient influenza-like illness (ILI) network comprises 25 voluntary healthcare providers from all across Oregon who report the number of patients with influenza-like illness as well as total number of patient visits for each week during the surveillance season.

The percent of outpatients seen with ILI for Week 18 of 2012 was 0.62%, below Oregon's seasonal baseline.

Note: ILI is defined as fever ($\geq 100^{\circ}\text{F}$) and cough or sore throat. The average ILI reported during influenza weeks over the previous three seasons is 3.27% (although this figure is skewed upward by the H1N1 pandemic of 2009).

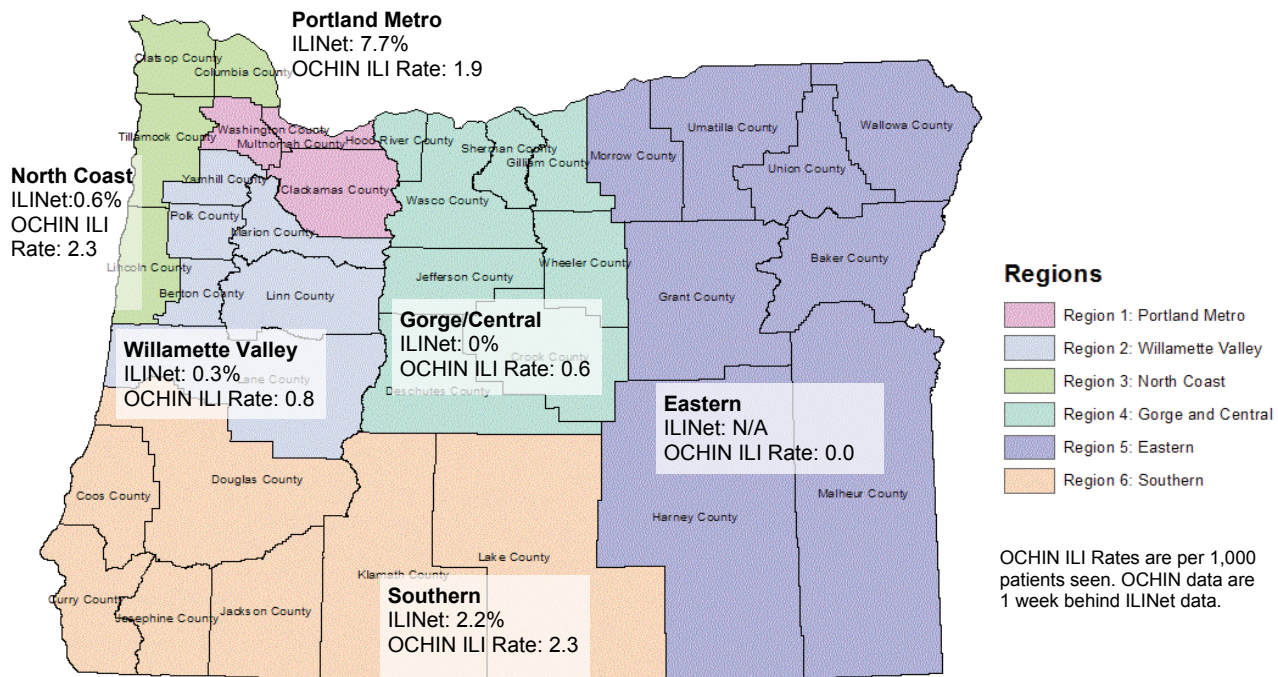
OCHIN Influenza-like Illness Surveillance

Oregon Public Health Division also receives discharge diagnoses data from OCHIN Inc., a collaborative comprising 22 member organizations of federally qualified health centers (FQHC) and rural health centers in Oregon, representing 103 clinics throughout the state.

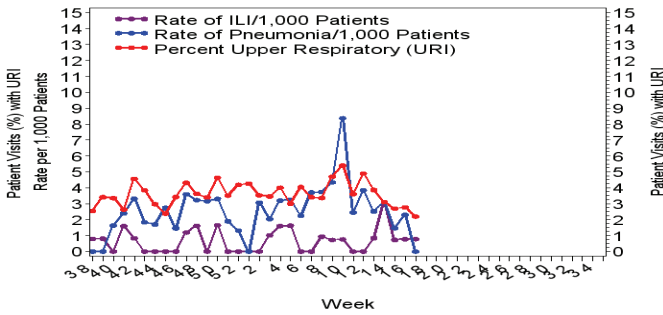
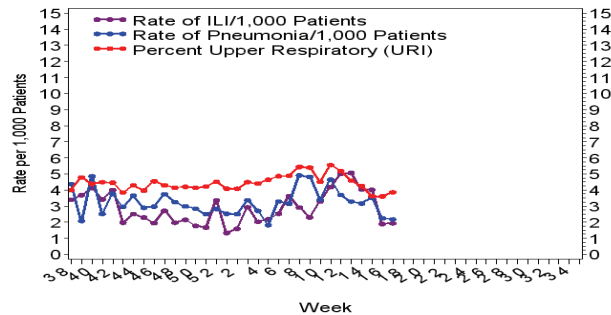
The rate of ILI per 1,000 OCHIN patients was 1.8 during Week 17, 2012.

Note: OCHIN reports of ILI are one week behind ILINet reports. Respiratory illness categories for OCHIN data are based on ICD-9 diagnostic codes.

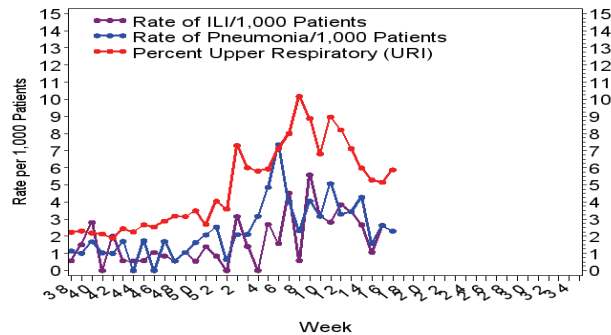
ILI Activity by Region: ILINet (% ILI) and OCHIN (ILI Rate)



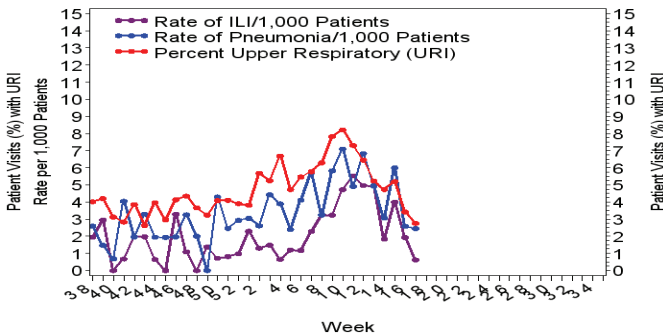
Region 1: Oregon Outpatient ILI/URI/Pneumonia Surveillance OCHIN 2011-2012 Region 2: Oregon Outpatient ILI/URI/Pneumonia Surveillance OCHIN 2011-2012



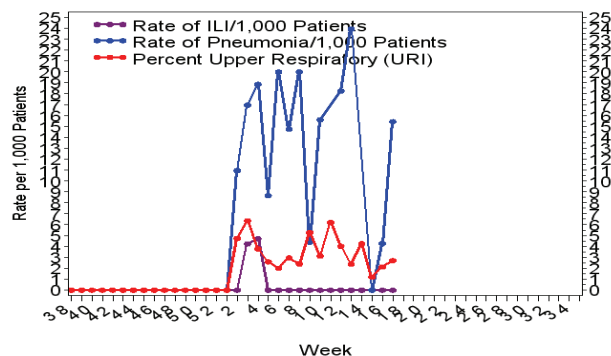
Region 3: Oregon Outpatient ILI/URI/Pneumonia Surveillance OCHIN 2011-2012



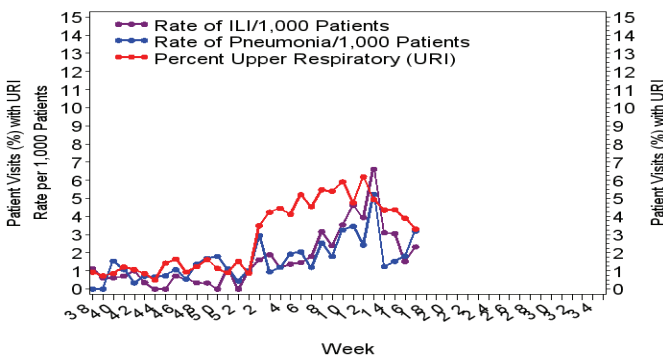
Region 4: Oregon Outpatient ILI/URI/Pneumonia Surveillance OCHIN 2011-2012



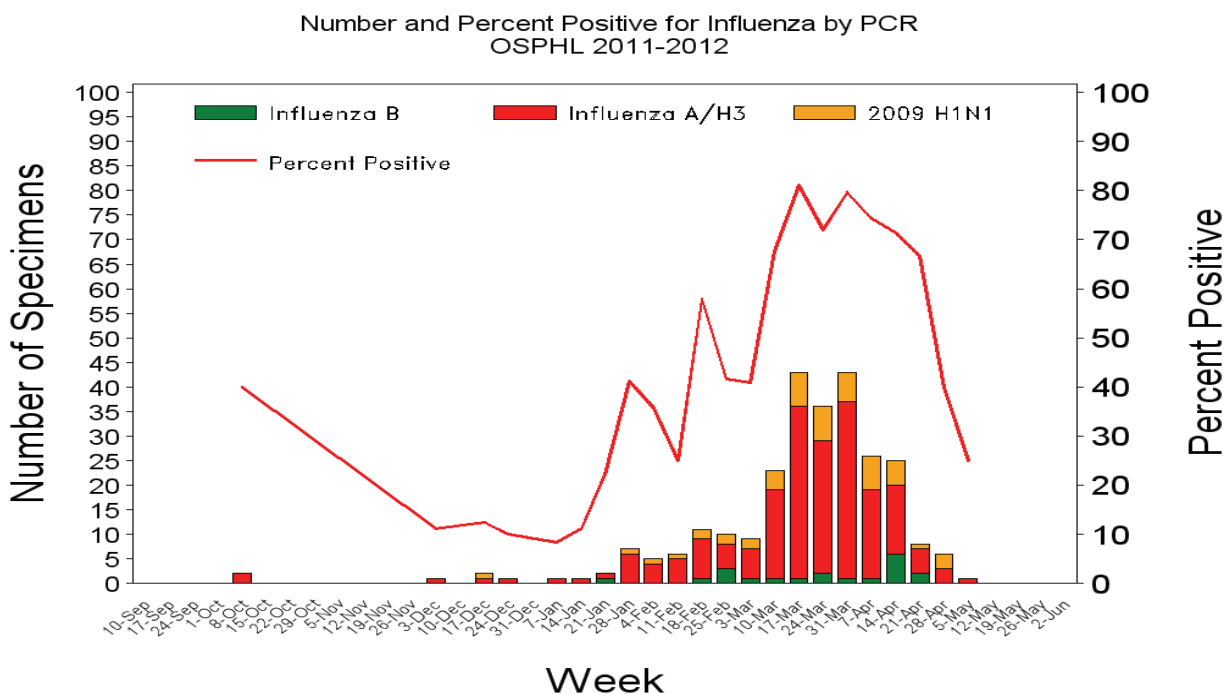
Region 5: Oregon Outpatient ILI/URI/Pneumonia Surveillance OCHIN 2011-2012



Region 6: Oregon Outpatient ILI/URI/Pneumonia Surveillance OCHIN 2011-2012



Laboratory Surveillance:



The Oregon State Public Health Laboratory (OSPHL) is performing influenza typing and sub-typing by PCR on specimens from the following groups of patients:

- Patients seen by Oregon Sentinel providers from ILINet & Influenza Incidence Surveillance Project (IISP).
- Patients hospitalized with influenza-like illness in the Portland Tri-County area (Multnomah, Clackamas and Washington counties) as part of the CDC-funded study, The Influenza Hospitalization Network (FluSurv-NET). We encourage submission of specimens to OSPHL even if rapid influenza tests are negative or have not been performed.
- Patients identified as part of an outbreak of respiratory illness. Please report clusters of respiratory illness to the on-call ACDP epidemiologist at (971-673-1111), who will then make decisions about the need for testing at the OSPHL.

Tables 1 and 2 show the current week and cumulative totals (since Oct. 1, 2011) for influenza and other respiratory virus specimens tested at OSPHL.

Table 1. Oregon State Public Health Laboratory Influenza Specimen Type and Subtype, 2011-12. *

	Current Week	Cumulative
Influenza A	0	245(44%)
2009 pH1N1	0	47 (9%)
Seasonal A H3	1	198 (36%)
Influenza B	0	20 (4%)
Pending	5 (83%)	-
Unsatisfactory	0	8
Undetected	0	286(52%)
Total Tested	6 (100%)	551(100%)

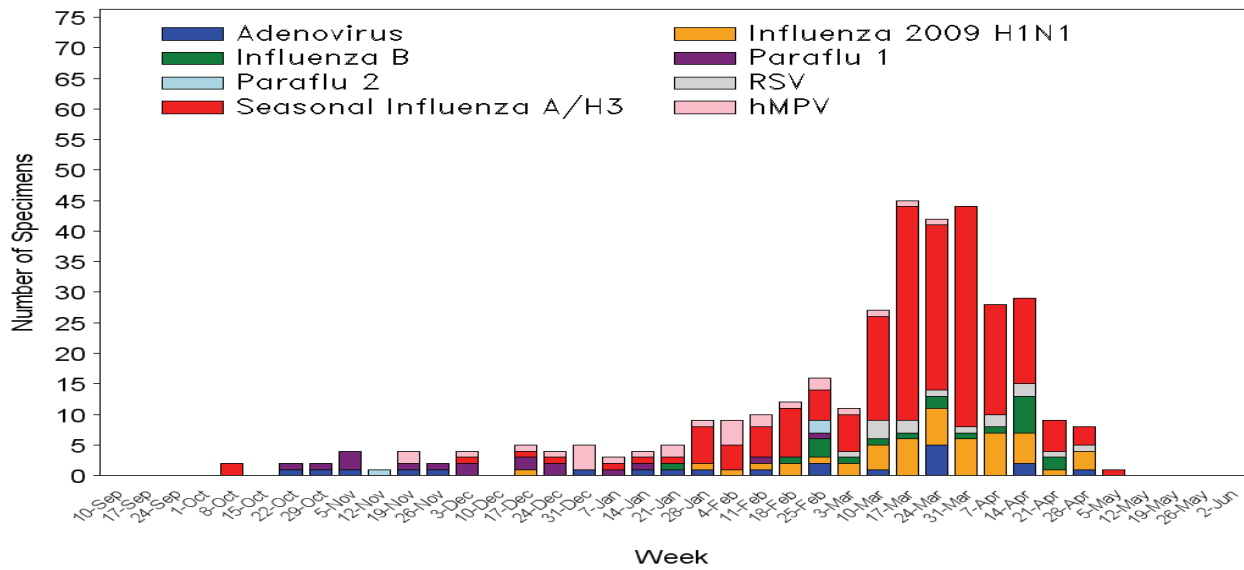
¹ Specimens where influenza not detected– other respiratory virus detection shown in Table 2. Includes PCR and culture positive labs. Table 1 data has been corrected week17, from numbers reported week 16.

Table 2. Oregon State Public Health Laboratory Non-Influenza Respiratory Viruses, 2011-12. *

	Current Week	Cumulative
Adenovirus	0	21 (5%)
Human Metapneumovirus	0	27 (7%)
Parainfluenza type 1	0	17 (4%)
Parainfluenza type 2	0	3 (<1%)
Respiratory Syncytial Virus	0	14 (4%)
Total Tested	5	387

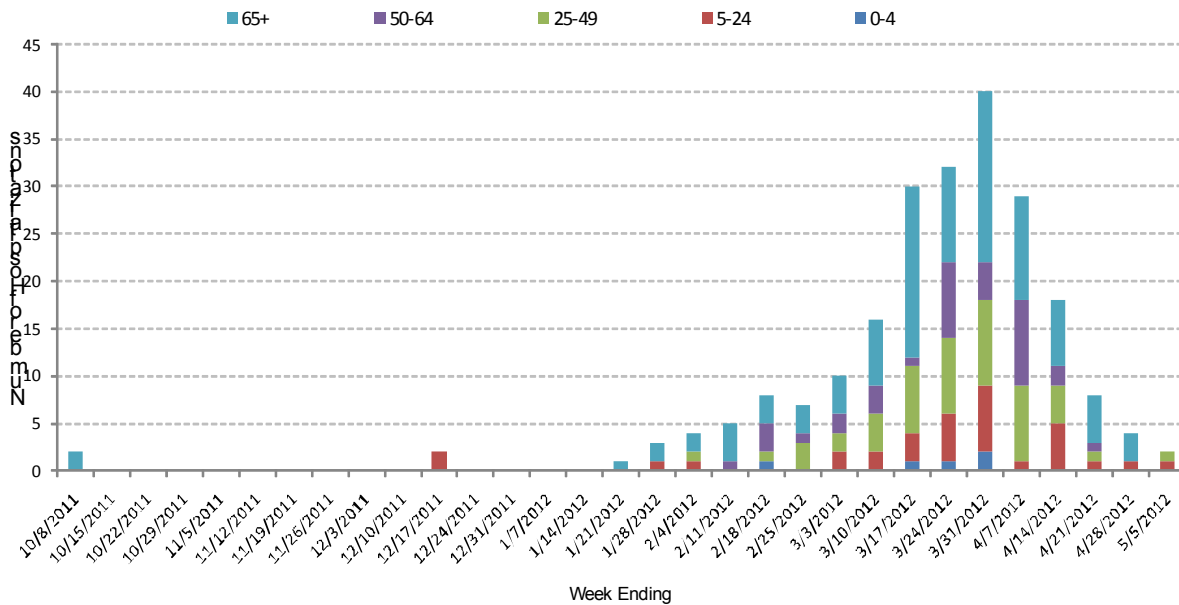
*Includes specimen testing from outbreaks, hospitalized cases, statewide ILINet sentinel provider surveillance, and the state Influenza Incidence Surveillance Project (IISP). Totals tested from Table 1 & 2 not mutually exclusive.

Viral Respiratory Pathogens Positive at OSPHL by Week, 2011-2012



Outbreaks: No lab-confirmed influenza outbreaks have been reported so far for Week 18 (April 29– May 5, 2012). Through Week 18 of the 2011-2012 season, 13 ILI or influenza outbreaks have been reported.

Portland Metro Area Influenza-Associated Hospitalizations, 2011-2012, by Week and Age Group



Laboratory-Confirmed Influenza Associated Hospitalizations: Laboratory-confirmed influenza-associated hospitalizations are reported by hospitals in the Portland Tri-County area (Clackamas, Multnomah, and Washington counties) for all ages where patients are admitted to the hospital and have tested positive for influenza by rapid test, direct or indirect fluorescent antibody test, culture, PCR, or serology. **2 influenza-related hospitalizations were reported during Week 18, 2012.** 221 influenza-related hospitalizations have been reported so far during the 2011-2012 season. To report hospitalizations in the Portland Metro area, contact matthew.laidler@state.or.us

Clinicians interested in becoming an ILINet sentinel provider:

Because Oregon has about 17 counties lacking sentinel flu surveillance, we need you. We are especially interested in new ILI sentinel providers in the eastern and rural areas of Oregon. Please either email Patricia Newman at Patricia.Newman@state.or.us, or telephone at 971-673-1076. Reporting is simple, includes free PCR testing, and helps us monitor influenza activity including emerging influenza strains.

National Data

U.S. Virologic Surveillance: Of the 2,118 specimens tested by U.S. World Health Organization (WHO) and National Respiratory and Enteric Virus Surveillance System (NREVSS) collaborating laboratories and reported to CDC/Influenza Division, 291 (13.7%) were positive for influenza.

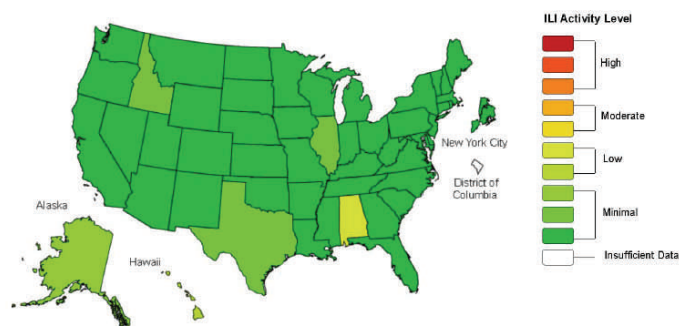
Pneumonia and Influenza (P&I) Mortality Surveillance: The proportion of deaths attributed to P&I was below the epidemic threshold.

Influenza-associated Pediatric Mortality: Two influenza-associated pediatric deaths were reported. One was associated with an influenza B virus and 1 was associated with an influenza A virus for which the subtype was not determined.

Outpatient Illness Surveillance: The proportion of outpatient visits for influenza-like illness (ILI) was 1.4%, which is below the national baseline of 2.4%. All regions reported ILI below region-specific baseline levels. Two states experienced low ILI activity; New York City and 48 states experienced minimal ILI activity, and the District of Columbia had insufficient data to calculate ILI activity.

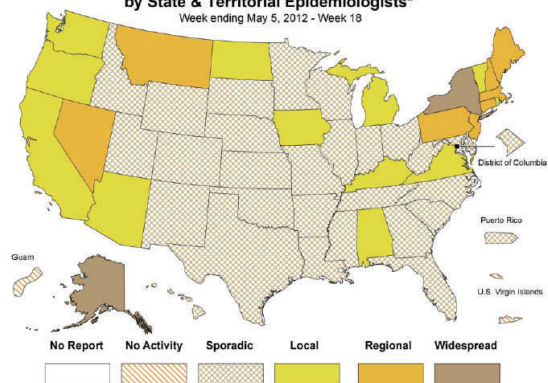
Geographic Spread of Influenza: Two states reported widespread geographic activity; 8 states reported regional influenza activity; 12 states reported local activity; the District of Columbia, Puerto Rico, and 28 states reported sporadic activity, and Guam and the U.S. Virgin Islands reported no influenza activity.

Influenza-Like Illness (ILI) Activity Level Indicator Determined by Data Reported to ILINet
2011-12 Influenza Season Week 18 ending May 05, 2012



Map above left: This map uses the proportion of outpatient visits to ILINet sentinel providers for influenza-like illness to measure the ILI activity level within a state. It does not, however, measure the extent of geographic spread of flu within a state. Therefore, outbreaks occurring in a single city could cause the state to display high activity levels.

Weekly Influenza Activity Estimates Reported by State & Territorial Epidemiologists*
Week ending May 5, 2012 - Week 18



Map above Right: This map measures the geographic spread of influenza viruses, but does not measure the intensity of influenza activity.

Additional resources:

- For additional information on influenza testing guidelines for the 2011-12 season, go to: <http://healthoregon.org/fludata> and select 'Influenza Testing'.
- For more information on influenza in Oregon please see: <http://www.flu.oregon.gov/>
- CDC Weekly Surveillance Report: <http://www.cdc.gov/flu/weekly>
- Quadrivalent (4th Vaccine Component) Recommendation: <http://www.fda.gov/NewsEvents/Newsroom/PressAnnouncements/ucm294057.htm>

Current Week's Data at a Glance: April 22-28, 2012 (Week 17)

Oregon Influenza-Like Illness (ILI) Activity Level¹	Minimal
Oregon Influenza Activity Geographic Spread²	Regional
Percent of outpatient visits for ILI	1.45%
Positive influenza tests³	3
Influenza-associated hospitalizations⁴	4
Reported ILI outbreaks	0
Influenza-associated pediatric mortality	0
Respiratory Syncytial Virus (RSV) activity⁵	18%

¹Based on proportion of outpatient visits—levels include minimal, low, moderate, and high

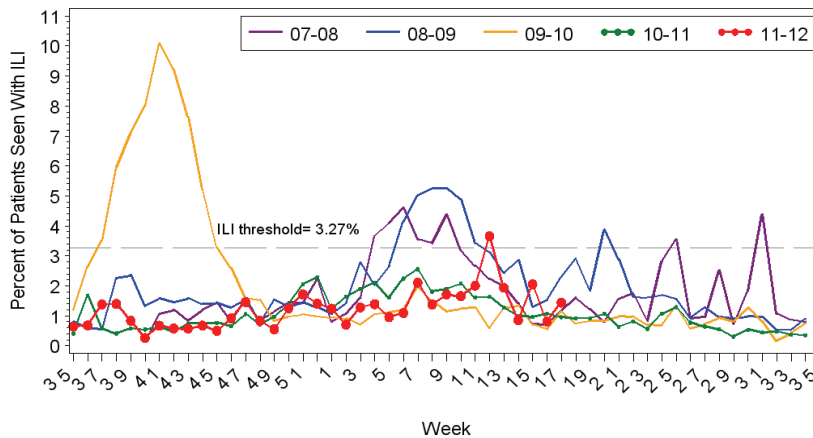
²Levels for geographic spread include no activity, sporadic, local, regional, and widespread

³Reported by state public health lab (OSPHL) from outbreaks, tri-county hospitalizations, and sentinel ILI surveillance; includes only current week positive tests

⁴Based on hospitalization surveillance in Clackamas, Multnomah, and Washington counties only.

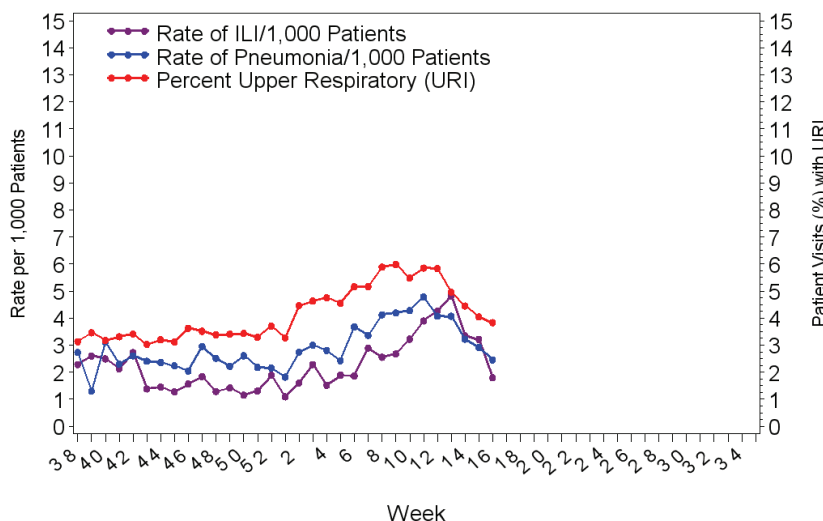
⁵Percent positivity based on data from Oregon's RSV Laboratory Surveillance System

Oregon Outpatient Influenza-Like Illness Surveillance Network (ILINet) 03MAY12
Percent of Outpatients with Influenza-like Illness (ILI)
2007-2008, 2008-2009, 2009-2010, 2010-2011, 2011-2012



Surveillance weeks run from Sunday through Saturday
Sentinel providers report the number of patients seen with influenza-like illness as well as total patients seen each week.

Oregon Outpatient ILI/URI/Pneumonia Surveillance, OCHIN 2011-2012



Categories are not mutually exclusive, and are based on ICD-9 diagnosis codes or combinations of codes.

ILINet: Oregon's Outpatient Influenza-like Illness Surveillance Network

Oregon's outpatient influenza-like illness (ILI) network comprises 25 voluntary healthcare providers from all across Oregon who report the number of patients with influenza-like illness as well as total number of patient visits for each week during the surveillance season.

The percent of outpatients seen with ILI for Week 17 of 2012 was 1.45%, below Oregon's seasonal baseline.

Note: ILI is defined as fever ($\geq 100^{\circ}\text{F}$) and cough or sore throat. The average ILI reported during influenza weeks over the previous three seasons is 3.27% (although this figure is skewed upward by the H1N1 pandemic of 2009).

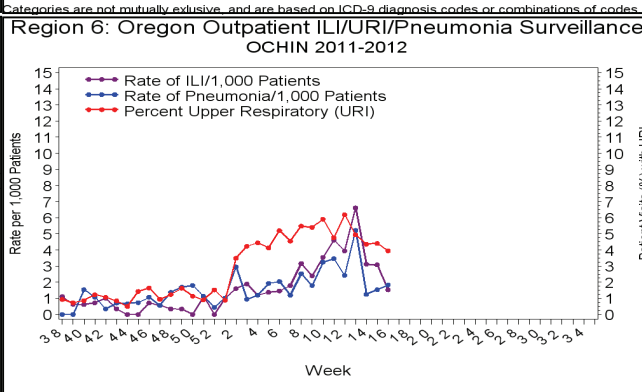
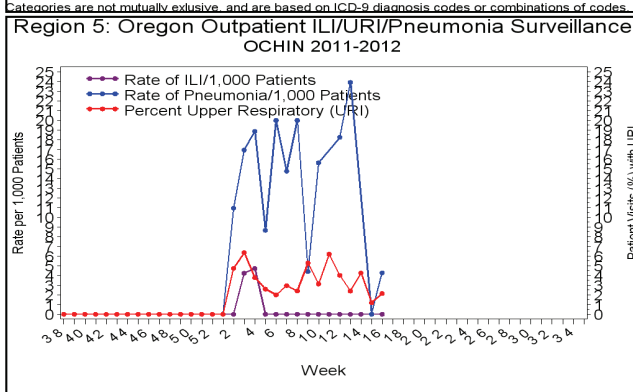
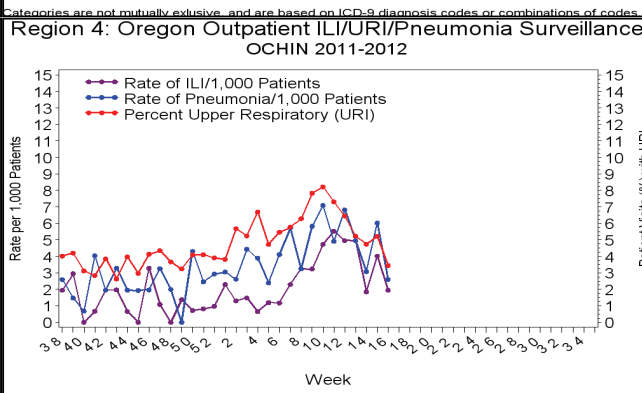
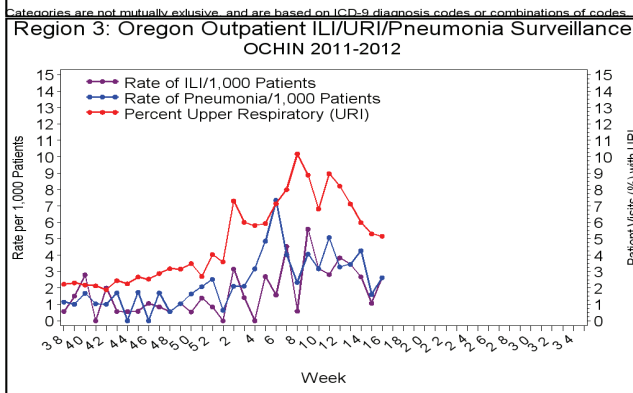
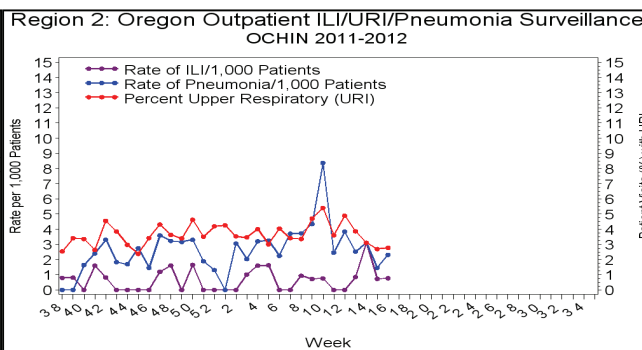
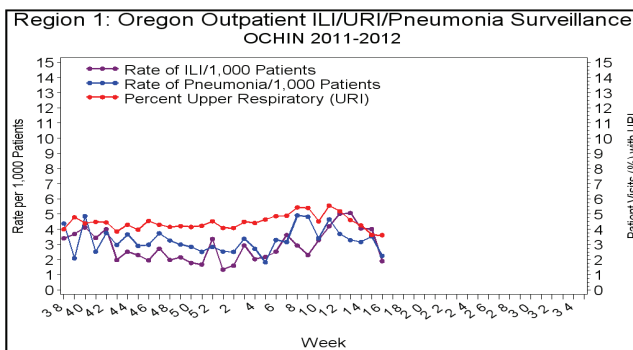
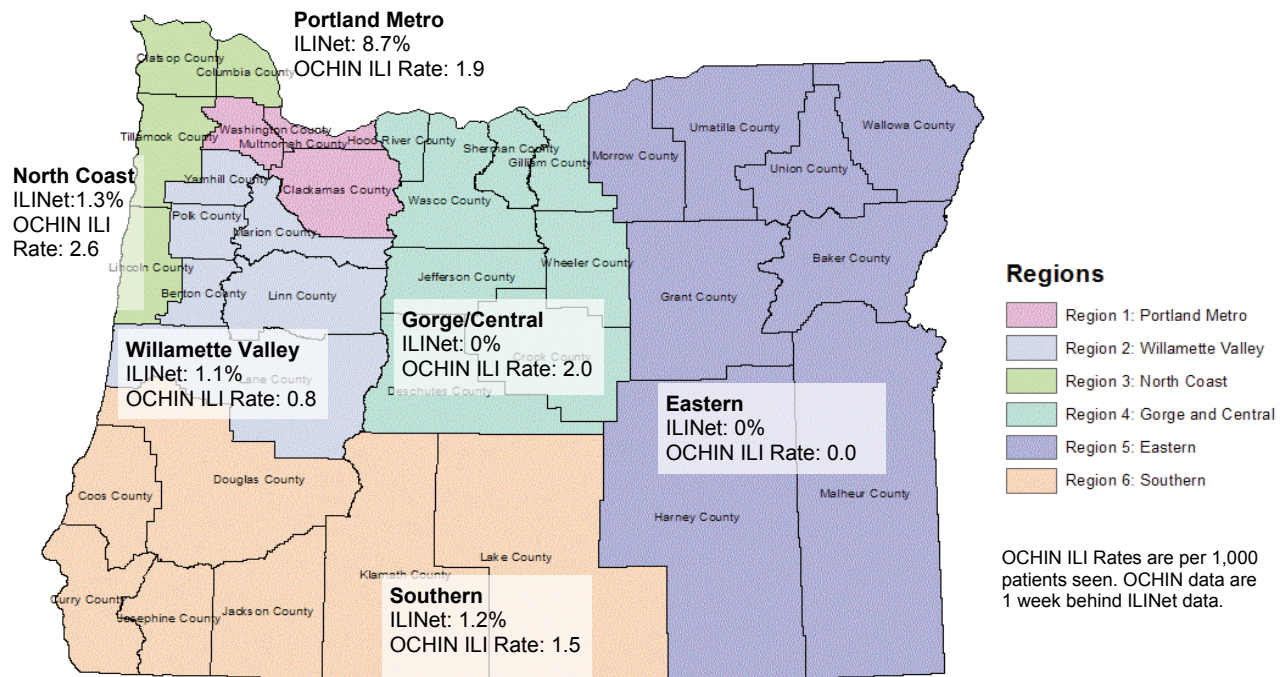
OCHIN Influenza-like Illness Surveillance

Oregon Public Health Division also receives discharge diagnoses data from OCHIN Inc., a collaborative comprising 22 member organizations of federally qualified health centers (FQHC) and rural health centers in Oregon, representing 103 clinics throughout the state.

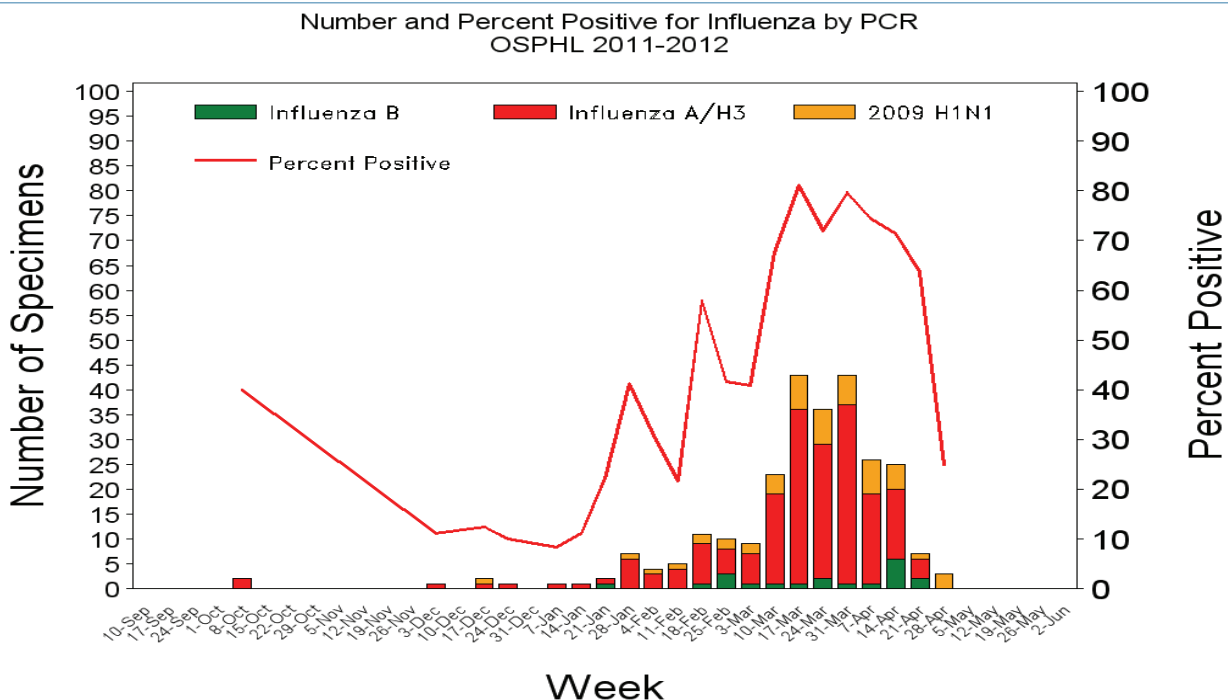
The rate of ILI per 1,000 OCHIN patients was 1.8 during Week 16, 2012.

Note: OCHIN reports of ILI are one week behind ILINet reports. Respiratory illness categories for OCHIN data are based on ICD-9 diagnostic codes.

ILI Activity by Region: ILINet (% ILI) and OCHIN (ILI Rate)



Laboratory Surveillance:



The Oregon State Public Health Laboratory (OSPHL) is performing influenza typing and sub-typing by PCR on specimens from the following groups of patients:

- Patients seen by Oregon Sentinel providers from ILINet & Influenza Incidence Surveillance Project (IISP).
- Patients hospitalized with influenza-like illness in the Portland Tri-County area (Multnomah, Clackamas and Washington counties) as part of the CDC-funded study, The Influenza Hospitalization Network (FluSurv-NET). We encourage submission of specimens to OSPHL even if rapid influenza tests are negative or have not been performed.
- Patients identified as part of an outbreak of respiratory illness. Please report clusters of respiratory illness to the on-call ACDP epidemiologist at (971-673-1111), who will then make decisions about the need for testing at the OSPHL.

Tables 1 and 2 show the current week and cumulative totals (since Oct. 1, 2011) for influenza and other respiratory virus specimens tested at OSPHL.

Table 1. Oregon State Public Health Laboratory Influenza Specimen Type and Subtype, 2011-12. *

	Current Week	Cumulative
Influenza A	0	238 (45%)
2009 pH1N1	3 (25%)	47 (9%)
Seasonal A H3	0	191 (36%)
Influenza B	0	20 (4%)
Pending	9	-
Unsatisfactory	1	8
Undetected	9 (75%)	273 (51%)
Total Tested	12 (100%)	531 (100%)

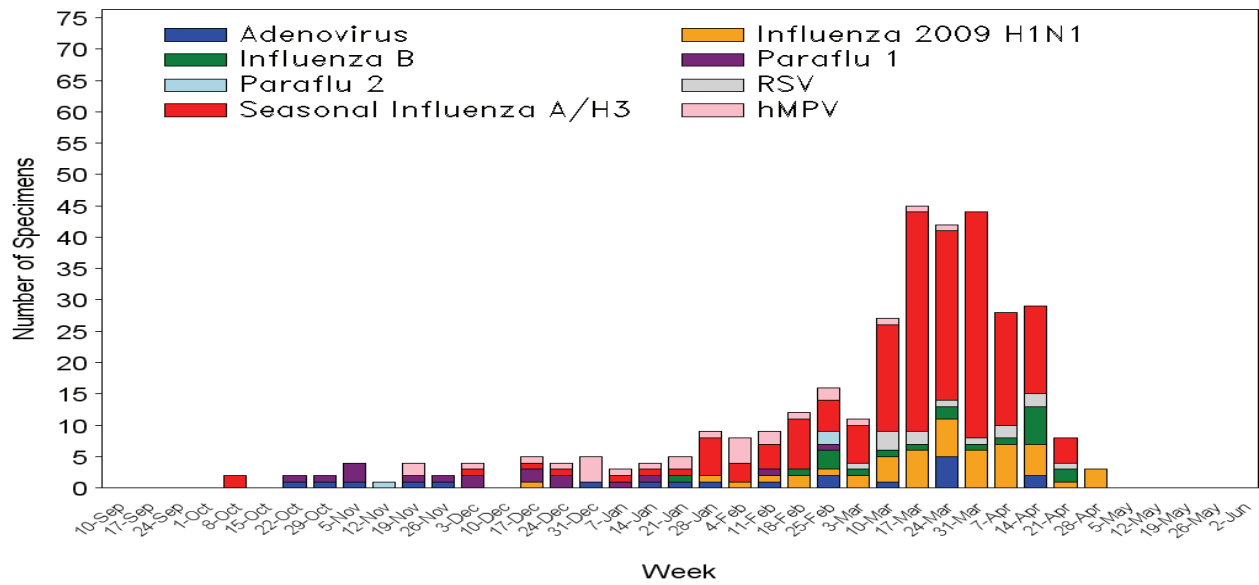
¹ Specimens where influenza not detected— other respiratory virus detection shown in Table 2. Includes PCR and culture positive labs. Table 1 data has been corrected week 17, from numbers reported week 16.

Table 2. Oregon State Public Health Laboratory Non-Influenza Respiratory Viruses, 2011-12. *

	Current Week	Cumulative
Adenovirus	0	20 (5%)
Human Metapneumovirus	0	27 (7.2%)
Parainfluenza type 1	0	17 (4.5%)
Parainfluenza type 2	0	3 (<1%)
Respiratory Syncytial Virus	0	13 (3%)
Total Tested	11	374

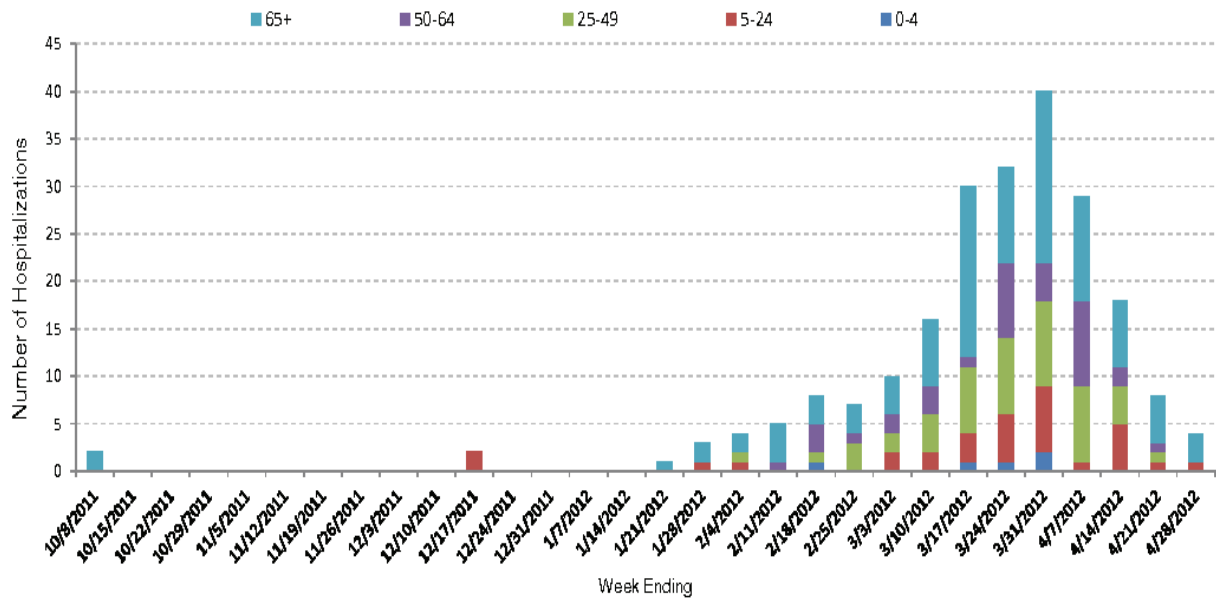
*Includes specimen testing from outbreaks, hospitalized cases, statewide ILINet sentinel provider surveillance, and the state Influenza Incidence Surveillance Project (IISP). Totals tested from Table 1 & 2 not mutually exclusive.

Viral Respiratory Pathogens Positive at OSPHL by Week, 2011-2012



Outbreaks: No lab-confirmed influenza outbreaks have been reported so far for Week 17 (April 22-28, 2012). Through Week 17 of the 2011-2012 season, 13 ILI outbreaks have been reported.

Portland Metro Area Influenza-Associated Hospitalizations, 2011-2012, by Week and Age Group



Laboratory-Confirmed Influenza Associated Hospitalizations: Laboratory-confirmed influenza-associated hospitalizations are reported by hospitals in the Portland Tri-County area (Clackamas, Multnomah, and Washington counties) for all ages where patients are admitted to the hospital and have tested positive for influenza by rapid test, direct or indirect fluorescent antibody test, culture, PCR, or serology. **4 influenza-related hospitalizations were reported during Week 17, 2012.** 219 influenza-related hospitalizations have been reported so far during the 2011-2012 season. To report hospitalizations in the Portland Metro area, contact matthew.laidler@state.or.us

Clinicians interested in becoming an ILINet sentinel provider:

Because Oregon has about 17 counties lacking sentinel flu surveillance, we need you. We are especially interested in new ILI sentinel providers in the eastern and rural areas of Oregon. Please either email Patricia Newman at Patricia.Newman@state.or.us, or telephone at 971-673-1076. Reporting is simple, includes free PCR testing, and helps us monitor influenza activity including emerging influenza strains.

National Data

U.S. Virologic Surveillance: Of the 2,886 specimens tested by U.S. World Health Organization (WHO) and National Respiratory and Enteric Virus Surveillance System (NREVSS) collaborating laboratories and reported to CDC/Influenza Division, 442 (15.3%) were positive for influenza.

Pneumonia and Influenza (P&I) Mortality Surveillance: The proportion of deaths attributed to P&I was below the epidemic threshold.

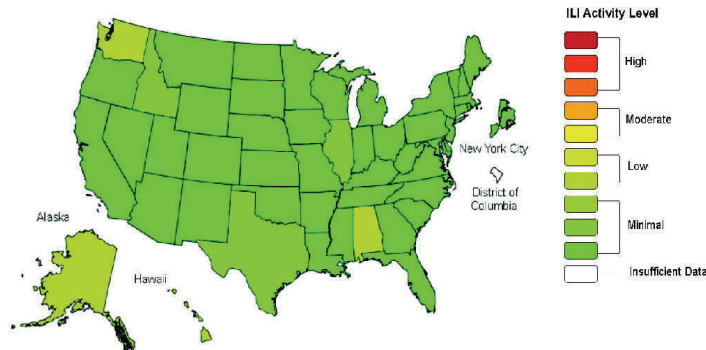
Influenza-associated Pediatric Mortality: Two influenza-associated pediatric deaths were reported. One was associated with a 2009 H1N1 virus and one was associated with a seasonal influenza A (H3) virus.

Outpatient Illness Surveillance: The proportion of outpatient visits for influenza-like illness (ILI) was 1.1%, which is below the national baseline of 2.4%. All regions reported ILI below region-specific baseline levels. Four states experienced low ILI activity; New York City and 46 states experienced minimal ILI activity, and the District of Columbia had insufficient data to calculate ILI activity.

Geographic Spread of Influenza: Two states reported widespread geographic activity; 9 states reported regional influenza activity; 12 states reported local activity; the District of Columbia and 27 states reported sporadic activity; Guam and the U.S. Virgin Islands reported no influenza activity, and Puerto Rico did not report.

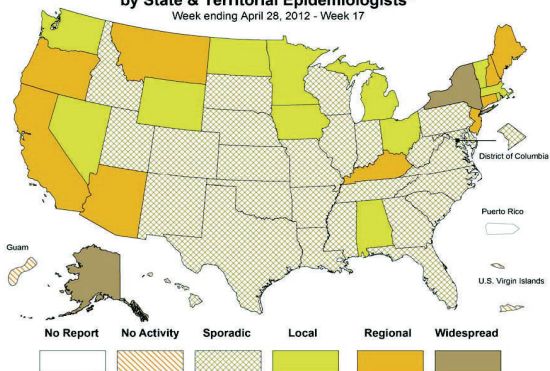
Neuraminidase Inhibitor Resistance Testing: Nationally, since October 01, 2011, of 1,139 Seasonal FluA(H3N2), 245 Flu B, and 1,067 2009 H1N1 samples tested, 16 (1.5%) of 2009 H1N1 tested resistant to oseltamivir. To date, none of these resistant specimens are among the 18 Oregon samples tested by the CDC.

Influenza-Like Illness (ILI) Activity Level Indicator Determined by Data Reported to ILINet
2011-12 Influenza Season Week 17 ending Apr 28, 2012



Map above left: This map uses the proportion of outpatient visits to ILINet sentinel providers for influenza-like illness to measure the ILI activity level within a state. It does not, however, measure the extent of geographic spread of flu within a state. Therefore, outbreaks occurring in a single city could cause the state to display high activity levels.

Weekly Influenza Activity Estimates Reported by State & Territorial Epidemiologists*
Week ending April 28, 2012 - Week 17



Map above Right: This map measures the geographic spread of influenza viruses, but does not measure the intensity of influenza activity.

Additional resources:

- For additional information on influenza testing guidelines for the 2011-12 season, go to: <http://healthoregon.org/fludata> and select 'Influenza Testing'.
- For more information on influenza in Oregon please see: <http://www.flu.oregon.gov/>
- CDC Weekly Surveillance Report: <http://www.cdc.gov/flu/weekly>
- Quadrivalent (4th Vaccine Component) Recommendation: <http://www.fda.gov/NewsEvents/Newsroom/PressAnnouncements/ucm294057.htm>

Current Week's Data at a Glance: April 15-21, 2012 (Week 16)

Oregon Influenza-Like Illness (ILI) Activity Level¹	Minimal
Oregon Influenza Activity Geographic Spread²	Local
Percent of outpatient visits for ILI	0.81%
Positive influenza tests³	2
Influenza-associated hospitalizations⁴	8
Reported ILI outbreaks	0
Influenza-associated pediatric mortality	0
Respiratory Syncytial Virus (RSV) activity⁵	14%

¹Based on proportion of outpatient visits—levels include minimal, low, moderate, and high

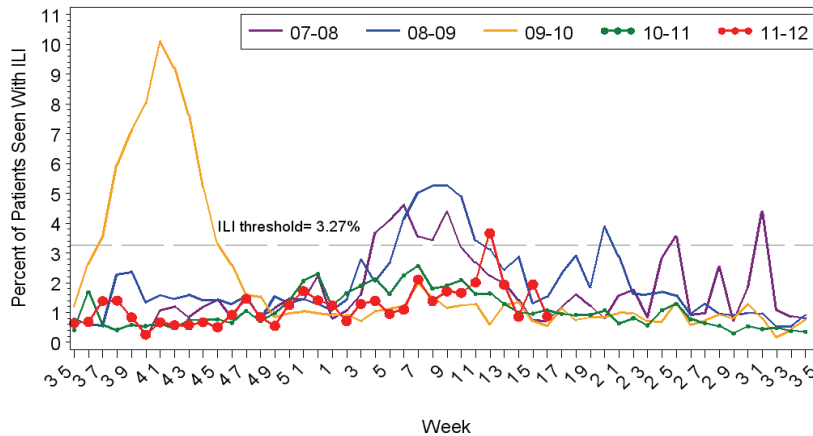
²Levels for geographic spread include no activity, sporadic, local, regional, and widespread

³Reported by state public health lab (OSPHL) from outbreaks, tri-county hospitalizations, and sentinel ILI surveillance; includes only current week positive tests

⁴Based on hospitalization surveillance in Clackamas, Multnomah, and Washington counties only.

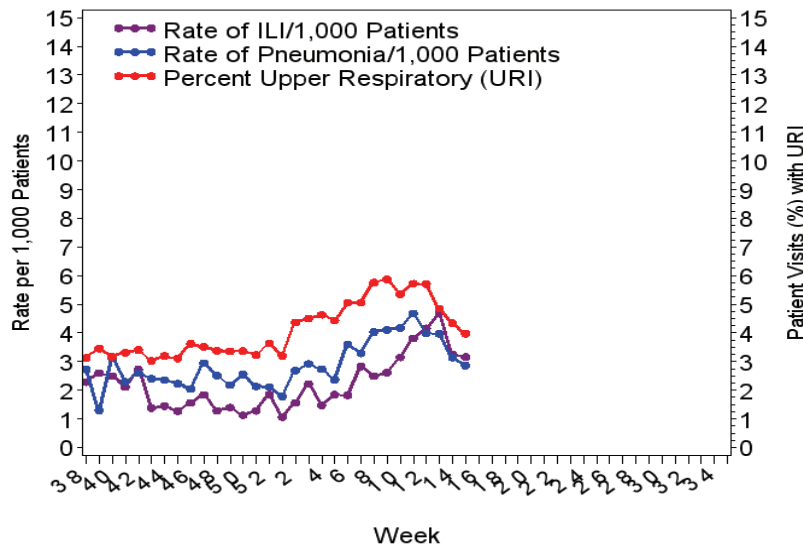
⁵Percent positivity based on data from Oregon's RSV Laboratory Surveillance System

Oregon Outpatient Influenza-Like Illness Surveillance Network (ILINet) 27APR12
Percent of Outpatients with Influenza-like Illness (ILI)
2007-2008, 2008-2009, 2009-2010, 2010-2011, 2011-2012



Surveillance weeks run from Sunday through Saturday
Sentinel providers report the number of patients seen with influenza-like illness as well as total patients seen each week.

Oregon Outpatient ILI/URI/Pneumonia Surveillance, OCHIN 2011-2012



Categories are not mutually exclusive, and are based on ICD-9 diagnosis codes or combinations of codes.

ILINet: Oregon's Outpatient Influenza-like Illness Surveillance Network

Oregon's outpatient influenza-like illness (ILI) network comprises 25 voluntary healthcare providers from all across Oregon who report the number of patients with influenza-like illness as well as total number of patient visits for each week during the surveillance season.

The percent of outpatients seen with ILI for Week 16 of 2012 was 0.81%, below Oregon's seasonal baseline.

Note: ILI is defined as fever ($\geq 100^{\circ}\text{F}$) and cough or sore throat. The average ILI reported during influenza weeks over the previous three seasons is 3.27% (although this figure is skewed upward by the H1N1 pandemic of 2009).

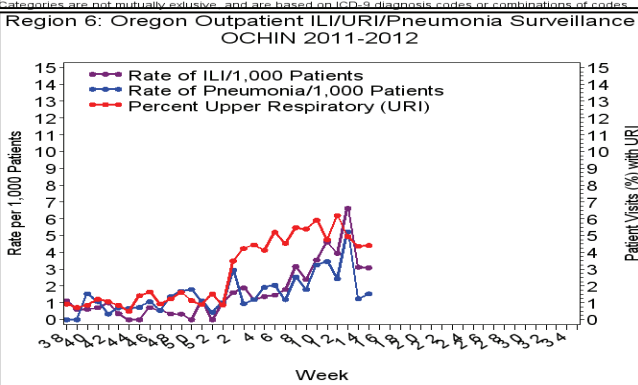
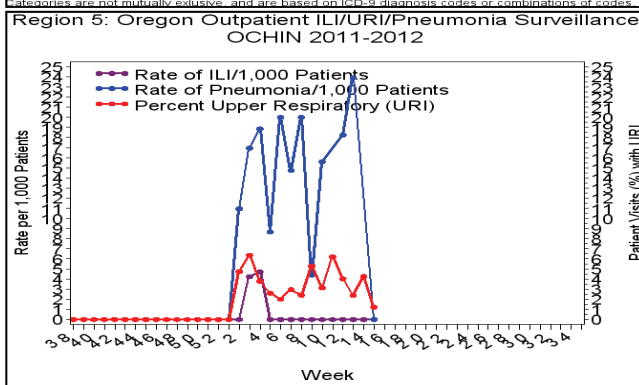
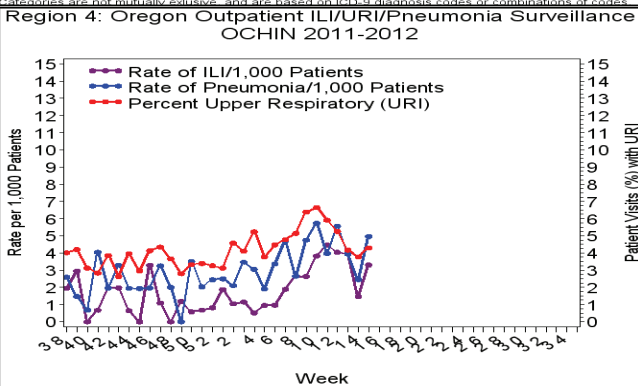
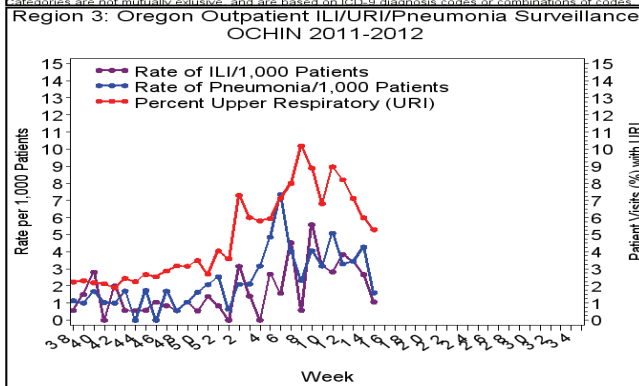
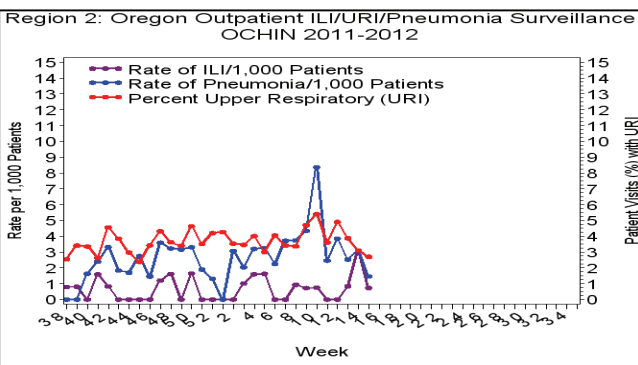
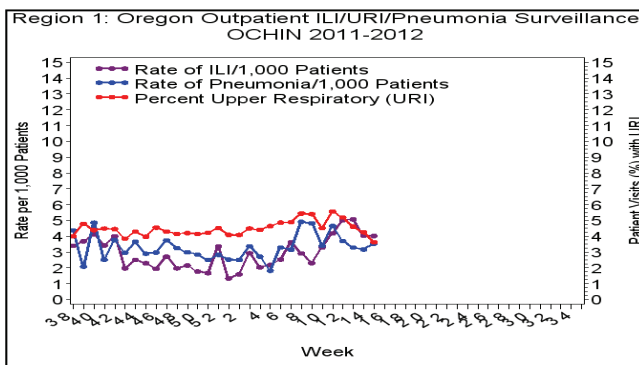
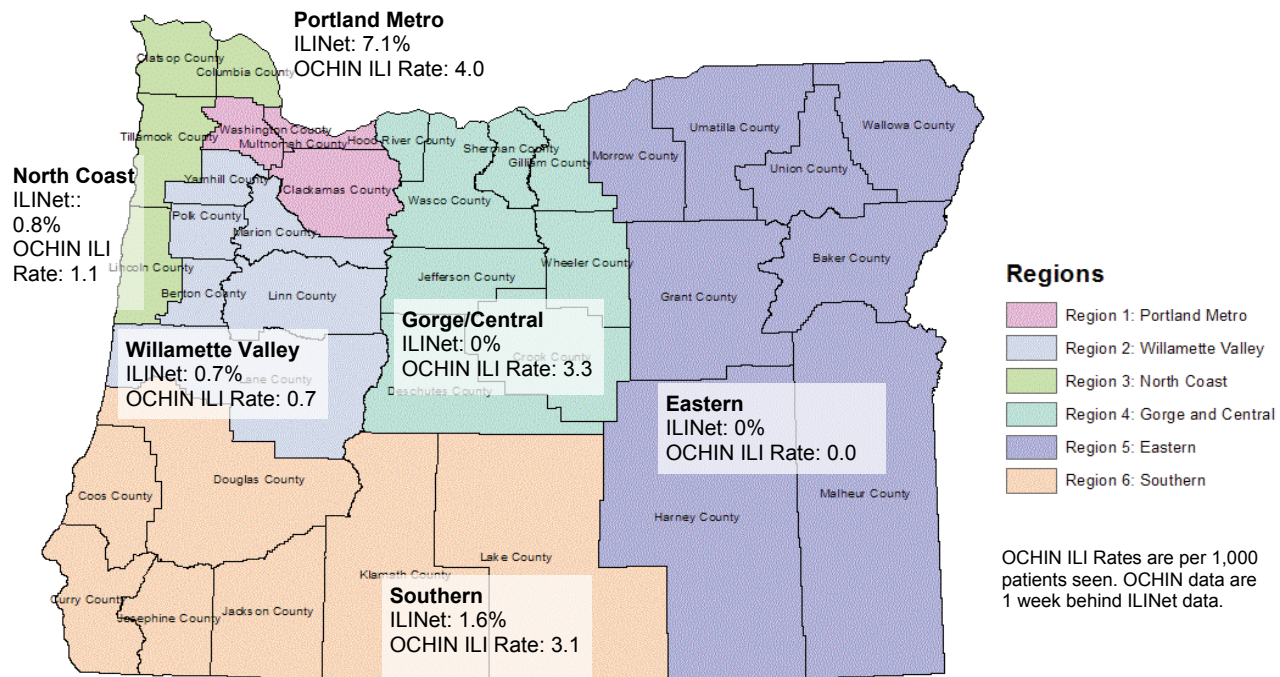
OCHIN Influenza-like Illness Surveillance

Oregon Public Health Division also receives discharge diagnoses data from OCHIN Inc., a collaborative comprising 22 member organizations of federally qualified health centers (FQHC) and rural health centers in Oregon, representing 103 clinics throughout the state.

The rate of ILI per 1,000 OCHIN patients was 3.2 during Week 15, 2012.

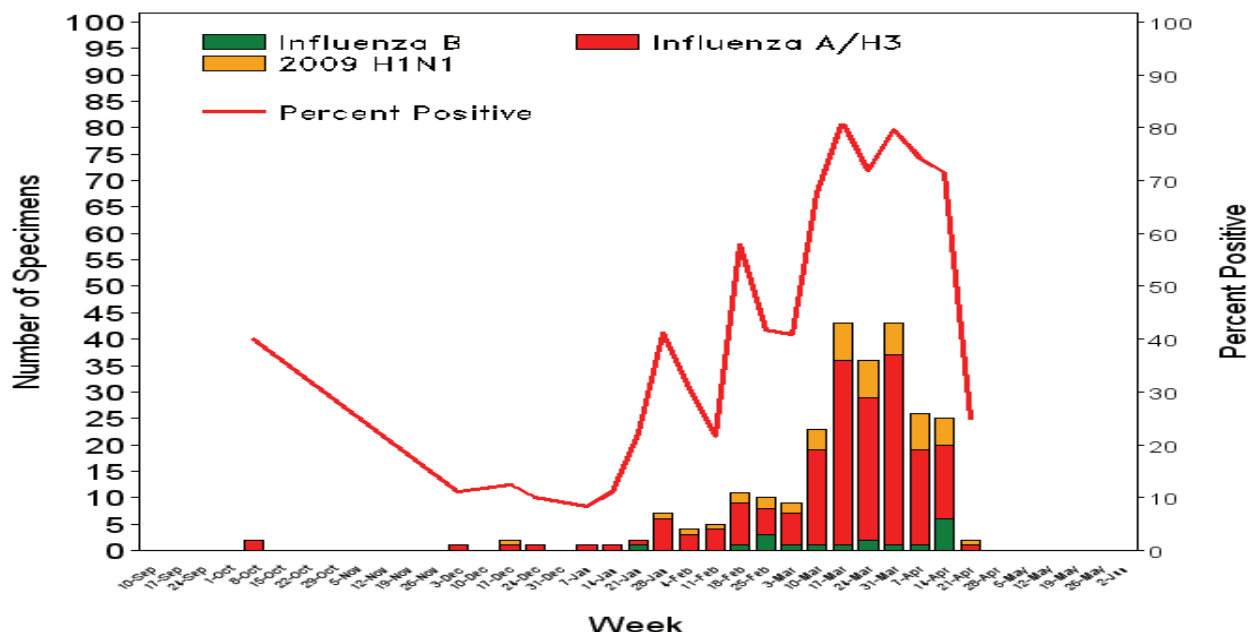
Note: OCHIN reports of ILI are one week behind ILINet reports. Respiratory illness categories for OCHIN data are based on ICD-9 diagnostic codes.

ILI Activity by Region: ILINet (% ILI) and OCHIN (ILI Rate)



Laboratory Surveillance:

Number and Percent Positive for Influenza by PCR
OSPHL 2011-2012



The Oregon State Public Health Laboratory (OSPHL) is performing influenza typing and sub-typing by PCR on specimens from the following groups of patients:

- Patients seen by Oregon Sentinel providers from ILINet & Influenza Incidence Surveillance Project (IISP).
- Patients hospitalized with influenza-like illness in the Portland Tri-County area (Multnomah, Clackamas and Washington counties) as part of the CDC-funded study, The Influenza Hospitalization Network (FluSurv-NET). We encourage submission of specimens to OSPHL even if rapid influenza tests are negative or have not been performed.
- Patients identified as part of an outbreak of respiratory illness. Please report clusters of respiratory illness to the on-call ACDP epidemiologist at (971-673-1111), who will then make decisions about the need for testing at the OSPHL.

Tables 1 and 2 show the current week and cumulative totals (since Oct. 1, 2011) for influenza and other respiratory virus specimens tested at OSPHL.

Table 1. Oregon State Public Health Laboratory Influenza Specimen Type and Subtype, 2011-12. *

	Current Week	Cumulative
Influenza A	2 (25%)	232 (45%)
2009 pH1N1	0	35 (7%)
Seasonal A H3	2 (25%)	197 (38%)
Influenza B	0	18 (3%)
Pending	5	-
Unsatisfactory	0	7 (1%)
Undetected	1 (13%)	266 (51%)
Total Tested	8	516 (100%)

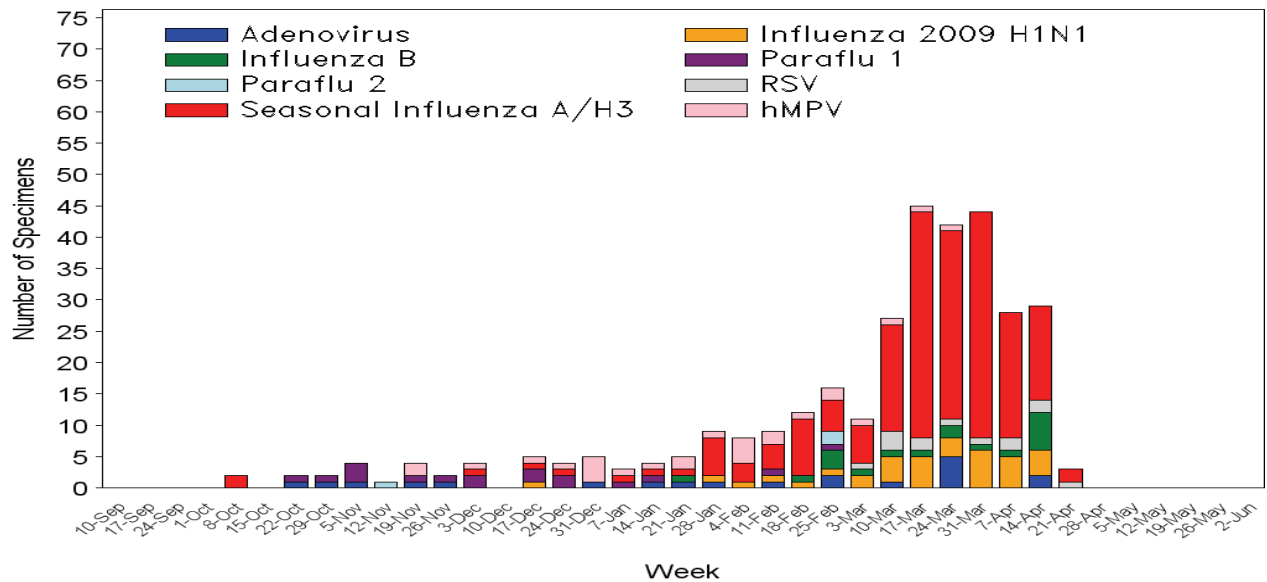
¹ Specimens where influenza not detected— other respiratory virus detection shown in Table 2. Includes PCR and culture positive labs.

Table 2. Oregon State Public Health Laboratory Non-Influenza Respiratory Viruses, 2011-12. *

	Current Week	Cumulative
Adenovirus	0	20 (6%)
Human Metapneumovirus	0	27 (7%)
Parainfluenza type 1	0	17 (5%)
Parainfluenza type 2	0	3 (<1%)
Respiratory Syncytial Virus	1 (13%)	13 (3%)
Total Tested	8	363

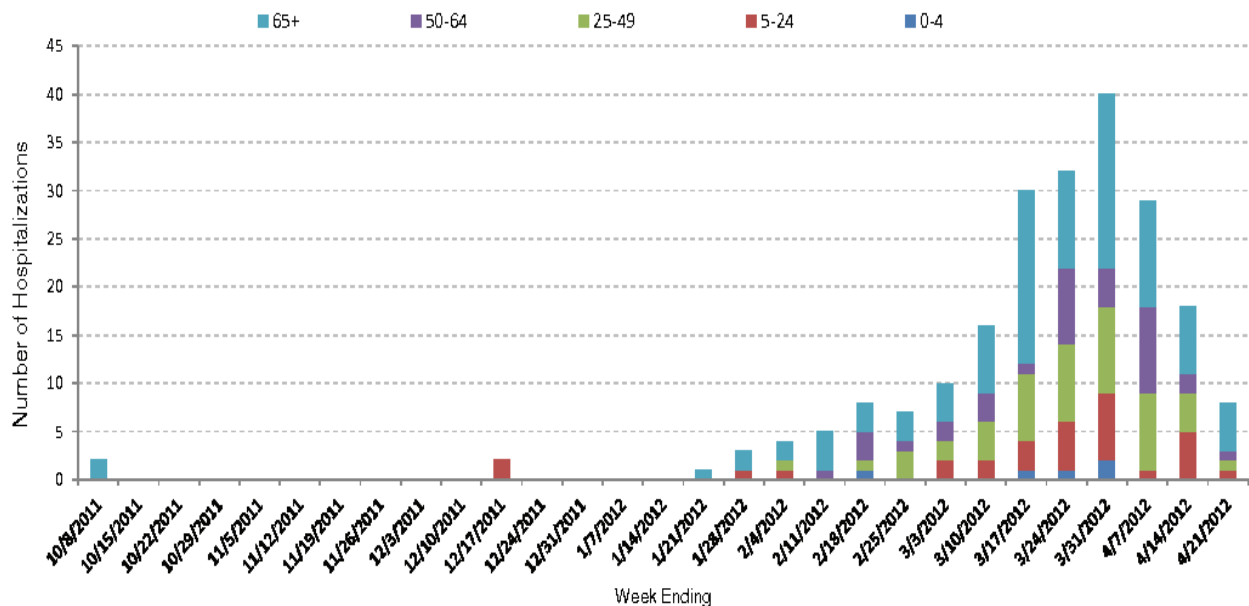
*Includes specimen testing from outbreaks, hospitalized cases, statewide ILINet sentinel provider surveillance, and the state Influenza Incidence Surveillance Project (IISP). Totals tested from Table 1 & 2 not mutually exclusive.

Viral Respiratory Pathogens Positive at OSPHL by Week, 2011-2012



Outbreaks: No lab-confirmed influenza outbreaks have been reported so far for Week 16 (April 15-21, 2012). Through Week 16 of the 2011-2012 season, 13 ILI outbreaks have been reported.

Portland Metro Area Influenza-Associated Hospitalizations, 2011-2012, by Week and Age Group



Laboratory-Confirmed Influenza Associated Hospitalizations: Laboratory-confirmed influenza-associated hospitalizations are reported by hospitals in the Portland Tri-County area (Clackamas, Multnomah, and Washington counties) for all ages where patients are admitted to the hospital and have tested positive for influenza by rapid test, direct or indirect fluorescent antibody test, culture, PCR, or serology. **8 influenza-related hospitalizations were reported during Week 16, 2012.** 215 influenza-related hospitalizations have been reported so far during the 2011-2012 season. To report hospitalizations in the Portland Metro area, contact matthew.laidler@state.or.us

Clinicians interested in becoming an ILINet sentinel provider:

Because Oregon has about 17 counties lacking sentinel flu surveillance, we need you. We are especially interested in new ILI sentinel providers in the eastern and rural areas of Oregon. Please either email Patricia Newman at Patricia.Newman@state.or.us, or telephone at 971-673-1076. Reporting is simple, includes free PCR testing, and helps us monitor influenza activity including emerging influenza strains.

National Data

U.S. Virologic Surveillance: Of the 2,987 specimens tested by U.S. World Health Organization (WHO) and National Respiratory and Enteric Virus Surveillance System (NREVSS) collaborating laboratories and reported to CDC/Influenza Division, 662 (22.2%) were positive for influenza.

Pneumonia and Influenza (P&I) Mortality Surveillance: The proportion of deaths attributed to P&I was below the epidemic threshold.

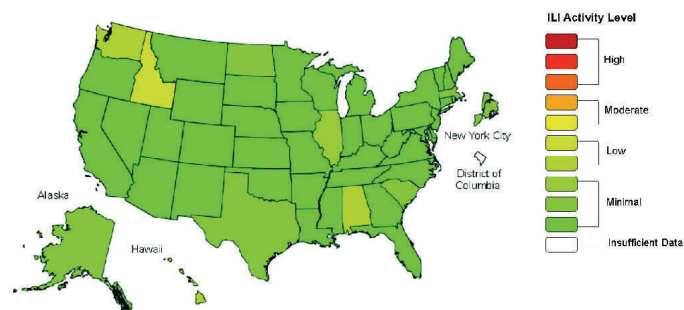
Influenza-associated Pediatric Mortality: Three influenza-associated pediatric deaths were reported. One was associated with a 2009H1N1 virus, one was associated with a seasonal influenza A/H3 virus, and one was associated with an influenza A virus for which the subtype was not determined. This brings the total number of influenza-associated pediatric deaths reported during the 2011-2012 season to 18.

Outpatient Illness Surveillance: The proportion of outpatient visits for influenza-like illness (ILI) was 1.3%, which is below the national baseline of 2.4%. Region 10 reported ILI above its region-specific baseline level. Four states experienced low ILI activity; New York City and 46 states experienced minimal ILI activity, and the District of Columbia had insufficient data to calculate ILI activity.

Geographic Spread of Influenza: Four states reported widespread geographic activity; 10 states reported regional influenza activity; 14 states reported local activity; the District of Columbia and 21 states reported sporadic activity; Guam, the U.S. Virgin Islands, and one state reported no influenza activity, and Puerto Rico did not report.

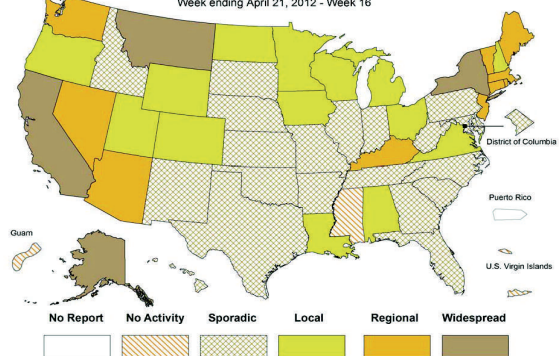
Neuraminidase Inhibitor Resistance Testing: Nationally, since October 01, 2011, of 1072 Seasonal FluA(H3N2), 217 Flu B, and 682 2009 H1N1 samples tested, 15 (2.2%) of 2009 H1N1 tested resistant to oseltamivir. To date, none of these resistant specimens are among the 18 Oregon samples tested by the CDC.

Influenza-Like Illness (ILI) Activity Level Indicator Determined by Data Reported to ILINet
2011-12 Influenza Season Week 16 ending Apr 21, 2012



Map above left: This map uses the proportion of outpatient visits to ILINet sentinel providers for influenza-like illness to measure the ILI activity level within a state. It does not, however, measure the extent of geographic spread of flu within a state. Therefore, outbreaks occurring in a single city could cause the state to display high activity levels.

Weekly Influenza Activity Estimates Reported by State & Territorial Epidemiologists*
Week ending April 21, 2012 - Week 16



Map above Right: This map measures the geographic spread of influenza viruses, but does not measure the intensity of influenza activity.

Additional resources:

- For additional information on influenza testing guidelines for the 2011-12 season, go to: <http://healthoregon.org/fludata> and select 'Influenza Testing'.
- For more information on influenza in Oregon please see: <http://www.flu.oregon.gov/>
- CDC Weekly Surveillance Report: <http://www.cdc.gov/flu/weekly>
- Quadrivalent (4th Vaccine Component) Recommendation: <http://www.fda.gov/NewsEvents/Newsroom/PressAnnouncements/ucm294057.htm>

Current Week's Data at a Glance: April 08—14, 2012 (Week 15)

Oregon Influenza-Like Illness (ILI) Activity Level¹	Low
Oregon Influenza Activity Geographic Spread²	Widespread
Percent of outpatient visits for ILI	2.63
Positive influenza tests³	20
Influenza-associated hospitalizations⁴	17
Reported ILI outbreaks	2
Influenza-associated pediatric mortality	0
Respiratory Syncytial Virus (RSV) activity⁵	20%

¹Based on proportion of outpatient visits—levels include minimal, low, moderate, and high

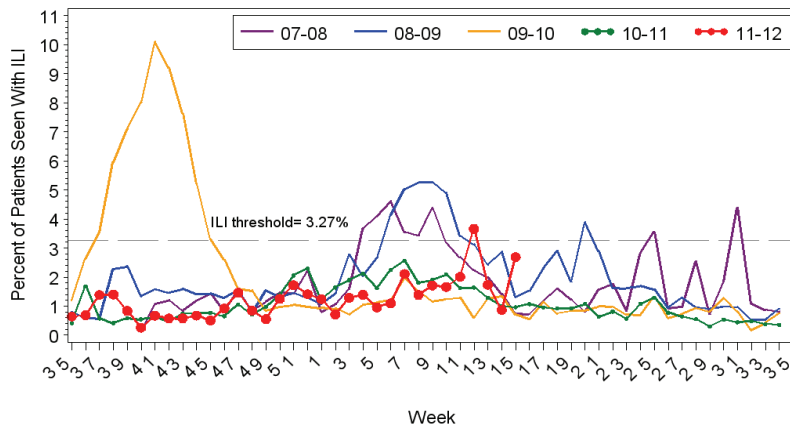
²Levels for geographic spread include no activity, sporadic, local, regional, and widespread

³Reported by state public health lab (OSPHL) from outbreaks, tri-county hospitalizations, and sentinel ILI surveillance; includes only current week positive tests

⁴Based on hospitalization surveillance in Clackamas, Multnomah, and Washington counties only.

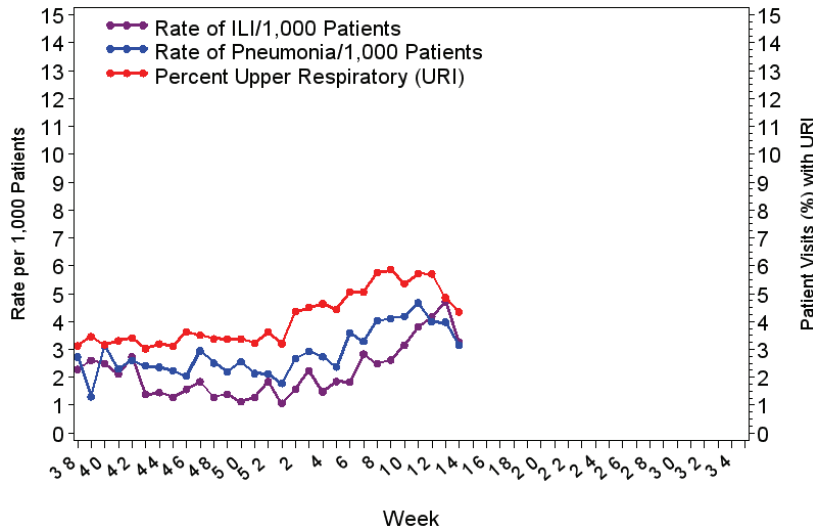
⁵Percent positivity based on data from Oregon's RSV Laboratory Surveillance System

Oregon Outpatient Influenza-Like Illness Surveillance Network (ILINet) 19APR12
Percent of Outpatients with Influenza-like Illness (ILI)
2007-2008, 2008-2009, 2009-2010, 2010-2011, 2011-2012



Surveillance weeks run from Sunday through Saturday
Sentinel providers report the number of patients seen with influenza-like illness as well as total patients seen each week.

Oregon Outpatient ILI/URI/Pneumonia Surveillance, OCHIN 2011-2012



Categories are not mutually exclusive, and are based on ICD-9 diagnosis codes or combinations of codes.

ILINet: Oregon's Outpatient

Influenza-like Illness Surveillance Network: Oregon's outpatient influenza-like illness (ILI) network comprises 25 voluntary healthcare providers from all across Oregon who report the number of patients with influenza-like illness as well as total number of patient visits for each week during the surveillance season.

The percent of outpatients seen with ILI for Week 15 of 2012 was 2.63%, below Oregon's seasonal baseline.

Note: ILI is defined as fever ($\geq 100^{\circ}\text{F}$) and cough or sore throat. The average ILI reported during influenza weeks over the previous three seasons is 3.27% (although this figure is skewed upward by the H1N1 pandemic of 2009).

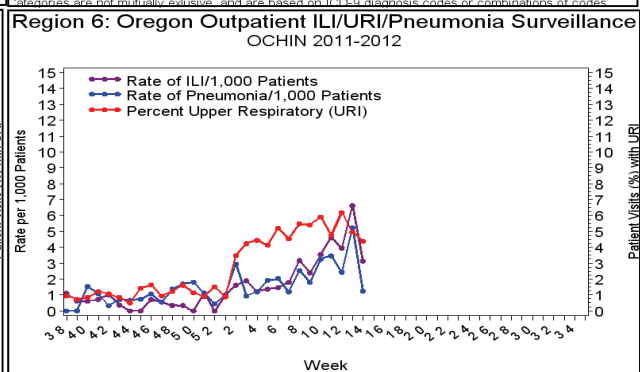
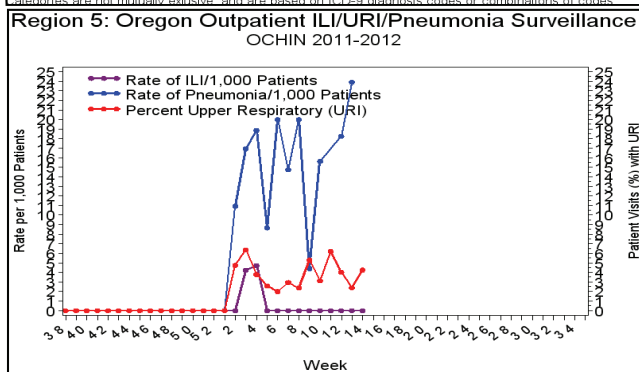
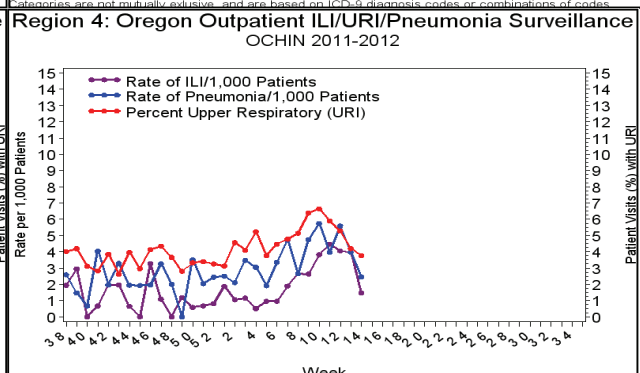
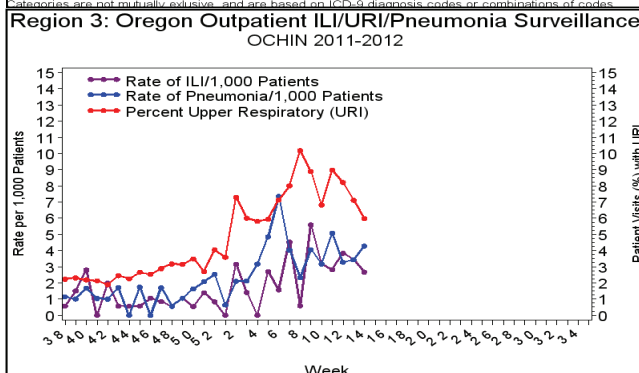
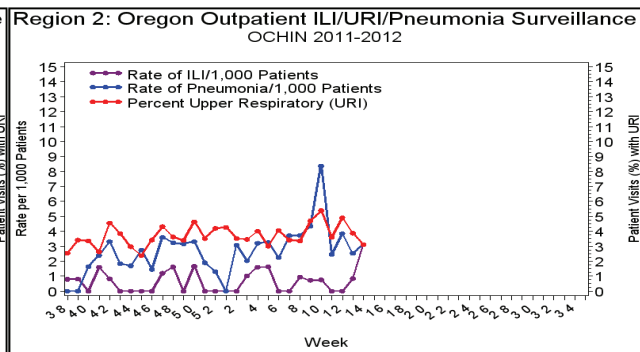
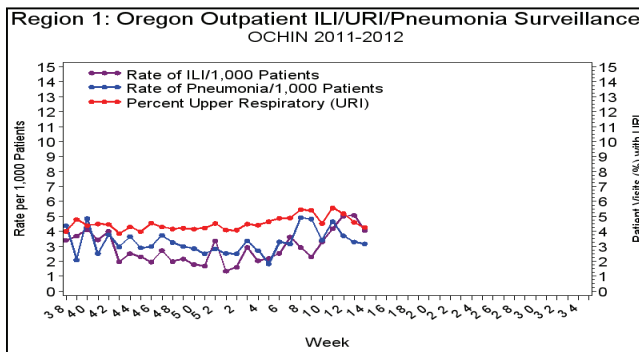
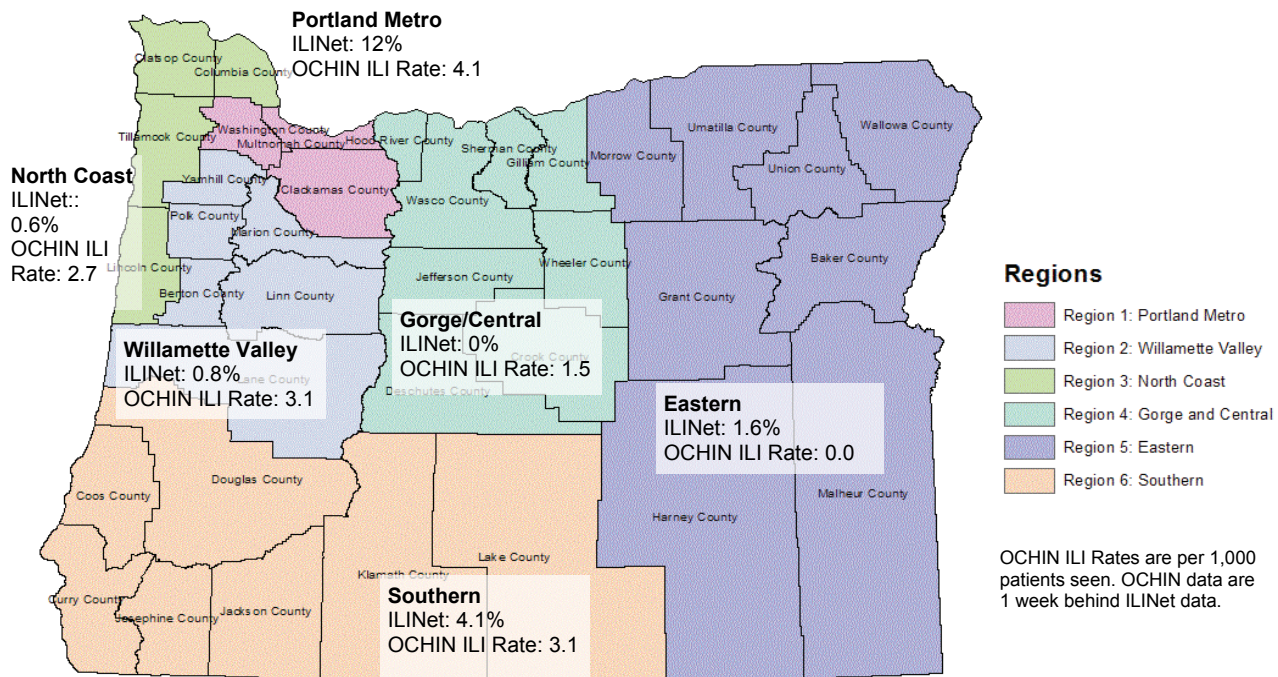
OCHIN Influenza-like Illness Surveillance:

Oregon Public Health Division also receives discharge diagnoses data from OCHIN Inc., a collaborative comprising 22 member organizations of federally qualified health centers (FQHC) and rural health centers in Oregon, representing 103 clinics throughout the state.

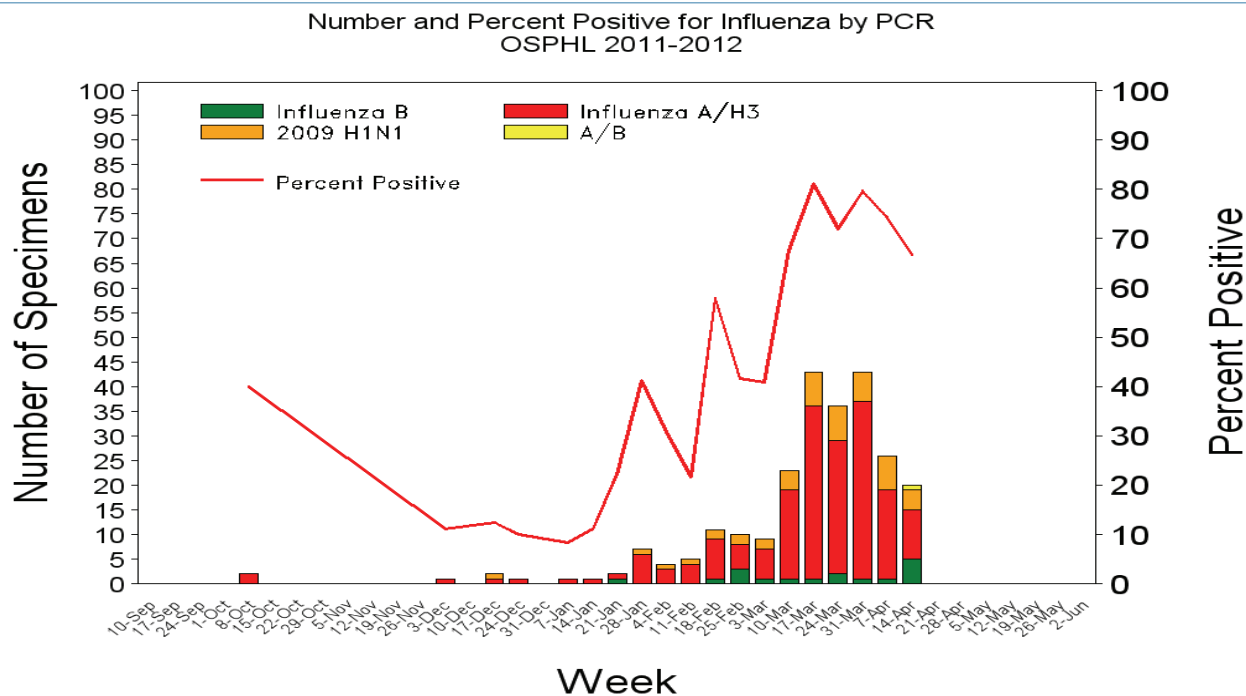
The rate of ILI per 1,000 OCHIN patients was 3.3 during Week 14, 2012.

Note: OCHIN reports of ILI are one week behind ILINet reports. Respiratory illness categories for OCHIN data are based on ICD-9 diagnostic codes.

ILI Activity by Region: ILINet (% ILI) and OCHIN (ILI Rate)



Laboratory Surveillance:



The Oregon State Public Health Laboratory (OSPHL) is performing influenza typing and sub-typing by PCR on specimens from the following groups of patients:

- Patients seen by Oregon Sentinel providers from ILINet & Influenza Incidence Surveillance Project (IISP).
- Patients hospitalized with influenza-like illness in the Portland Tri-County area (Multnomah, Clackamas and Washington counties) as part of the CDC-funded study, The Influenza Hospitalization Network (FluSurv-NET). We encourage submission of specimens to OSPHL even if rapid influenza tests are negative or have not been performed.
- Patients identified as part of an outbreak of respiratory illness. Please report clusters of respiratory illness to the on-call ACDP epidemiologist at (971-673-1111), who will then make decisions about the need for testing at the OSPHL.

Tables 1 and 2 show the current week and cumulative totals (since Oct. 1, 2011) for influenza and other respiratory virus specimens tested at OSPHL.

Table 1. Oregon State Public Health Laboratory Influenza Specimen Type and Subtype, 2011-12. *

	Current Week	Cumulative
Influenza A	14	225
2009 pH1N1	3 (10%)	34 (7%)
Seasonal A H3	11 (38%)	191 (38%)
Influenza B	5 (17%)	17 (3%)
Influenza A/B	1 (3%)	1 (<1%)
Pending	4	
Unsatisfactory	1	7 (1%)
Undetected	9 (31%)	267 (53%)
Total Tested	29	503

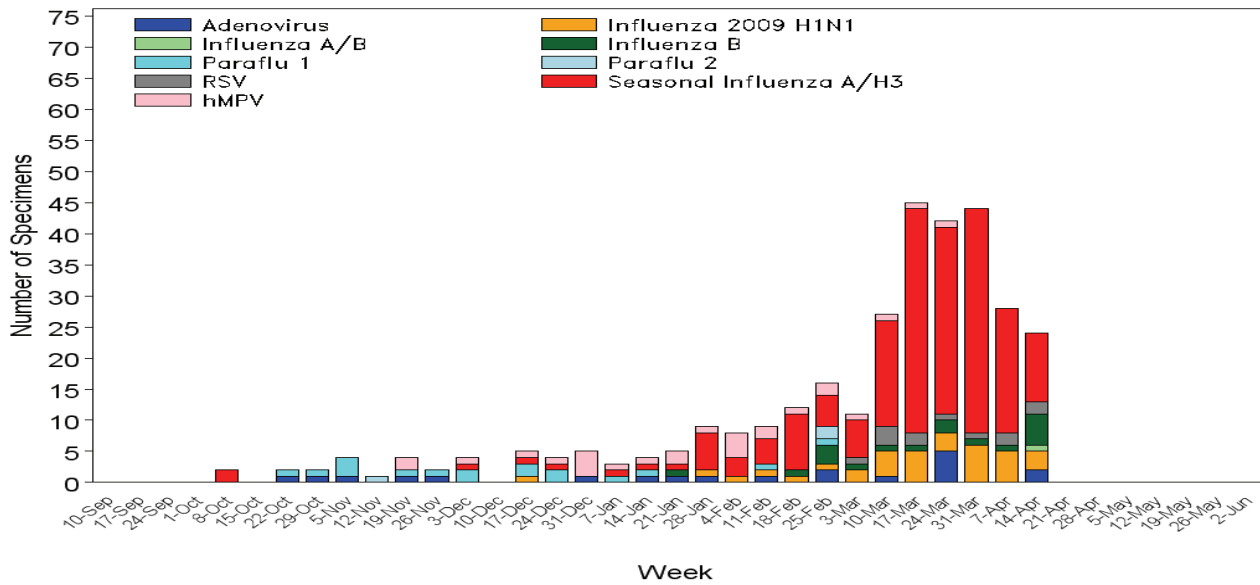
¹ Specimens where influenza not detected— other respiratory virus detection shown in Table 2. Includes PCR and culture positive labs.

Table 2. Oregon State Public Health Laboratory Non-Influenza Respiratory Viruses, 2011-12. *

	Current Week	Cumulative
Adenovirus	2 (11%)	20 (6%)
Human Metapneumovirus	0	27 (8%)
Parainfluenza type 1	0	17 (5%)
Parainfluenza type 2	0	3 (<1%)
Respiratory Syncytial Virus	2 (11%)	12 (3%)
Total Tested	19	355

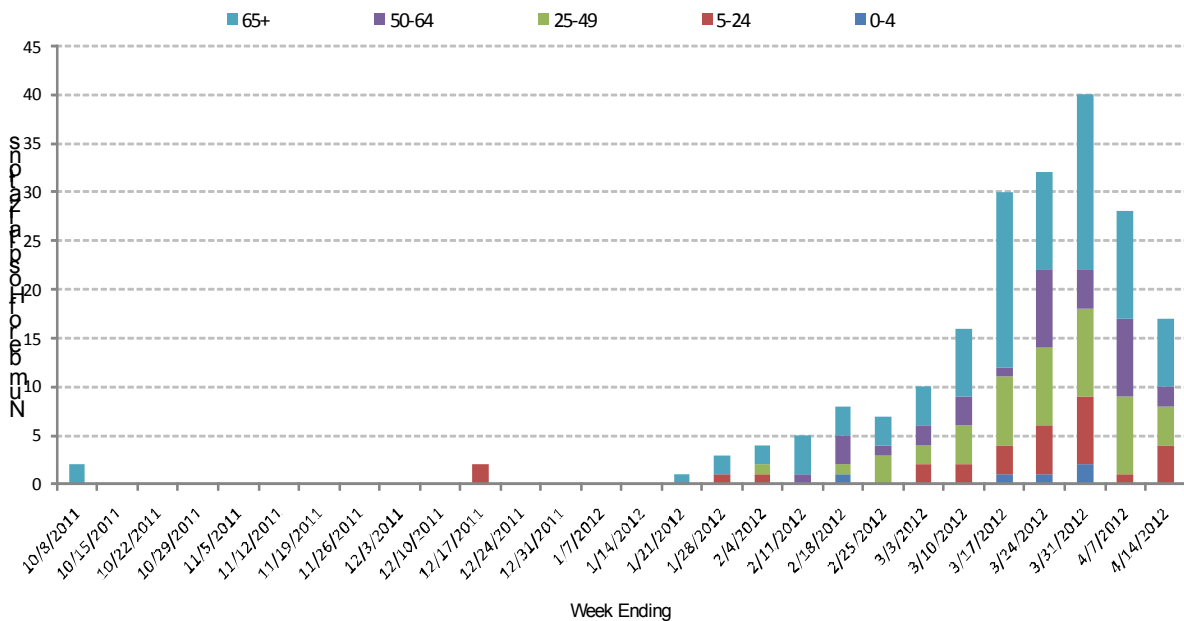
*Includes specimen testing from outbreaks, hospitalized cases, statewide ILINet sentinel provider surveillance, and the state Influenza Incidence Surveillance Project (IISP). Totals tested from Table 1 & 2 not mutually exclusive.

Viral Respiratory Pathogens Positive at OSPHL by Week, 2011-2012



Outbreaks: Two lab-confirmed influenza B outbreaks have been reported so far for Week 15 (April 08—14, 2012). Through Week 15 of the 2011-2012 season, 13 ILI outbreaks have been reported.

Portland Metro Area Influenza-Associated Hospitalizations, 2011-2012, by Week and Age Group



Laboratory-Confirmed Influenza Associated Hospitalizations: Laboratory-confirmed influenza-associated hospitalizations are reported by hospitals in the Portland Tri-County area (Clackamas, Multnomah, and Washington counties) for all ages where patients are admitted to the hospital and have tested positive for influenza by rapid test, direct or indirect fluorescent antibody test, culture, PCR, or serology. **17 influenza-related hospitalizations were reported during Week 15, 2012.** 205 influenza-related hospitalizations have been reported so far during the 2011-2012 season. To report hospitalizations in the Portland Metro area, contact matthew.laidler@state.or.us

Clinicians interested in becoming an ILINet sentinel provider:

Because Oregon has about 17 counties lacking sentinel flu surveillance, we need you. We are especially interested in new ILI sentinel providers in the eastern and rural areas of Oregon. Please either email Patricia Newman at Patricia.Newman@state.or.us, or telephone at 971-673-1076. Reporting is simple, includes free PCR testing, and helps us monitor influenza activity including emerging influenza strains.

National Data

U.S. Virologic Surveillance: Of the 3730 specimens tested by U.S. World Health Organization (WHO) and National Respiratory and Enteric Virus Surveillance System (NREVSS) collaborating laboratories and reported to CDC/Influenza Division, 653 (17.5%) were positive for influenza.

Pneumonia and Influenza (P&I) Mortality Surveillance: The proportion of deaths attributed to P&I was below the epidemic threshold.

Influenza-associated Pediatric Mortality: Two influenza-associated pediatric deaths occurring during the week ending March 31, 2012 (Wk. 13) were reported. One was associated with a 2009H1N1 virus and one was associated with a seasonal influenza A/H3 virus. This brings the total number of influenza-associated pediatric deaths reported during the 2011-2012 season to 15.

Outpatient Illness Surveillance: The proportion of outpatient visits for influenza-like illness (ILI) was 1.5%, which is below the national baseline of 2.4%. Region 10 reported ILI above region-specific baseline level. Two states experienced low ILI activity; New York City and 48 states experienced minimal ILI activity, and the District of Columbia had insufficient data to calculate ILI activity.

Geographic Spread of Influenza: Six states reported widespread geographic activity; 9 states reported regional influenza activity; 17 states reported local activity; the District of Columbia and 18 states reported sporadic activity; Guam and the U.S. Virgin Islands reported no influenza activity, and Puerto Rico did not report.

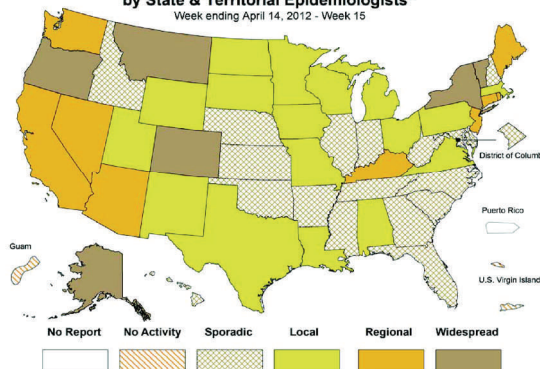
Neuraminidase Inhibitor Resistance Testing: Nationally, since October 01, 2011, of 780 Seasonal FluA(H3N2), 200 Flu B, and 609 2009 H1N1 samples tested, 13 (2.1%) of 2009 H1N1 tested resistant to oseltamirvir. To date, none of these resistant specimens are among the 18 Oregon samples tested by the CDC.

Influenza-Like Illness (ILI) Activity Level Indicator Determined by Data Reported to ILINet
2011-12 Influenza Season Week 15 ending Apr 14, 2012



Map above left: This map uses the proportion of outpatient visits to ILINet sentinel providers for influenza-like illness to measure the ILI activity level within a state. It does not, however, measure the extent of geographic spread of flu within a state. Therefore, outbreaks occurring in a single city could cause the state to display high activity levels.

Weekly Influenza Activity Estimates Reported by State & Territorial Epidemiologists*
Week ending April 14, 2012 - Week 15



Map above Right: This map measures the geographic spread of influenza viruses, but does not measure the intensity of influenza activity.

Additional resources:

- For additional information on influenza testing guidelines for the 2011-12 season, go to: <http://healthoregon.org/fludata> and select 'Influenza Testing'.
- For more information on influenza in Oregon please see: <http://www.flu.oregon.gov/>
- CDC Weekly Surveillance Report: <http://www.cdc.gov/flu/weekly>
- Quadrivalent (4th Vaccine Component) Recommendation: <http://www.fda.gov/NewsEvents/Newsroom/PressAnnouncements/ucm294057.htm>

Current Week's Data at a Glance: April 01—07, 2012 (Week 14)

Oregon Influenza-Like Illness (ILI) Activity Level¹	Minimal
Oregon Influenza Activity Geographic Spread²	Local
Percent of outpatient visits for ILI	0.91%
Positive influenza tests³	11
Influenza-associated hospitalizations⁴	23
Reported ILI outbreaks	1
Influenza-associated pediatric mortality	0
Respiratory Syncytial Virus (RSV) activity⁵	19%

¹Based on proportion of outpatient visits—levels include minimal, low, moderate, and high

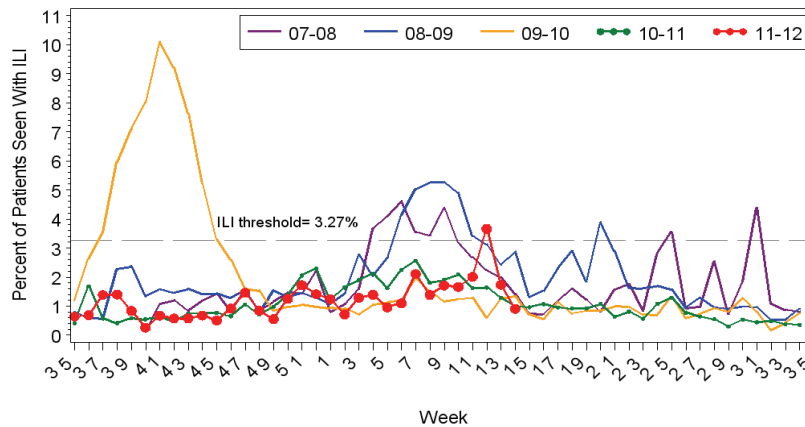
²Levels for geographic spread include no activity, sporadic, local, regional, and widespread

³Reported by state public health lab (OSPHL) from outbreaks, tri-county hospitalizations, and sentinel ILI surveillance; includes only current week positive tests

⁴Based on hospitalization surveillance in Clackamas, Multnomah, and Washington counties only.

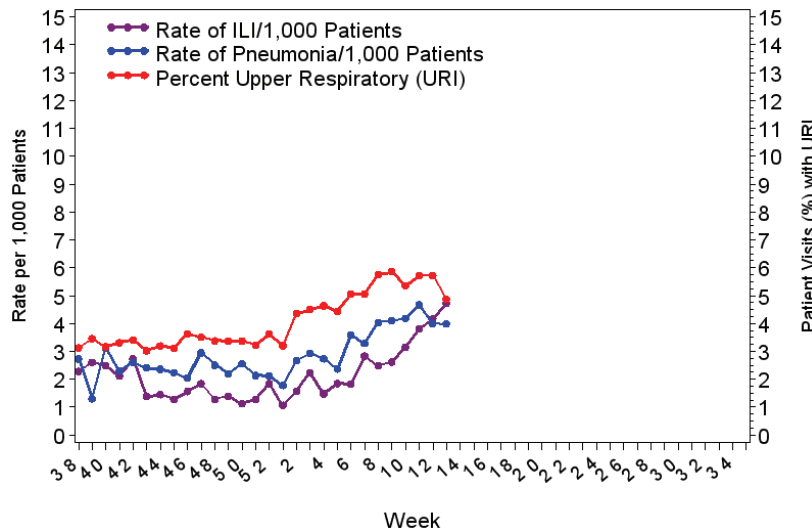
⁵Percent positivity based on data from Oregon's RSV Laboratory Surveillance System

Oregon Outpatient Influenza-Like Illness Surveillance Network (ILINet) 13APR12
Percent of Outpatients with Influenza-like Illness (ILI)
2007-2008, 2008-2009, 2009-2010, 2010-2011, 2011-2012



Surveillance weeks run from Sunday through Saturday
Sentinel providers report the number of patients seen with influenza-like illness as well as total patients seen each week.

Oregon Outpatient ILI/URI/Pneumonia Surveillance, OCHIN 2011-2012



Categories are not mutually exclusive, and are based on ICD-9 diagnosis codes or combinations of codes.

ILINet: Oregon's Outpatient Influenza-like Illness Surveillance Network

Oregon's outpatient influenza-like illness (ILI) network comprises 25 voluntary healthcare providers from all across Oregon who report the number of patients with influenza-like illness as well as total number of patient visits for each week during the surveillance season.

The percent of outpatients seen with ILI for Week 14 of 2012 was 0.91%, below Oregon's seasonal baseline.

Note: ILI is defined as fever ($\geq 100^{\circ}\text{F}$) and cough or sore throat. The average ILI reported during influenza weeks over the previous three seasons is 3.27% (although this figure is skewed upward by the H1N1 pandemic of 2009).

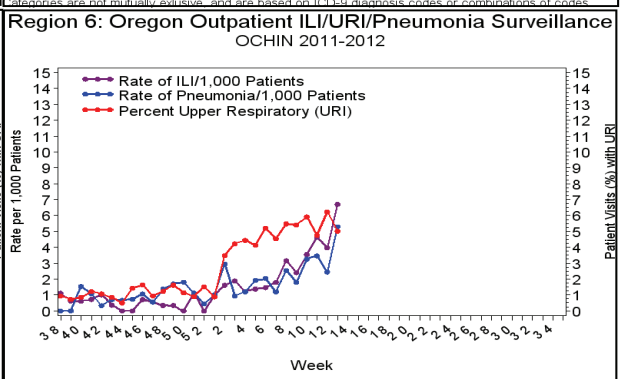
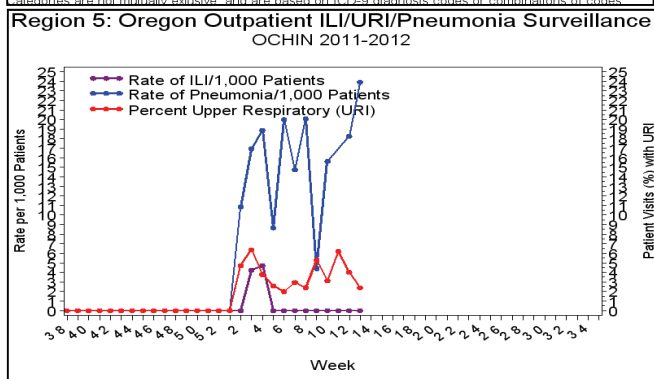
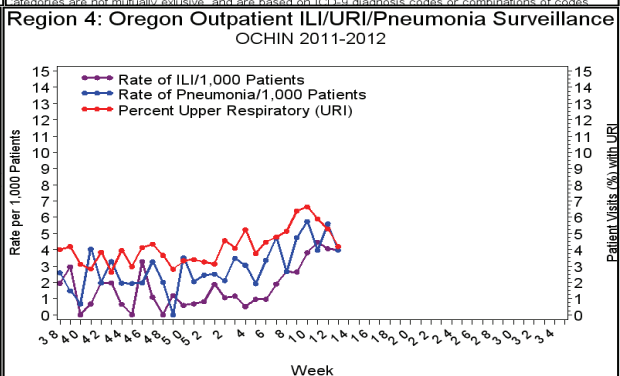
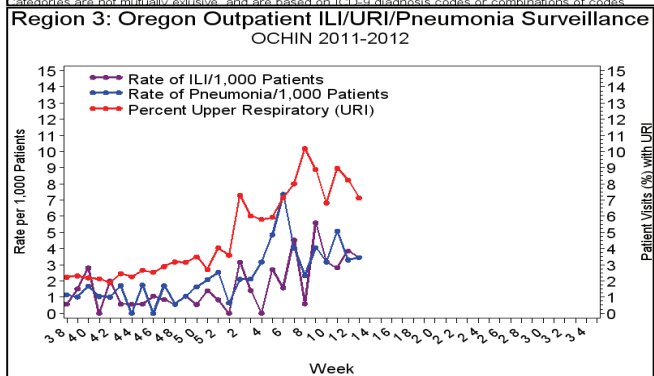
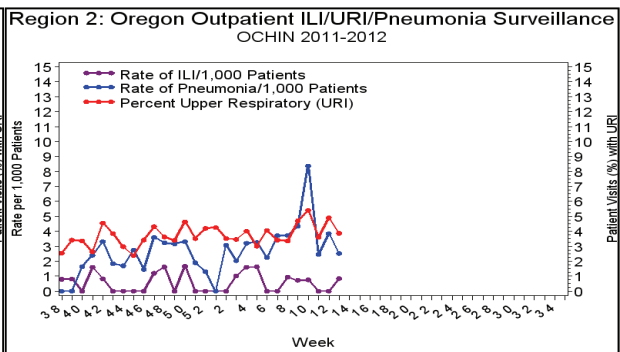
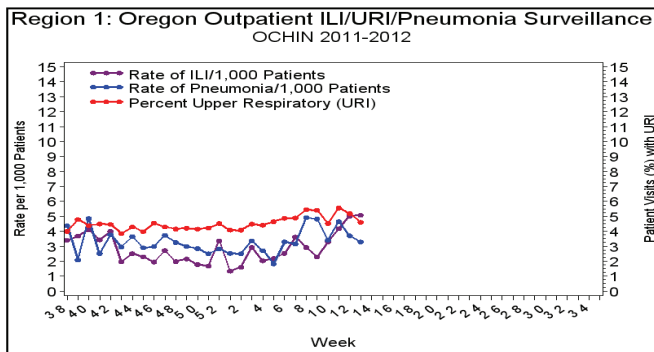
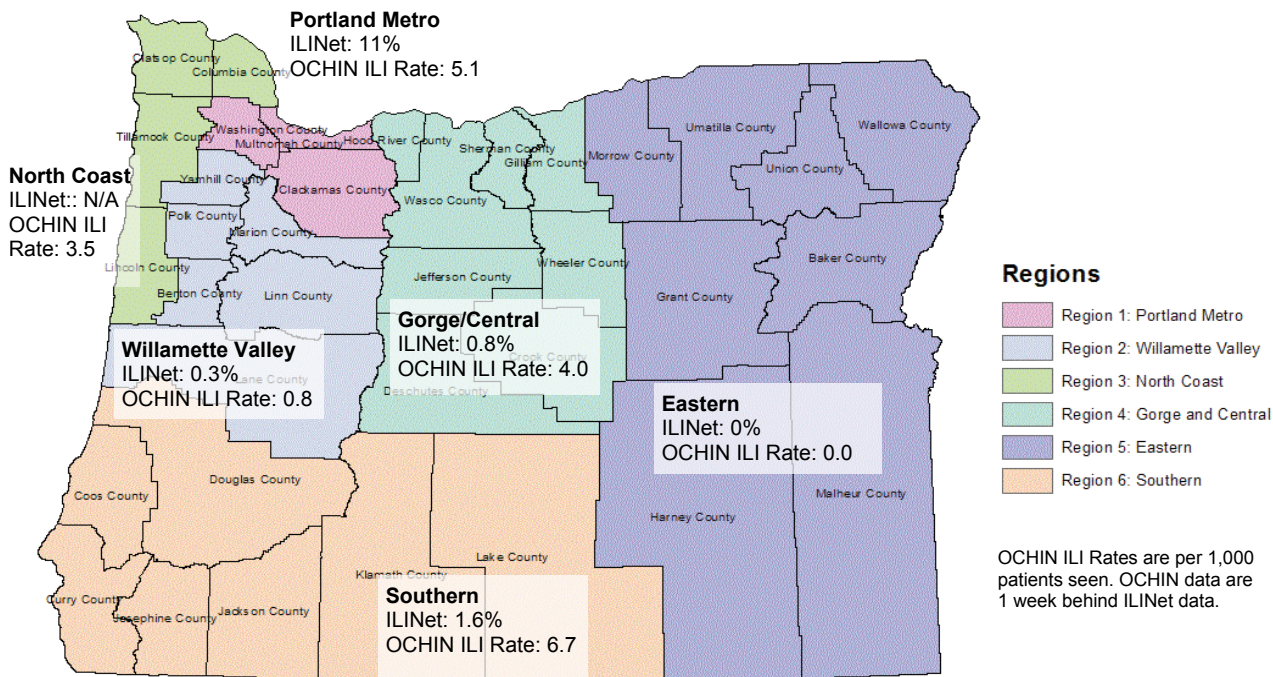
OCHIN Influenza-like Illness Surveillance

Oregon Public Health Division also receives discharge diagnoses data from OCHIN Inc., a collaborative comprising 22 member organizations of federally qualified health centers (FQHC) and rural health centers in Oregon, representing 103 clinics throughout the state.

The rate of ILI per 1,000 OCHIN patients was 4.7 during Week 13, 2012.

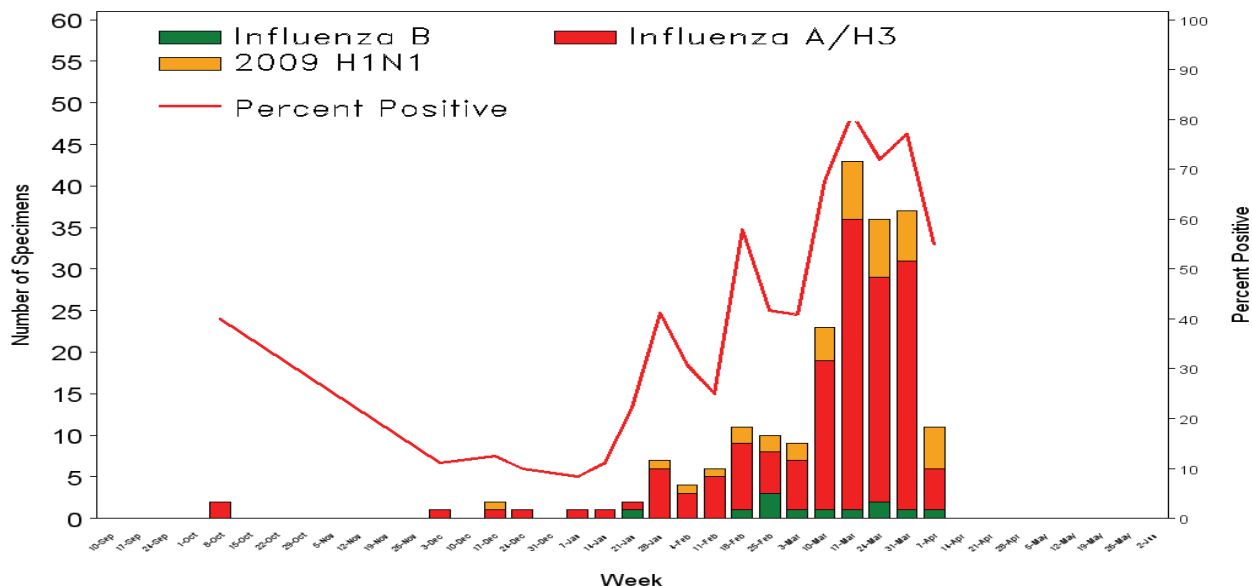
Note: OCHIN reports of ILI are one week behind ILINet reports. Respiratory illness categories for OCHIN data are based on ICD-9 diagnostic codes.

ILI Activity by Region: ILINet (% ILI) and OCHIN (ILI Rate)



Laboratory Surveillance:

Number and Percent Positive for Influenza by PCR
OSPHL 2011-2012



The Oregon State Public Health Laboratory (OSPHL) is performing influenza typing and sub-typing by PCR on specimens from the following groups of patients:

- Patients seen by Oregon Sentinel providers from ILINet & Influenza Incidence Surveillance Project (IISP).
- Patients hospitalized with influenza-like illness in the Portland Tri-County area (Multnomah, Clackamas and Washington counties) as part of the CDC-funded study, The Influenza Hospitalization Network (FluSurv-NET). We encourage submission of specimens to OSPHL even if rapid influenza tests are negative or have not been performed.
- Patients identified as part of an outbreak of respiratory illness. Please report clusters of respiratory illness to the on-call ACDP epidemiologist at (971-673-1111), who will then make decisions about the need for testing at the OSPHL.

Tables 1 and 2 show the current week and cumulative totals (since Oct. 1, 2011) for influenza and other respiratory virus specimens tested at OSPHL.

Table 1. Oregon State Public Health Laboratory Influenza Specimen Type and Subtype, 2011-12. *

	Current Week	Cumulative
Influenza A	10 (47%)	191 (41.6%)
2009 pH1N1	3 (14%)	29 (6.3%)
Seasonal A H3	7 (33%)	162 (35.3%)
Influenza B	1 (4.8%)	12 (3%)
Pending	7	-
Unsatisfactory	1	5
Undetected	10 (47%)	251 (55%)
Total Tested	21	459

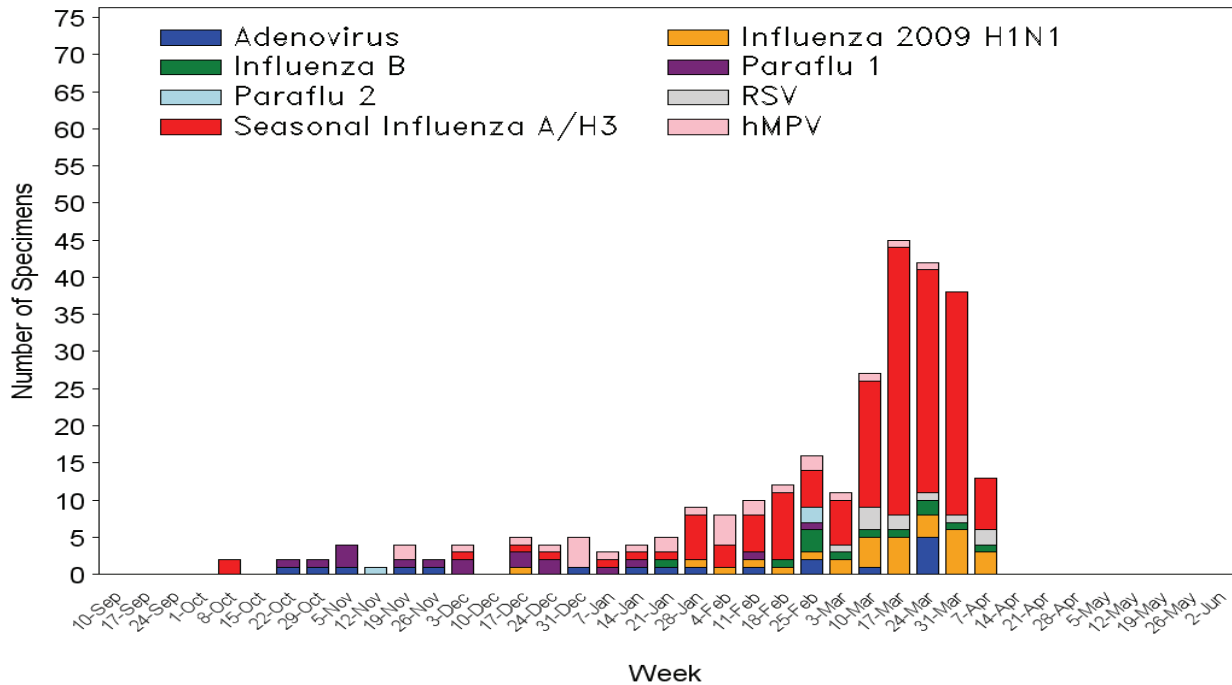
* Specimens where influenza not detected— other respiratory virus detection shown in Table 2. Includes PCR and culture positive labs.

Table 2. Oregon State Public Health Laboratory Non-Influenza Respiratory Viruses, 2011-12. *

	Current Week	Cumulative
Adenovirus	0	18 (5.3%)
Human Metapneumovirus	0	27 (7.9%)
Parainfluenza type 1	0	17 (5%)
Parainfluenza type 2	0	3 (<1%)
Respiratory Syncytial Virus	2 (13%)	10 (3.9%)
Unsatisfactory	1 (6.7%)	5 (1.5%)
Total Tested	15	342

*Includes specimen testing from outbreaks, hospitalized cases, statewide ILINet sentinel provider surveillance, and the state Influenza Incidence Surveillance Project (IISP). Totals tested from Table 1 & 2 not mutually exclusive.

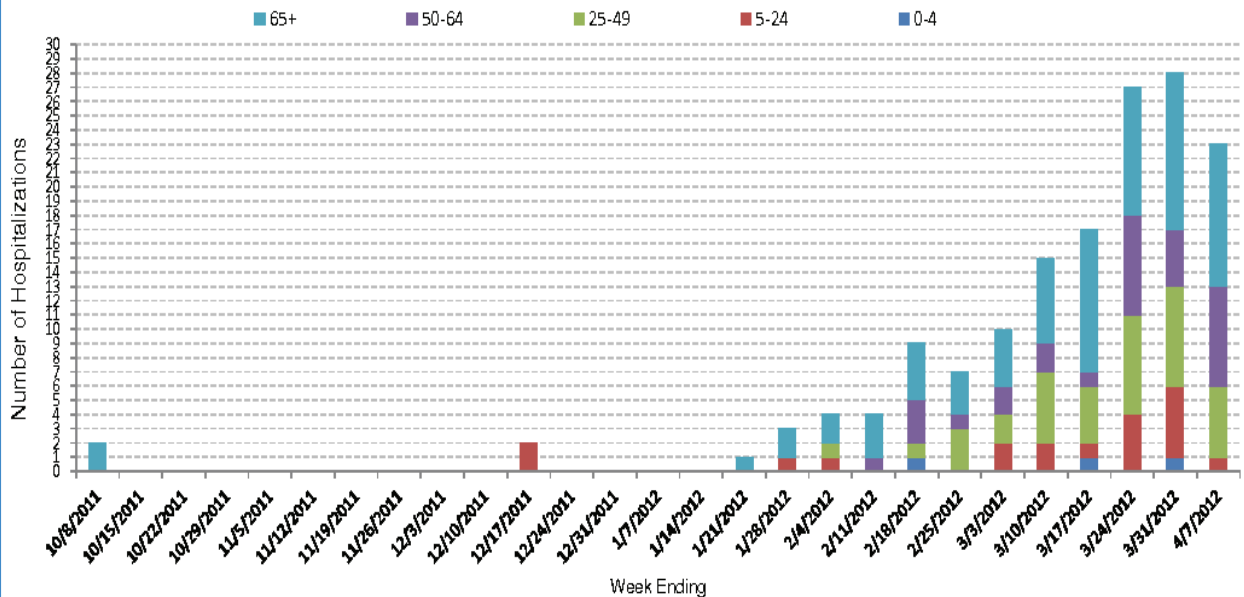
Viral Respiratory Pathogens Positive at OSPHL by Week, 2011-2012



Outbreaks: 1 lab-confirmed influenza A/H3 outbreak has been reported so far for Week 14 (April 01—07, 2012). Through Week 14 of the 2011-2012 season, 10 ILI outbreaks have been reported.

Laboratory-Confirmed Influenza Associated Hospitalizations: Laboratory-confirmed influenza-associated hospitalizations are reported by hospitals in the Portland Tri-County area (Clackamas, Multnomah, and Washington counties) for all ages where patients are admitted to the hospital and have tested positive for influenza by rapid test, direct or indirect fluorescent antibody test, culture, PCR, or serology. **23 influenza-related hospitalizations were reported during Week 14, 2012.** 153 influenza-related hospitalizations have been reported so far during the 2011-2012 season. To report hospitalizations in the Portland Metro area, contact matthew.laidler@state.or.us

Portland Metro Area Influenza-Associated Hospitalizations, 2011-2012, by Week and Age Group



National Data

U.S. Virologic Surveillance: Of the 3607 specimens tested by U.S. World Health Organization (WHO) and National Respiratory and Enteric Virus Surveillance System (NREVSS) collaborating laboratories and reported to CDC/Influenza Division, 756 (21%) were positive for influenza.

Novel Influenza A Virus: One human infection with a novel influenza A virus was identified.

Pneumonia and Influenza (P&I) Mortality Surveillance: The proportion of deaths attributed to P&I was below the epidemic threshold.

Influenza-associated Pediatric Mortality: No influenza-associated pediatric deaths were reported.

Outpatient Illness Surveillance: The proportion of outpatient visits for influenza-like illness (ILI) was 1.5%, which is below the national baseline of 2.4%. Region 10 reported ILI above region-specific baseline level. One state experienced moderate ILI activity; New York City and 48 states experienced minimal ILI activity, and the District of Columbia had insufficient data to calculate ILI activity.

Geographic Spread of Influenza: Ten states reported widespread geographic activity; 9 states reported regional influenza activity; 20 states reported local activity; the District of Columbia, Puerto Rico, and 11 states reported sporadic activity, and Guam and the U.S. Virgin Islands reported no influenza activity.

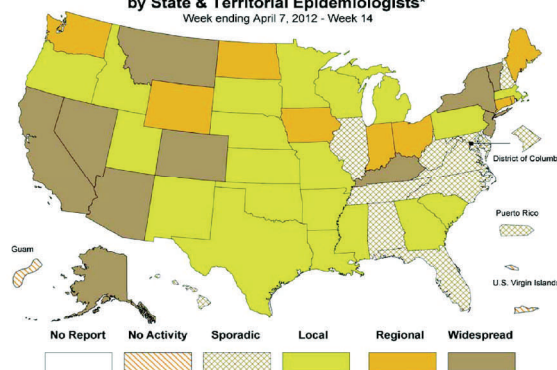
Neuraminidase Inhibitor Resistance Testing: Nationally, since October 01, 2011, of 691 Seasonal FluA (H3N2), 154 Flu B, and 417 2009 H1N1 samples tested, only 7 (1.4%) of 2009 H1N1 tested resistant to oseltamirvir. None of these resistant specimens are among the 18 Oregon samples tested by the CDC.

Influenza-Like Illness (ILI) Activity Level Indicator Determined by Data Reported to ILINet
2011-12 Influenza Season Week 14 ending Apr 07, 2012



Map above left: This map uses the proportion of outpatient visits to ILINet sentinel providers for influenza-like illness to measure the ILI activity level within a state. It does not, however, measure the extent of geographic spread of flu within a state. Therefore, outbreaks occurring in a single city could cause the state to display high activity levels.

Weekly Influenza Activity Estimates Reported by State & Territorial Epidemiologists*
Week ending April 7, 2012 - Week 14



Map above Right: This map measures the geographic spread of influenza viruses, but does not measure the intensity of influenza activity.

Additional resources:

- For additional information on influenza testing guidelines for the 2011-12 season, go to: <http://healthoregon.org/fludata> and select 'Influenza Testing'.
- For more information on influenza in Oregon please see: <http://www.flu.oregon.gov/>
- CDC Weekly Surveillance Report: <http://www.cdc.gov/flu/weekly>
- Quadrivalent (4th Vaccine Component) Recommendation: <http://www.fda.gov/NewsEvents/Newsroom/PressAnnouncements/ucm294057.htm>

Clinicians interested in becoming an ILINet sentinel provider:

Because Oregon has about 17 counties lacking sentinel flu surveillance, we need you. We are especially interested in new ILI sentinel providers in the eastern and rural areas of Oregon. Please either email Patricia Newman at Patricia.Newman@state.or.us, or telephone at 971-673-1076. Reporting is simple, includes free PCR testing, and helps us monitor influenza activity including emerging influenza strains.

Current Week's Data at a Glance: March 25-31, 2012 (Week 13)

Oregon Influenza-Like Illness (ILI) Activity Level¹	Minimal
Oregon Influenza Activity Geographic Spread²	Regional
Percent of outpatient visits for ILI	1.72
Positive influenza tests³	26
Influenza-associated hospitalizations⁴	28
Reported ILI outbreaks	4
Influenza-associated pediatric mortality	0
Respiratory Syncytial Virus (RSV) activity⁵	23%

¹Based on proportion of outpatient visits—levels include minimal, low, moderate, and high

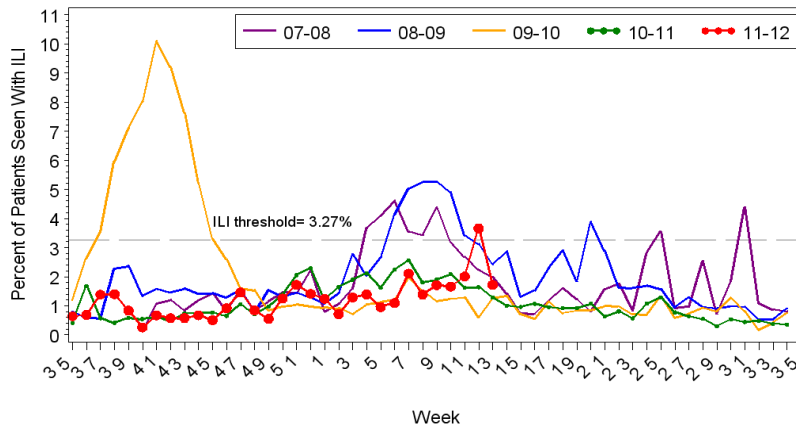
²Levels for geographic spread include no activity, sporadic, local, regional, and widespread

³Reported by state public health lab (OSPHL) from outbreaks, tri-county hospitalizations, and sentinel ILI surveillance; includes only current week positive tests

⁴Based on hospitalization surveillance in Clackamas, Multnomah, and Washington counties only.

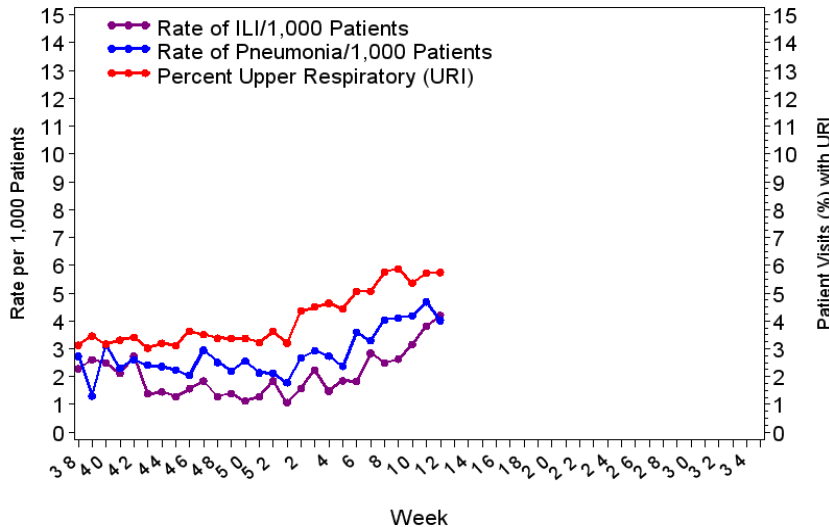
⁵Percent positivity based on data from Oregon's RSV Laboratory Surveillance System

Oregon Outpatient Influenza-Like Illness Surveillance Network (ILINet) 05APR12
Percent of Outpatients with Influenza-like Illness (ILI)
2007-2008, 2008-2009, 2009-2010, 2010-2011, 2011-2012



Surveillance weeks run from Sunday through Saturday
Sentinel providers report the number of patients seen with influenza-like illness as well as total patients seen each week.

Oregon Outpatient ILI/URI/Pneumonia Surveillance, OCHIN 2011-2012



Categories are not mutually exclusive, and are based on ICD-9 diagnosis codes or combinations of codes.

ILINet: Oregon's Outpatient Influenza-like Illness Surveillance Network

Oregon's outpatient influenza-like illness (ILI) network comprises 25 voluntary healthcare providers from all across Oregon who report the number of patients with influenza-like illness as well as total number of patient visits for each week during the surveillance season.

The percent of outpatients seen with ILI for Week 13 of 2012 was 1.72%, below Oregon's seasonal baseline.

Note: ILI is defined as fever ($\geq 100^{\circ}\text{F}$) and cough or sore throat. The average ILI reported during influenza weeks over the previous three seasons is 3.27% (although this figure is skewed upward by the H1N1 pandemic of 2009).

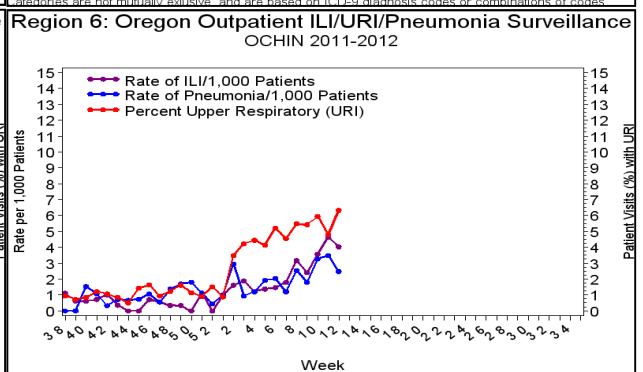
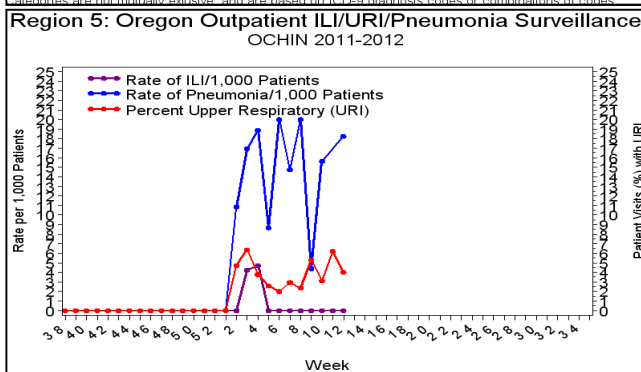
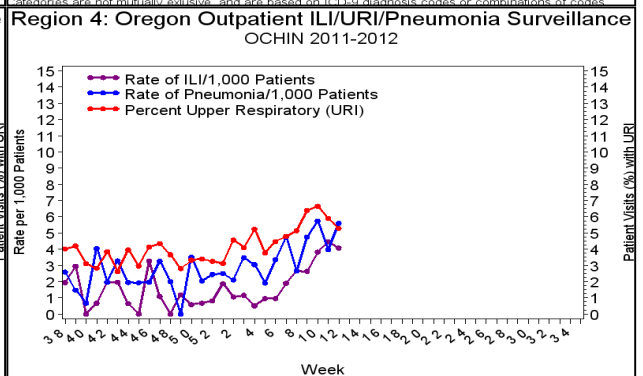
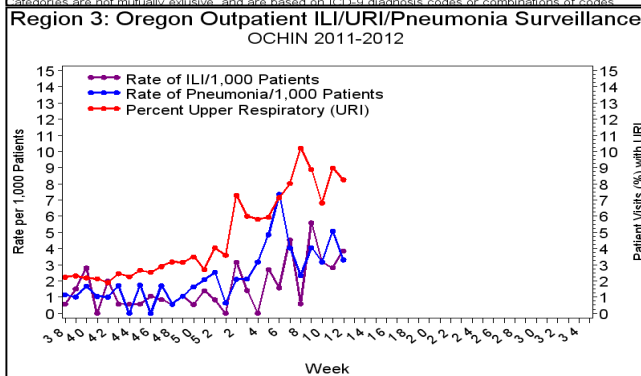
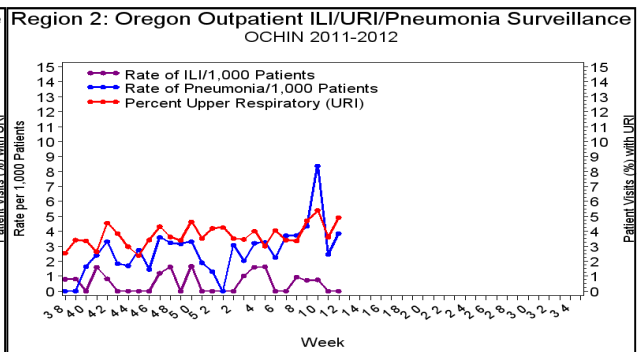
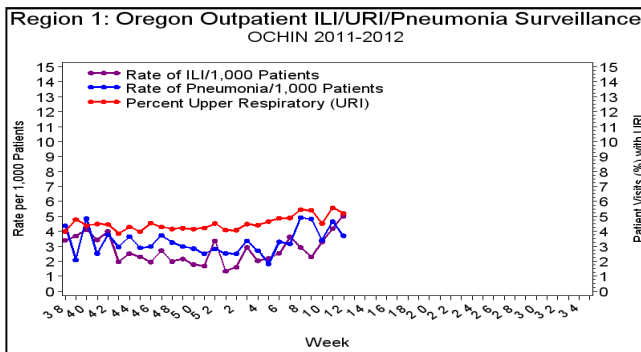
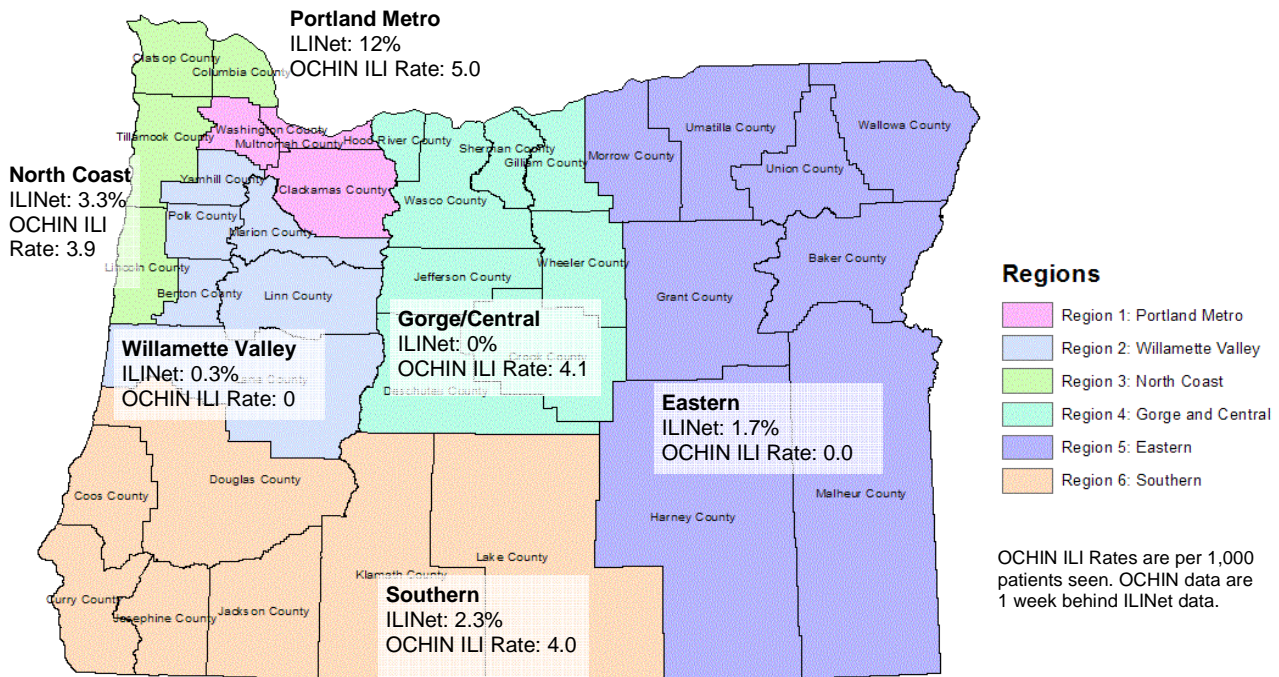
OCHIN Influenza-like Illness Surveillance

Oregon Public Health Division also receives discharge diagnoses data from OCHIN Inc., a collaborative comprising 22 member organizations of federally qualified health centers (FQHC) and rural health centers in Oregon, representing 103 clinics throughout the state.

The rate of ILI per 1,000 OCHIN patients was 4.2 during Week 12, 2012.

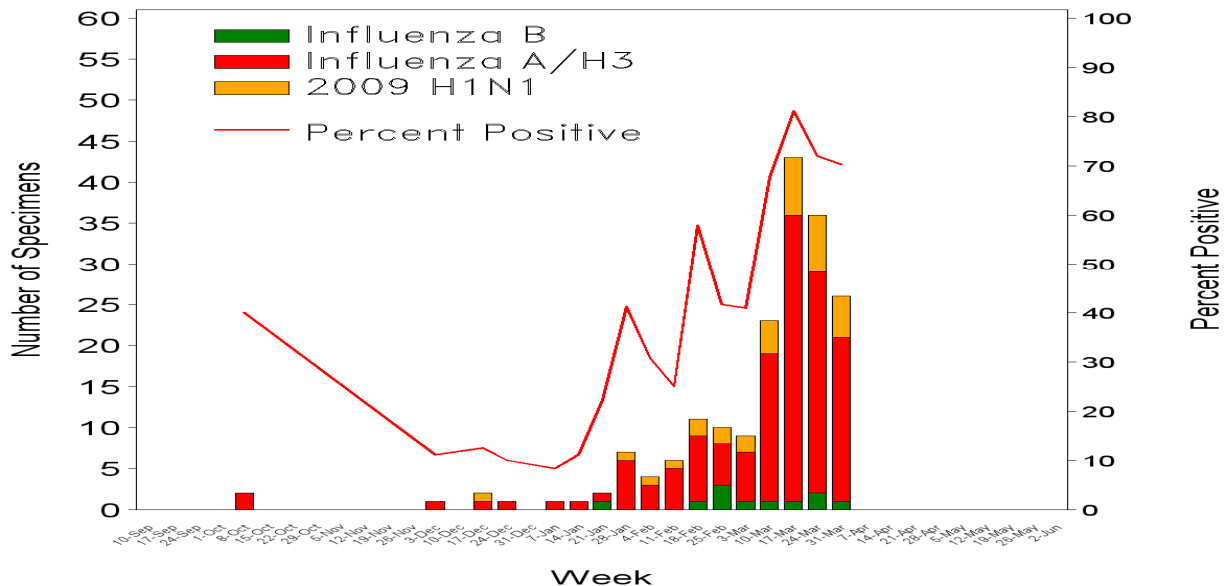
Note: OCHIN reports of ILI are one week behind ILINet reports. Respiratory illness categories for OCHIN data are based on ICD-9 diagnostic codes.

ILI Activity by Region: ILINet (% ILI) and OCHIN (ILI Rate)



Laboratory Surveillance:

Number and Percent Positive for Influenza by PCR
OSPHL 2011-2012



The Oregon State Public Health Laboratory (OSPHL) is performing influenza typing and sub-typing by PCR on specimens from the following groups of patients:

- Patients seen by Oregon Sentinel providers from ILINet & Influenza Incidence Surveillance Project (IISP).
- Patients hospitalized with influenza-like illness in the Portland Tri-County area (Multnomah, Clackamas and Washington counties) as part of the CDC-funded study, The Influenza Hospitalization Network (FluSurv-NET). We encourage submission of specimens to OSPHL even if rapid influenza tests are negative or have not been performed.
- Patients identified as part of an outbreak of respiratory illness. Please report clusters of respiratory illness to the on-call ACDP epidemiologist at (971-673-1111), who will then make decisions about the need for testing at the OSPHL.

Tables 1 and 2 show the current week and cumulative totals (**since Oct. 1, 2011**) for influenza and other respiratory virus specimens tested at OSPHL.

Table 1. Oregon State Public Health Laboratory Influenza Specimen Type and Subtype, 2011-12. *

	Current Week	Cumulative
Influenza A	25 (66%)	170 (40.1%)
2009 pH1N1	5 (13%)	25 (5.9%)
Seasonal A H3	20 (53%)	145 (34.2%)
Influenza B	1 (2.6%)	11 (2.6%)
Pending		
Undetected	12 (31.6%)	243 (57%)
Total Tested	38 (100%)	424 (100%)

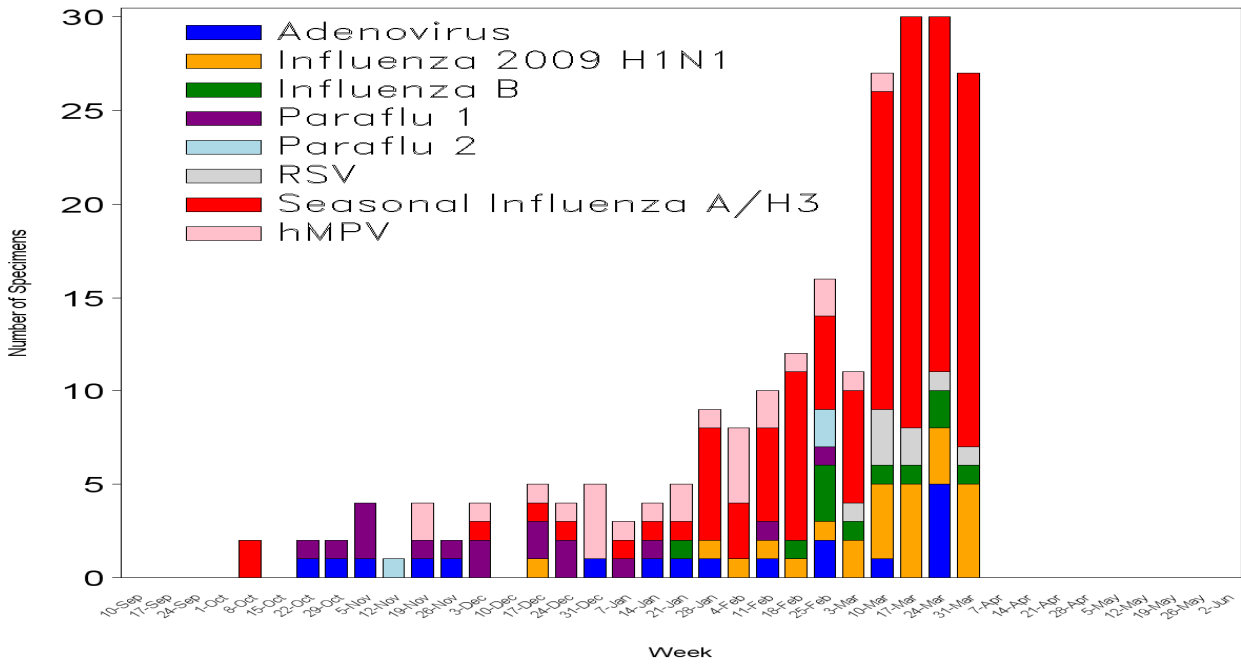
¹ Specimens where influenza not detected— other respiratory virus detection shown in Table 2. Includes PCR and culture positive labs.

Table 2. Oregon State Public Health Laboratory Non-Influenza Respiratory Viruses, 2011-12. *

	Current Week	Cumulative
Adenovirus	0	18 (5.3%)
Human Metapneumovirus	0	27 (8.4%)
Parainfluenza type 1	0	17 (5.3%)
Parainfluenza type 2	0	3 (<1%)
Respiratory Syncytial Virus	1 (4%)	8 (2.5%)
Unsatisfactory	0	4 (1%)
Total Tested	24	323

*Includes specimen testing from outbreaks, hospitalized cases, statewide ILINet sentinel provider surveillance, and the state Influenza Incidence Surveillance Project (IISP). Totals tested from Table 1 & 2 not mutually exclusive.

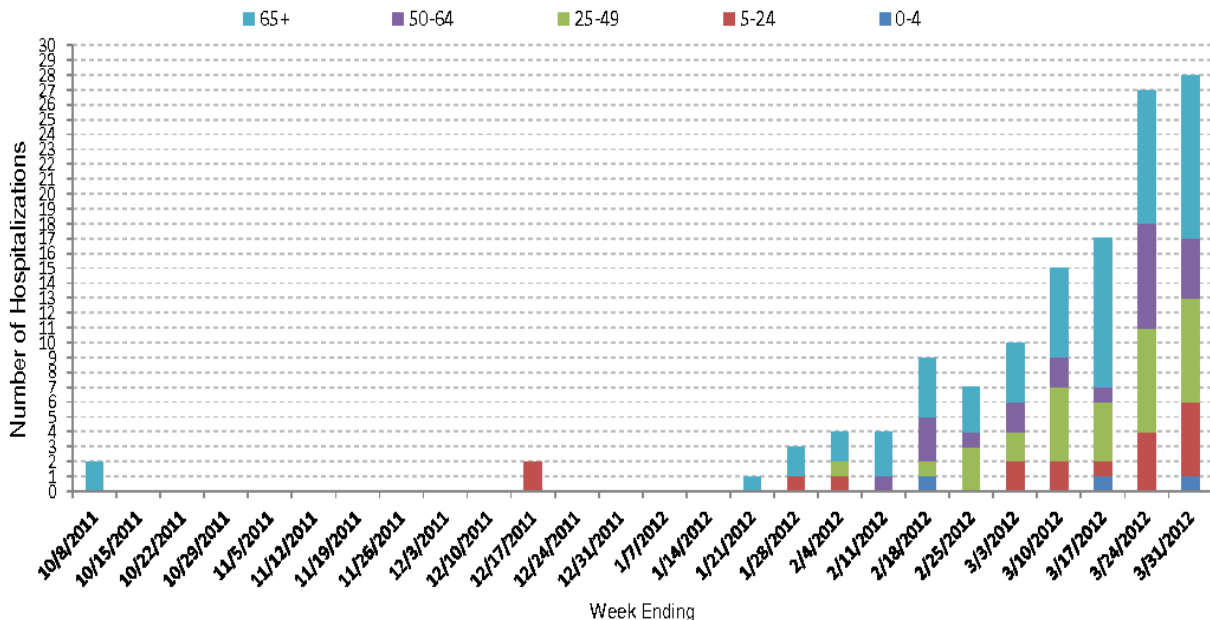
Viral Respiratory Pathogens Positive at OSPHL by Week, 2011-2012



Outbreaks: 4 lab-confirmed influenza A/H3 outbreaks, and 1 pertussis outbreak have been reported so far for Week 13 (March 25-31, 2012). Through Week 13 of the 2011-2012 season, 9 ILI outbreaks have been reported.

Laboratory-Confirmed Influenza Associated Hospitalizations: Laboratory-confirmed influenza-associated hospitalizations are reported by hospitals in the Portland Tri-County area (Clackamas, Multnomah, and Washington counties) for all ages where patients are admitted to the hospital and have tested positive for influenza by rapid test, direct or indirect fluorescent antibody test, culture, PCR, or serology. **28 influenza-related hospitalizations were reported during Week 13, 2012.** 129 influenza-related hospitalizations have been reported so far during the 2011-2012 season. To report hospitalizations in the Portland Metro area, contact matthew.laidler@state.or.us

Portland Metro Area Influenza-Associated Hospitalizations, 2011-2012, by Week and Age Group



National Data

U.S. Virologic Surveillance: Of the 4,551 specimens tested by U.S. World Health Organization (WHO) and National Respiratory and Enteric Virus Surveillance System (NREVSS) collaborating laboratories and reported to CDC/Influenza Division, 932 (20.5%) were positive for influenza.

Pneumonia and Influenza (P&I) Mortality Surveillance: The proportion of deaths attributed to P&I was below the epidemic threshold.

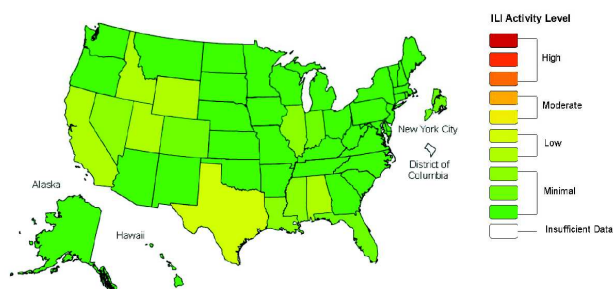
Influenza-associated Pediatric Mortality: One influenza-associated pediatric death was reported, associated with influenza A virus for which the subtype was not determined.

Outpatient Illness Surveillance: The proportion of outpatient visits for influenza-like illness (ILI) was 1.7%, which is below the national baseline of 2.4%. All regions reported ILI below region-specific baseline levels. Six states experienced low ILI activity; New York City and 44 states experienced minimal ILI activity, and the District of Columbia had insufficient data to calculate ILI activity.

Geographic Spread of Influenza: Ten states reported widespread geographic activity; 19 states reported regional influenza activity; 13 states reported local activity; the District of Columbia, Guam, Puerto Rico, and 8 states reported sporadic activity, and the U.S. Virgin Islands reported no influenza activity.

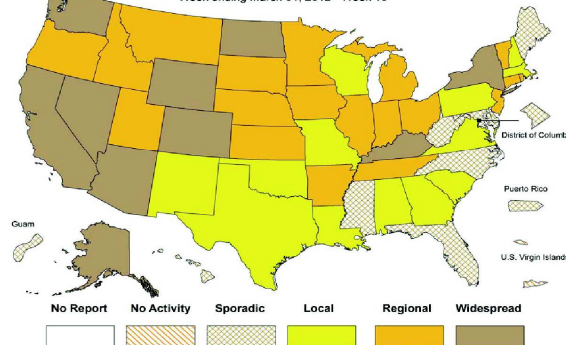
Neuraminidase Inhibitor Resistance Testing: Nationally, since October 01, 2011, of 691 Seasonal FluA (H3N2), 154 Flu B, and 417 2009 H1N1 samples tested, only 5 (1.2%) of 2009 H1N1 tested resistant to oseltamirvir.

**Influenza-Like Illness (ILI) Activity Level Indicator Determined by Data Reported to ILINet
2011-12 Influenza Season Week 13 ending Mar 31, 2012**



Map above left: This map uses the proportion of outpatient visits to ILINet sentinel providers for influenza-like illness to measure the ILI activity level within a state. It does not, however, measure the extent of geographic spread of flu within a state. Therefore, outbreaks occurring in a single city could cause the state to display high activity levels.

**Weekly Influenza Activity Estimates Reported
by State & Territorial Epidemiologists*
Week ending March 31, 2012 - Week 13**



Map above Right: This map measures the geographic spread of influenza viruses, but does not measure the intensity of influenza activity.

Additional resources:

- For additional information on influenza testing guidelines for the 2011-12 season, go to: <http://healthoregon.org/fludata> and select 'Influenza Testing'.
- For more information on influenza in Oregon please see: <http://www.flu.oregon.gov/>
- CDC Weekly Surveillance Report: <http://www.cdc.gov/flu/weekly>
- Quadrivalent (4th Vaccine Component) Recommendation: <http://www.fda.gov/NewsEvents/Newsroom/PressAnnouncements/ucm294057.htm>

Clinicians interested in becoming an ILINet sentinel provider:

Because Oregon has about 17 counties lacking sentinel flu surveillance, we need you. We are especially interested in new ILI sentinel providers in the eastern and rural areas of Oregon. Please either email Patricia Newman at Patricia.Newman@state.or.us, or telephone at 971-673-1076. Reporting is simple, includes free PCR testing, and helps us monitor influenza activity including emerging influenza strains.

Current Week's Data at a Glance: March 18-24, 2012 (Week 12)

Oregon Influenza-Like Illness (ILI) Activity Level¹	Moderate
Oregon Influenza Activity Geographic Spread²	Widespread
Percent of outpatient visits for ILI	4.76%
Positive influenza tests³	24
Influenza-associated hospitalizations⁴	27
Reported ILI outbreaks	2
Influenza-associated pediatric mortality	0
Respiratory Syncytial Virus (RSV) activity⁵	25%

¹Based on proportion of outpatient visits—levels include minimal, low, moderate, and high

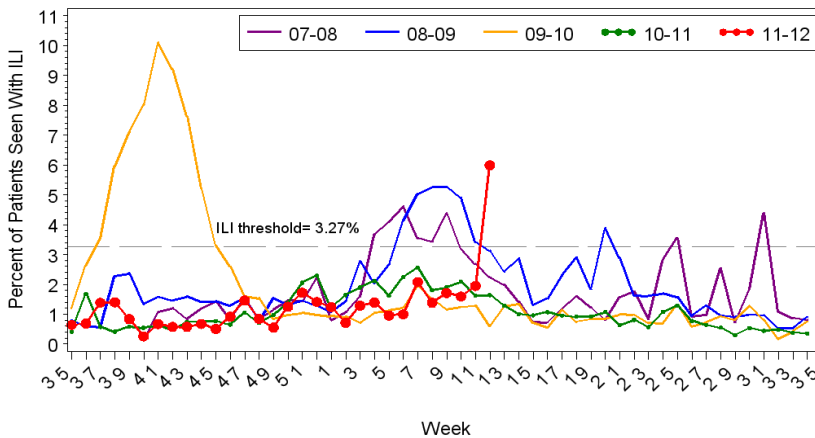
²Levels for geographic spread include no activity, sporadic, local, regional, and widespread

³Reported by state public health lab (OSPHL) from outbreaks, tri-county hospitalizations, and sentinel ILI surveillance; includes only current week positive tests

⁴Based on hospitalization surveillance in Clackamas, Multnomah, and Washington counties only.

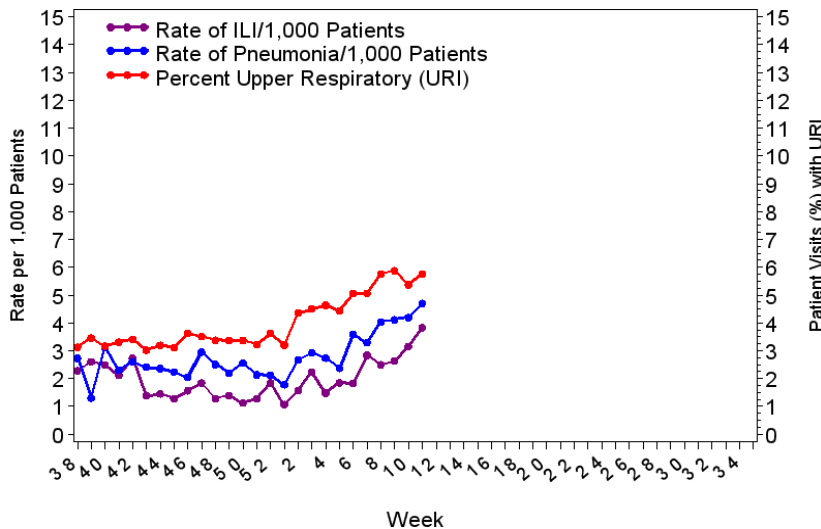
⁵Percent positivity based on data from Oregon's RSV Laboratory Surveillance System

Oregon Outpatient Influenza-Like Illness Surveillance Network (ILINet) 28MAR12
Percent of Outpatients with Influenza-like Illness (ILI)
2007-2008, 2008-2009, 2009-2010, 2010-2011, 2011-2012



Surveillance weeks run from Sunday through Saturday
Sentinel providers report the number of patients seen with influenza-like illness as well as total patients seen each week.

Oregon Outpatient ILI/URI/Pneumonia Surveillance, OCHIN 2011-2012



Categories are not mutually exclusive, and are based on ICD-9 diagnosis codes or combinations of codes.

ILINet: Oregon's Outpatient Influenza-like Illness Surveillance Network

Oregon's outpatient influenza-like illness (ILI) network is comprised of 25 voluntary healthcare providers from all across Oregon who report the number of patients with influenza-like illness as well as total number of patient visits for each week during the surveillance season.

The percent of outpatients seen with ILI for Week 12 of 2012 was 4.76%, which for the first time this season, is above Oregon's seasonal baseline.

Note: ILI is defined as fever ($\geq 100^{\circ}\text{F}$) and cough or sore throat. The average ILI reported during influenza weeks over the previous three seasons is 3.27% (although this figure is skewed upward by the H1N1 pandemic of 2009).

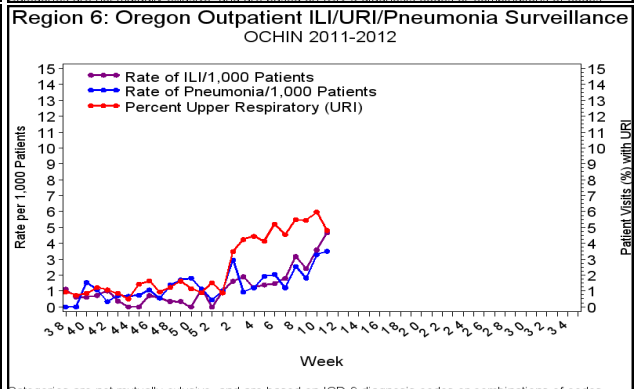
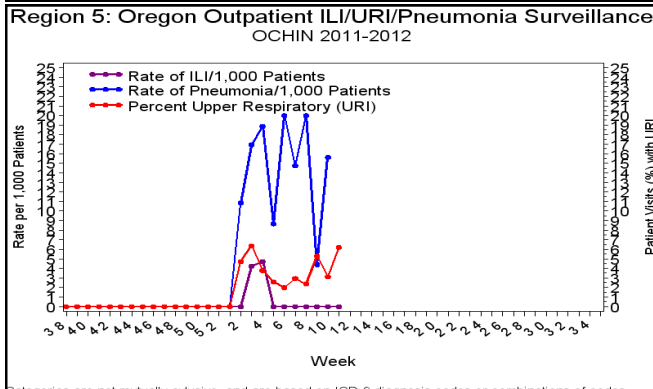
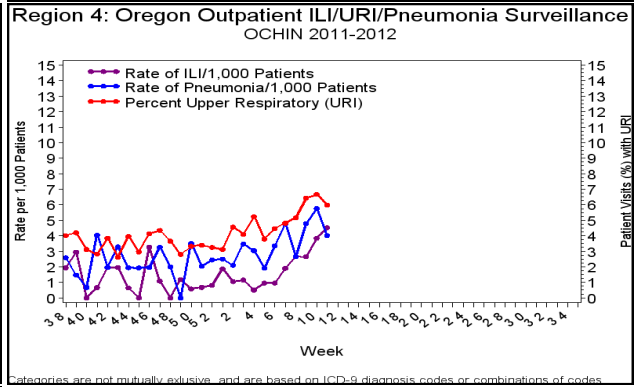
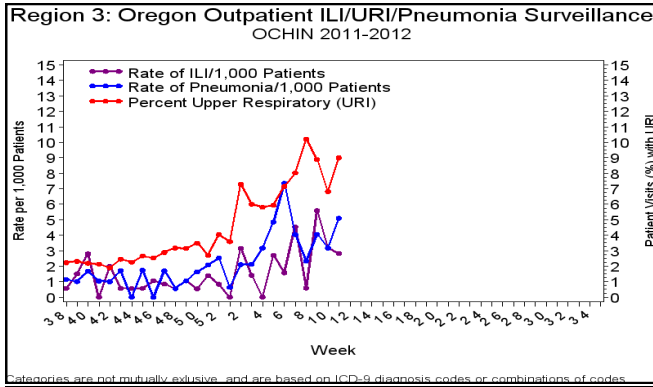
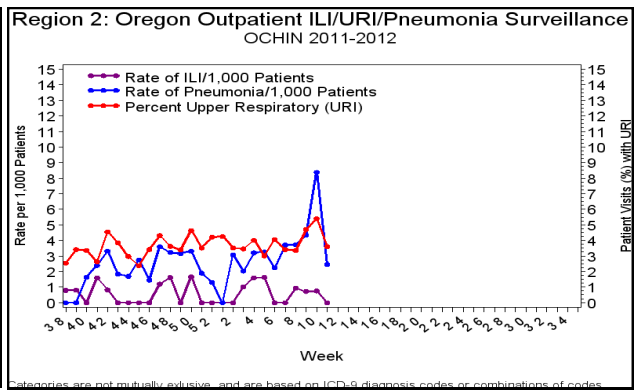
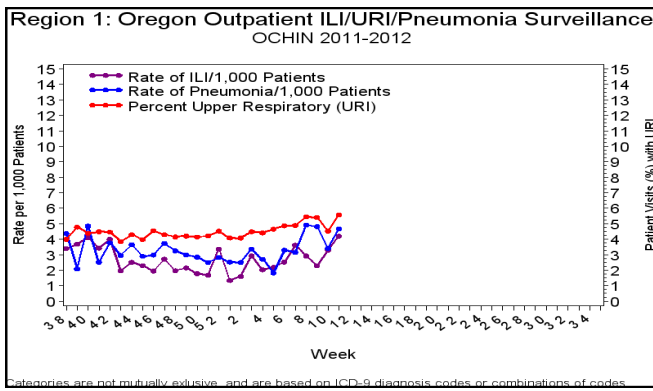
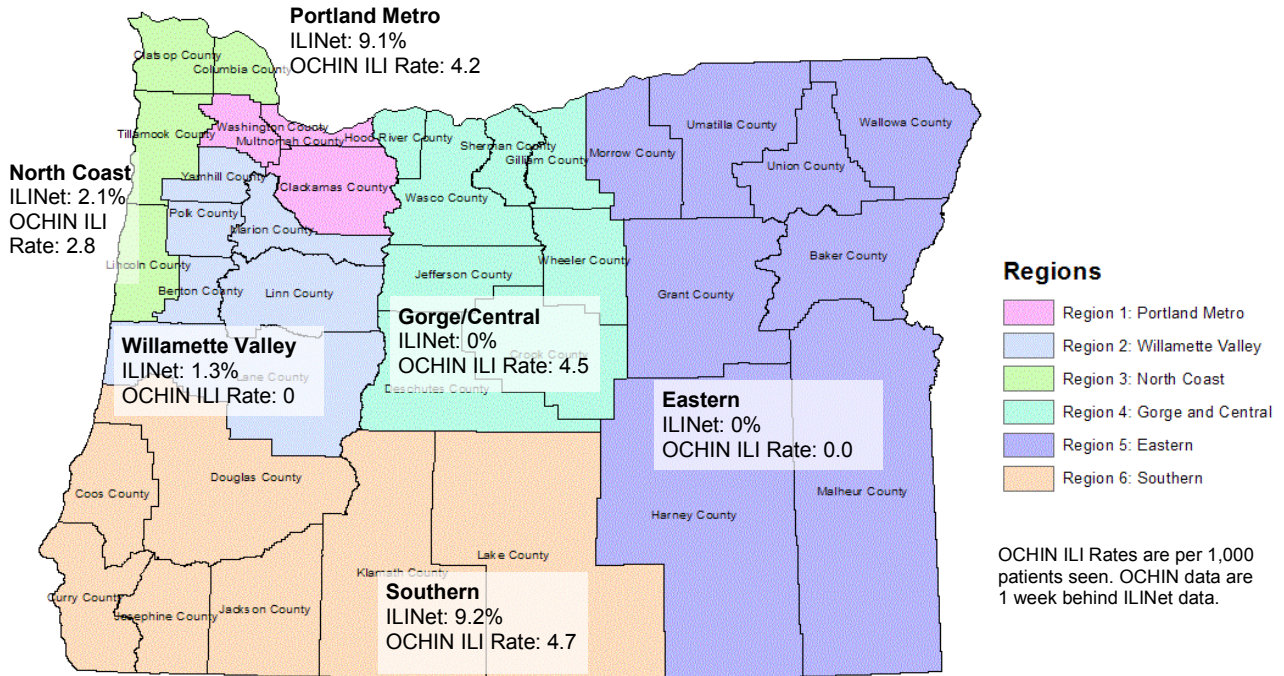
OCHIN Influenza-like Illness Surveillance

Oregon Public Health Division also receives discharge diagnoses data from OCHIN Inc., a collaborative comprising 22 member organizations of federally qualified health centers (FQHC) and rural health centers in Oregon, representing 103 clinics throughout the state.

The rate of ILI per 1,000 OCHIN patients was 3.8 during Week 11, 2012.

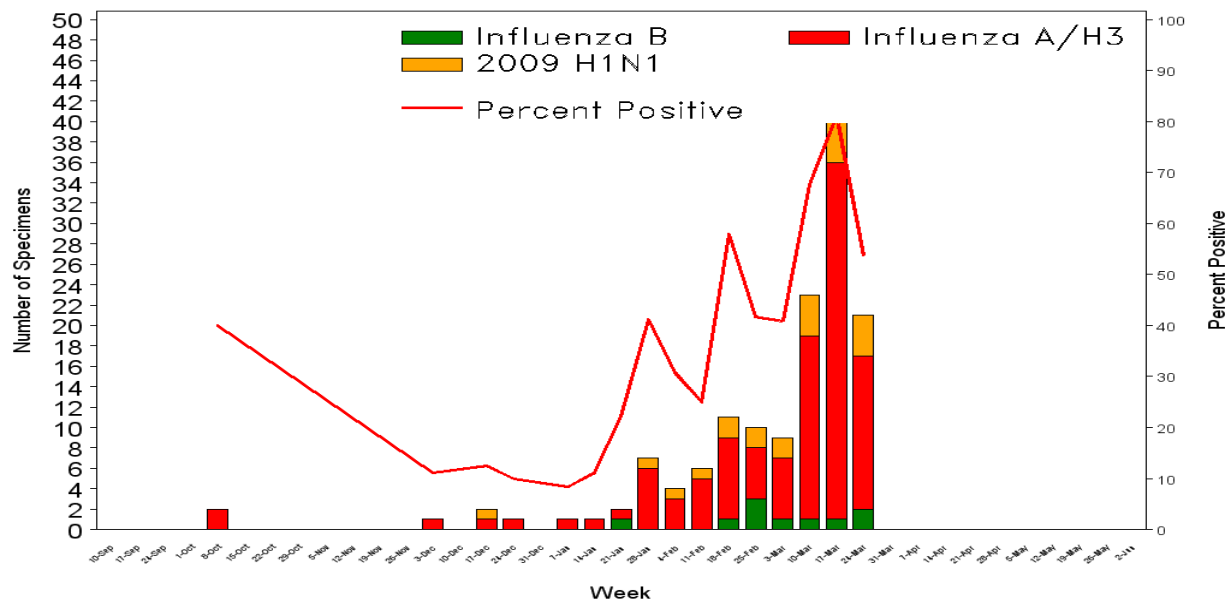
Note: OCHIN reports of ILI are one week behind ILINet reports. Respiratory illness categories for OCHIN data are based on ICD-9 diagnostic codes.

ILI Activity by Region: ILINet (% ILI) and OCHIN (ILI Rate)



Laboratory Surveillance:

Number and Percent Positive for Influenza by PCR
OSPHL 2011-2012



The Oregon State Public Health Laboratory (OSPHL) is performing influenza typing and sub-typing by PCR on specimens from the following groups of patients:

- Patients seen by Oregon Sentinel providers from ILINet & Influenza Incidence Surveillance Project (IISP).
- Patients hospitalized with influenza-like illness in the Portland Tri-County area (Multnomah, Clackamas and Washington counties) as part of the CDC-funded study, The Influenza Hospitalization Network (FluSurv-NET). We encourage submission of specimens to OSPHL even if rapid influenza tests are negative or have not been performed.
- Patients identified as part of an outbreak of respiratory illness. Please report clusters of respiratory illness to the on-call ACDP epidemiologist at (971-673-1111), who will then make decisions about the need for testing at the OSPHL.

Tables 1 and 2 show the current week and cumulative totals (since Oct. 1, 2011) for influenza and other respiratory virus specimens tested at OSPHL.

Table 1. Oregon State Public Health Laboratory Influenza Specimen Type and Subtype, 2011-12. *

	Current Week	Cumulative
Influenza A	25 (64%)	130 (34.6%)
2009 pH1N1	3 (8%)	17 (4.5%)
Seasonal A H3	22 (56%)	117 (30.1%)
Influenza B	2 (5%)	10 (2.6%)
Pending	-	-
Undetected	12 (30%)	235 (62%)
Total Tested	39	379

¹ Specimens where influenza not detected— other respiratory virus detection shown in Table 2. Includes PCR and culture positive labs.

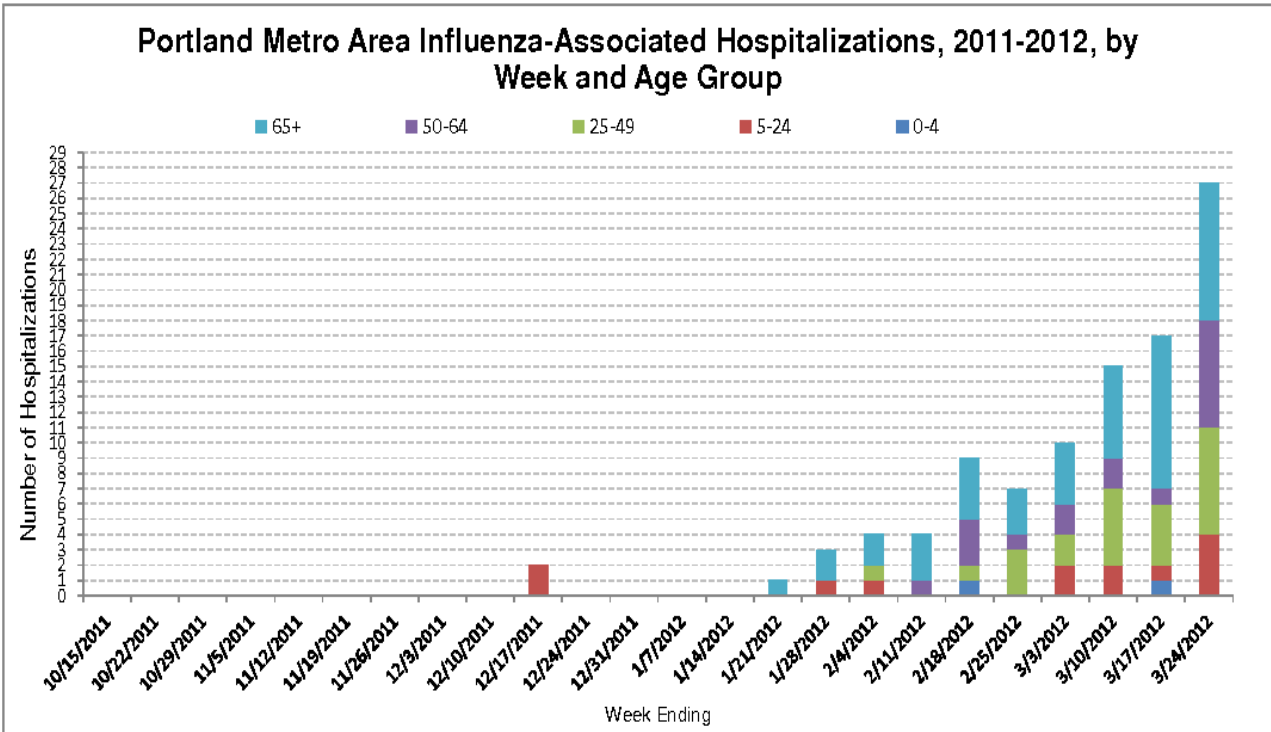
Table 2. Oregon State Public Health Laboratory Non-Influenza Respiratory Viruses, 2011-12. *

	Current Week	Cumulative
Adenovirus	5 (16.7%)	18 (59.4%)
Human Metapneumovirus	1 (3.3%)	27 (8.9%)
Parainfluenza type 1	0	17 (5.6)
Parainfluenza type 2	0	3 (<1%)
Respiratory Syncytial Virus	1 (3.3%)	7 (2%)
Rhinovirus	1 (3.3%)	1 (<1%)
Unsatisfactory	1 (3.3%)	4 (1%)
Total Tested	30	303

*Includes specimen testing from outbreaks, hospitalized cases, statewide ILINet sentinel provider surveillance, and the state Influenza Incidence Surveillance Project (IISP). Totals tested from Table 1 & 2 not mutually exclusive.

Outbreaks: 2 lab-confirmed influenza A outbreaks have been reported so far for Week 12 (March 18-24), both in long term care facilities. Including Week 12, for the 2011-2012 season, five outbreaks have been reported for influenza.

Laboratory-Confirmed Influenza Associated Hospitalizations: Laboratory-confirmed influenza-associated hospitalizations are reported by hospitals in the Portland Tri-County area (Clackamas, Multnomah, and Washington counties) for all ages where patients are admitted to the hospital and have tested positive for influenza by rapid test, direct or indirect fluorescent antibody test, culture, PCR, or serology. **27 influenza-related hospitalizations were reported during Week 12, 2012.** 101 influenza-related hospitalizations have been reported so far during the 2011-2012 season. To report hospitalizations in the Portland Metro area, contact matthew.laidler@state.or.us



Additional resources:

- For additional information on influenza testing guidelines for the 2011-12 season, go to: <http://healthoregon.org/fludata> and select 'Influenza Testing'.
- For more information on influenza in Oregon please see: <http://www.flu.oregon.gov/>
- CDC Weekly Surveillance Report: <http://www.cdc.gov/flu/weekly>
- Quadrivalent (4th Vaccine Component) Recommendation: <http://www.fda.gov/NewsEvents/Newsroom/PressAnnouncements/ucm294057.htm>

National Data

U.S. Virologic Surveillance: Of the 4,624 specimens tested by U.S. World Health Organization (WHO) and National Respiratory and Enteric Virus Surveillance System (NREVSS) collaborating laboratories and reported to CDC/Influenza Division, 908 (19.6%) were positive for influenza.

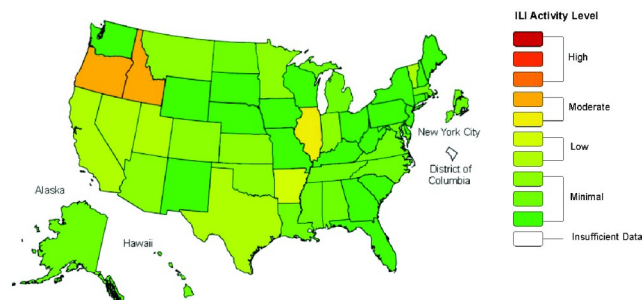
Pneumonia and Influenza (P&I) Mortality Surveillance: The proportion of deaths attributed to P&I was below the epidemic threshold.

Influenza-associated Pediatric Mortality: Four influenza-associated pediatric deaths were reported, with one associated with 2009 H1N1, and 3 associated with influenza A virus for which the subtype was not determined.

Outpatient Illness Surveillance: The proportion of outpatient visits for influenza-like illness (ILI) was 2.0%, which is below the national baseline of 2.4%. Regions 5, and 10 reported ILI above region-specific baseline levels. Three states experienced moderate ILI activity; 6 states experienced low ILI activity; 11 New York City and 41 states experienced minimal ILI activity, and the District of Columbia had insufficient data to calculate ILI activity.

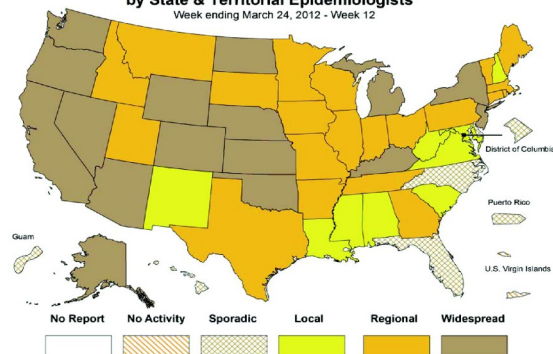
Geographic Spread of Influenza: Sixteen states reported widespread geographic activity; 21 states reported regional influenza activity; 9 states reported local activity; the District of Columbia, Guam, Puerto Rico, and 4 states reported sporadic activity, and the U.S. Virgin Islands reported no influenza activity.

Influenza-Like Illness (ILI) Activity Level Indicator Determined by Data Reported to ILINet
2011-12 Influenza Season Week 12 ending Mar 24, 2012



Map above left: This map uses the proportion of outpatient visits to ILINet sentinel providers for influenza-like illness to measure the ILI activity level within a state. It does not, however, measure the extent of geographic spread of flu within a state. Therefore, outbreaks occurring in a single city could cause the state to display high activity levels.

Weekly Influenza Activity Estimates Reported by State & Territorial Epidemiologists*
Week ending March 24, 2012 - Week 12



Map above Right: This map measures the geographic spread of influenza viruses, but does not measure the intensity of influenza activity.

Clinicians interested in becoming an ILINet sentinel provider:

Because Oregon has about 17 counties lacking sentinel flu surveillance, we need you. We are especially interested in new ILI sentinel providers in the eastern and rural areas of Oregon. Please either email Patricia Newman at Patricia.Newman@state.or.us, or telephone at 971-673-1076. Reporting is simple, includes free PCR testing, and helps us monitor influenza activity including emerging influenza strains.

Current Week's Data at a Glance: March 11-17, 2012 (Week 11)

Oregon Influenza-Like Illness (ILI) Activity Level¹	Minimal
Oregon Influenza Activity Geographic Spread²	Regional
Percent of outpatient visits for ILI	1.95%
Positive influenza tests³	16
Influenza-associated hospitalizations⁴	17
Reported ILI outbreaks	2
Influenza-associated pediatric mortality	0
Respiratory Syncytial Virus (RSV) activity⁵	23%

¹Based on proportion of outpatient visits—levels include minimal, low, moderate, and high

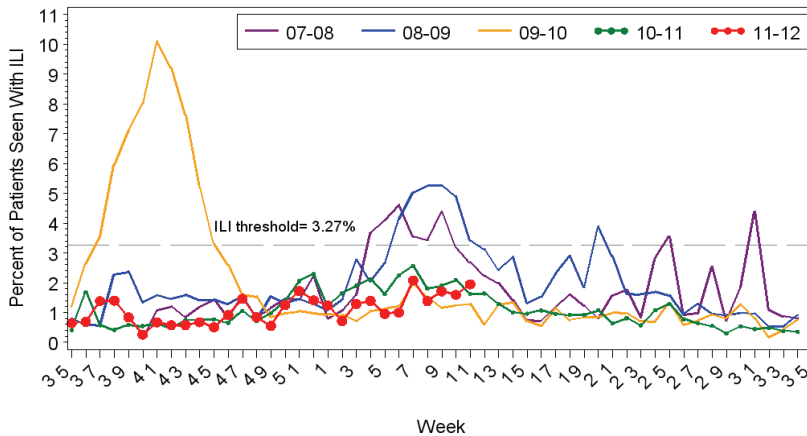
²Levels for geographic spread include no activity, sporadic, local, regional, and widespread

³Reported by state public health lab (OSPHL) from outbreaks, tri-county hospitalizations, and sentinel ILI surveillance; includes only current week positive tests

⁴Based on hospitalization surveillance in Clackamas, Multnomah, and Washington counties only.

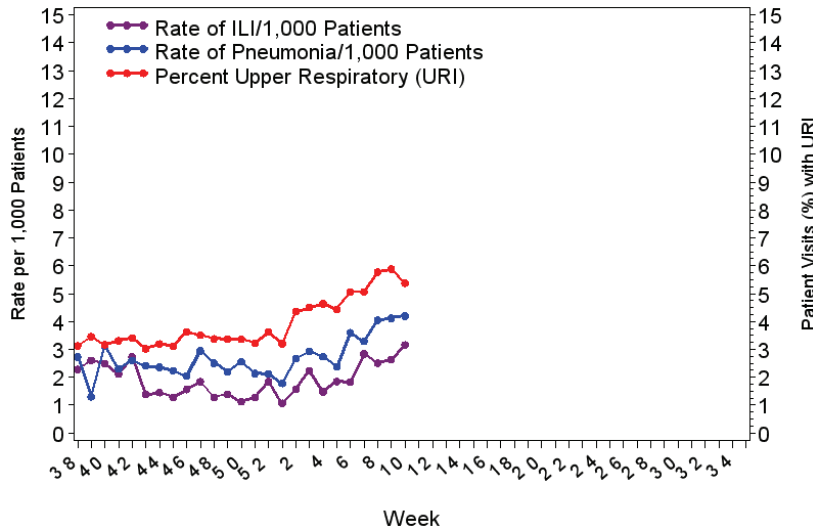
⁵Percent positivity based on data from Oregon's RSV Laboratory Surveillance System

Oregon Outpatient Influenza-Like Illness Surveillance Network (ILINet) 21MAR12
Percent of Outpatients with Influenza-like Illness (ILI)
2007-2008, 2008-2009, 2009-2010, 2010-2011, 2011-2012



Surveillance weeks run from Sunday through Saturday
Sentinel providers report the number of patients seen with influenza-like illness as well as total patients seen each week.

Oregon Outpatient ILI/URI/Pneumonia Surveillance, OCHIN 2011-2012



Categories are not mutually exclusive, and are based on ICD-9 diagnosis codes or combinations of codes.

ILINet: Oregon's Outpatient

Influenza-like Illness Surveillance Network: Oregon's outpatient influenza-like illness (ILI) network is comprised of 25 voluntary healthcare providers from all across Oregon who report the number of patients with influenza-like illness as well as total number of patient visits for each week during the surveillance season.

The percent of outpatients seen with ILI for Week 11 of 2012 was 1.95%, which is below Oregon's seasonal baseline.

Note: ILI is defined as fever ($\geq 100^{\circ}\text{F}$) and cough or sore throat. The average ILI reported during influenza weeks over the previous three seasons is 3.27% (although this figure is skewed upward by the H1N1 pandemic of 2009).

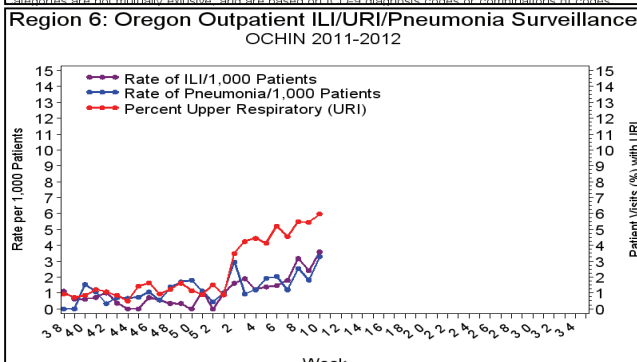
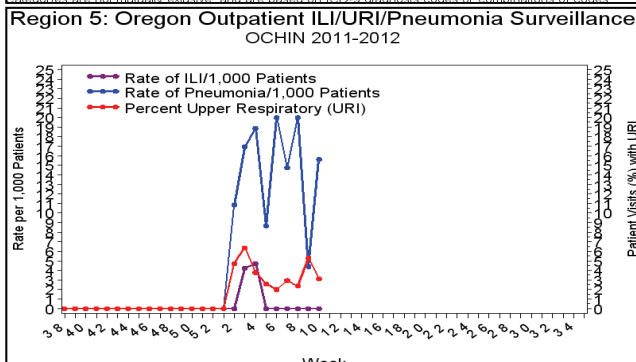
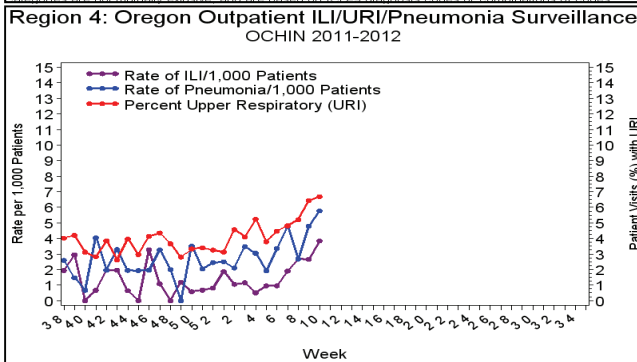
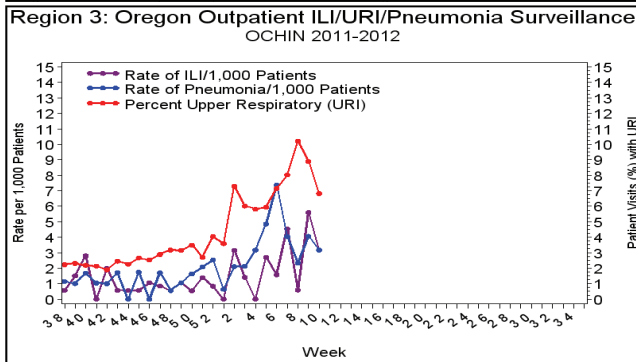
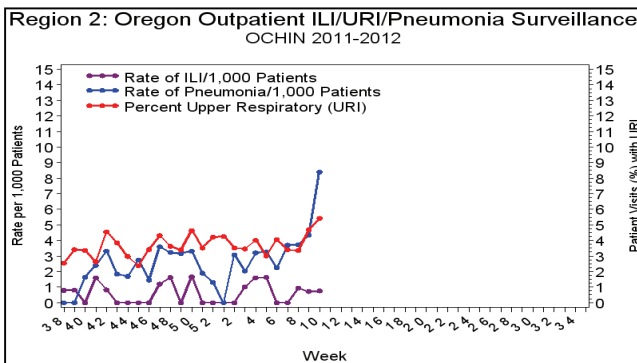
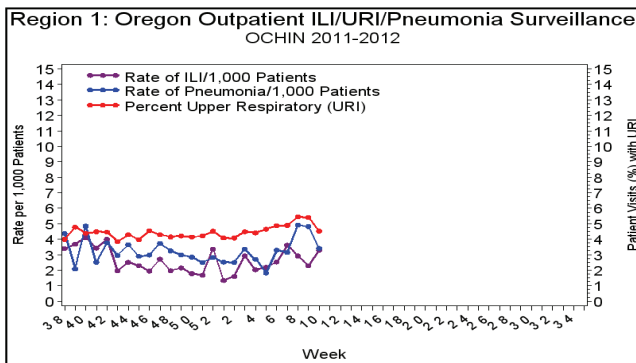
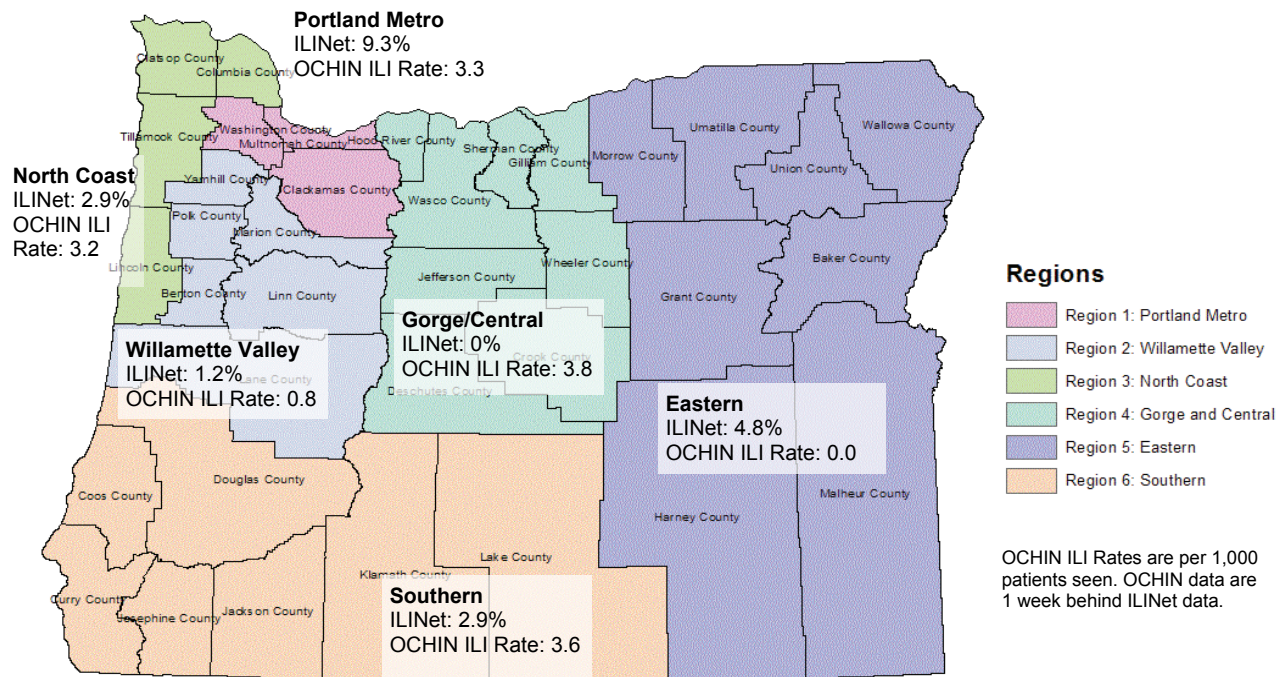
OCHIN Influenza-like Illness Surveillance:

Oregon Public Health Division also receives discharge diagnoses data from OCHIN Inc., a collaborative comprising 22 member organizations of federally qualified health centers (FQHC) and rural health centers in Oregon, representing 103 clinics throughout the state.

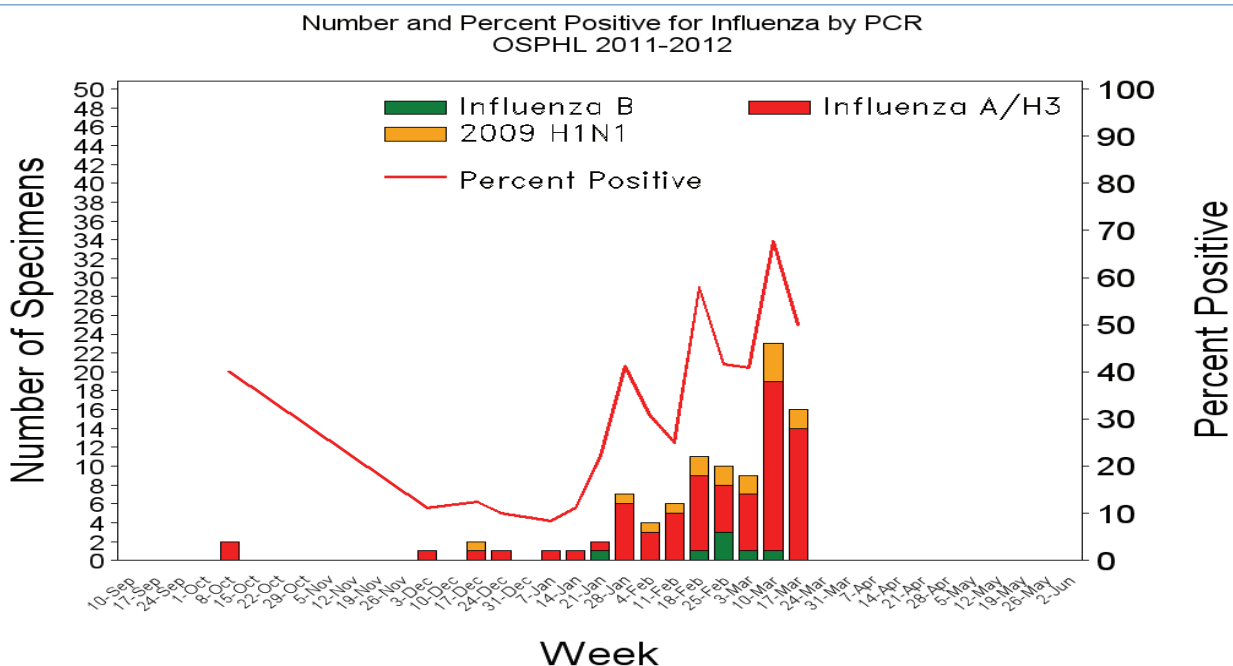
The rate of ILI per 1,000 OCHIN patients was 3.2 during Week 10, 2012.

Note: OCHIN reports of ILI are one week behind ILINet reports. Respiratory illness categories for OCHIN data are based on ICD-9 diagnostic codes.

ILI Activity by Region: ILINet (% ILI) and OCHIN (ILI Rate)



Laboratory Surveillance:



The Oregon State Public Health Laboratory (OSPHL) is performing influenza typing and sub-typing by PCR on specimens from the following groups of patients:

- Patients seen by Oregon Sentinel providers from ILINet & Influenza Incidence Surveillance Project (IISP).
- Patients hospitalized with influenza-like illness in the Portland Tri-County area (Multnomah, Clackamas and Washington counties) as part of the CDC-funded study, The Influenza Hospitalization Network (FluSurv-NET). We encourage submission of specimens to OSPHL even if rapid influenza tests are negative or have not been performed.
- Patients identified as part of an outbreak of respiratory illness. Please report clusters of respiratory illness to the on-call ACDP epidemiologist at (971-673-1111), who will then make decisions about the need for testing at the OSPHL.

Tables 1 and 2 show the current week and cumulative totals (since Oct. 1, 2011) for influenza and other respiratory virus specimens tested at OSPHL.

Table 1. Oregon State Public Health Laboratory Influenza Specimen Type and Subtype, 2011-12. *

	Current Week	Cumulative
Influenza A	16 (44.8%)	86 (27%)
2009 pH1N1	2 (6%)	14 (4.3%)
Seasonal A H3	14 (38.8%)	72 (22.3%)
Influenza B	0	7 (2%)
Pending	17	-
Undetected¹	20 (55.5%)	230 (71%)
Total Tested	36	323

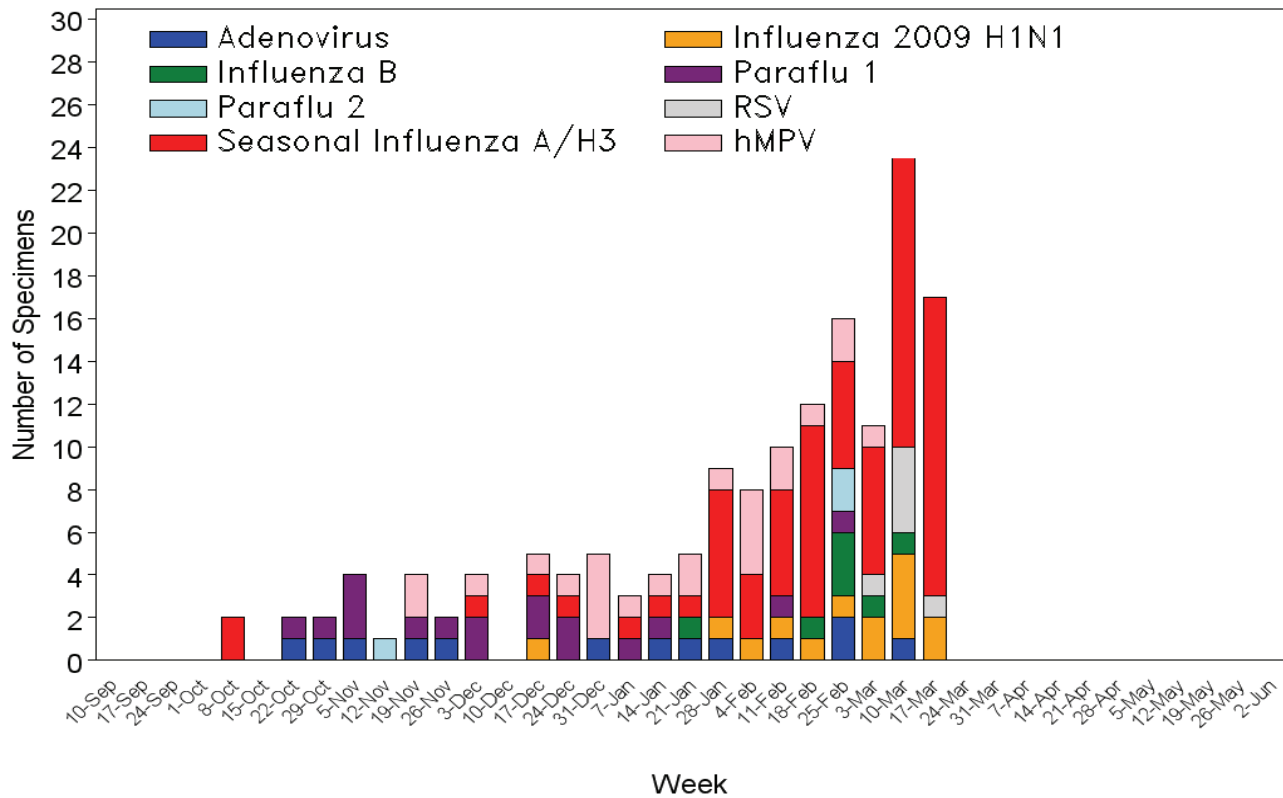
¹ Specimens where influenza not detected— other respiratory virus detection shown in Table 2. Includes PCR and culture positive labs.

Table 2. Oregon State Public Health Laboratory Non-Influenza Respiratory Viruses, 2011-12. *

	Current Week	Cumulative
Adenovirus	0	13 (5%)
Human Metapneumovirus	0	25 (9%)
Parainfluenza type 1	0	17 (6%)
Parainfluenza type 2	0	3 (1%)
Parainfluenza type 3	0	0
Respiratory Syncytial Virus	1 (4%)	6 (2%)
Total Tested	26	273

*Includes specimen testing from outbreaks, hospitalized cases, statewide ILINet sentinel provider surveillance, and the state Influenza Incidence Surveillance Project (IISP). Totals tested from Table 1 & 2 not mutually exclusive.

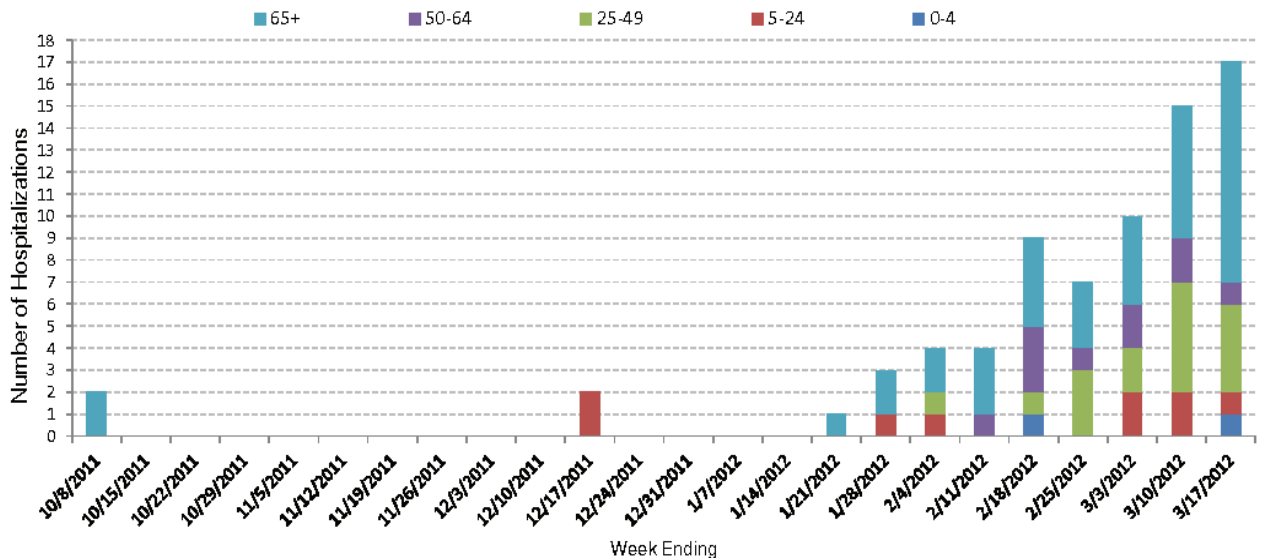
Viral Respiratory Pathogens Positive at OSPHL by Week, 2011-2012



Outbreaks: 2 lab-confirmed influenza A outbreaks have been reported so far for week 11 (March 11-17), both in long term care facilities. For the 2011-2012 season, three outbreaks have been reported for influenza.

Laboratory-Confirmed Influenza Associated Hospitalizations: Laboratory-confirmed influenza-associated hospitalizations are reported by hospitals in the Portland Tri-County area (Clackamas, Multnomah, and Washington counties) for all ages where patients are admitted to the hospital and have tested positive for influenza by rapid test, direct or indirect fluorescent antibody test, culture, PCR, or serology. **17 influenza-related hospitalizations were reported during Week 11, 2012.** 78 influenza-related hospitalizations have been reported so far during the 2011-2012 season. To report hospitalizations in the Portland Metro area, contact matthew.laidler@state.or.us

Portland Metro Area Influenza-Associated Hospitalizations, 2011-2012, by Week and Age Group



National Data

Due to state day 3/23/12, we have no new data for this week.

U.S. Virologic Surveillance: Of the 4,742 specimens tested by U.S. World Health Organization (WHO) and National Respiratory and Enteric Virus Surveillance System (NREVSS) collaborating laboratories and reported to CDC/Influenza Division, 1,099 (23.2%) were positive for influenza.

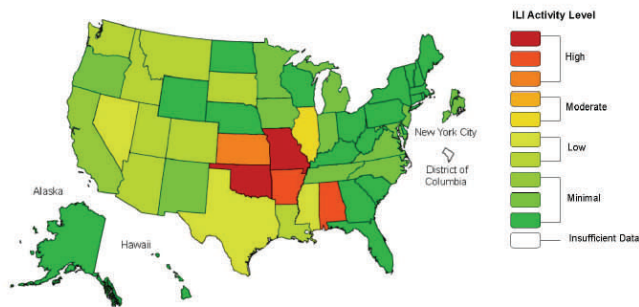
Pneumonia and Influenza (P&I) Mortality Surveillance: The proportion of deaths attributed to P&I was below the epidemic threshold.

Influenza-associated Pediatric Mortality: No influenza-associated pediatric deaths were reported.

Outpatient Illness Surveillance: The proportion of outpatient visits for influenza-like illness (ILI) was 2.2%, which is below the national baseline of 2.4%. Regions 5, 7, and 10 reported ILI above region-specific baseline levels. Five states experienced high ILI activity; 1 state experienced moderate ILI activity; 11 states experienced low ILI activity; New York City and 33 states experienced minimal ILI activity, and the District of Columbia had insufficient data to calculate ILI activity.

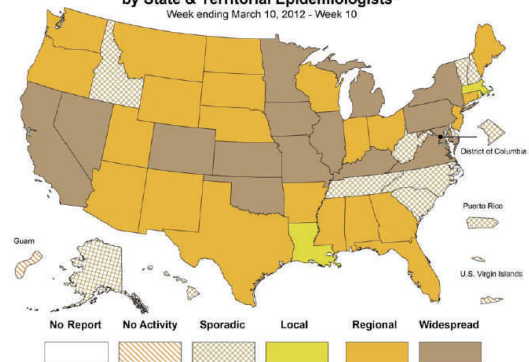
Geographic Spread of Influenza: Fifteen states reported widespread geographic activity; 22 states reported regional influenza activity; 3 states reported local activity; the District of Columbia, Puerto Rico, and 10 states reported sporadic activity, and Guam and the U.S. Virgin Islands reported no influenza activity.

Influenza-Like Illness (ILI) Activity Level Indicator Determined by Data Reported to ILINet
2011-12 Influenza Season Week 10 ending Mar 10, 2012



Map above left: This map uses the proportion of outpatient visits to ILINet sentinel providers for influenza-like illness to measure the ILI activity level within a state. It does not, however, measure the extent of geographic spread of flu within a state. Therefore, outbreaks occurring in a single city could cause the state to display high activity levels.

Weekly Influenza Activity Estimates Reported by State & Territorial Epidemiologists*
Week ending March 10, 2012 - Week 10



Map above Right: This map measures the geographic spread of influenza viruses, but does not measure the intensity of influenza activity.

Additional resources:

- For additional information on influenza testing guidelines for the 2011-12 season, go to: <http://healthoregon.org/flu/data> and select 'Influenza Testing'.
- For more information on influenza in Oregon please see: <http://www.flu.oregon.gov/>
- CDC Weekly Surveillance Report: <http://www.cdc.gov/flu/weekly>
- Quadrivalent (4th Vaccine Component) Recommendation: <http://www.fda.gov/NewsEvents/Newsroom/PressAnnouncements/ucm294057.htm>

Clinicians interested in becoming an ILINet sentinel provider:

Because Oregon has about 17 counties lacking sentinel flu surveillance, we need you: please either email Patricia Newman at Patricia.Newman@state.or.us, or telephone at 971-673-1076. Reporting is simple, includes free PCR testing, and helps us monitor influenza activity including emerging influenza strains.

Current Week's Data at a Glance: March 4 - 10, 2012 (Week 10)

Oregon Influenza-Like Illness (ILI) Activity Level¹	Minimal
Oregon Influenza Activity Geographic Spread²	Regional
Percent of outpatient visits for ILI	1.60%
Positive influenza tests³	13
Influenza-associated hospitalizations⁴	15
Reported ILI outbreaks	0
Influenza-associated pediatric mortality	0
Respiratory Syncytial Virus (RSV) activity⁵	26%

¹Based on proportion of outpatient visits—levels include minimal, low, moderate, and high

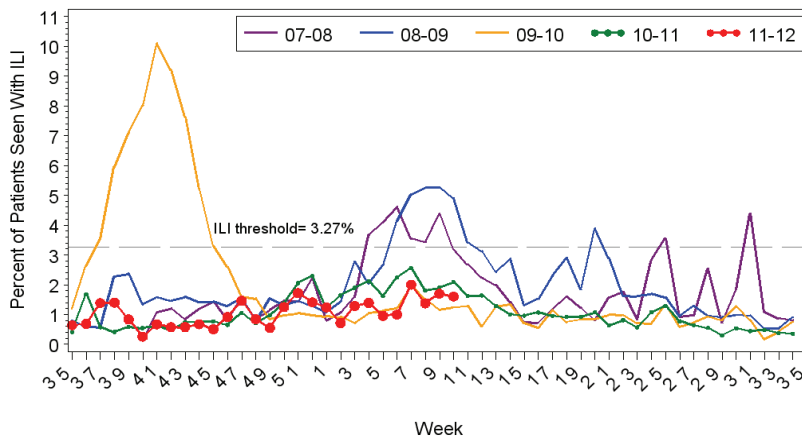
²Levels for geographic spread include no activity, sporadic, local, regional, and widespread

³Reported by state public health lab (OSPHL) from outbreaks, tri-county hospitalizations, and sentinel ILI surveillance; includes only current week positive tests

⁴Based on hospitalization surveillance in Clackamas, Multnomah, and Washington counties only.

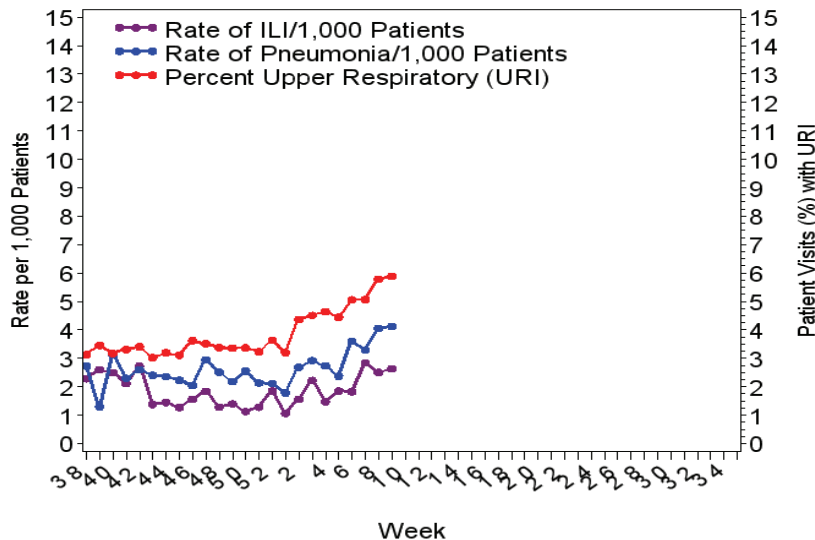
⁵Percent positivity based on data from Oregon's RSV Laboratory Surveillance System

Oregon Outpatient Influenza-Like Illness Surveillance Network (ILINet) 15MAR12
Percent of Outpatients with Influenza-like Illness (ILI)
2007-2008, 2008-2009, 2009-2010, 2010-2011, 2011-2012



Surveillance weeks run from Sunday through Saturday
Sentinel providers report the number of patients seen with influenza-like illness as well as total patients seen each week.

Oregon Outpatient ILI/URI/Pneumonia Surveillance, OCHIN 2011-2012



Categories are not mutually exclusive, and are based on ICD-9 diagnosis codes or combinations of codes.

ILINet: Oregon's Outpatient

Influenza-like Illness Surveillance Network: Oregon's outpatient influenza-like illness (ILI) network is comprised of 25 voluntary healthcare providers from all across Oregon who report the number of patients with influenza-like illness as well as total number of patient visits for each week during the surveillance season.

The percent of outpatients seen with ILI for Week 10 of 2012 was 1.60%, which is below Oregon's seasonal baseline.

Note: ILI is defined as fever ($\geq 100^{\circ}\text{F}$) and cough or sore throat. The average ILI reported during influenza weeks over the previous three seasons is 3.27% (although this figure is skewed upward by the H1N1 pandemic of 2009).

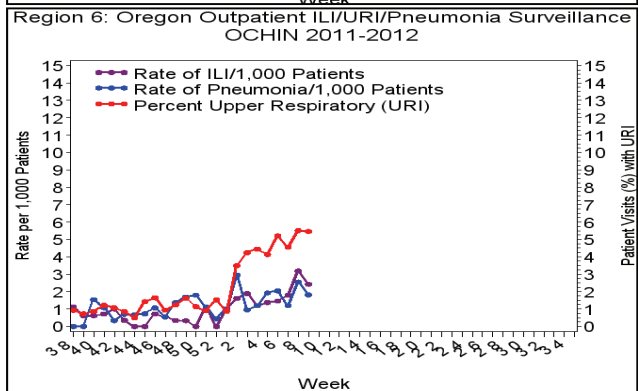
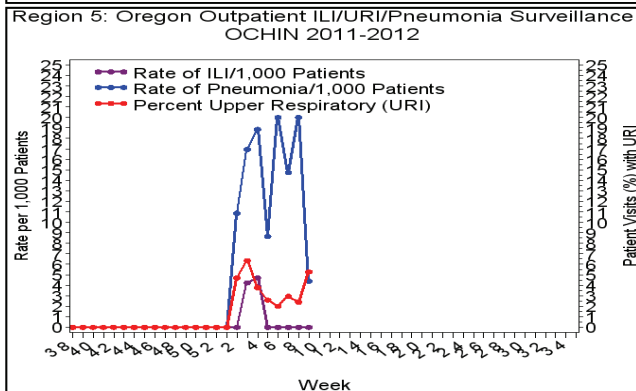
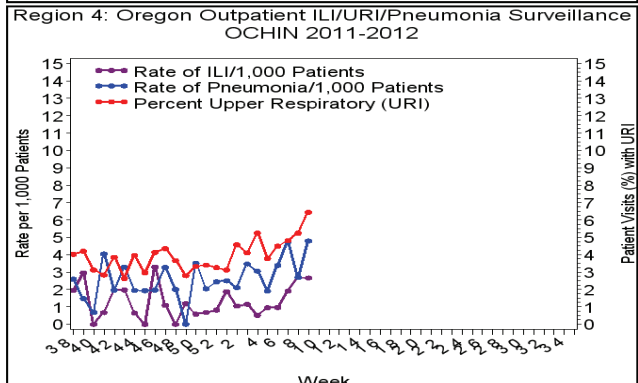
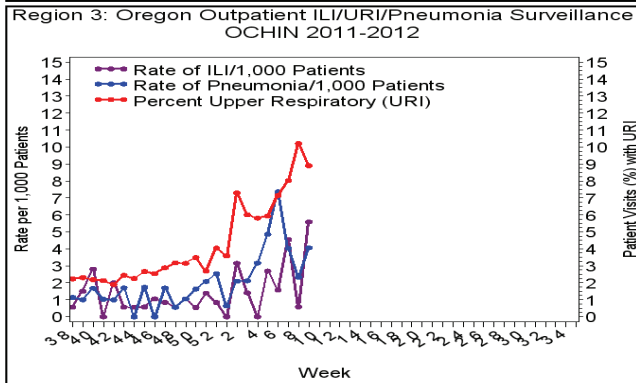
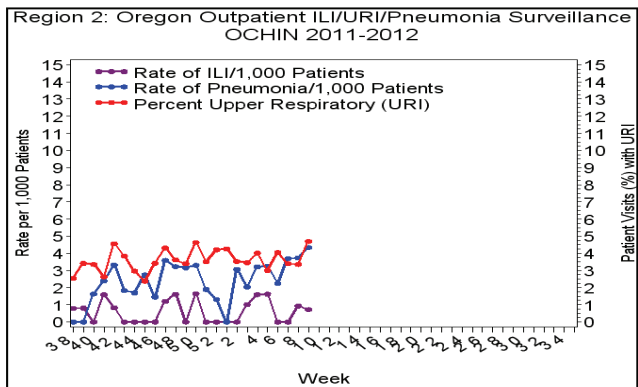
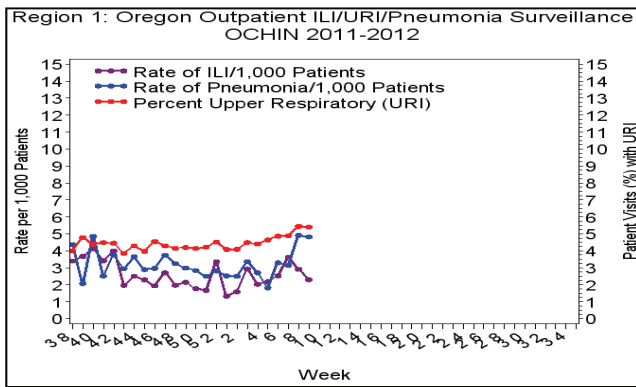
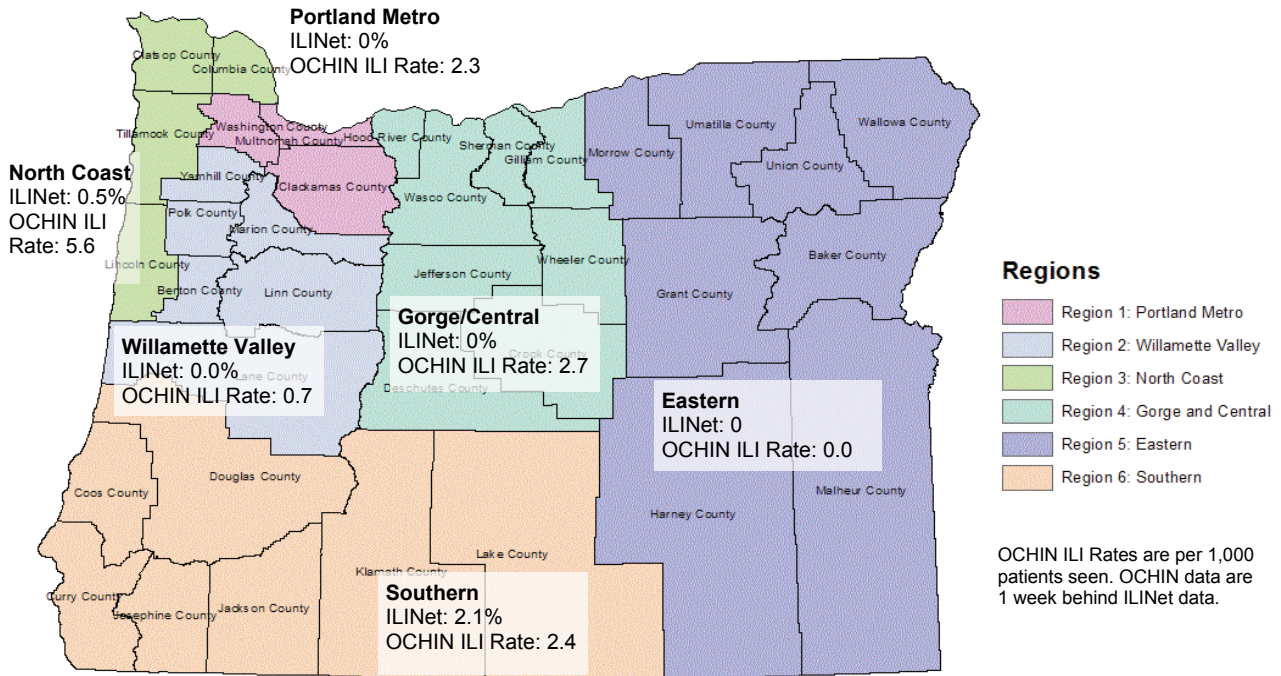
OCHIN Influenza-like Illness Surveillance:

Oregon Public Health Division also receives discharge diagnoses data from OCHIN Inc., a collaborative comprising 22 member organizations of federally qualified health centers (FQHC) and rural health centers in Oregon, representing 103 clinics throughout the state.

The rate of ILI per 1,000 OCHIN patients was 2.6 during Week 09, 2012.

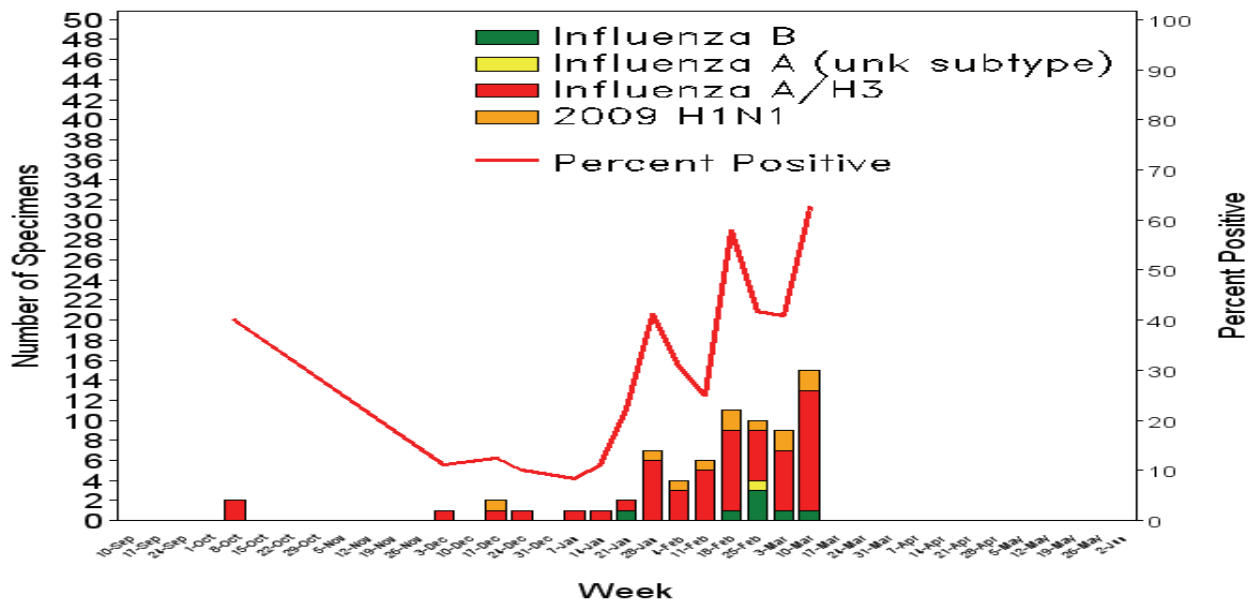
Note: OCHIN reports of ILI are one week behind ILINet reports. Respiratory illness categories for OCHIN data are based on ICD-9 diagnostic codes.

ILI Activity by Region: ILINet (% ILI) and OCHIN (ILI Rate)



Laboratory Surveillance:

Number and Percent Positive for Influenza by PCR
OSPHL 2011-2012



The Oregon State Public Health Laboratory (OSPHL) is performing influenza typing and sub-typing by PCR on specimens from the following groups of patients:

- Patients seen by Oregon Sentinel providers from ILINet & Influenza Incidence Surveillance Project (IISP).
- Patients hospitalized with influenza-like illness in the Portland Tri-County area (Multnomah, Clackamas and Washington counties) as part of the CDC-funded study, The Influenza Hospitalization Network (FluSurv-NET). We encourage submission of specimens to OSPHL even if rapid influenza tests are negative or have not been performed.
- Patients identified as part of an outbreak of respiratory illness. Please report clusters of respiratory illness to the on-call ACDP epidemiologist at (971-673-1111), who will then make decisions about the need for testing at the OSPHL.

Tables 1 and 2 show the current week and cumulative totals (since Oct. 1, 2011) for influenza and other respiratory virus specimens tested at OSPHL.

Table 1. Oregon State Public Health Laboratory Influenza Specimen Type and Subtype, 2011-12. *

	Current Week	Cumulative
Influenza A	12 (46%)	62 (22%)
2009 pH1N1	2 (8%)	10 (4%)
Seasonal A H3	10 (38%)	52 (19%)
Influenza B	1 (4%)	7 (3%)
Pending	6 (23%)	-
Undetected¹	7 (27%)	207 (75%)
Total Tested	26	276

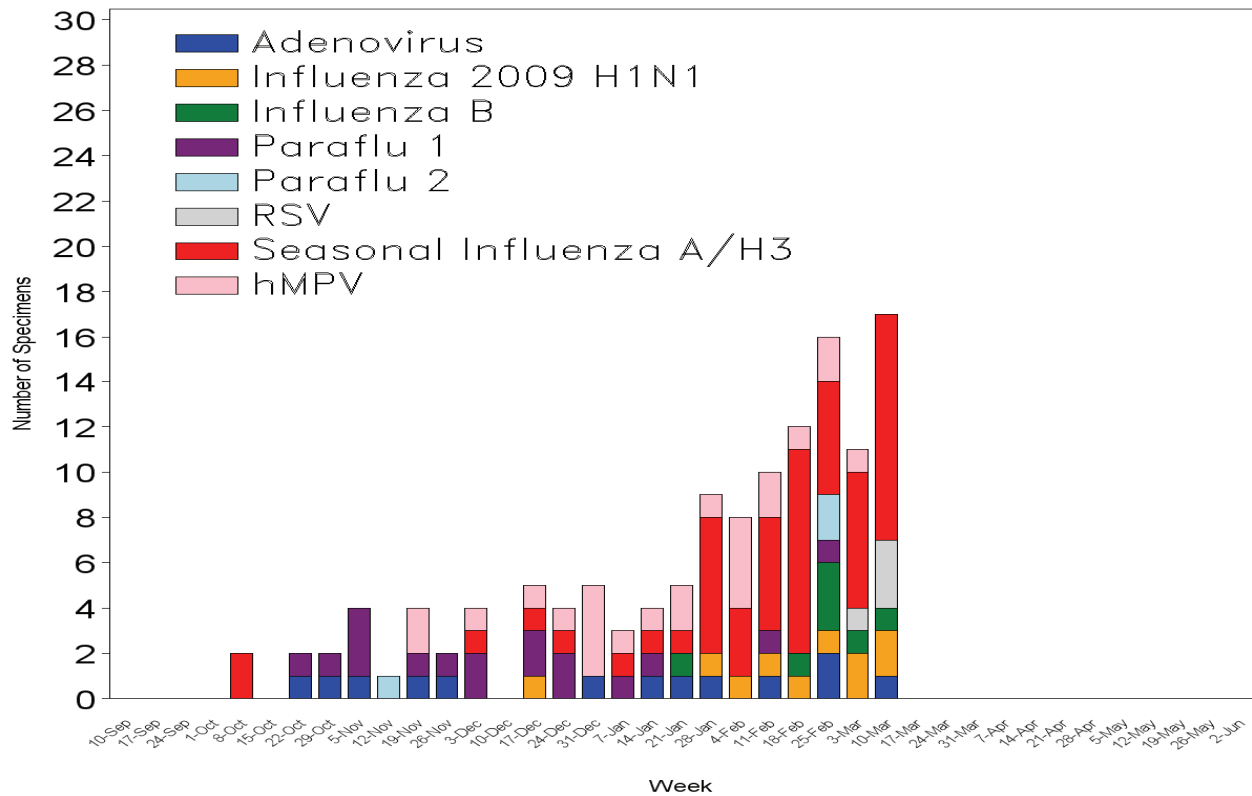
¹ Specimens where influenza not detected— other respiratory virus detection shown in Table 2. Includes PCR and culture positive labs.

Table 2. Oregon State Public Health Laboratory Non-Influenza Respiratory Viruses, 2011-12. *

	Current Week	Cumulative
Adenovirus	1 (5%)	13 (5%)
Human Metapneumovirus	0	24 (10%)
Parainfluenza type 1	0	17 (7%)
Parainfluenza type 2	0	3 (1%)
Parainfluenza type 3	0	0
Respiratory Syncytial Virus	3 (16%)	4 (2%)
Total Tested	19	244

*Includes specimen testing from outbreaks, hospitalized cases, statewide ILINet sentinel provider surveillance, and the state Influenza Incidence Surveillance Project (IISP). Totals tested from Table 1 & 2 not mutually exclusive.

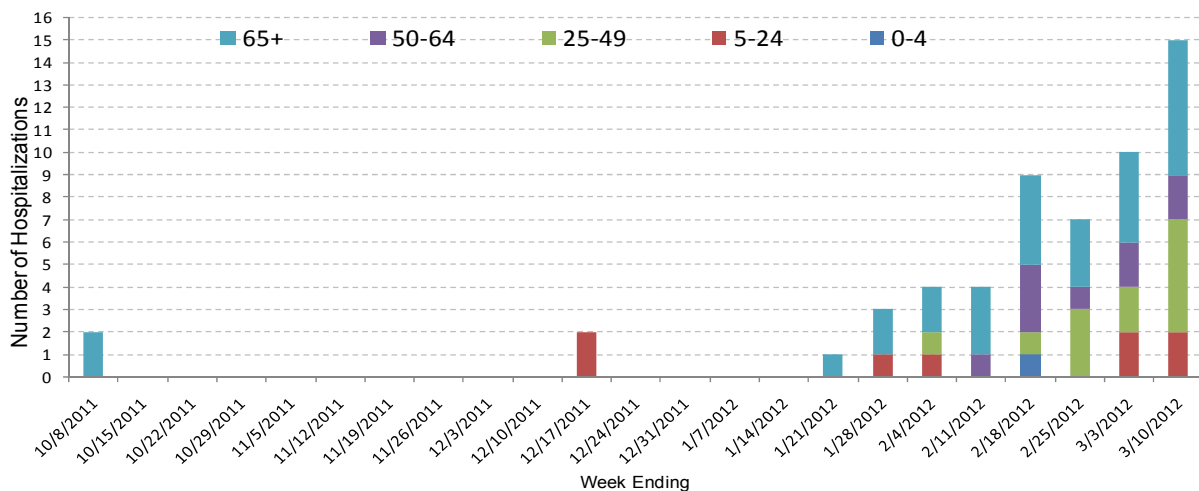
Viral Respiratory Pathogens Positive at OSPHL by Week, 2011-2012



Outbreaks: There were no outbreaks reported for week 10. However, 2 lab-confirmed influenza A outbreaks have been reported so far for week 11 (March 11-17), both in long term care facilities.

Laboratory-Confirmed Influenza Associated Hospitalizations: Laboratory-confirmed influenza-associated hospitalizations are reported by hospitals in the Portland Tri-County area (Clackamas, Multnomah, and Washington counties) for all ages where patients are admitted to the hospital and have tested positive for influenza by rapid test, direct or indirect fluorescent antibody test, culture, PCR, or serology. **15 influenza-related hospitalizations were reported during Week 10, 2012.** 61 influenza-related hospitalizations have been reported so far during the 2011-2012 season. To report hospitalizations in the Portland Metro area, contact matthew.laidler@state.or.us

Portland Metro Area Influenza-Associated Hospitalizations, 2011-2012, by Week and Age Group



National Data

U.S. Virologic Surveillance: Of the 4,742 specimens tested by U.S. World Health Organization (WHO) and National Respiratory and Enteric Virus Surveillance System (NREVSS) collaborating laboratories and reported to CDC/Influenza Division, 1,099 (23.2%) were positive for influenza.

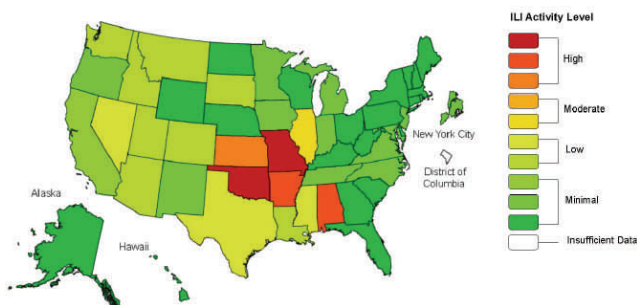
Pneumonia and Influenza (P&I) Mortality Surveillance: The proportion of deaths attributed to P&I was below the epidemic threshold.

Influenza-associated Pediatric Mortality: No influenza-associated pediatric deaths were reported.

Outpatient Illness Surveillance: The proportion of outpatient visits for influenza-like illness (ILI) was 2.2%, which is below the national baseline of 2.4%. Regions 5, 7, and 10 reported ILI above region-specific baseline levels. Five states experienced high ILI activity; 1 state experienced moderate ILI activity; 11 states experienced low ILI activity; New York City and 33 states experienced minimal ILI activity, and the District of Columbia had insufficient data to calculate ILI activity.

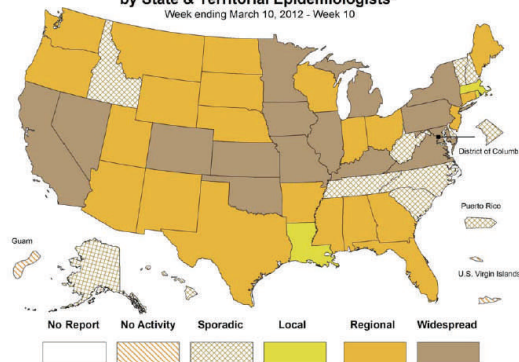
Geographic Spread of Influenza: Fifteen states reported widespread geographic activity; 22 states reported regional influenza activity; 3 states reported local activity; the District of Columbia, Puerto Rico, and 10 states reported sporadic activity, and Guam and the U.S. Virgin Islands reported no influenza activity.

Influenza-Like Illness (ILI) Activity Level Indicator Determined by Data Reported to ILINet
2011-12 Influenza Season Week 10 ending Mar 10, 2012



Map above left: This map uses the proportion of outpatient visits to ILINet sentinel providers for influenza-like illness to measure the ILI activity level within a state. It does not, however, measure the extent of geographic spread of flu within a state. Therefore, outbreaks occurring in a single city could cause the state to display high activity levels.

Weekly Influenza Activity Estimates Reported by State & Territorial Epidemiologists*
Week ending March 10, 2012 - Week 10



Map above Right: This map measures the geographic spread of influenza viruses, but does not measure the intensity of influenza activity.

Additional resources:

- For additional information on influenza testing guidelines for the 2011-12 season, go to: <http://healthoregon.org/fludata> and select 'Influenza Testing'.
- For more information on influenza in Oregon please see: <http://www.flu.oregon.gov/>
- CDC Weekly Surveillance Report: <http://www.cdc.gov/flu/weekly>
- Quadrivalent (4th Vaccine Component) Recommendation: <http://www.fda.gov/NewsEvents/Newsroom/PressAnnouncements/ucm294057.htm>

Clinicians interested in becoming an ILINet sentinel provider:

Because Oregon has about 17 counties lacking sentinel flu surveillance, we need you: please either email Patricia Newman at Patricia.Newman@state.or.us, or telephone at 971-673-1076. Reporting is simple, includes free PCR testing, and helps us monitor influenza activity including emerging influenza strains.

Current Week's Data at a Glance: March 03, 2012 (Week 09)

Oregon Influenza-Like Illness (ILI) Activity Level¹	Minimal
Oregon Influenza Activity Geographic Spread²	Regional
Percent of outpatient visits for ILI	1.69%
Positive influenza tests³	7
Influenza-associated hospitalizations⁴	10
Reported ILI outbreaks	1 (Lab-confirmed Influenza A)
Influenza-associated pediatric mortality	0
Respiratory Syncytial Virus (RSV) activity⁵	27%

¹Based on proportion of outpatient visits—levels include minimal, low, moderate, and high

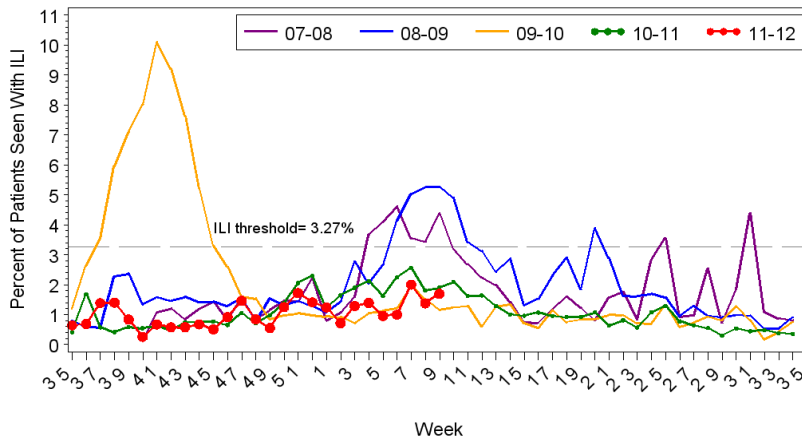
²Levels for geographic spread include no activity, sporadic, local, regional, and widespread

³Reported by state public health lab (OSPHL) from outbreaks, tri-county hospitalizations, and sentinel ILI surveillance; includes only current week positive tests

⁴Based on hospitalization surveillance in Clackamas, Multnomah, and Washington counties only.

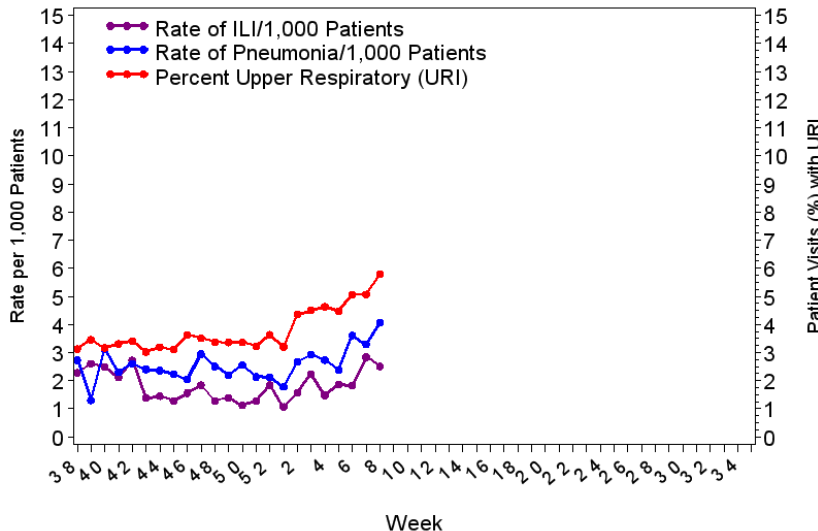
⁵Percent positivity based on data from Oregon's RSV Laboratory Surveillance System

Oregon Outpatient Influenza-Like Illness Surveillance Network (ILINet) 08MAR12
Percent of Outpatients with Influenza-like Illness (ILI)
2007-2008, 2008-2009, 2009-2010, 2010-2011, 2011-2012



Surveillance weeks run from Sunday through Saturday
Sentinel providers report the number of patients seen with influenza-like illness as well as total patients seen each week.

Oregon Outpatient ILI/URI/Pneumonia Surveillance, OCHIN 2011-2012



Categories are not mutually exclusive, and are based on ICD-9 diagnosis codes or combinations of codes.

ILINet: Oregon's Outpatient Influenza-like Illness Surveillance Network

Oregon's outpatient influenza-like illness (ILI) network is comprised of 25 voluntary healthcare providers from all across Oregon who report the number of patients with influenza-like illness as well as total number of patient visits for each week during the surveillance season.

The percent of outpatients seen with ILI for Week 09 of 2012 was 1.69%, which is below Oregon's seasonal baseline.

Note: ILI is defined as fever ($\geq 100^{\circ}\text{F}$) and cough or sore throat. The average ILI reported during influenza weeks over the previous three seasons is 3.27% (although this figure is skewed upward by the H1N1 pandemic of 2009).

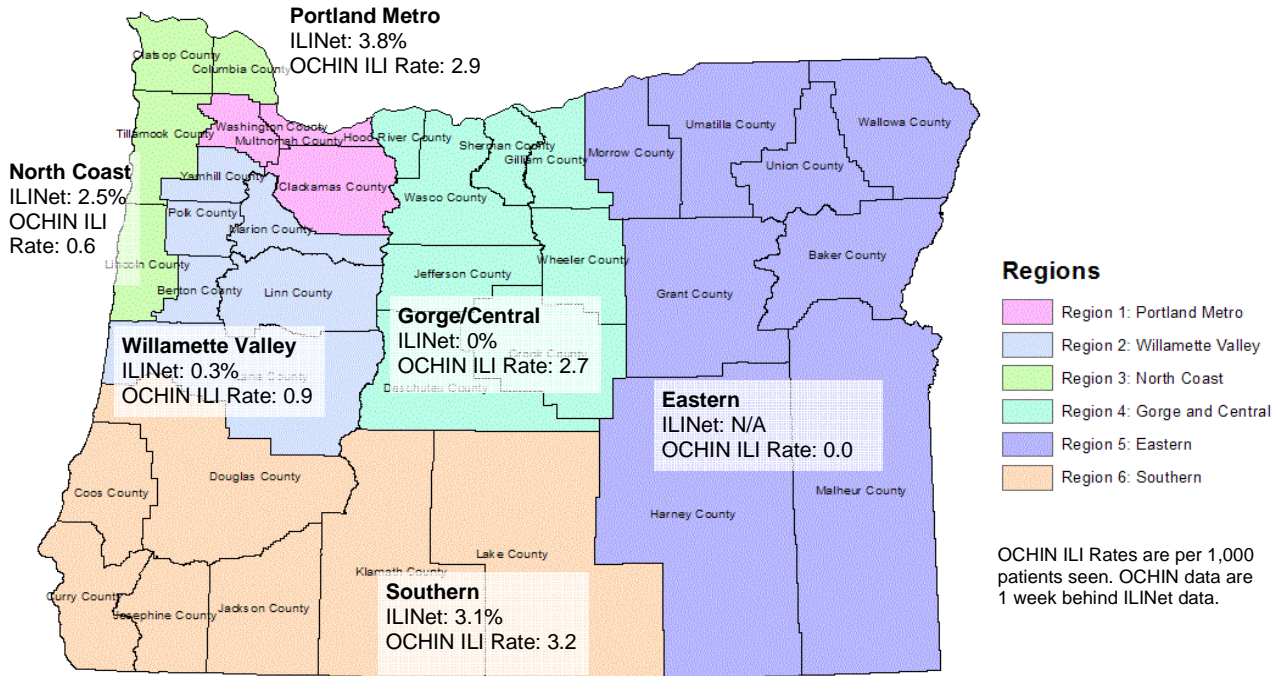
OCHIN Influenza-like Illness Surveillance

Oregon Public Health Division also receives discharge diagnoses data from OCHIN Inc., a collaborative comprising 22 member organizations of federally qualified health centers (FQHC) and rural health centers in Oregon, representing 103 clinics throughout the state.

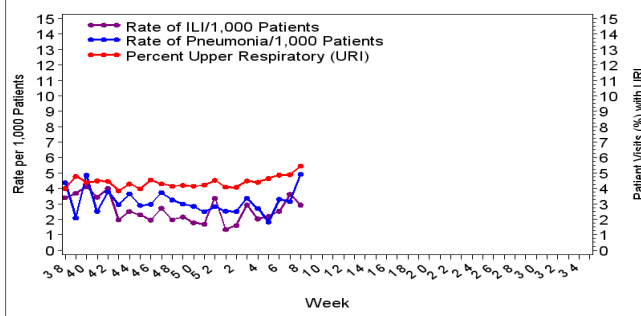
The rate of ILI per 1,000 OCHIN patients was 2.5 during Week 08, 2012.

Note: OCHIN reports of ILI are one week behind ILINet reports. Respiratory illness categories for OCHIN data are based on ICD-9 diagnostic codes.

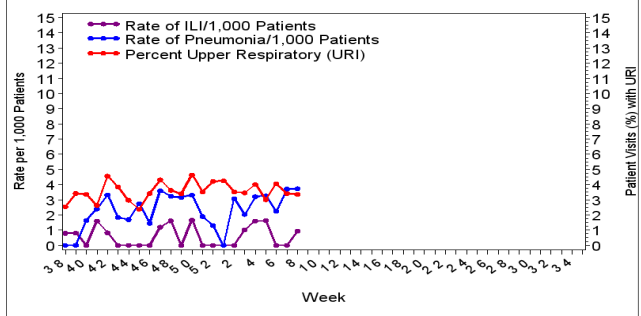
ILI Activity by Region: ILINet (% ILI) and OCHIN (ILI Rate)



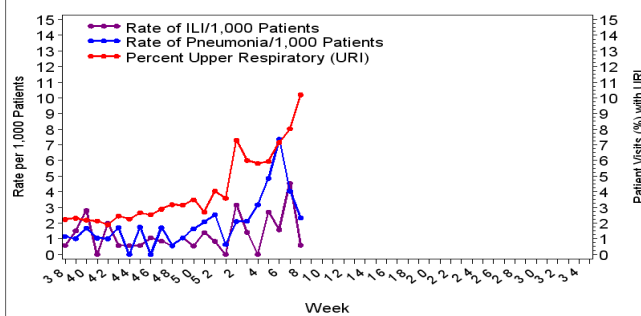
Region 1: Oregon Outpatient ILI/URI/Pneumonia Surveillance
OCHIN 2011-2012



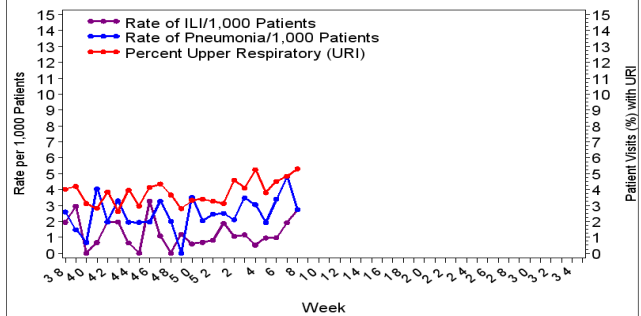
Region 2: Oregon Outpatient ILI/URI/Pneumonia Surveillance
OCHIN 2011-2012



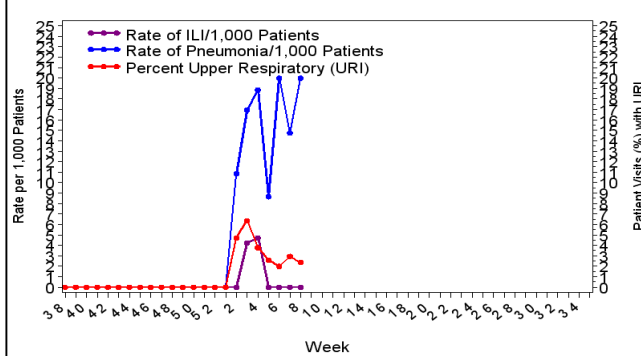
Region 3: Oregon Outpatient ILI/URI/Pneumonia Surveillance
OCHIN 2011-2012



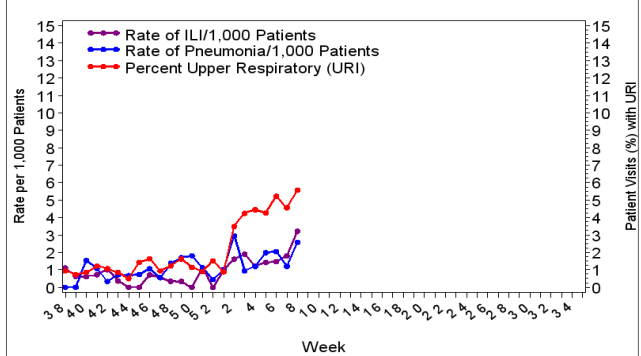
Region 4: Oregon Outpatient ILI/URI/Pneumonia Surveillance
OCHIN 2011-2012



Region 5: Oregon Outpatient ILI/URI/Pneumonia Surveillance
OCHIN 2011-2012

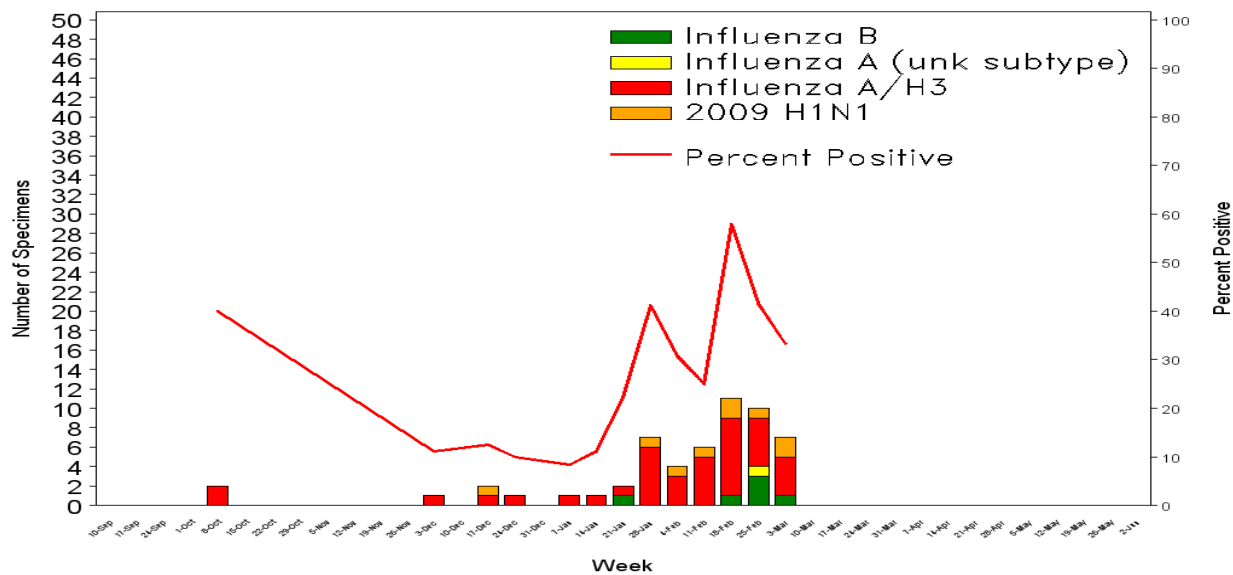


Region 6: Oregon Outpatient ILI/URI/Pneumonia Surveillance
OCHIN 2011-2012

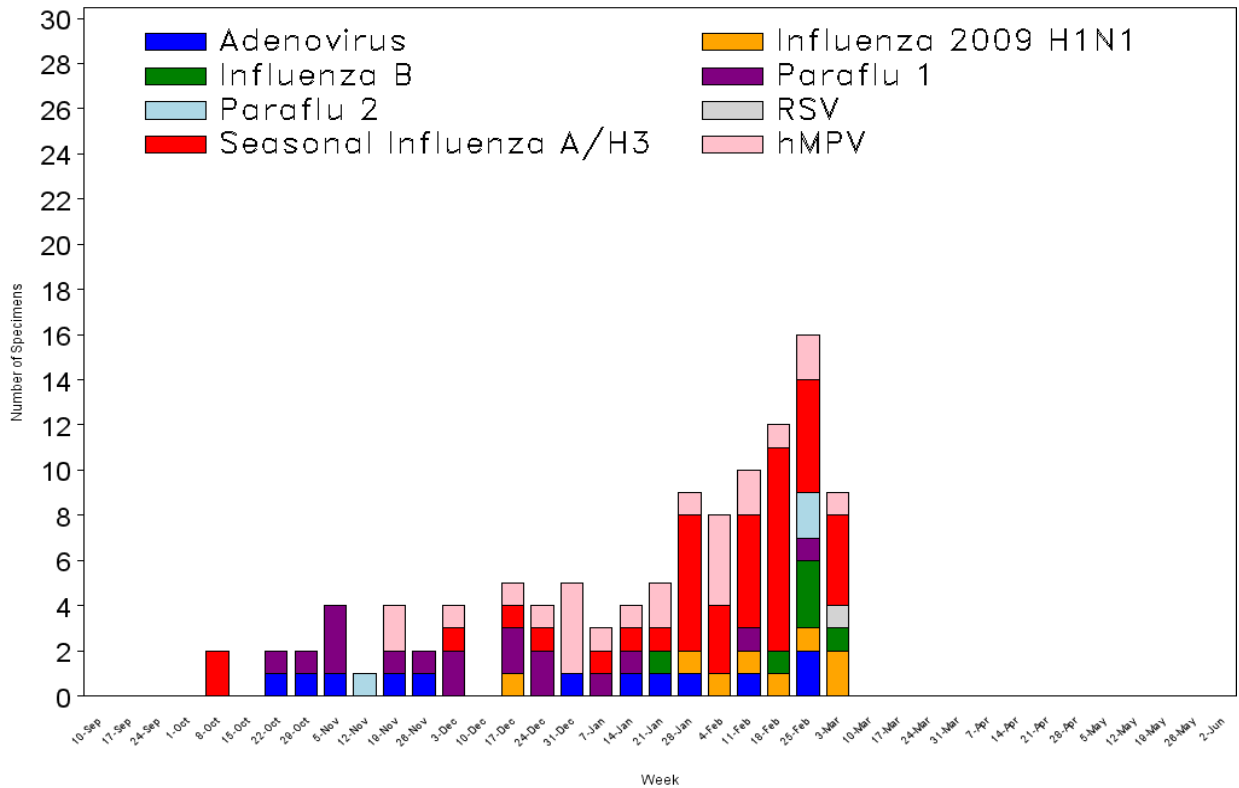


Laboratory Surveillance:

Number and Percent Positive for Influenza by PCR
OSPHL 2011-2012



Viral Respiratory Pathogens Positive at OSPHL by Week, 2011-2012

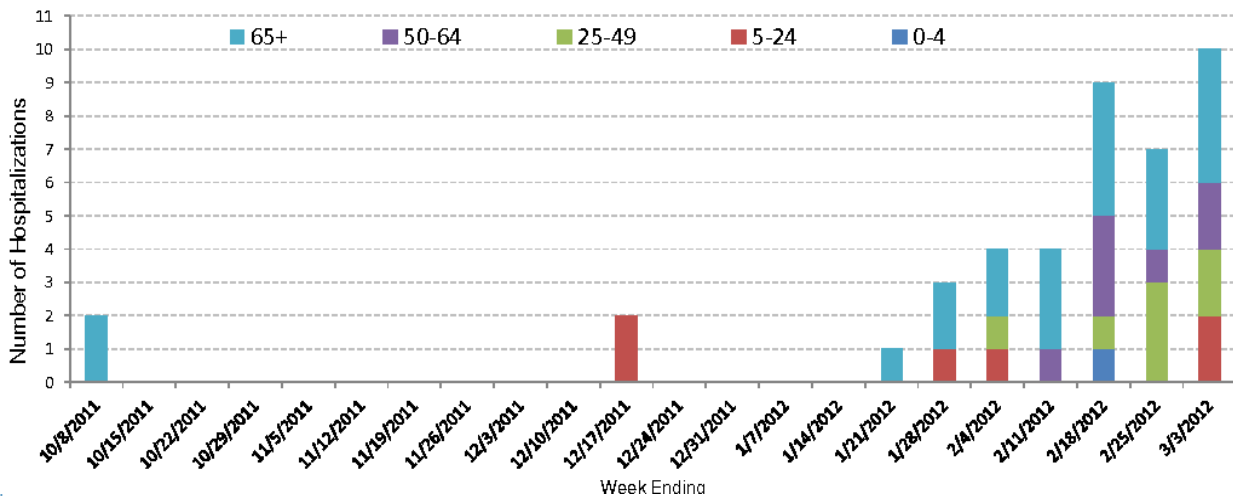


Outbreaks: There was one outbreak reported for week 9. A confirmed influenza outbreak reported from Curry County resulted in two hospitalizations, with 3 confirmed cases of influenza A (not subtyped).

Laboratory-Confirmed Influenza Associated Hospitalizations: Laboratory-confirmed influenza-associated hospitalizations are reported by hospitals in the Portland Tri-County area (Clackamas, Multnomah, and Washington counties) for all ages where patients are admitted to the hospital and have tested positive for influenza by rapid test, direct or indirect fluorescent antibody test, culture, PCR, or serology. **10 influenza-related hospitalizations were reported during Week 09, 2012.** 42 influenza-related hospitalizations have been reported so far during the 2011-2012 season.

To report hospitalizations in the Portland Metro area, contact matthew.laidler@state.or.us

Portland Metro Area Influenza-Associated Hospitalizations, 2011-2012, by Week and Age Group



National Data

National Summary:

U.S. Virologic Surveillance: Of the 4,776 specimens tested by U.S. World Health Organization (WHO) and National Respiratory and Enteric Virus Surveillance System (NREVSS) collaborating laboratories and reported to CDC/Influenza Division, 1,019 (21.3%) were positive for influenza.

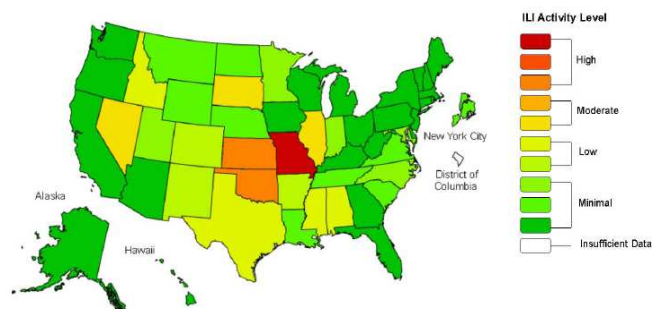
Pneumonia and Influenza (P&I) Mortality Surveillance: The proportion of deaths attributed to P&I was below the epidemic threshold.

Influenza-associated Pediatric Mortality: One influenza-associated pediatric death was reported and was associated with a seasonal influenza A (H3) virus.

Outpatient Illness Surveillance: The proportion of outpatient visits for influenza-like illness (ILI) was 2.0%, which is below the national baseline of 2.4%. Regions 5 and 7 reported ILI above region-specific baseline levels. Three states experienced high ILI activity; 3 states experienced moderate ILI activity; 7 states experienced low ILI activity; New York City and 37 states experienced minimal ILI activity, and the District of Columbia had insufficient data.

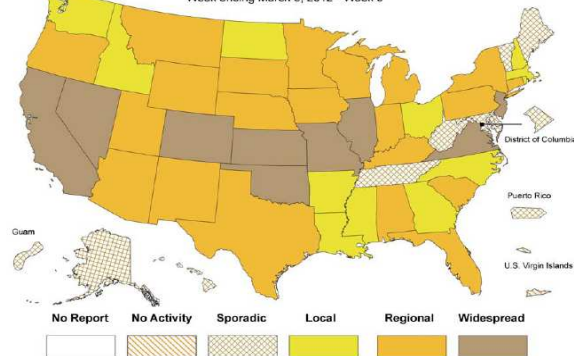
Geographic Spread of Influenza: Nine states reported widespread geographic activity; 21 states reported regional influenza activity; 12 states reported local activity; the District of Columbia, Guam, Puerto Rico, and 8 states reported sporadic activity, and the U.S. Virgin Islands reported no influenza activity.

Influenza-Like Illness (ILI) Activity Level Indicator Determined by Data Reported to ILINet
2011-12 Influenza Season Week 9 ending Mar 03, 2012



Map above left: This map uses the proportion of outpatient visits to ILINet sentinel providers for influenza-like illness to measure the ILI activity level within a state. It does not, however, measure the extent of geographic spread of flu within a state. Therefore, outbreaks occurring in a single city could cause the state to display high activity levels.

Weekly Influenza Activity Estimates Reported by State & Territorial Epidemiologists*
Week ending March 3, 2012 - Week 9



Map above Right: This map measures the geographic spread of influenza viruses, but does not measure the intensity of influenza activity.

Additional resources:

- For additional information on influenza testing guidelines for the 2011-12 season, go to: <http://healthoregon.org/fludata> and select 'Influenza Testing'.
- For more information on influenza in Oregon please see: <http://www.flu.oregon.gov/>
- CDC Weekly Surveillance Report: <http://www.cdc.gov/flu/weekly>
- Quadrivalent (4th Vaccine Component) Recommendation: <http://www.fda.gov/NewsEvents/Newsroom/PressAnnouncements/ucm294057.htm>
- Bat influenza: <http://www.cdc.gov/flu/about/viruses/bat-flu.htm>

Clinicians interested in becoming an ILINet sentinel provider:

Because Oregon has about 17 counties lacking sentinel flu surveillance, we need you: please either email Patricia Newman at Patricia.Newman@state.or.us, or telephone at 971-673-1076. Reporting is simple, includes free PCR testing, and helps us monitor influenza activity including emerging influenza strains.

Current Week's Data at a Glance: February 19 - 25, 2012 (Week 08)

Oregon Influenza-Like Illness (ILI) Activity Level¹	Minimal
Oregon Influenza Activity Geographic Spread²	Local
Percent of outpatient visits for ILI	1.35%
Positive influenza tests³	8
Influenza-associated hospitalizations⁴	6
Reported ILI outbreaks	0
Influenza-associated pediatric mortality	0
Respiratory Syncytial Virus (RSV) activity⁵	22%

¹Based on proportion of outpatient visits—levels include minimal, low, moderate, and high

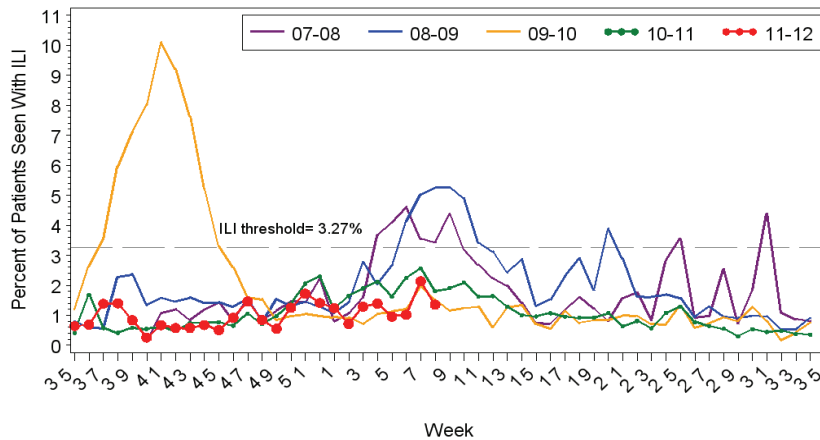
²Levels for geographic spread include no activity, sporadic, local, regional, and widespread

³Reported by state public health lab (OSPHL) from outbreaks, tri-county hospitalizations, and sentinel ILI surveillance; includes only current week positive tests

⁴Based on hospitalization surveillance in Clackamas, Multnomah, and Washington counties only.

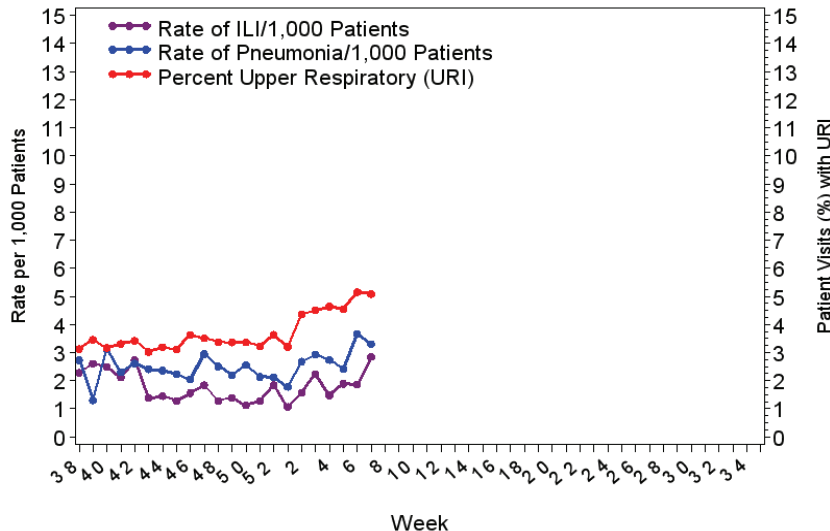
⁵Percent positivity based on data from Oregon's RSV Laboratory Surveillance System

Oregon Outpatient Influenza-Like Illness Surveillance Network (ILINet) 02MAR12
Percent of Outpatients with Influenza-like Illness (ILI)
2007-2008, 2008-2009, 2009-2010, 2010-2011, 2011-2012



Surveillance weeks run from Sunday through Saturday
Sentinel providers report the number of patients seen with influenza-like illness as well as total patients seen each week.

Oregon Outpatient ILI/URI/Pneumonia Surveillance, OCHIN 2011-2012



Categories are not mutually exclusive, and are based on ICD-9 diagnosis codes or combinations of codes.

ILINet: Oregon's Outpatient

Influenza-like Illness Surveillance Network: Oregon's outpatient influenza-like illness (ILI) network is comprised of 25 voluntary healthcare providers from all across Oregon who report the number of patients with influenza-like illness as well as total number of patient visits for each week during the surveillance season.

The percent of outpatients seen with ILI for Week 08 of 2012 was 1.35%, which is below Oregon's seasonal baseline.

Note: ILI is defined as fever ($\geq 100^{\circ}\text{F}$) and cough or sore throat. The average ILI reported during influenza weeks over the previous three seasons is 3.27% (although this figure is skewed upward by the H1N1 pandemic of 2009).

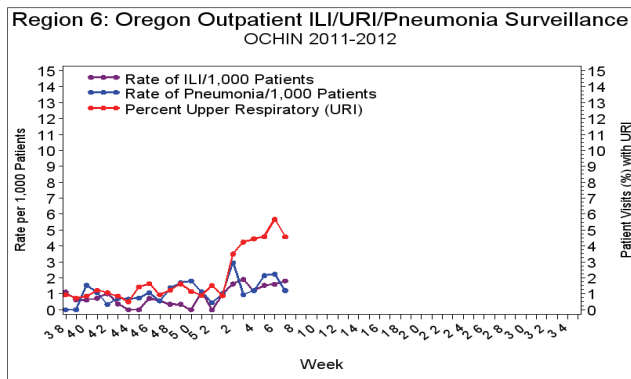
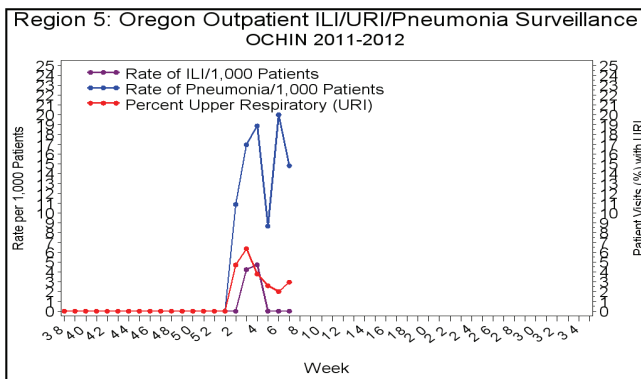
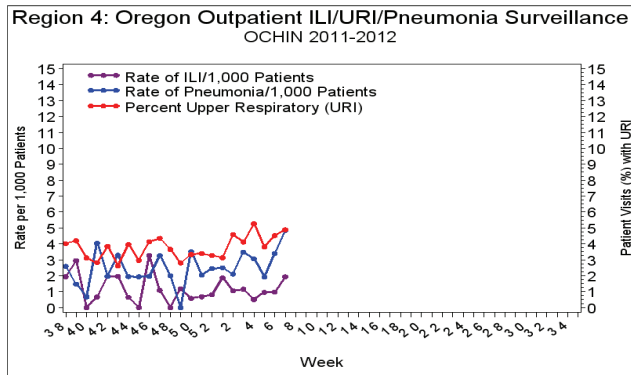
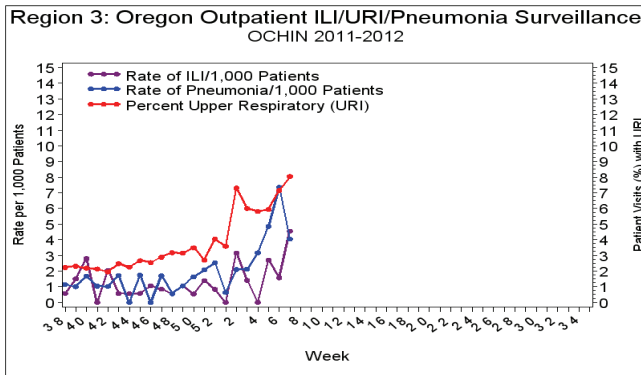
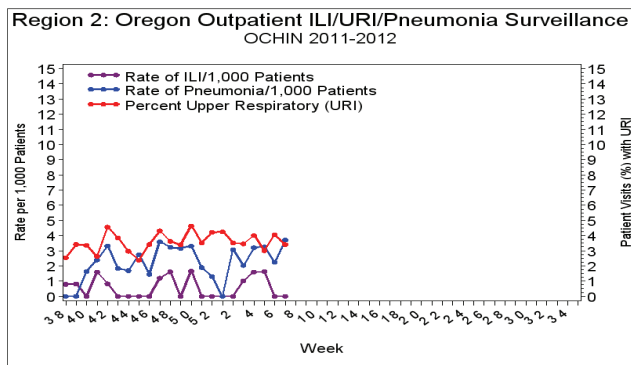
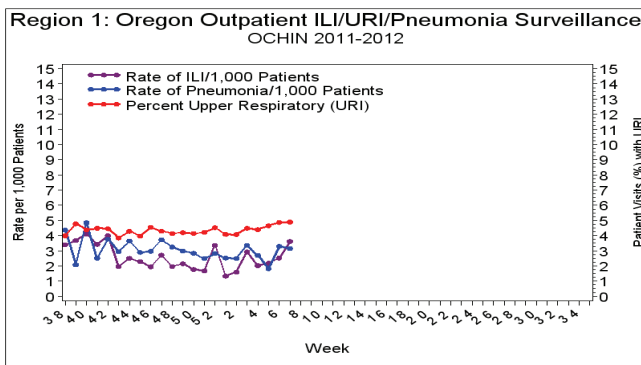
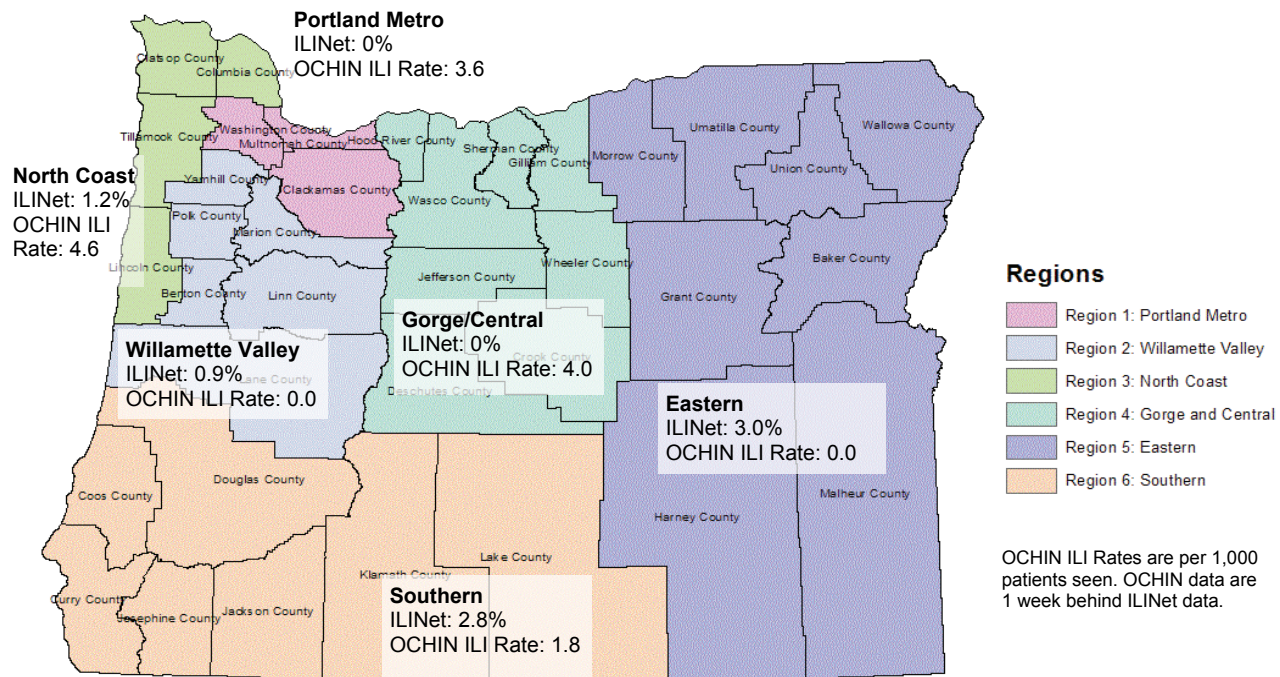
OCHIN Influenza-like Illness Surveillance:

Oregon Public Health Division also receives discharge diagnoses data from OCHIN Inc., a collaborative comprising 22 member organizations of federally qualified health centers (FQHC) and rural health centers in Oregon, representing 103 clinics throughout the state.

The rate of ILI per 1,000 OCHIN patients was 2.9 during Week 07, 2012.

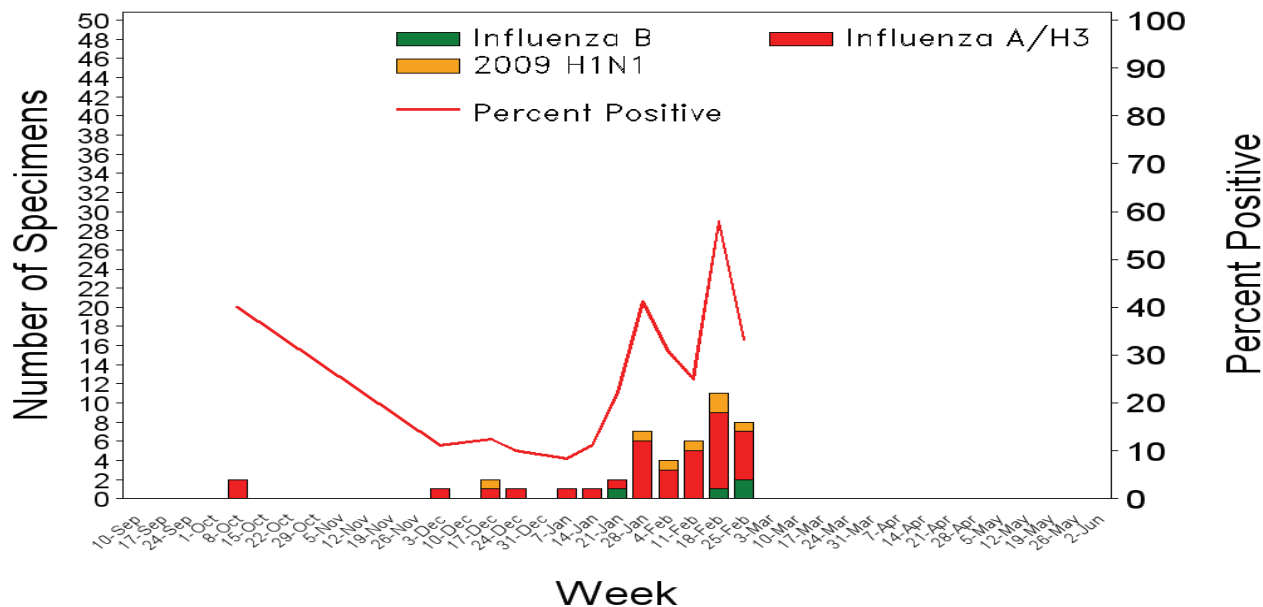
Note: OCHIN reports of ILI are one week behind ILINet reports. Respiratory illness categories for OCHIN data are based on ICD-9 diagnostic codes.

ILI Activity by Region: ILINet (% ILI) and OCHIN (ILI Rate)



Laboratory Surveillance:

Number and Percent Positive for Influenza by PCR
OSPHL 2011-2012



The Oregon State Public Health Laboratory (OSPHL) is performing influenza typing and sub-typing by PCR on specimens from the following groups of patients:

- Patients seen by Oregon Sentinel providers from ILINet & Influenza Incidence Surveillance Project (IISP).
- Patients hospitalized with influenza-like illness in the Portland Tri-County area (Multnomah, Clackamas and Washington counties) as part of the CDC-funded study, The Influenza Hospitalization Network (FluSurv-NET). We encourage submission of specimens to OSPHL even if rapid influenza tests are negative or have not been performed.
- Patients identified as part of an outbreak of respiratory illness. Please report clusters of respiratory illness to the on-call ACDP epidemiologist at (971-673-1111), who will then make decisions about the need for testing at the OSPHL.

Tables 1 and 2 show the current week and cumulative totals (since Oct. 1, 2011) for influenza and other respiratory virus specimens tested at OSPHL.

Table 1. Oregon State Public Health Laboratory Influenza Specimen Type and Subtype, 2011-12. *

	Current Week	Cumulative
Influenza A	6 (26%)	42 (22%)
2009 pH1N1	1 (4%)	6 (3%)
Seasonal A H3	5 (22%)	36 (19%)
Influenza B	2 (9%)	4 (2%)
Pending	12 (52%)	-
Undetected¹	3 (13%)	145 (76%)
Total Tested	23	191

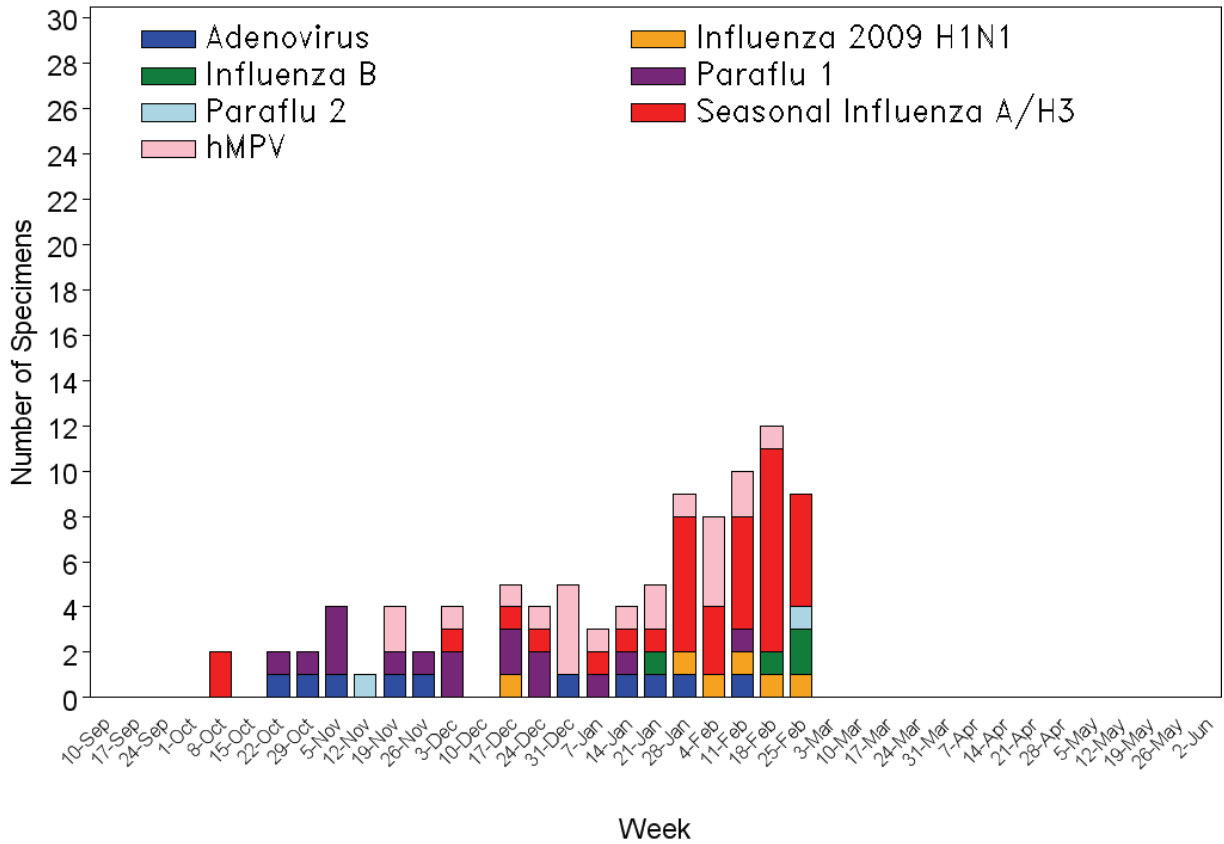
¹ Specimens where influenza not detected– other respiratory virus detection shown in Table 2.

Table 2. Oregon State Public Health Laboratory Non-Influenza Respiratory Viruses, 2011-12. *

	Current Week	Cumulative
Adenovirus	0	10 (6%)
Human Metapneumovirus	0	21 (13%)
Parainfluenza type 1	1 (6%)	16 (9%)
Parainfluenza type 2	0	2 (1%)
Parainfluenza type 3	0	0
Respiratory Syncytial Virus	0	0
Total Tested	18	162

*Includes specimen testing from outbreaks, hospitalized cases, statewide ILINet sentinel provider surveillance, and the state Influenza Incidence Surveillance Project (IISP). Totals tested from Table 1 & 2 not mutually exclusive.

Viral Respiratory Pathogens Positive at OSPHL by Week, 2011-2012

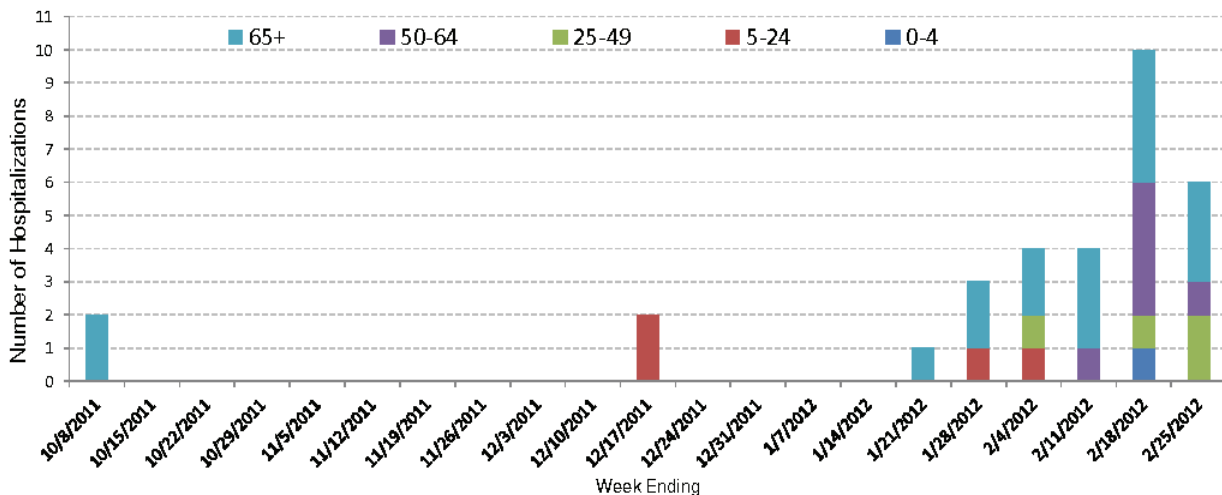


Laboratory-Confirmed Influenza Associated Hospitalizations: Laboratory-confirmed influenza-associated hospitalizations are reported by hospitals in the Portland Tri-County area (Clackamas, Multnomah, and Washington counties) for all ages where patients are admitted to the hospital and have tested positive for influenza by rapid test, direct or indirect fluorescent antibody test, culture, PCR, or serology.

6 influenza-related hospitalizations were reported during Week 08, 2012. 32 influenza-related hospitalizations have been reported so far during the 2011-2012 season.

To report hospitalizations in the Portland Metro area, contact matthew.laidler@state.or.us

Portland Metro Area Influenza-Associated Hospitalizations, 2011-2012, by Week and Age Group



National Data

National Summary:

U.S. Virologic Surveillance: Of the 3,947 specimens tested by U.S. World Health Organization (WHO) and National Respiratory and Enteric Virus Surveillance System (NREVSS) collaborating laboratories and reported to CDC/Influenza Division, 726 (18.4%) were positive for influenza.

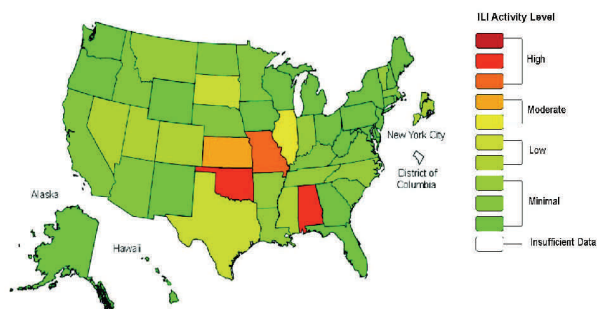
Pneumonia and Influenza (P&I) Mortality Surveillance: The proportion of deaths attributed to P&I was below the epidemic threshold.

Influenza-associated Pediatric Mortality: One influenza-associated pediatric death was reported and was associated with an influenza virus for which the type was not determined.

Outpatient Illness Surveillance: The proportion of outpatient visits for influenza-like illness (ILI) was 1.9%, which is below the national baseline of 2.4%. Regions 1, 5 and 7 reported ILI at or above region-specific baseline levels. 3 states experienced high ILI activity; 2 states experienced moderate ILI activity; 6 states reported low ILI activity; New York City and 39 states experienced minimal ILI activity; the District of Columbia had insufficient data.

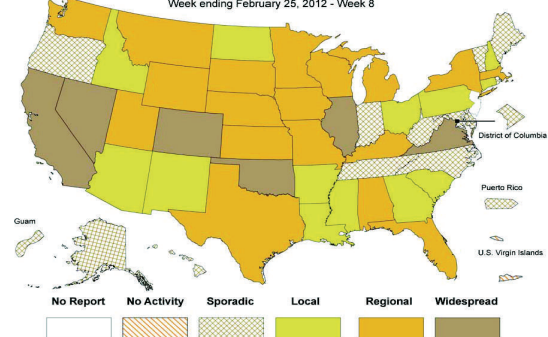
Geographic Spread of Influenza: 6 states reported widespread geographic activity; 18 states reported regional influenza activity; 13 states reported local activity; the District of Columbia, Guam, Puerto Rico, and 12 states reported sporadic activity; one state did not report.

Influenza-Like Illness (ILI) Activity Level Indicator Determined by Data Reported to ILINet
2011-12 Influenza Season Week 8 ending Feb 25, 2012



Map above left: This map uses the proportion of outpatient visits to ILINet sentinel providers for influenza-like illness to measure the ILI activity level within a state. It does not, however, measure the extent of geographic spread of flu within a state. Therefore, outbreaks occurring in a single city could cause the state to display high activity levels.

Weekly Influenza Activity Estimates Reported
by State & Territorial Epidemiologists*
Week ending February 25, 2012 - Week 8



Map above Right: This map measures the geographic spread of influenza viruses, but does not measure the intensity of influenza activity.

Antiviral Resistance:

The first oseltamivir resistant 2009 H1N1 virus detected in the U.S. during the 2011-2012 influenza season is being reported this week. Rare sporadic cases of oseltamivir resistant 2009 H1N1 and A (H3N2) viruses have been detected worldwide.

Antiviral treatment with oseltamivir or zanamivir is recommended as early as possible for patients with confirmed or suspected influenza who have severe, complicated, or progressive illness; who require hospitalization; or who are at greater risk for influenza-related complications.

Additional information on recommendations for treatment and chemoprophylaxis of influenza virus infection with antiviral agents is available at: <http://www.cdc.gov/flu/antivirals/index.htm>

Additional resources:

- For additional information on influenza testing guidelines for the 2011-12 season, go to: <http://healthoregon.org/fludata> and select 'Influenza Testing'.
- For more information on influenza in Oregon please see: <http://www.flu.oregon.gov/>
- CDC Weekly Surveillance Report: <http://www.cdc.gov/flu/weekly>

Clinicians interested in becoming an ILINet sentinel provider: Because Oregon has about 17 counties lacking sentinel flu surveillance, we need you: please either email Patricia Newman at Patricia.Newman@state.or.us, or telephone at 971-673-1076. Reporting is simple, includes free PCR testing, and helps us monitor influenza activity including emerging influenza strains.

Current Week's Data at a Glance: February 12 — 18, 2012 (Week 07)

Oregon Influenza-Like Illness (ILI) Activity Level¹	Minimal
Oregon Influenza Activity Geographic Spread²	Local
Percent of outpatient visits for ILI	1.97%
Positive influenza tests³	9
Influenza-associated hospitalizations⁴	8
Reported ILI outbreaks	0
Influenza-associated pediatric mortality	0
Respiratory Syncytial Virus (RSV) activity⁵	26%

¹Based on proportion of outpatient visits— levels include minimal, low, moderate, and high

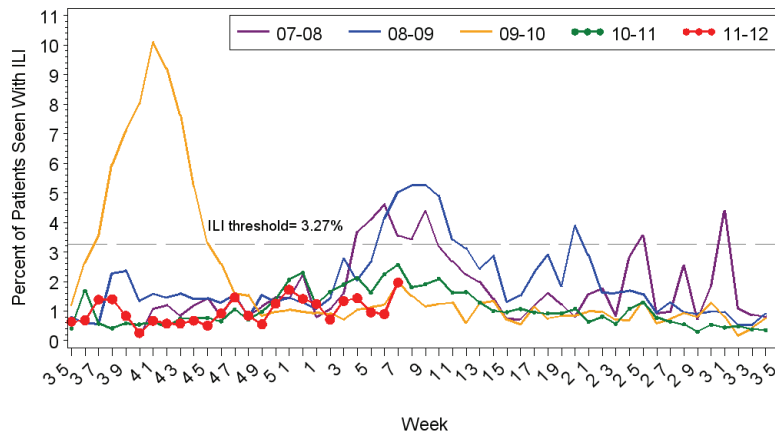
²Levels for geographic spread include no activity, sporadic, local, regional, and widespread

³Reported by state public health lab (OSPHL) from outbreaks, tri-county hospitalizations, and sentinel ILI surveillance; includes only current week positive tests

⁴Based on hospitalization surveillance in Clackamas, Multnomah, and Washington counties only.

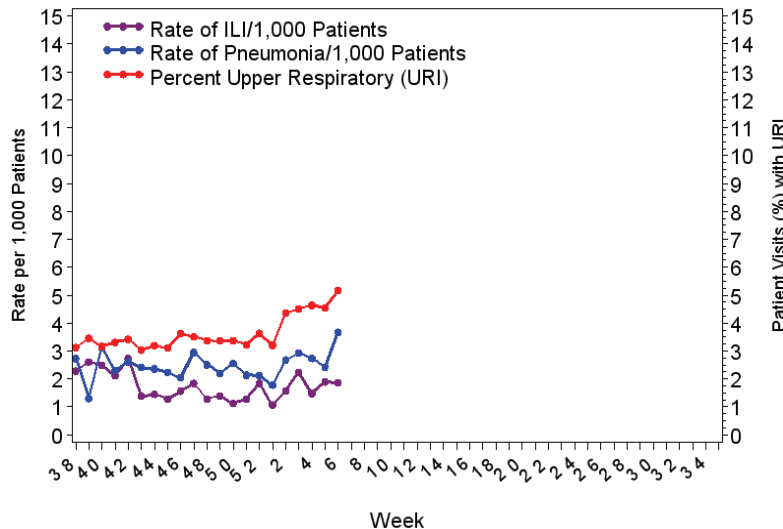
⁵Percent positivity based on data from Oregon's RSV Laboratory Surveillance System

Oregon Outpatient Influenza-Like Illness Surveillance Network (ILINet) 23FEB12
Percent of Outpatients with Influenza-like Illness (ILI)
2007-2008, 2008-2009, 2009-2010, 2010-2011, 2011-2012



Surveillance weeks run from Sunday through Saturday
Sentinel providers report the number of patients seen with influenza-like illness as well as total patients seen each week.

Oregon Outpatient ILI/URI/Pneumonia Surveillance, OCHIN 2011-2012



Categories are not mutually exclusive, and are based on ICD-9 diagnosis codes or combinations of codes.

ILINet: Oregon's Outpatient

Influenza-like Illness Surveillance Network: Oregon's outpatient influenza-like illness (ILI) network is comprised of 25 voluntary healthcare providers from all across Oregon who report the number of patients with influenza-like illness as well as total number of patient visits for each week during the surveillance season.

The percent of outpatients seen with ILI for Week 07 of 2012 was 1.97%, which is below Oregon's seasonal baseline.

Note: ILI is defined as fever ($\geq 100^{\circ}\text{F}$) and cough or sore throat. The average ILI reported during influenza weeks over the previous three seasons is 3.27% (although this figure is skewed upward by the H1N1 pandemic of 2009).

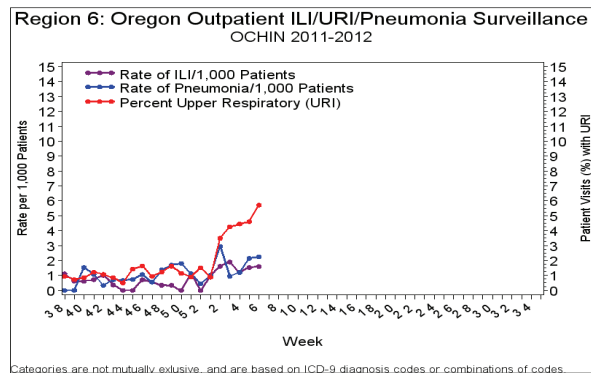
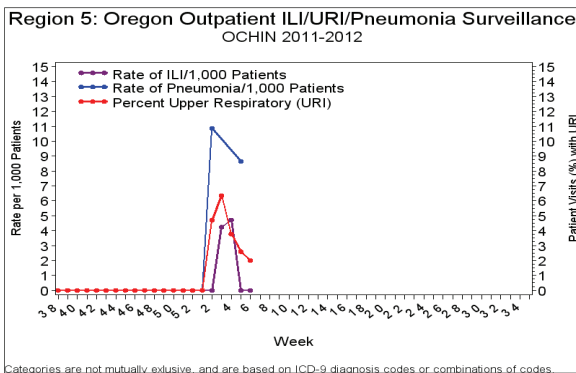
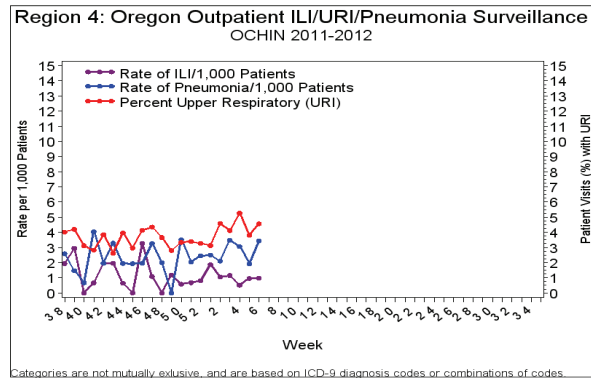
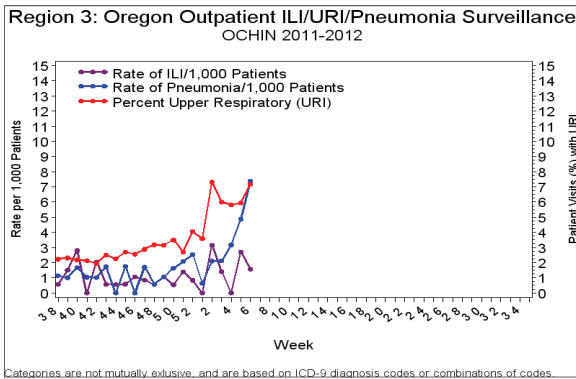
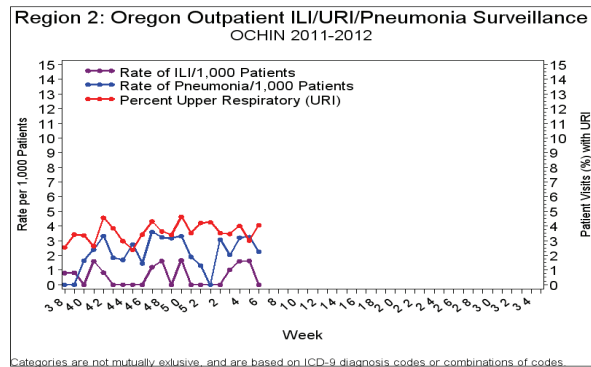
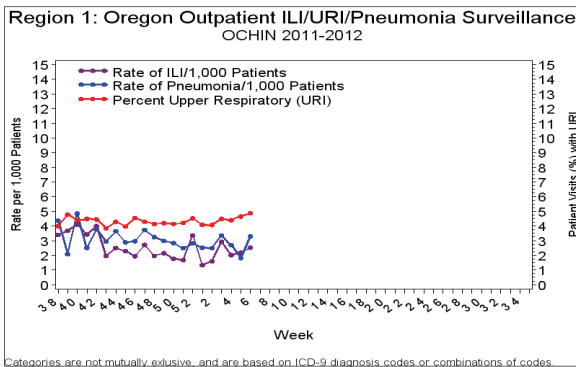
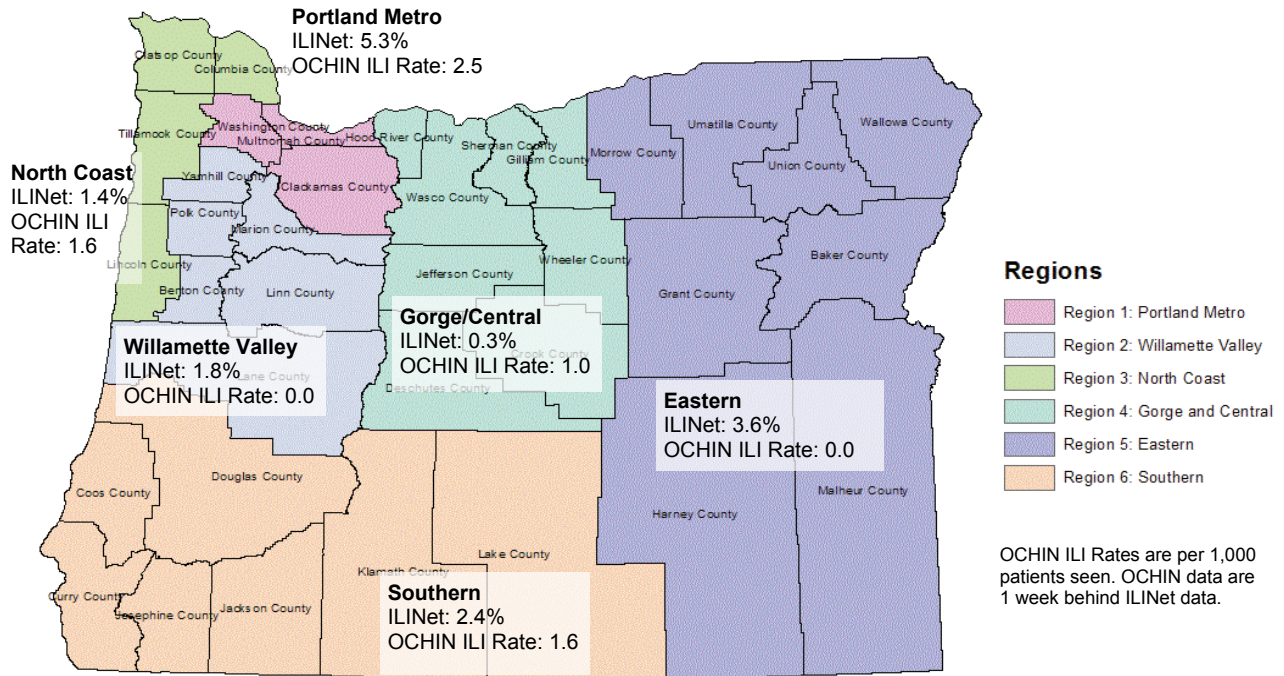
OCHIN Influenza-like Illness Surveillance:

Oregon Public Health Division also receives discharge diagnoses data from OCHIN Inc., a collaborative comprising 22 member organizations of federally qualified health centers (FQHC) and rural health centers in Oregon, representing 103 clinics throughout the state.

The rate of ILI per 1,000 OCHIN patients was 2.0 during Week 06, 2012.

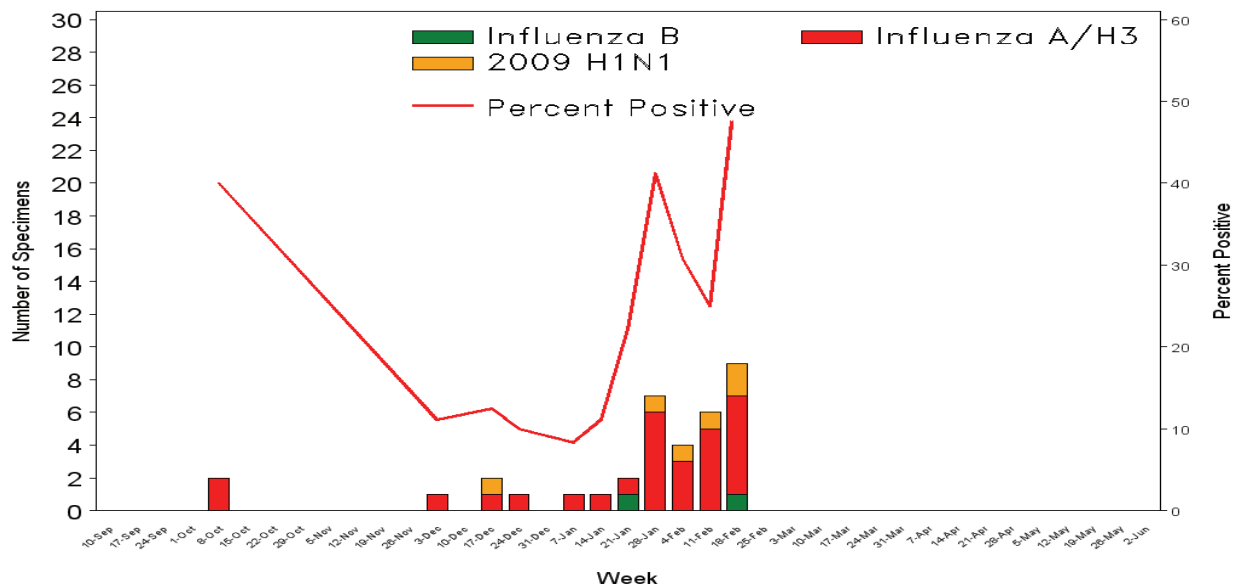
Note: OCHIN reports of ILI are one week behind ILINet reports. Respiratory illness categories for OCHIN data are based on ICD-9 diagnostic codes.

ILI Activity by Region: ILINet (% ILI) and OCHIN (ILI Rate)



Laboratory Surveillance:

Number and Percent Positive for Influenza by PCR
OSPHL 2011-2012



The Oregon State Public Health Laboratory (OSPHL) is performing influenza typing and sub-typing by PCR on specimens from the following groups of patients:

- Patients seen by Oregon Sentinel providers from ILINet & Influenza Incidence Surveillance Project (IISP).
- Patients hospitalized with influenza-like illness in the Portland Tri-County area (Multnomah, Clackamas and Washington counties) as part of the CDC-funded study, The Influenza Hospitalization Network (FluSurv-NET). We encourage submission of specimens to OSPHL even if rapid influenza tests are negative or have not been performed.
- Patients identified as part of an outbreak of respiratory illness. Please report clusters of respiratory illness to the on-call ACDP epidemiologist at (971-673-1111), who will then make decisions about the need for testing at the OSPHL.

Tables 1 and 2 show the current week and cumulative totals (since Oct. 1, 2011) for influenza and other respiratory virus specimens tested at OSPHL.

Table 1. Oregon State Public Health Laboratory Influenza Specimen Type and Subtype, 2011-12. *

	Current Week	Cumulative
Influenza A	8 (42%)	34 (17%)
2009 pH1N1	2 (11%)	6 (3%)
Seasonal A H3	6 (32%)	28 (14%)
Influenza B	1 (5%)	2 (<1%)
Pending	9 (47%)	-
Undetected¹	1	170 (83%)
Total Tested	19	206

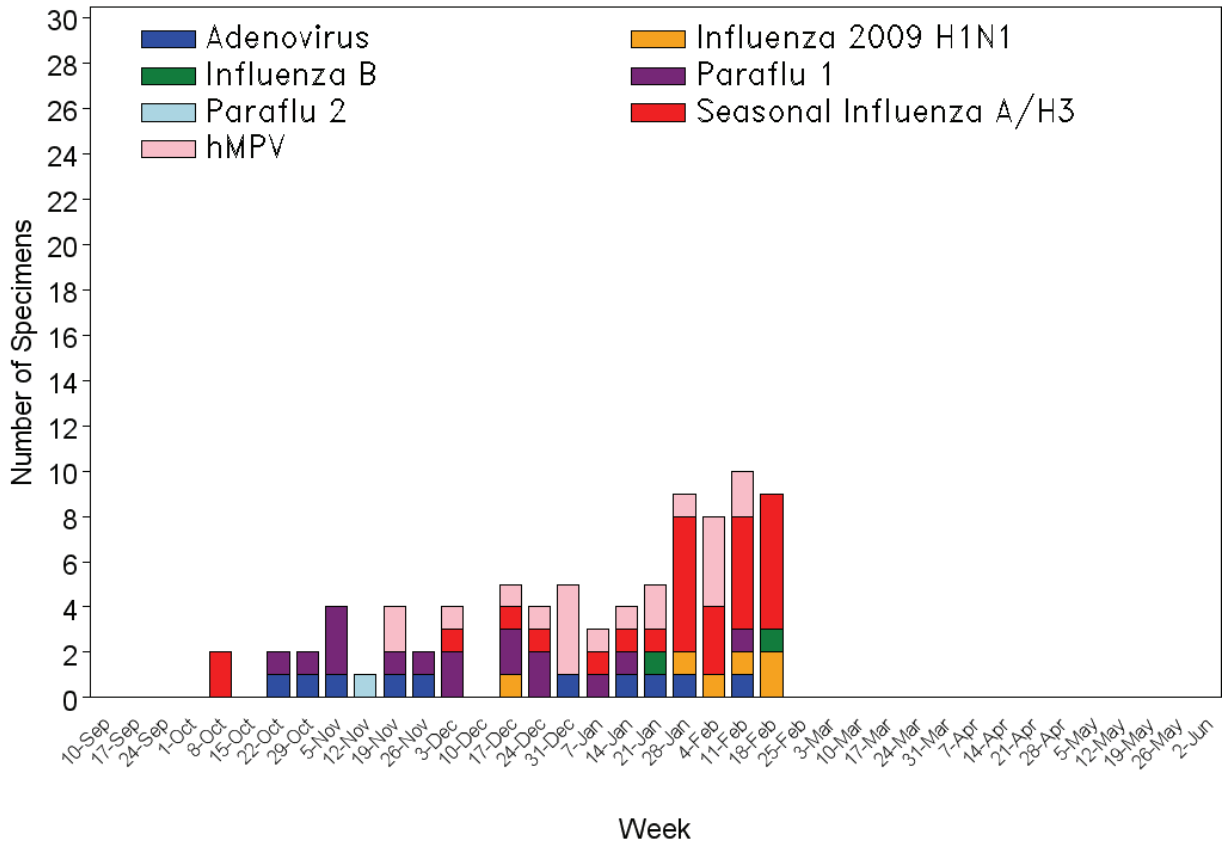
¹ Specimens where influenza not detected– other respiratory virus detection shown in Table 2.

Table 2. Oregon State Public Health Laboratory Non-Influenza Respiratory Viruses, 2011-12. *

	Current Week	Cumulative
Adenovirus	0	10 (5%)
Human Metapneumovirus	0	20 (11%)
Parainfluenza type 1	0	16 (9%)
Parainfluenza type 2	0	1 (<1%)
Parainfluenza type 3	0	0
Respiratory Syncytial Virus	0	0
Total Tested	16	191

*Includes specimen testing from outbreaks, hospitalized cases, statewide ILINet sentinel provider surveillance, and the state Influenza Incidence Surveillance Project (IISP). Totals tested from Table 1 & 2 not mutually exclusive.

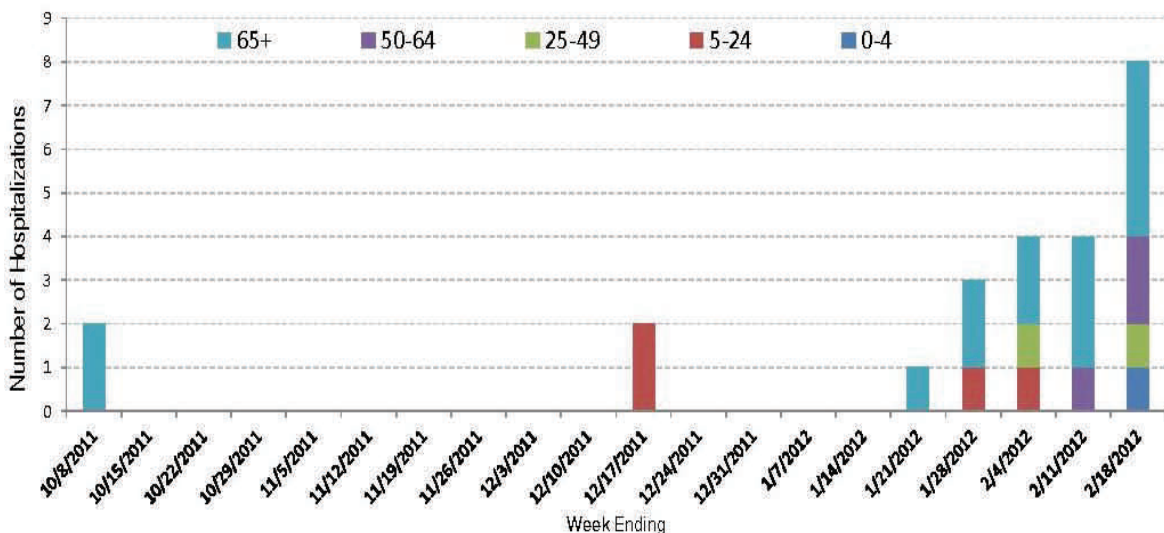
Viral Respiratory Pathogens Positive at OSPHL by Week, 2011-2012



Laboratory-Confirmed Influenza Associated Hospitalizations: Laboratory-confirmed influenza-associated hospitalizations are reported by hospitals in the Portland Tri-County area (Clackamas, Multnomah, and Washington counties) for all ages where patients are admitted to the hospital and have tested positive for influenza by rapid test, direct or indirect fluorescent antibody test, culture, PCR, or serology.

8 influenza-related hospitalizations were reported during Week 07, 2012. 24 influenza-related hospitalizations have been reported so far during the 2011-2012 season.

Portland Metro Area Influenza-Associated Hospitalizations, 2011-2012, by Week and Age Group



National Data

National Summary:

U.S. Virologic Surveillance: Of the 4,269 specimens tested by U.S. World Health Organization (WHO) and National Respiratory and Enteric Virus Surveillance System (NREVSS) collaborating laboratories and reported to CDC/Influenza Division, 614 (14.4%) were positive for influenza.

Pneumonia and Influenza (P&I) Mortality Surveillance: The proportion of deaths attributed to P&I was below the epidemic threshold.

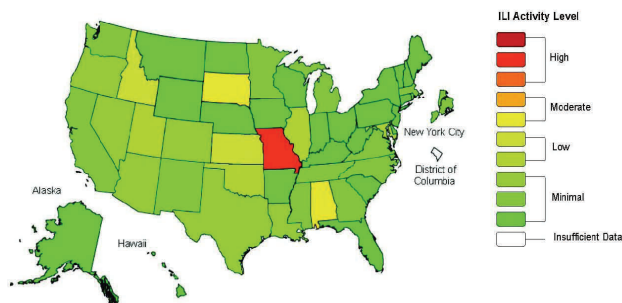
Influenza-associated Pediatric Mortality: No influenza-associated pediatric deaths were reported.

Outpatient Illness Surveillance: The proportion of outpatient visits for influenza-like illness (ILI) was 1.9%, which is below the national baseline of 2.4%. Regions 5 and 7 reported ILI at or above region-specific baseline levels. One state experienced high ILI activity; 2 states experienced moderate ILI activity; 6 states reported low ILI activity; New York City and 41 states experienced minimal ILI activity; the District of Columbia had insufficient data.

Geographic Spread of Influenza: 2 states reported widespread geographic activity; 13 states reported regional influenza activity; 20 states reported local activity; the District of Columbia, Puerto Rico, and 15 states reported sporadic activity; Guam and the U.S. Virgin Islands reported no influenza activity.

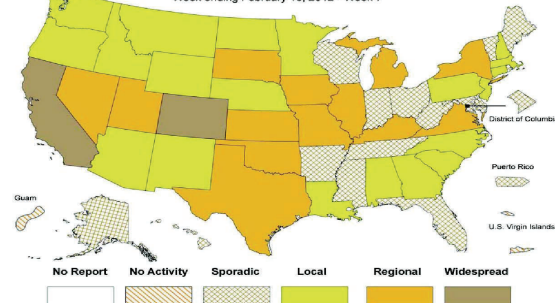
See the entire CDC *FluView* report at: <http://www.cdc.gov/flu/weekly>.

Influenza-Like Illness (ILI) Activity Level Indicator Determined by Data Reported to ILINet
2011-12 Influenza Season Week 7 ending Feb 18, 2012



Map above left: This map uses the proportion of outpatient visits to ILINet sentinel providers for influenza-like illness to measure the ILI activity level within a state. It does not, however, measure the extent of geographic spread of flu within a state. Therefore, outbreaks occurring in a single city could cause the state to display high activity levels.

Weekly Influenza Activity Estimates Reported by State & Territorial Epidemiologists*
Week ending February 18, 2012 - Week 7



Map above Right: This map measures the geographic spread of influenza viruses, but does not measure the intensity of influenza activity.

Influenza Vaccine 2012-2013: On February 23, 2012, the World Health Organization (WHO) recommended that vaccines for use in the 2012-2013 influenza season (northern hemisphere winter) contain the following:

- an A/California/7/2009 (H1N1)pdm09-like virus;
- an A/Victoria/361/2011 (H3N2)-like virus;
- a B/Wisconsin/1/2010-like virus.

The FDA advisory council VRBPAC will meet next week to consider the U.S. specific strain recommendations.

Please view the following link for more information:

http://www.who.int/influenza/vaccines/virus/recommendations/2012_13_north/en/index.html

Additional resources:

- For additional information on influenza testing guidelines for the 2011-12 season, go to: <http://healthoregon.org/fludata> and select 'Influenza Testing'.
- For more information on influenza in Oregon please see: <http://www.flu.oregon.gov/>
- CDC Weekly Surveillance Report: <http://www.cdc.gov/flu/weekly>

Clinicians interested in becoming an ILINet sentinel provider: please either email Patricia Newman at Patricia.Newman@state.or.us, or telephone at 971-673-1076. Reporting is simple, includes free PCR testing, and helps us monitor influenza activity including emerging influenza strains.

Current Week's Data at a Glance: February 05—11, 2012 (Week 06)

Oregon Influenza-Like Illness (ILI) Activity Level¹	Minimal
Oregon Influenza Activity Geographic Spread²	Sporadic
Percent of outpatient visits for ILI	0.89%
Positive influenza tests³	3
Influenza-associated hospitalizations⁴	2
Reported ILI outbreaks	0
Influenza-associated pediatric mortality	0
Respiratory Syncytial Virus (RSV) activity⁵	21%

¹Based on proportion of outpatient visits—levels include minimal, low, moderate, and high

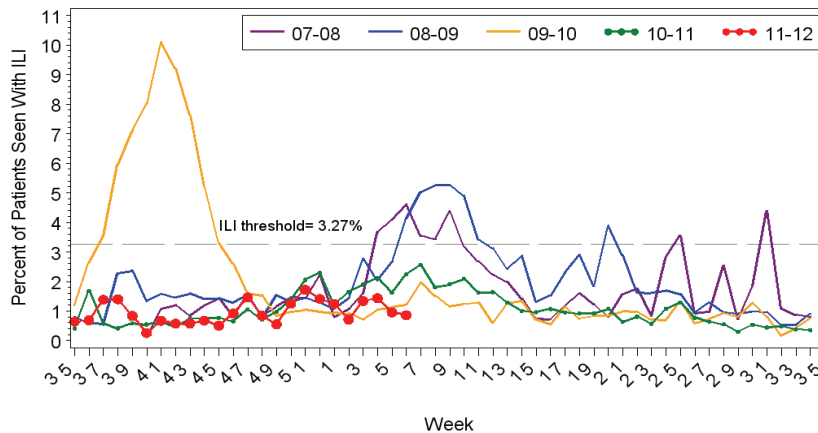
²Levels for geographic spread include no activity, sporadic, local, regional, and widespread

³Reported by state public health lab (OSPHL) from outbreaks, tri-county hospitalizations, and sentinel ILI surveillance; includes only current week positive tests

⁴Based on hospitalization surveillance in Clackamas, Multnomah, and Washington counties only.

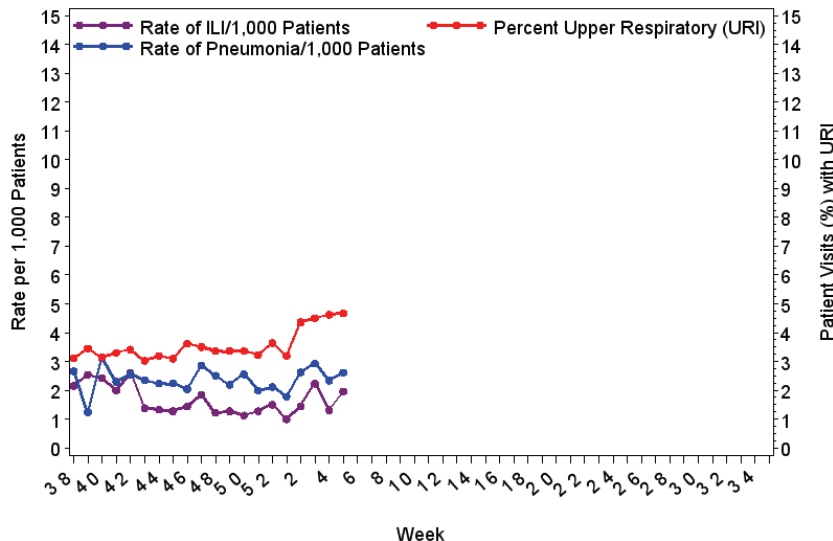
⁵Percent positivity based on data from Oregon's RSV Laboratory Surveillance System

Oregon Outpatient Influenza-Like Illness Surveillance Network (ILINet) 17FEB12
Percent of Outpatients with Influenza-like Illness (ILI)
2007-2008, 2008-2009, 2009-2010, 2010-2011, 2011-2012



Surveillance weeks run from Sunday through Saturday
Sentinel providers report the number of patients seen with influenza-like illness as well as total patients seen each week.

Oregon Outpatient ILI/URI/Pneumonia Surveillance, OCHIN 2011-2012



Categories are not mutually exclusive, and are based on ICD-9 diagnosis codes or combinations of codes.

ILINet: Oregon's Outpatient

Influenza-like Illness Surveillance Network: Oregon's outpatient influenza-like illness (ILI) network is comprised of 25 voluntary healthcare providers from all across Oregon who report the number of patients with influenza-like illness as well as total number of patient visits for each week during the surveillance season.

The percent of outpatients seen with ILI for Week 06 of 2012 was 0.89%, which is below Oregon's seasonal baseline.

Note: ILI is defined as fever ($\geq 100^{\circ}\text{F}$) and cough or sore throat. The average ILI reported during influenza weeks over the previous three seasons is 3.27% (although this figure is skewed upward by the H1N1 pandemic of 2009).

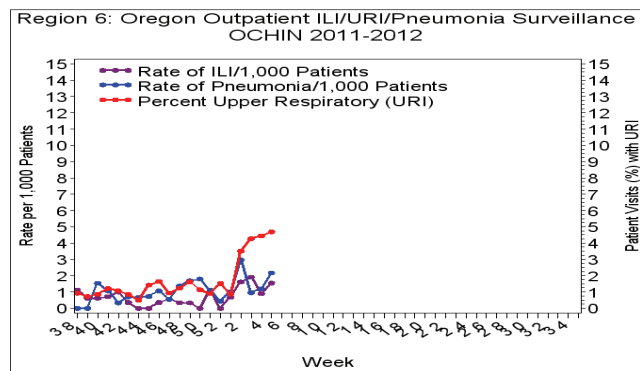
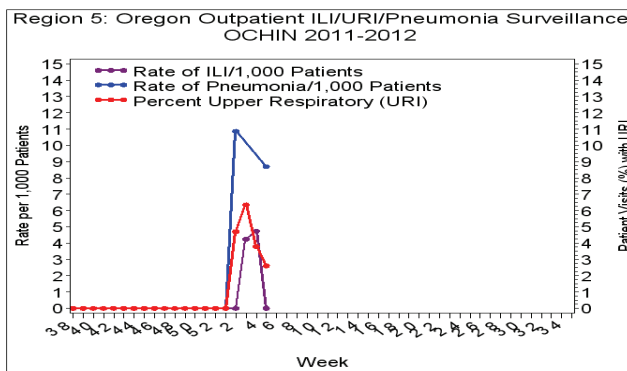
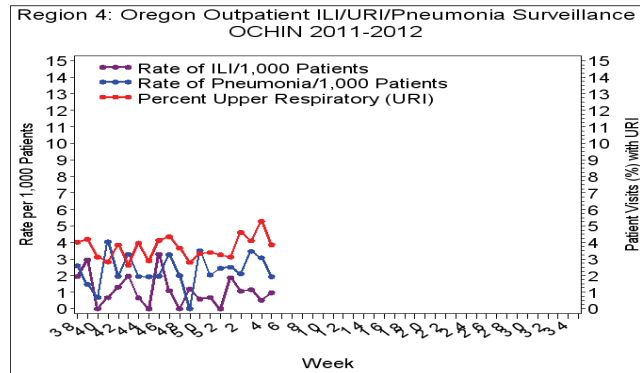
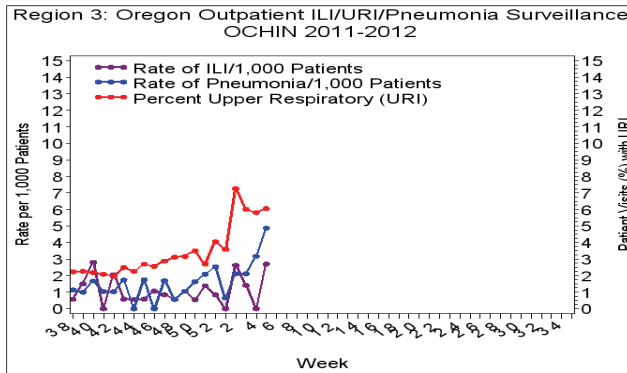
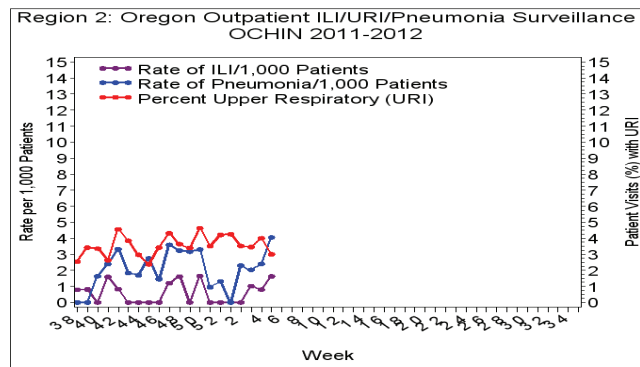
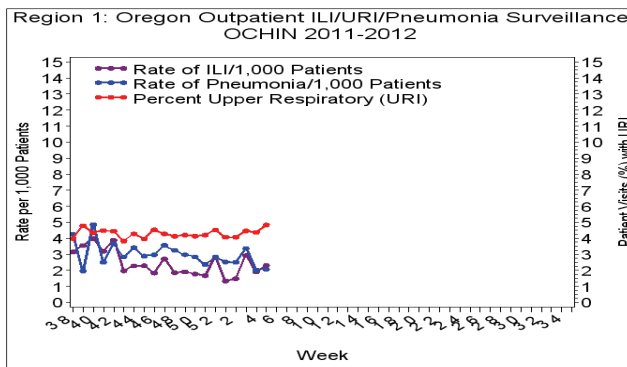
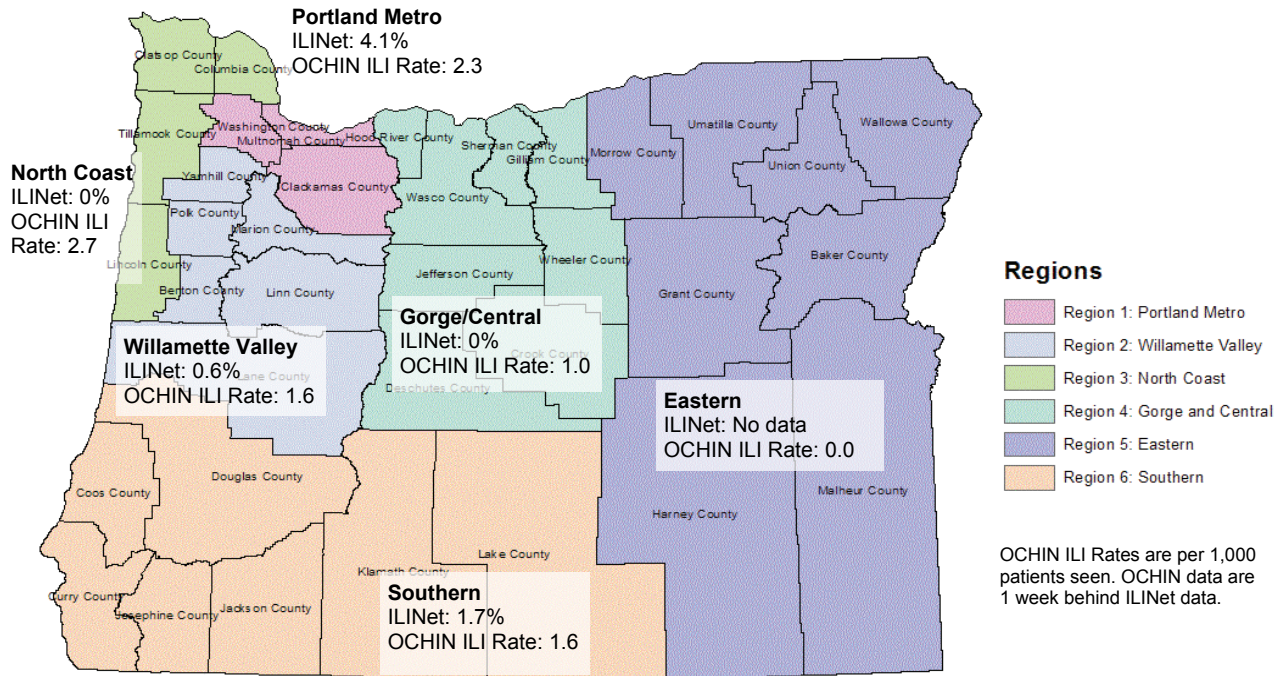
OCHIN Influenza-like Illness Surveillance:

Oregon Public Health Division also receives discharge diagnoses data from OCHIN Inc., a collaborative comprising 22 member organizations of federally qualified health centers (FQHC) and rural health centers in Oregon, representing 103 clinics throughout the state.

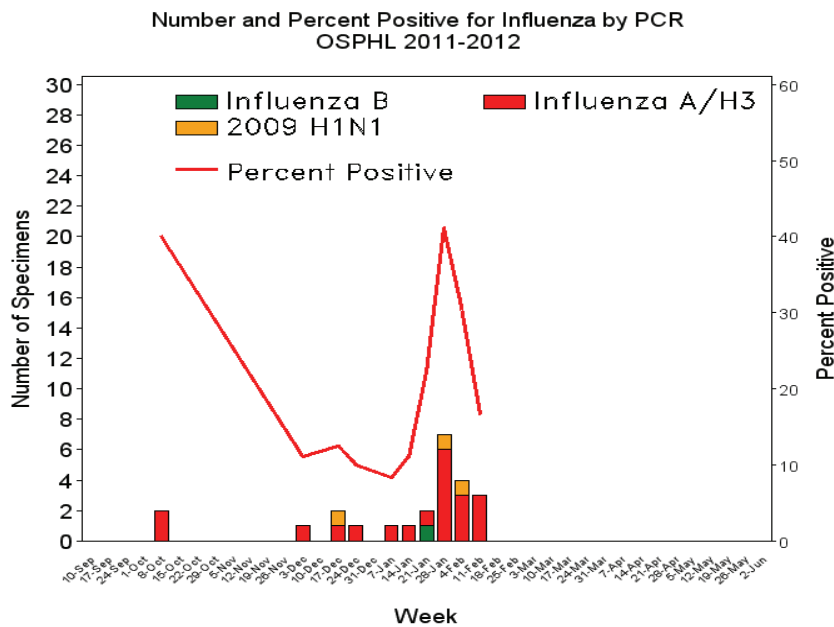
The rate of ILI per 1,000 OCHIN patients was 2.0 during Week 05, 2012.

Note: OCHIN reports of ILI are one week behind ILINet reports. Respiratory illness categories for OCHIN data are based on ICD-9 diagnostic codes.

ILI Activity by Region: ILINet (% ILI) and OCHIN (ILI Rate)



Laboratory Surveillance:



We need sentinel providers!

If you're interested in becoming an ILINet sentinel provider, or would like more information on the program, please contact Patricia Newman:

- Patricia.Newman@state.or.us
- 971-673-1076.

The graph at the left shows a highly variable percent positivity due to the small number of specimens submitted this flu season. A larger ILINet sentinel provider pool might yield a more representational picture of ILI activity within our region.

The Oregon State Public Health Laboratory (OSPHL) is performing influenza typing and sub-typing by PCR on specimens from the following groups of patients:

- Patients seen by Oregon Sentinel providers from ILINet & Influenza Incidence Surveillance Project (IISP).
- Patients hospitalized with influenza-like illness in the Portland Tri-County area (Multnomah, Clackamas and Washington counties) as part of the CDC-funded study, The Influenza Hospitalization Network (FluSurv-NET). We encourage submission of specimens to OSPHL even if rapid influenza tests are negative or have not been performed.
- Patients identified as part of an outbreak of respiratory illness. Please report clusters of respiratory illness to the on-call ACDP epidemiologist at (971-673-1111), who will then make decisions about the need for testing at the OSPHL.

Tables 1 and 2 show the current week and cumulative totals (since Oct. 1, 2011) for influenza and other respiratory virus specimens tested at OSPHL.

Table 1. Oregon State Public Health Laboratory Influenza Specimen Type and Subtype, 2011-12. *

	Current Week	Cumulative
Influenza A	3 (14%)	23 (12%)
2009 pH1N1	0	3 (2%)
Seasonal A H3	3 (14%)	20 (11%)
Influenza B	0	1 (<1%)
Pending	4 (18%)	-
Undetected¹	15 (68%)	161(87%)
Total Tested	22	185

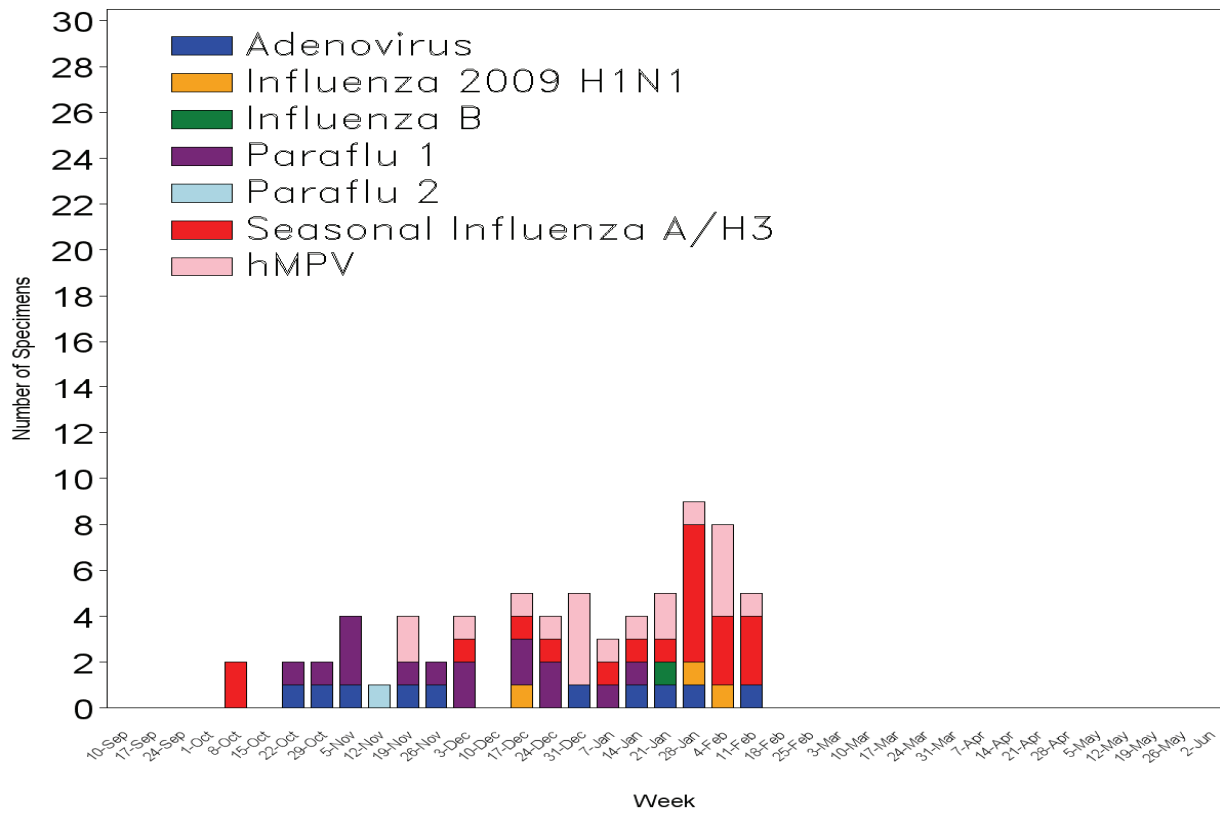
¹ Specimens where influenza not detected– other respiratory virus detection shown in Table 2.

Table 2. Oregon State Public Health Laboratory Non-Influenza Respiratory Viruses, 2011-12. *

	Current Week	Cumulative
Adenovirus	1 (5%)	10 (6%)
Human Metapneumovirus	1 (5%)	19 (11%)
Parainfluenza type 1	0	15 (9%)
Parainfluenza type 2	0	1 (<1%)
Parainfluenza type 3	0	0
Respiratory Syncytial Virus	0	0
Total Tested	20	175

*Includes specimen testing from outbreaks, hospitalized cases, statewide ILINet sentinel provider surveillance, and the state Influenza Incidence Surveillance Project (IISP). Totals tested from Table 1 & 2 not mutually exclusive.

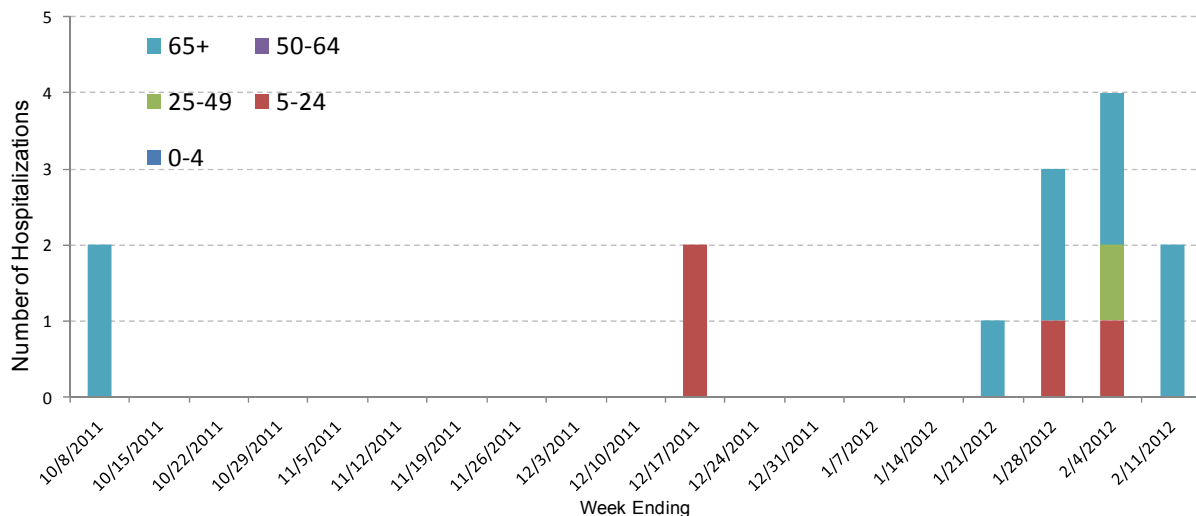
Viral Respiratory Pathogens Positive at OSPHL by Week, 2011-2012



Laboratory-Confirmed Influenza Associated Hospitalizations: Laboratory-confirmed influenza-associated hospitalizations are reported by hospitals in the Portland Tri-County area (Clackamas, Multnomah, and Washington counties) for all ages where patients are admitted to the hospital and have tested positive for influenza by rapid test, direct or indirect fluorescent antibody test, culture, PCR, or serology. **2 influenza-related hospitalizations were reported during Week 06, 2012.** Fourteen influenza-related hospitalizations have been reported so far during the 2011-2012 season.

To report hospitalizations in the Portland Metro area, contact matthew.laidler@state.or.us

Portland Metro Area Influenza-Associated Hospitalizations, 2011-2012, by Week and Age Group



National Data

National Summary:

U.S. Virologic Surveillance: Of the 3,586 specimens tested by U.S. World Health Organization (WHO) and National Respiratory and Enteric Virus Surveillance System (NREVSS) collaborating laboratories and reported to CDC/Influenza Division, 378 (10.5%) were positive for influenza.

Pneumonia and Influenza (P&I) Mortality Surveillance: The proportion of deaths attributed to P&I was below the epidemic threshold.

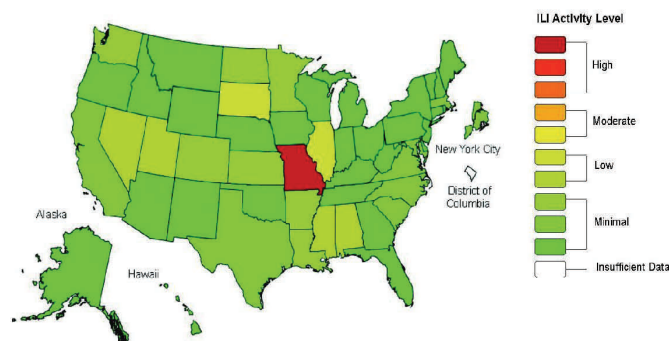
Influenza-associated Pediatric Mortality: One influenza-associated pediatric death was reported.

Outpatient Illness Surveillance: The proportion of outpatient visits for influenza-like illness (ILI) was 1.7%, which is below the national baseline of 2.4%. Regions 7 and 10 above ILI below region-specific baseline levels. One state experienced moderate ILI activity, 5 states experienced low activity, New York City and 44 states experienced minimal ILI activity, and the District of Columbia had insufficient data.

Geographic Spread of Influenza: One state reported regional activity; twelve states reported local activity; the District of Columbia, Puerto Rico, and 27 states reported sporadic activity; Guam, the U.S. Virgin Islands, and one state reported no influenza activity.

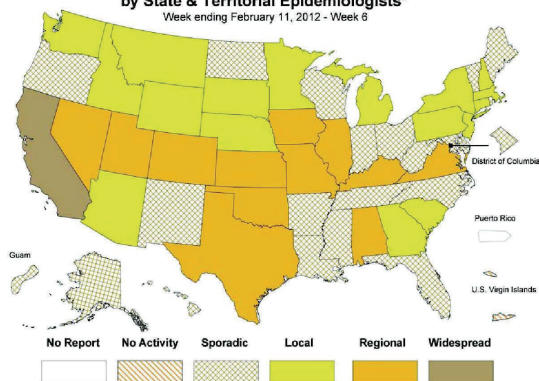
See the entire CDC *FluView* report at: <http://www.cdc.gov/flu/weekly> .

Influenza-Like Illness (ILI) Activity Level Indicator Determined by Data Reported to ILINet
2011-12 Influenza Season Week 6 ending Feb 11, 2012



Map above left: This map uses the proportion of outpatient visits to ILINet sentinel providers for influenza-like illness to measure the ILI activity level within a state. It does not, however, measure the extent of geographic spread of flu within a state. Therefore, outbreaks occurring in a single city could cause the state to display high activity levels.

Weekly Influenza Activity Estimates Reported by State & Territorial Epidemiologists*
Week ending February 11, 2012 - Week 6



Map above Right: This map measures the geographic spread of influenza viruses, but does not measure the intensity of influenza activity.

Additional resources:

For additional information on influenza testing guidelines for the 2011-12 season, go to: <http://healthoregon.org/fludata> and select 'Influenza Testing'.

For more information on influenza in Oregon please see: <http://www.flu.oregon.gov/>

CDC Weekly Surveillance Report: <http://www.cdc.gov/flu/weekly>

Clinicians interested in becoming an ILINet sentinel provider: please either email Patricia Newman at Patricia.Newman@state.or.us, or telephone at 971-673-1076. Reporting is simple, includes free PCR testing, and helps us monitor influenza activity including emerging influenza strains.

Current Week's Data at a Glance: January 29 - February 04, 2012 (Week 05)

Oregon Influenza-Like Illness (ILI) Activity Level¹	Minimal
Oregon Influenza Activity Geographic Spread²	Sporadic
Percent of outpatient visits for ILI	0.96%
Positive influenza tests³	2
Influenza-associated hospitalizations⁴	2
Reported ILI outbreaks	0
Influenza-associated pediatric mortality	0
Respiratory Syncytial Virus (RSV) activity⁵	17%

¹Based on proportion of outpatient visits— levels include minimal, low, moderate, and high

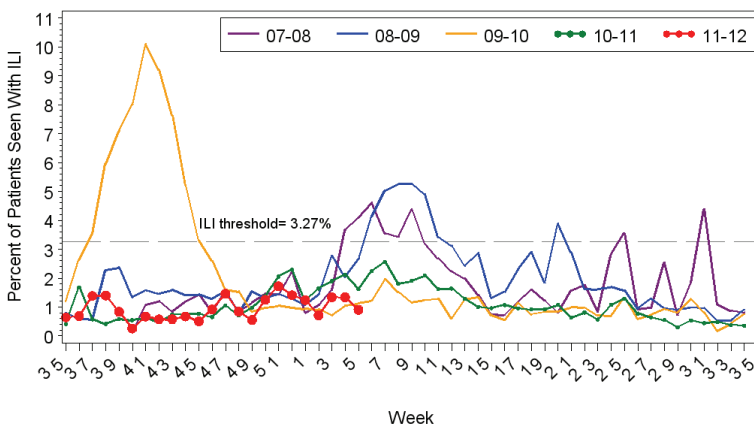
²Levels for geographic spread include no activity, sporadic, local, regional, and widespread

³Reported by state public health lab (OSPHL) from outbreaks, tri-county hospitalizations, and sentinel ILI surveillance; includes only current week positive tests

⁴Based on hospitalization surveillance in Clackamas, Multnomah, and Washington counties only.

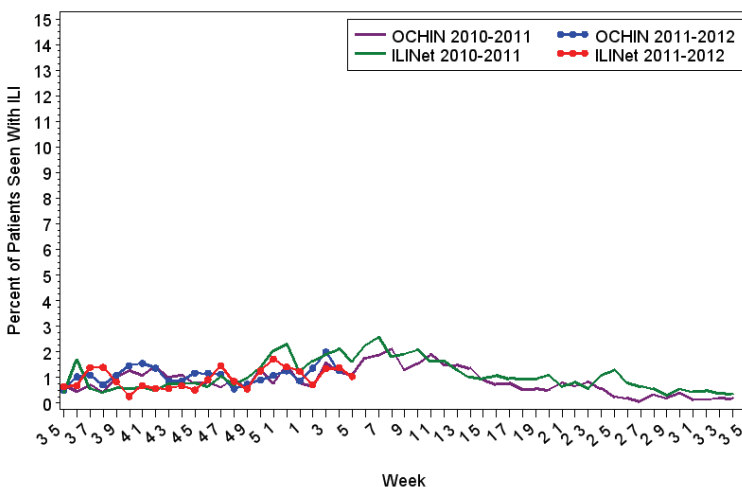
⁵Percent positivity based on data from Oregon's RSV Laboratory Surveillance System

Oregon Outpatient Influenza-Like Illness Surveillance Network (ILINet) 09FEB12
Percent of Outpatients with Influenza-like Illness (ILI)
2007-2008, 2008-2009, 2009-2010, 2010-2011, 2011-2012



Surveillance weeks run from Sunday through Saturday
Sentinel providers report the number of patients seen with influenza-like illness as well as total patients seen each week.

Oregon Outpatient Influenza-Like Illness (ILI) Surveillance
ILINet & OCHIN
2010-11 and 2011-12



ILINet: Oregon's Outpatient Influenza-like Illness Surveillance Network: Oregon's outpatient influenza-like illness (ILI) network is comprised of 25 voluntary healthcare providers from all across Oregon who report the number of patients with influenza-like illness as well as total number of patient visits for each week during the surveillance season.

The percent of outpatients seen with ILI for Week 05 of 2012 was 0.96%, which is below Oregon's seasonal baseline.

Note: ILI is defined as fever ($\geq 100^{\circ}\text{F}$) and cough or sore throat. The average ILI reported during influenza weeks over the previous three seasons is 3.27% (although this figure is skewed upward by the H1N1 pandemic of 2009).

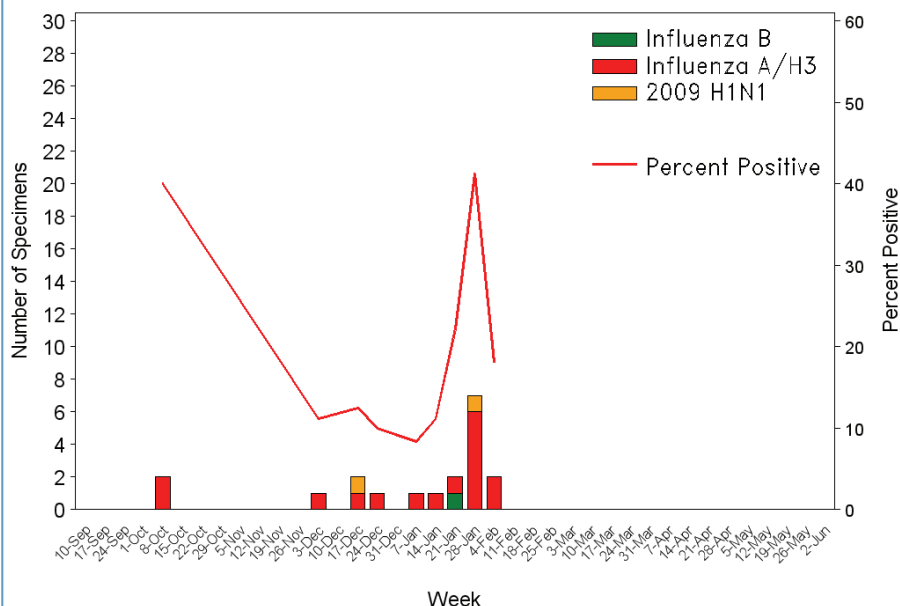
OCHIN Influenza-like Illness Surveillance: Oregon Public Health Division also receives discharge diagnoses data from OCHIN Inc., a collaborative comprising 22 member organizations of federally qualified health centers (FQHC) and rural health centers in Oregon, representing 103 clinics throughout the state.

OCHIN reports of ILI are one week *behind* our other syndromic surveillance system reports.

The percent of OCHIN patients seen with ILI was 1.28% during Week 04, 2012.

Note: the OCHIN denominator has been recalculated as of January 20, 2012.

Number and Percent Positive for Influenza by PCR
OSPHL 2011-2012



We need sentinel providers! If you're interested in becoming an ILINet sentinel provider, or would like more information on the program, please contact Patricia Newman:

- Patricia.Newman@state.or.us
- 971-673-1076.

The graph at the left shows a highly variable percent positivity due to the small number of specimens submitted this flu season. A larger ILINet sentinel provider pool might yield a more representational picture of ILI activity within our region.

Laboratory Surveillance:

The Oregon State Public Health Laboratory (OSPHL) is performing influenza typing and sub-typing by PCR on specimens from the following groups of patients:

- Patients seen by Oregon Sentinel providers from ILINet & Influenza Incidence Surveillance Project (IISP).
- Patients hospitalized with influenza-like illness in the Portland Tri-County area (Multnomah, Clackamas and Washington counties) as part of the CDC-funded study, The Influenza Hospitalization Network (FluSurv-NET). We encourage submission of specimens to OSPHL even if rapid influenza tests are negative or have not been performed.
- Patients identified as part of an outbreak of respiratory illness. Please report clusters of respiratory illness to the on-call ACDP epidemiologist at (971-673-1111), who will then make decisions about the need for testing at the OSPHL.

Tables 1 and 2 show the current week and cumulative totals (since Oct. 1, 2011) for influenza and other respiratory virus specimens tested at OSPHL.

Table 1. Oregon State Public Health Laboratory Influenza Specimen Type and Subtype, 2011-12. *

	Current Week	Cumulative
Influenza A	2 (18)	18 (11%)
2009 pH1N1	0	2 (1%)
Seasonal A H3	2 (18)	16 (10%)
Influenza B	0	1 (<1%)
Pending	2 (18)	-
Undetected¹	3 (27)	140 (88)
Total Tested	11	159

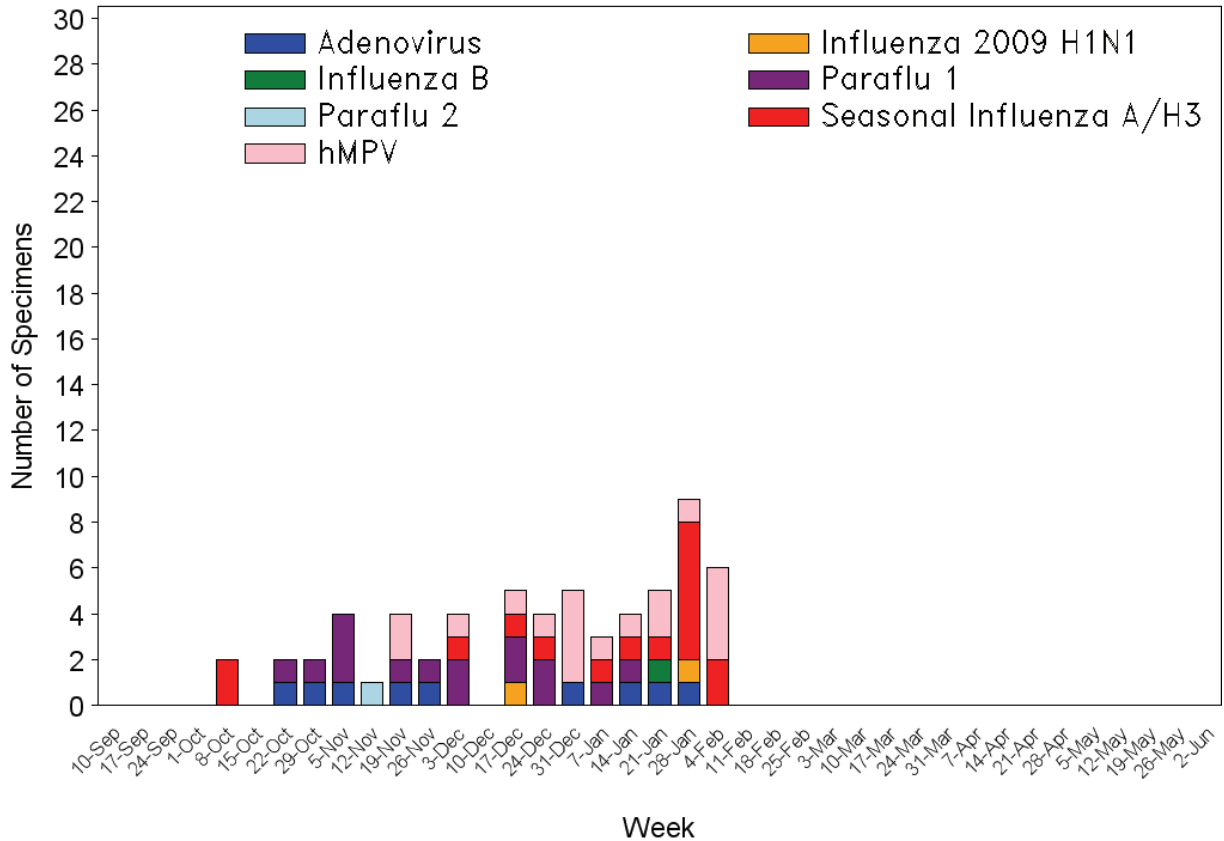
¹ Specimens where influenza not detected— other respiratory virus detection shown in Table 2.

Table 2. Oregon State Public Health Laboratory Non-Influenza Respiratory Viruses, 2011-12. *

	Current Week	Cumulative
Adenovirus	0	9 (6%)
Human Metapneumovirus	4 (36)	18 (12%)
Parainfluenza type 1	0	15 (10%)
Parainfluenza type 2	0	1 (<1%)
Parainfluenza type 3	0	0
Respiratory Syncytial Virus	0	0
Total Tested	11	153

*Includes specimen testing from outbreaks, hospitalized cases, statewide ILINet sentinel provider surveillance, and the state Influenza Incidence Surveillance Project (IISP). Totals tested from Table 1 & 2 not mutually exclusive.

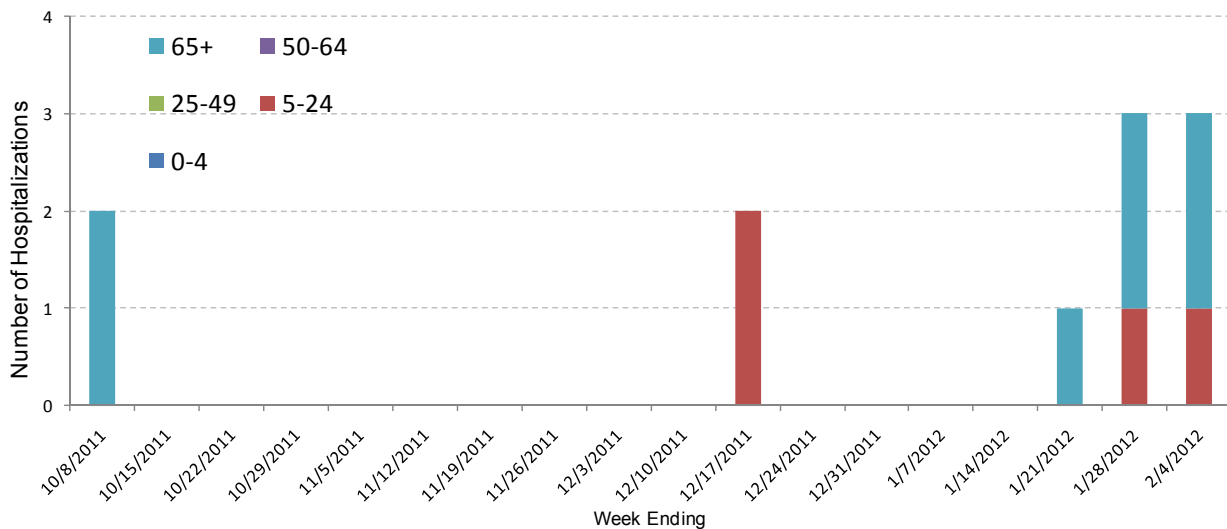
Viral Respiratory Pathogens Positive at OSPHL by Week, 2011-2012



Laboratory-Confirmed Influenza Associated Hospitalizations: Laboratory-confirmed influenza-associated hospitalizations are reported by hospitals in the Portland Tri-County area (Clackamas, Multnomah, and Washington counties) for all ages where patients are admitted to the hospital and have tested positive for influenza by rapid test, direct or indirect fluorescent antibody test, culture, PCR, or serology. **Two influenza-related hospitalizations were reported during Week 05, 2012.** Eleven influenza-related hospitalizations have been reported so far during the 2011-2012 season.

To report hospitalizations in the Portland Metro area, contact matthew.laidler@state.or.us

Portland Metro Area Influenza-Associated Hospitalizations, 2011-2012, by Week and Age Group



Influenza Treatment

CDC has retained recommendations for antiviral treatment from the 2010-2011 influenza season (i.e. no change from last season). The 2011-2012 recommendations can be found at: <http://www.cdc.gov/flu/pdf/professionals/antivirals/clinician-antivirals-2011.pdf>

National Data

National Summary:

U.S. Virologic Surveillance: Of the 3,586 specimens tested by U.S. World Health Organization (WHO) and National Respiratory and Enteric Virus Surveillance System (NREVSS) collaborating laboratories and reported to CDC/Influenza Division, 378 (10.5%) were positive for influenza.

Pneumonia and Influenza (P&I) Mortality Surveillance: The proportion of deaths attributed to P&I was below the epidemic threshold.

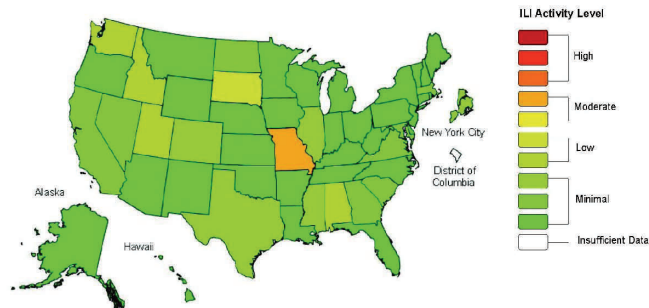
Influenza-associated Pediatric Mortality: One influenza-associated pediatric death was reported.

Outpatient Illness Surveillance: The proportion of outpatient visits for influenza-like illness (ILI) was 1.7%, which is below the national baseline of 2.4%. Regions 7 and 10 above ILI below region-specific baseline levels. One state experienced moderate ILI activity, 5 states experienced low activity, New York City and 44 states experienced minimal ILI activity, and the District of Columbia had insufficient data.

Geographic Spread of Influenza: One state reported regional activity; twelve states reported local activity; the District of Columbia, Puerto Rico, and 27 states reported sporadic activity; Guam, the U.S. Virgin Islands, and one state reported no influenza activity.

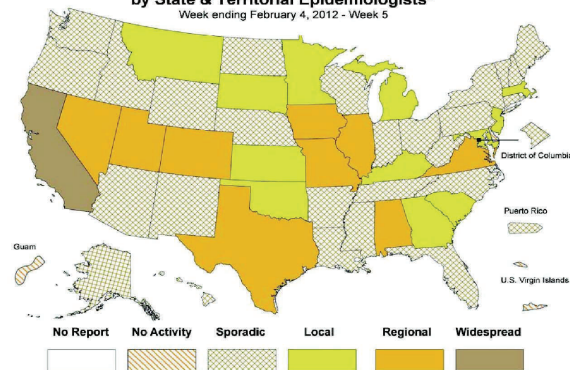
See the entire CDC *FluView* report at: <http://www.cdc.gov/flu/weekly>.

Influenza-Like Illness (ILI) Activity Level Indicator Determined by Data Reported to ILINet
2011-12 Influenza Season Week 5 ending Feb 04, 2012



Map above left: This map uses the proportion of outpatient visits to ILINet sentinel providers for influenza-like illness to measure the ILI activity level within a state. It does not, however, measure the extent of geographic spread of flu within a state. Therefore, outbreaks occurring in a single city could cause the state to display high activity levels.

Weekly Influenza Activity Estimates Reported by State & Territorial Epidemiologists*
Week ending February 4, 2012 - Week 5



Map above Right: This map measures the geographic spread of influenza viruses, but does not measure the intensity of influenza activity.

Additional resources:

For additional information on influenza testing guidelines for the 2011-12 season, go to: <http://healthoregon.org/fludata> and select 'Influenza Testing'.

For more information on influenza in Oregon please see: <http://www.flu.oregon.gov/>

CDC Weekly Surveillance Report: <http://www.cdc.gov/flu/weekly>

Clinicians interested in becoming an ILINet sentinel provider: please either email Patricia Newman at Patricia.Newman@state.or.us, or telephone at 971-673-1076. Reporting is simple, includes free PCR testing, and helps us monitor influenza activity including emerging influenza strains.

Current Week's Data at a Glance: January 22-28, 2012 (Week 04)

Oregon Influenza-Like Illness (ILI) Activity Level¹	Minimal
Oregon Influenza Activity Geographic Spread²	Local
Percent of outpatient visits for ILI	1.39%
Positive influenza tests³	5
Influenza-associated hospitalizations⁴	3
Reported ILI outbreaks	0
Influenza-associated pediatric mortality	0
Respiratory Syncytial Virus (RSV) activity⁵	16%

¹Based on proportion of outpatient visits— levels include minimal, low, moderate, and high

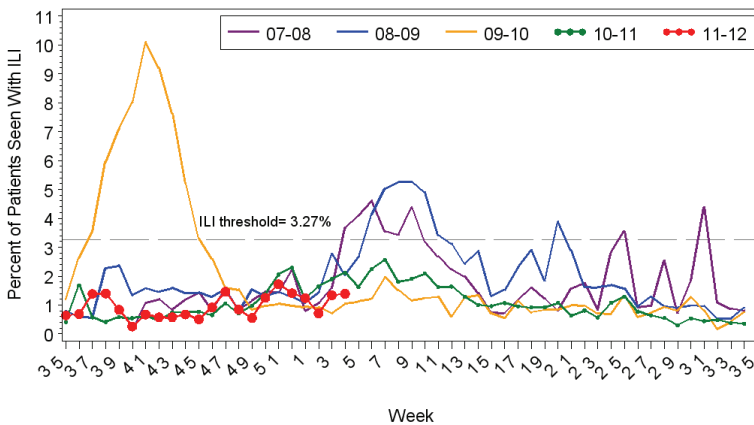
²Levels for geographic spread include no activity, sporadic, local, regional, and widespread

³Reported by state public health lab (OSPHL) from outbreaks, tri-county hospitalizations, and sentinel ILI surveillance; includes only current week positive tests

⁴Based on hospitalization surveillance in Clackamas, Multnomah, and Washington counties only.

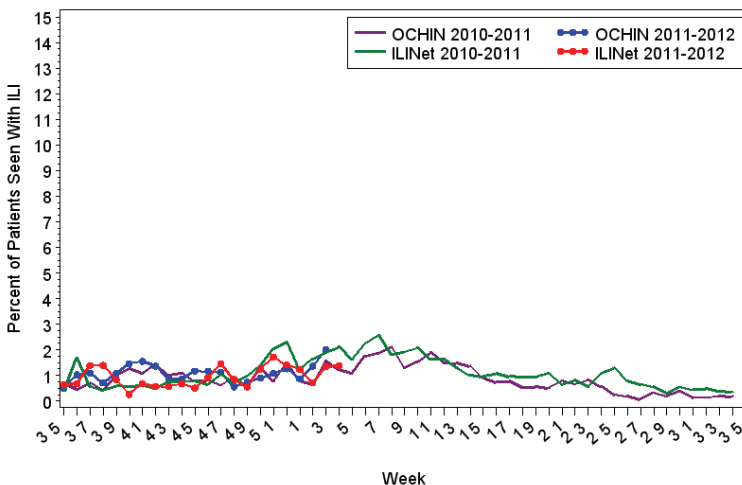
⁵Percent positivity based on data from Oregon's RSV Laboratory Surveillance System

Oregon Outpatient Influenza-Like Illness Surveillance Network (ILINet) 03FEB12
Percent of Outpatients with Influenza-like Illness (ILI)
2007-2008, 2008-2009, 2009-2010, 2010-2011, 2011-2012



Surveillance weeks run from Sunday through Saturday
Sentinel providers report the number of patients seen with influenza-like illness as well as total patients seen each week.

Oregon Outpatient Influenza-Like Illness (ILI) Surveillance
ILINet & OCHIN
2010-11 and 2011-12



ILINet: Oregon's Outpatient Influenza-like Illness Surveillance Network: Oregon's outpatient influenza-like illness (ILI) network is comprised of 25 voluntary healthcare providers from all across Oregon who report the number of patients with influenza-like illness as well as total number of patient visits for each week during the surveillance season.

The percent of outpatients seen with ILI for Week 04 of 2012 was 1.39%, which is below Oregon's seasonal baseline.

Note: ILI is defined as fever ($\geq 100^{\circ}\text{F}$) and cough or sore throat. The average ILI reported during influenza weeks over the previous three seasons is 3.27% (although this figure is skewed upward by the H1N1 pandemic of 2009).

OCHIN Influenza-like Illness Surveillance: Oregon Public Health Division also receives discharge diagnoses data from OCHIN Inc., a collaborative comprising 22 member organizations of federally qualified health centers (FQHC) and rural health centers in Oregon, representing 103 clinics throughout the state.

OCHIN reports of ILI are one week *behind* our other syndromic surveillance system reports.

The percent of OCHIN patients seen with ILI was 2.01% during Week 03, 2012.

Note: the OCHIN denominator has been recalculated as of January 20, 2012.

Laboratory Surveillance:

The Oregon State Public Health Laboratory (OSPHL) is performing influenza typing and sub-typing by PCR on specimens from the following groups of patients:

- Patients seen by Oregon Sentinel providers from ILINet & Influenza Incidence Surveillance Project (IISP).
- Patients hospitalized with influenza-like illness in the Portland Tri-County area (Multnomah, Clackamas and Washington counties) as part of the CDC-funded study, The Influenza Hospitalization Network (FluSurvNET). We encourage submission of specimens to OSPHL even if rapid influenza tests are negative or have not been performed.
- Patients identified as part of an outbreak of respiratory illness. Please report clusters of respiratory illness to the on-call ACDP epidemiologist at (971-673-1111), who will then make decisions about the need for testing at the OSPHL.

Tables 1 and 2 show the current week and cumulative totals (**since Oct. 1, 2011**) for influenza and other respiratory virus specimens tested at OSPHL.

Table 1. Oregon State Public Health Laboratory *Influenza* Specimen Type and Subtype, 2011-12. *

	Current Week	Cumulative
Influenza A	5 (33%)	14 (9%)
2009 pH1N1	1	2 (1%)
Seasonal A H3	4	12 (8%)
Influenza B	0	1 (<1%)
Pending	0	0
Undetected¹	10 (67%)	133 (90%)
Total Tested	15	148

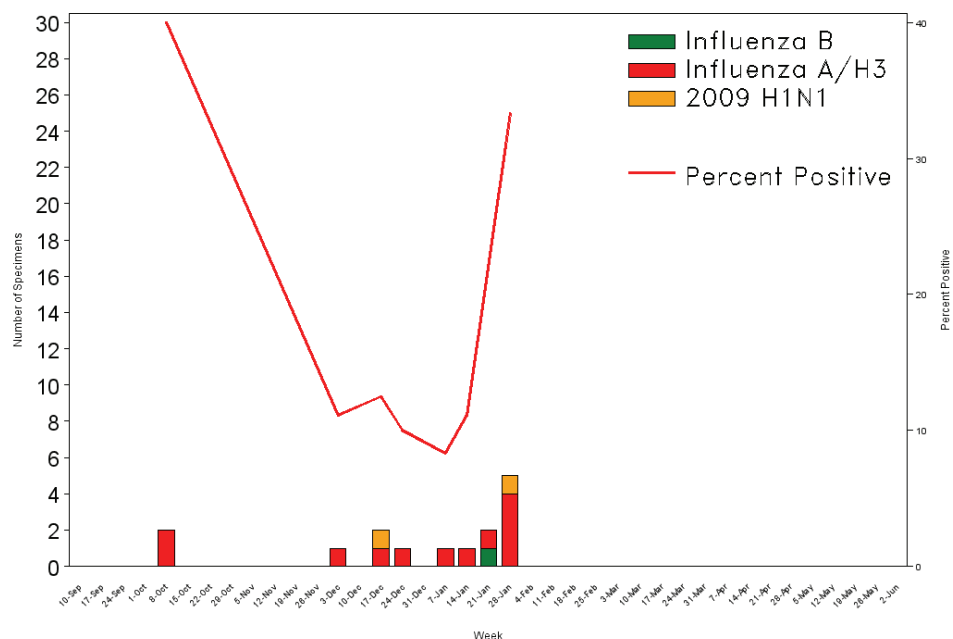
¹ Specimens where influenza not detected— other respiratory virus detection shown in Table 2.

Table 2. Oregon State Public Health Laboratory *Non-Influenza Respiratory Viruses*, 2011-12. *

	Current Week	Cumulative
Adenovirus	1 (7%)	9 (6%)
Human Metapneumovirus	1 (7%)	14 (10%)
Parainfluenza type 1	0	15 (11%)
Parainfluenza type 2	0	1 (1%)
Parainfluenza type 3	0	0
Respiratory Syncytial Virus	0	0
Total Tested	15	144

*Includes specimen testing from outbreaks, hospitalized cases, statewide ILINet sentinel provider surveillance, and the state Influenza Incidence Surveillance Project (IISP). Totals tested from Table 1 & 2 not mutually exclusive.

Number and Percent Positive for Influenza by PCR
OSPHL 2011-2012



If you wish to become an ILINet sentinel provider, or would like more information on the program, please contact Patricia Newman:

- Patricia.Newman@state.or.us
- 971-673-1076.

The graph at the left shows a highly variable percent positivity due to the small number of specimens submitted in the early flu season. A larger ILINet sentinel provider pool might yield a more representational picture of ILI activity within our region.

Laboratory-Confirmed Influenza Associated Hospitalizations: Laboratory-confirmed influenza-associated hospitalizations are reported by hospitals in the Portland Tri-County area (Clackamas, Multnomah, and Washington counties) for all ages where patients are admitted to the hospital and have tested positive for influenza by rapid test, direct or indirect fluorescent antibody test, culture, PCR, or serology. **Three influenza-related hospitalizations were reported during Week 04, 2012.** Nine influenza-related hospitalizations have been reported so far during the 2011-2012 season.

National Data

National Summary:

U.S. Virologic Surveillance: Of the 3,656 specimens tested by U.S. World Health Organization (WHO) and National Respiratory and Enteric Virus Surveillance System (NREVSS) collaborating laboratories and reported to CDC/Influenza Division, 262 (7.2%) were positive for influenza.

Pneumonia and Influenza (P&I) Mortality Surveillance: The proportion of deaths attributed to P&I was below the epidemic threshold.

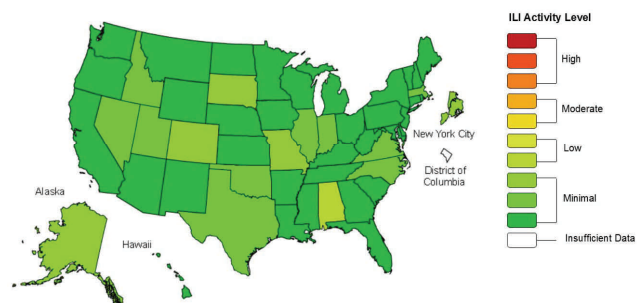
Influenza-associated Pediatric Mortality: No influenza-associated pediatric deaths were reported.

Outpatient Illness Surveillance: The proportion of outpatient visits for influenza-like illness (ILI) was 1.5%, which is below the national baseline of 2.4%. All 10 regions reported ILI below region-specific baseline levels. One state experienced low ILI activity, New York City and 49 states experienced minimal ILI activity, and the District of Columbia had insufficient data.

Geographic Spread of Influenza: The geographic spread of influenza in six states was reported as regional; thirteen states reported local activity; Guam, Puerto Rico, and 31 states reported sporadic activity; the U.S. Virgin Islands reported no activity, and the District of Columbia did not report.

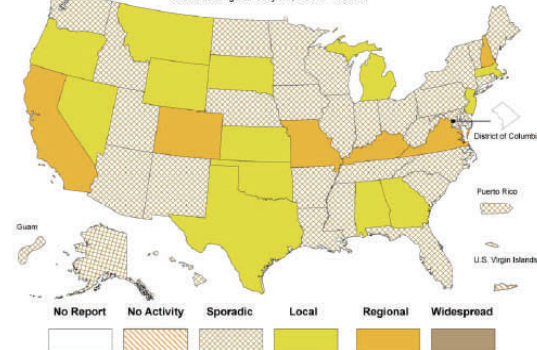
See the entire CDC *FluView* report at: <http://www.cdc.gov/flu/weekly>.

Influenza-Like Illness (ILI) Activity Level Indicator Determined by Data Reported to ILINet
2011-12 Influenza Season Week 4 ending Jan 28, 2012



Map above left: This map uses the proportion of outpatient visits to ILINet sentinel providers for influenza-like illness to measure the ILI activity level within a state. It does not, however, measure the extent of geographic spread of flu within a state. Therefore, outbreaks occurring in a single city could cause the state to display high activity levels.

Weekly Influenza Activity Estimates Reported
by State & Territorial Epidemiologists*
Week ending January 28, 2012 - Week 4



Map above Right: This map measures the geographic spread of influenza viruses, but does not measure the intensity of influenza activity.

Additional resources:

For additional information on influenza testing guidelines for the 2011-12 season, go to: <http://healthoregon.org/fludata> and select 'Influenza Testing'.

For more information on influenza in Oregon please see: <http://www.flu.oregon.gov/>

CDC Weekly Surveillance Report: <http://www.cdc.gov/flu/weekly>

Clinicians interested in becoming an ILINet sentinel provider: please either email Patricia Newman at Patricia.Newman@state.or.us, or telephone at 971-673-1076. Reporting is simple, includes free PCR testing, and helps us monitor influenza activity including emerging influenza strains.

Current Week's Data at a Glance: January 15-21, 2012 (Week 03)

Oregon Influenza-Like Illness (ILI) Activity Level¹	Minimal
Oregon Influenza Activity Geographic Spread²	Sporadic
Percent of outpatient visits for ILI	1.1%
Positive influenza tests³	1
Influenza-associated hospitalizations⁴	0
Reported ILI outbreaks	0
Influenza-associated pediatric mortality	0
Respiratory Syncytial Virus (RSV) activity⁵	14%

¹Based on proportion of outpatient visits— levels include minimal, low, moderate, and high

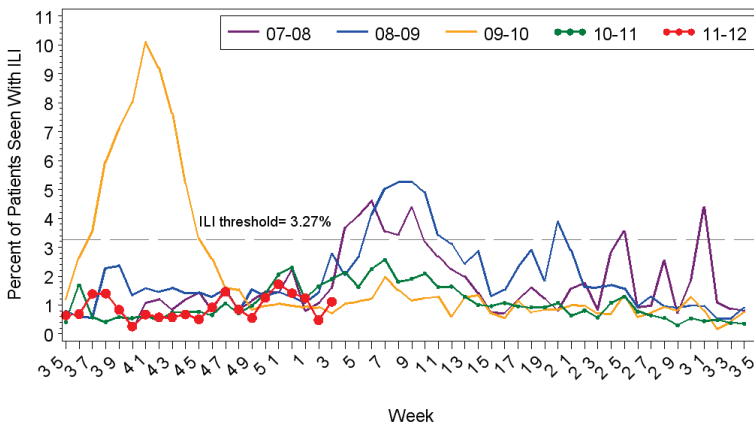
²Levels for geographic spread include no activity, sporadic, local, regional, and widespread

³Reported by state public health lab (OSPHL) from outbreaks, tri-county hospitalizations, and sentinel ILI surveillance; includes only current week positive tests

⁴Based on hospitalization surveillance in Clackamas, Multnomah, and Washington counties only.

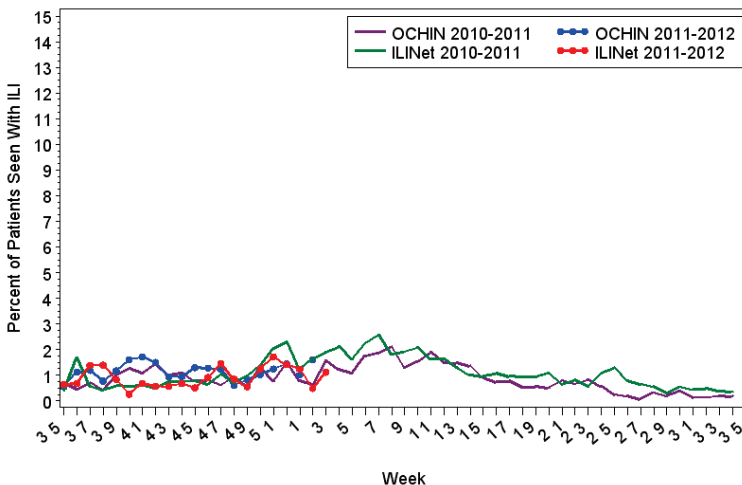
⁵Percent positivity based on data from Oregon's RSV Laboratory Surveillance System

Oregon Outpatient Influenza-Like Illness Surveillance Network (ILINet) 27 JAN 12
Percent of Outpatients with Influenza-like Illness (ILI)
2007-2008, 2008-2009, 2009-2010, 2010-2011, 2011-2012



Surveillance weeks run from Sunday through Saturday
Sentinel providers report the number of patients seen with influenza-like illness as well as total patients seen each week.

Oregon Outpatient Influenza-Like Illness (ILI) Surveillance
ILINet & OCHIN
2010-11 and 2011-12



ILINet: Oregon's Outpatient Influenza-like Illness Surveillance Network:

Oregon's outpatient influenza-like illness (ILI) network is comprised of 25 voluntary healthcare providers from all across Oregon who report the number of patients with influenza-like illness as well as total number of patient visits for each week during the surveillance season.

The percent of outpatients seen with ILI for Week 03 of 2012 was 1.1%, which is below Oregon's seasonal baseline.

ILI is defined as fever ($\geq 100^{\circ}\text{F}$) and cough or sore throat. The average ILI reported during influenza weeks over the previous three seasons is 3.27% (although this figure is skewed upward by the H1N1 pandemic of 2009).

OCHIN Influenza-like Illness Surveillance:

Oregon Public Health Division also receives discharge diagnoses data from OCHIN Inc., a collaborative comprising 22 member organizations of federally qualified health centers (FQHC) and rural health centers in Oregon, representing 103 clinics throughout the state.

OCHIN reports of ILI are one week *behind* our other syndromic surveillance system reports.

The percent of OCHIN patients seen with ILI was 1.61% during Week 03, 2012.

Note: the OCHIN denominator has been recalculated as of January 20, 2012.

Laboratory Surveillance:

The Oregon State Public Health Laboratory (OSPHL) is performing influenza typing and sub-typing by PCR on specimens from the following groups of patients:

- Patients seen by Oregon Sentinel providers from ILINet & Influenza Incidence Surveillance Project (IISP).
- Patients hospitalized with influenza-like illness in the Portland Tri-County area (Multnomah, Clackamas and Washington counties) as part of the CDC-funded study, The Influenza Hospitalization Network (FluSurvNET). We encourage submission of specimens to OSPHL even if rapid influenza tests are negative or have not been performed.
- Patients identified as part of an outbreak of respiratory illness. Please report clusters of respiratory illness to the on-call ACDP epidemiologist at (971-673-1111), who will then make decisions about the need for testing at the OSPHL.

Tables 1 and 2 show the current week and cumulative totals (since Oct. 1, 2011) for influenza and other respiratory virus specimens tested at OSPHL.

Table 1. Oregon State Public Health Laboratory Influenza Specimen Type and Subtype, 2011-12. *

	Current Week	Cumulative
Influenza A	0	8 (6%)
2009 pH1N1	0	1
Seasonal A H3	0	7
Influenza B	1 (12%)	1 (1%)
Pending	0	-
Undetected¹	7 (82%)	126 (93%)
Total Tested	8	135

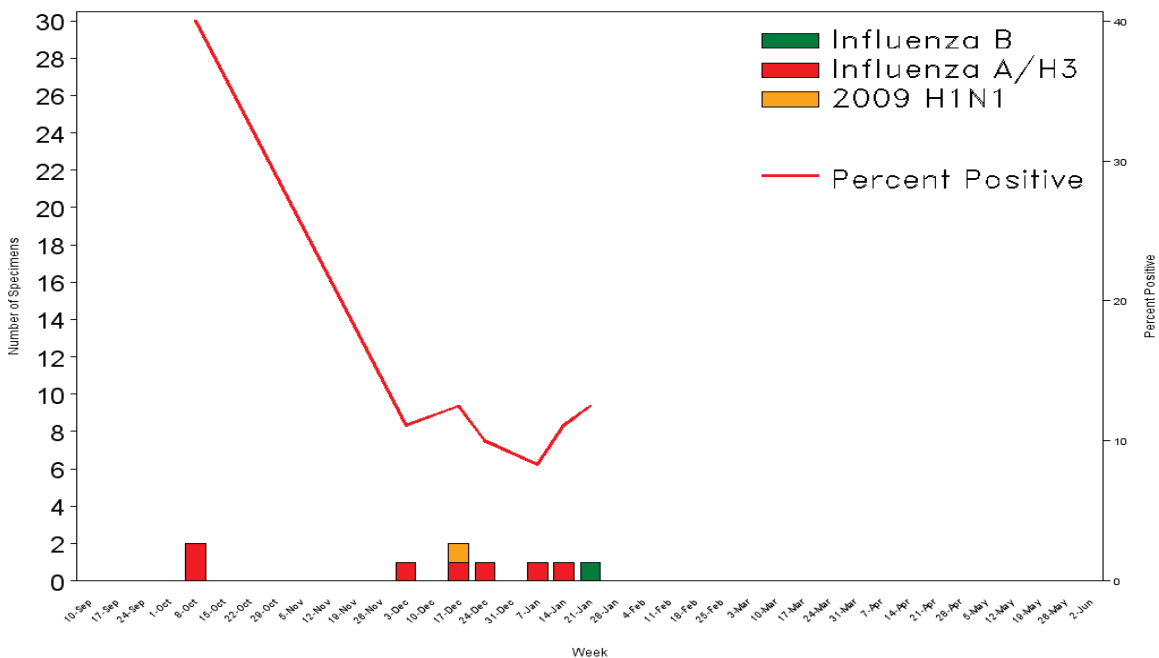
¹ Specimens where influenza not detected— other respiratory virus detection shown in Table 2.

Table 2. Oregon State Public Health Laboratory Non-Influenza Respiratory Viruses, 2011-12. *

	Current Week	Cumulative
Adenovirus	1 (12%)	8 (6%)
Human Metapneumovirus	2 (25%)	13 (10%)
Parainfluenza type 1	0	15 (11%)
Parainfluenza type 2	0	1 (1%)
Parainfluenza type 3	0	0
Respiratory Syncytial Virus	0	1 (1%)
Total Tested	8	131

*Includes specimen testing from outbreaks, hospitalized cases, statewide ILINet sentinel provider surveillance, and the state Influenza Incidence Surveillance Project (IISP). Totals tested from Table 1 & 2 not mutually exclusive.

**Number and Percent Positive for Influenza by PCR
OSPHL 2011-2012**



Laboratory-Confirmed Influenza Associated Hospitalizations: Laboratory-confirmed influenza-associated hospitalizations are reported by hospitals in the Portland Tri-County area (Clackamas, Multnomah, and Washington counties) for all ages where patients are admitted to the hospital and have tested positive for influenza by rapid test, direct or indirect fluorescent antibody test, culture, PCR, or serology. **No influenza-related hospitalizations were reported during Week 03, 2012.** Four influenza-related hospitalizations have been reported so far during the 2011-2012 season—three H3N2 infections and one 2009 H1N1 infection.

National Data

National Summary:

U.S. Virologic Surveillance: Of the 3,572 specimens tested by U.S. World Health Organization (WHO) and National Respiratory and Enteric Virus Surveillance System (NREVSS) collaborating laboratories and reported to CDC/Influenza Division, 175 (4.9%) were positive for influenza.

Pneumonia and Influenza (P&I) Mortality Surveillance: The proportion of deaths attributed to P&I was slightly above the epidemic threshold.

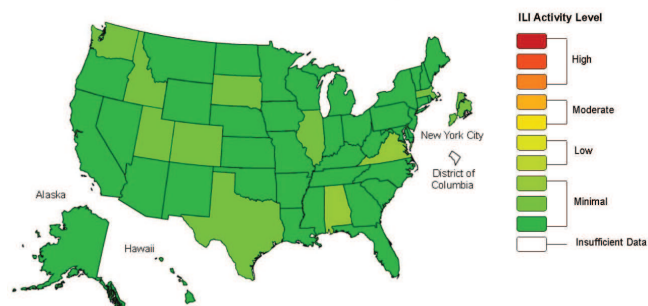
Influenza-associated Pediatric Mortality: One influenza-associated pediatric death was reported and was associated with an influenza B virus infection.

Outpatient Illness Surveillance: The proportion of outpatient visits for influenza-like illness (ILI) was 1.4%, which is below the national baseline of 2.4%. All 10 regions reported ILI below region-specific baseline levels. New York City and all 50 states experienced minimal ILI activity, and the District of Columbia had insufficient data.

Geographic Spread of Influenza: The geographic spread of influenza in four states was reported as regional; eight states reported local activity; Guam and 35 states reported sporadic activity; the U.S. Virgin Islands and three states reported no activity, and the District of Columbia and Puerto Rico did not report.

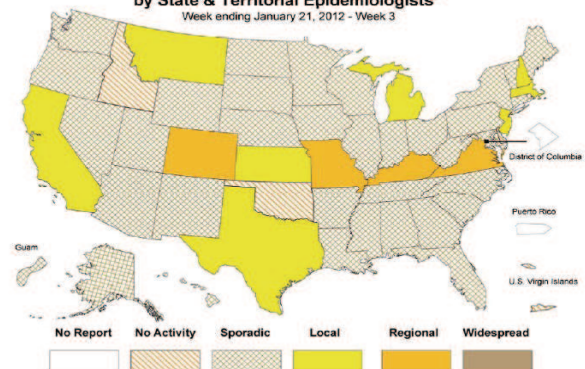
See the entire CDC *FluView* report at: <http://www.cdc.gov/flu/weekly>

Influenza-Like Illness (ILI) Activity Level Indicator Determined by Data Reported to ILINet
2011-12 Influenza Season Week 3 ending Jan 21, 2012



Map above left: This map uses the proportion of outpatient visits to ILINet sentinel providers for influenza-like illness to measure the ILI activity level within a state. It does not, however, measure the extent of geographic spread of flu within a state. Therefore, outbreaks occurring in a single city could cause the state to display high activity levels.

Weekly Influenza Activity Estimates Reported by State & Territorial Epidemiologists*
Week ending January 21, 2012 - Week 3



Map above Right: This map measures the geographic spread of influenza viruses, but does not measure the intensity of influenza activity.

Additional resources:

For additional information on influenza testing guidelines for the 2011-12 season, go to: <http://healthoregon.org/fludata> and select 'Influenza Testing'.

For more information on influenza in Oregon please see: <http://www.flu.oregon.gov/>

CDC Weekly Surveillance Report: <http://www.cdc.gov/flu/weekly>

Clinicians interested in becoming an ILINet sentinel provider: please either email Patricia Newman at Patricia.Newman@state.or.us, or telephone at 971-673-1076. Reporting is simple, includes free PCR testing, and helps us monitor influenza activity including emerging influenza strains.

Current Week's Data at a Glance: January 08-14, 2012 (Week 2)

Oregon Influenza-Like Illness (ILI) Activity Level¹	Minimal
Oregon Influenza Activity Geographic Spread²	Sporadic
Percent of outpatient visits for ILI	0.36%
Positive influenza tests³	0
Influenza-associated hospitalizations⁴	0
Reported ILI outbreaks	0
Influenza-associated pediatric mortality	0
Respiratory Syncytial Virus (RSV) activity⁵	13%

¹Based on proportion of outpatient visits—levels include minimal, low, moderate, and high

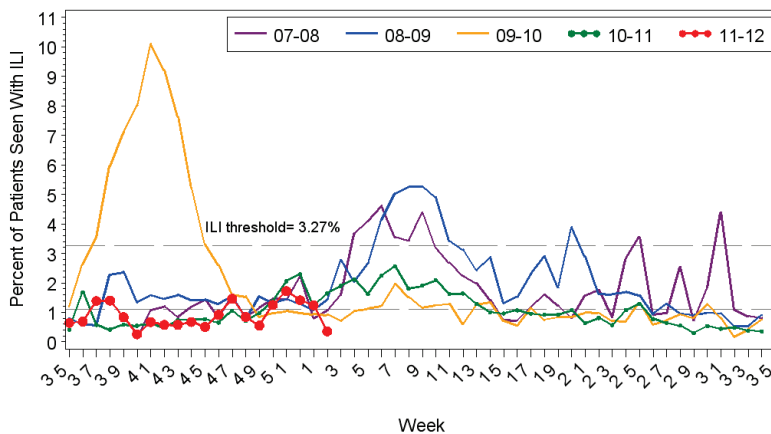
²Levels for geographic spread include no activity, sporadic, local, regional, and widespread

³Reported by state public health lab (OSPHL) from outbreaks, tri-county hospitalizations, and sentinel ILI surveillance; includes only current week positive tests

⁴Based on hospitalization surveillance in Clackamas, Multnomah, and Washington counties only.

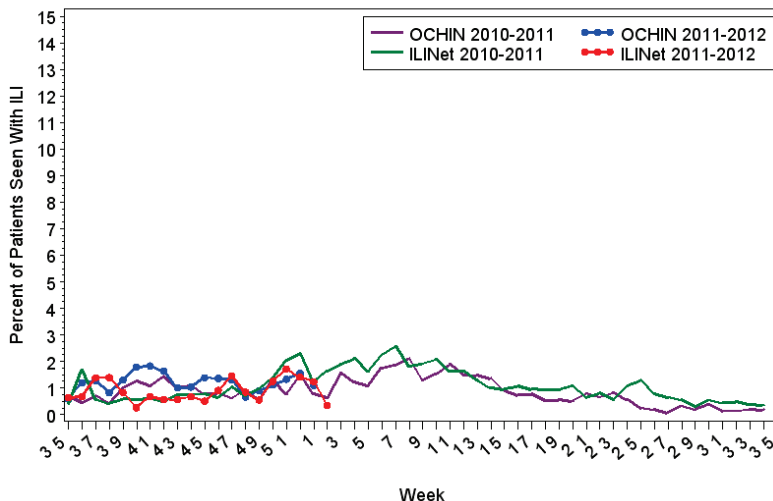
⁵Percent positivity based on data from Oregon's RSV Laboratory Surveillance System

Oregon Outpatient Influenza-Like Illness Surveillance Network (ILINet) 20JAN12
Percent of Outpatients with Influenza-like Illness (ILI)
2007-2008, 2008-2009, 2009-2010, 2010-2011, 2011-2012



Surveillance weeks run from Sunday through Saturday
Sentinel providers report the number of patients seen with influenza-like illness as well as total patients seen each week.

Oregon Outpatient Influenza-Like Illness (ILI) Surveillance
ILINet & OCHIN
2010-11 and 2011-12



ILINet: Oregon's Outpatient Influenza-like Illness Surveillance Network:

Oregon's outpatient influenza-like illness network is comprised of 25 voluntary healthcare providers from all across Oregon who report the number of patients with influenza-like illness (ILI) as well as total number of patient visits for each week during the surveillance season.

The percent of outpatients seen with ILI for Week 2 of 2012 was 0.36%, which is below Oregon's seasonal baseline.

ILI is defined as fever ($\geq 100^{\circ}\text{F}$) and cough or sore throat. The average ILI reported during influenza weeks over the previous three seasons is 3.27% (although this figure is skewed upward by the H1N1 pandemic of 2009).

OCHIN Influenza-like Illness Surveillance:

Oregon Public Health Division also receives discharge diagnoses data from OCHIN Inc., a collaborative comprising 22 member organizations of federally qualified health centers (FQHC) and rural health centers in Oregon, representing 103 clinics throughout the state.

OCHIN reports of ILI are one week *behind* our other syndromic surveillance system reports.

The percent of OCHIN patients seen with ILI was 1.11% during Week 01, 2012.

Note: the OCHIN denominator has been recalculated as of January 20, 2012.

Laboratory Surveillance:

The Oregon State Public Health Laboratory (OSPHL) is performing influenza typing and sub-typing by PCR on specimens from the following groups of patients:

- Patients seen by Oregon Sentinel providers from ILINet & Influenza Incidence Surveillance Project (IISP).
- Patients hospitalized with influenza-like illness in the Portland Tri-County area (Multnomah, Clackamas and Washington counties) as part of the CDC-funded study, The Influenza Hospitalization Network (FluSurvNET). We encourage submission of specimens to OSPHL even if rapid influenza tests are negative or have not been performed.
- Patients identified as part of an outbreak of respiratory illness. Please report clusters of respiratory illness to the on-call ACDP epidemiologist at (971-673-1111), who will then make decisions about the need for testing at the OSPHL.

Tables 1 and 2 show the current week and cumulative totals (since Oct. 1, 2011) for influenza and other respiratory virus specimens tested at OSPHL.

Table 1. Oregon State Public Health Laboratory Influenza Specimen Type and Subtype, 2011-12. *

	Current Week	Cumulative
Influenza A	0	7 (6%)
2009 pH1N1	0	1
Seasonal A H3	0	6
Influenza B	0	0
Pending	9(100%)	-
Undetected¹	0	120 (96%)
Total Tested	9	125

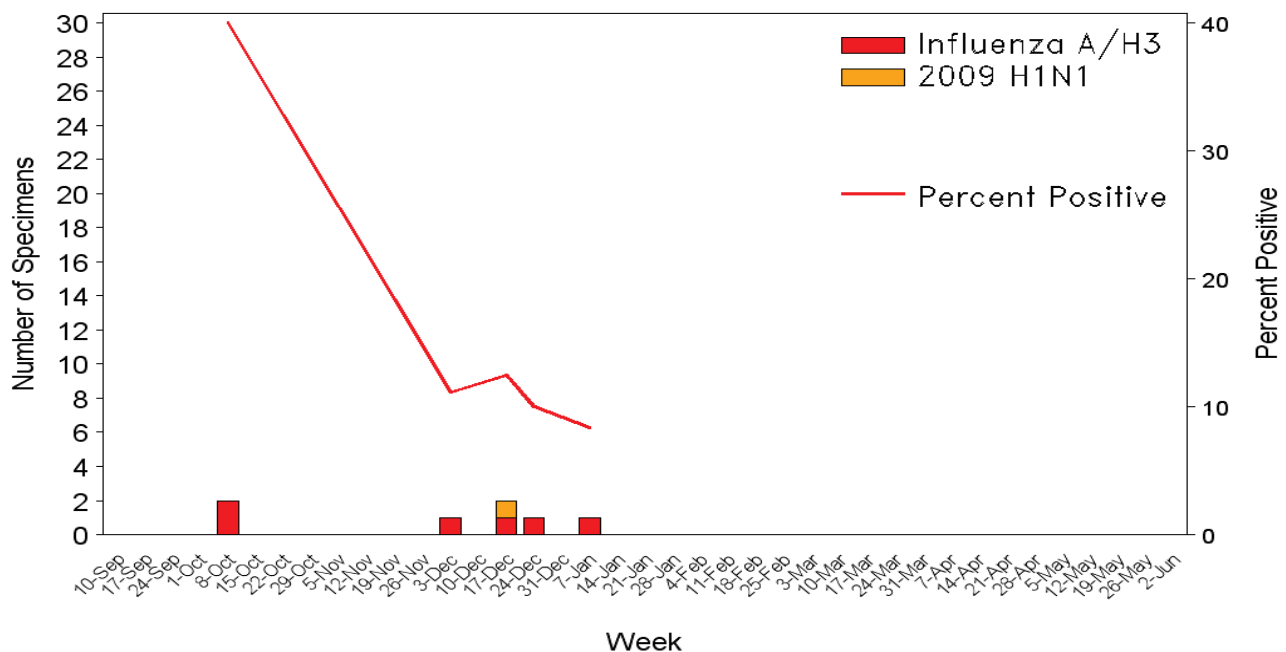
¹ Specimens where influenza not detected— other respiratory virus detection shown in Table 2.

Table 2. Oregon State Public Health Laboratory Non-Influenza Respiratory Viruses, 2011-12. *

	Current Week	Cumulative
Adenovirus	0	6 (5%)
Human Metapneumovirus	0	10 (9%)
Parainfluenza type 1	0	14 (12%)
Parainfluenza type 2	0	1 (1%)
Parainfluenza type 3	0	0
Respiratory Syncytial Virus	0	1(1%)
Total Tested	9	121

*Includes specimen testing from outbreaks, hospitalized cases, statewide ILINet sentinel provider surveillance, and the state Influenza Incidence Surveillance Project (IISP). Totals tested from Table 1 & 2 not mutually exclusive.

**Number and Percent Positive for Influenza by PCR
OSPHL 2011-2012**



Laboratory-Confirmed Influenza Associated Hospitalizations: Laboratory-confirmed influenza-associated hospitalizations are reported by hospitals in the Portland Tri-County area (Clackamas, Multnomah, and Washington counties) for all ages where patients are admitted to the hospital and have tested positive for influenza by rapid test, direct or indirect fluorescent antibody test, culture, PCR, or serology. **No influenza-related hospitalizations were reported during Week 2, 2012.** Four influenza-related hospitalizations have been reported so far during the 2011-2012 season—three H3N2 infections and one 2009 H1N1 infection.

National Data

National Summary:

U.S. Virologic Surveillance: Of the 3,771 specimens tested by U.S. World Health Organization (WHO) and National Respiratory and Enteric Virus Surveillance System (NREVSS) collaborating laboratories and reported to CDC/Influenza Division, 138 (3.7%) were positive for influenza.

Pneumonia and Influenza (P&I) Mortality Surveillance: The proportion of deaths attributed to P&I was below the epidemic threshold.

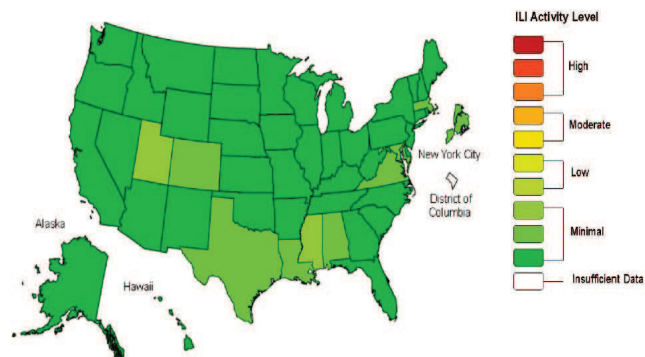
Influenza-associated Pediatric Mortality: No influenza-associated pediatric deaths were reported.

Outpatient Illness Surveillance: The proportion of outpatient visits for influenza-like illness (ILI) was 1.2%, which is below the national baseline of 2.4%. All 10 regions reported ILI below region-specific baseline levels. New York City and all 50 states experienced minimal ILI activity, and the District of Columbia had insufficient data.

Geographic Spread of Influenza: The geographic spread of influenza in one state was reported as regional; eight states reported local activity; Puerto Rico and 38 states reported sporadic activity, and the District of Columbia, Guam, the U.S. Virgin Islands and three states reported no influenza activity.

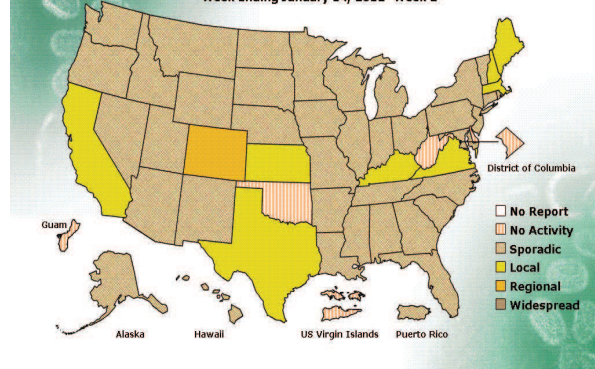
See the entire CDC *FluView* report at: <http://www.cdc.gov/flu/weekly>

Influenza-Like Illness (ILI) Activity Level Indicator Determined by Data Reported to ILINet
2011-12 Influenza Season Week 2 ending Jan 14, 2012



Map above left: This map uses the proportion of outpatient visits to ILINet sentinel providers for influenza-like illness to measure the ILI activity level within a state. It does not, however, measure the extent of geographic spread of flu within a state. Therefore, outbreaks occurring in a single city could cause the state to display high activity levels.

A Weekly Influenza Surveillance Report Prepared by the Influenza Division
Weekly Influenza Activity Estimates Reported by State and Territorial Epidemiologists*
Week Ending January 14, 2012- Week 2



Map above Right: This map measures the geographic spread of influenza viruses, but does not measure the intensity of influenza activity.

Additional resources:

For additional information on influenza testing guidelines for the 2011-12 season, go to: <http://healthoregon.org/fludata> and select 'Influenza Testing'.

For more information on influenza in Oregon please see: <http://www.flu.oregon.gov/>

CDC Weekly Surveillance Report: <http://www.cdc.gov/flu/weekly>

Clinicians interested in becoming an ILINet sentinel provider: please either email Patricia Newman at Patricia.Newman@state.or.us, or telephone at 971-673-1076. Reporting is simple, includes free PCR testing, and helps us monitor influenza activity including emerging influenza strains.

Current Week's Data at a Glance: January 01-07, 2012 (Week 1)

Oregon Influenza-Like Illness (ILI) Activity Level¹	Minimal
Oregon Influenza Activity Geographic Spread²	Local
Percent of outpatient visits for ILI	1.54%
Positive influenza tests³	1(10%)
Influenza-associated hospitalizations⁴	0
Reported ILI outbreaks	0
Influenza-associated pediatric mortality	0
Respiratory Syncytial Virus (RSV) activity⁵	10%

¹Based on proportion of outpatient visits— levels include minimal, low, moderate, and high

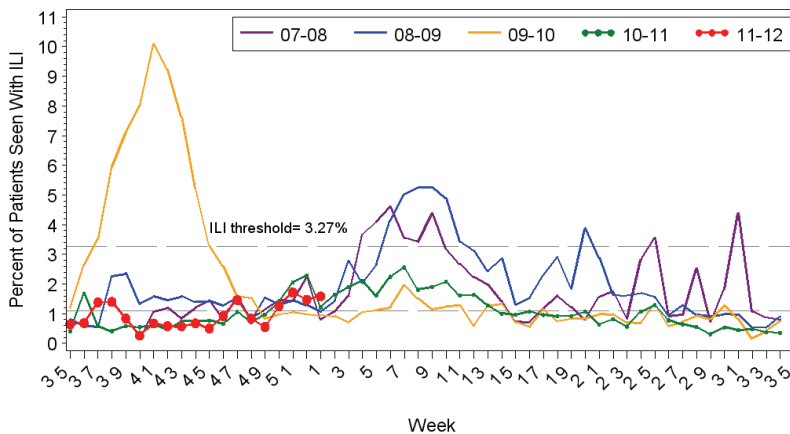
²Levels for geographic spread include no activity, sporadic, local, regional, and widespread

³Reported by state public health lab (OSPHL) from outbreaks, tri-county hospitalizations, and sentinel ILI surveillance; includes only current week positive tests

⁴Based on hospitalization surveillance in Clackamas, Multnomah, and Washington counties only.

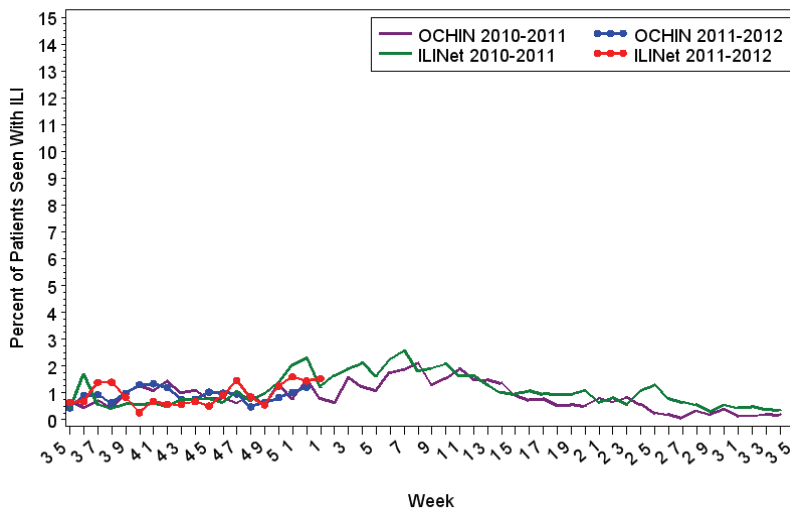
⁵Percent positivity based on data from Oregon's RSV Laboratory Surveillance System

Oregon Outpatient Influenza-Like Illness Surveillance Network (ILINet) 12JAN12
Percent of Outpatients with Influenza-like Illness (ILI)
2007-2008, 2008-2009, 2009-2010, 2010-2011, 2011-2012



Surveillance weeks run from Sunday through Saturday.
Sentinel providers report the number of patients seen with influenza-like illness as well as total patients seen each week.

Oregon Outpatient Influenza-Like Illness (ILI) Surveillance
ILINet & OCHIN
2010-11 and 2011-12



ILINet: Oregon's Outpatient Influenza-like Illness Surveillance Network:

Oregon's outpatient influenza-like illness network is comprised of 25 voluntary healthcare providers from all across Oregon who report the number of patients with influenza-like illness (ILI) as well as total number of patient visits for each week during the surveillance season.

The percent of outpatients seen with ILI for Week 1 of 2012 was 1.54%, which is below Oregon's seasonal baseline.

ILI is defined as fever ($\geq 100^{\circ}\text{F}$) and cough or sore throat. The average ILI reported during influenza weeks over the previous three seasons is 3.27% (although this figure is skewed upward by the H1N1 pandemic of 2009).

OCHIN Influenza-like Illness Surveillance:

Oregon Public Health Division also receives discharge diagnoses data from OCHIN Inc., a collaborative comprising 22 member organizations of federally qualified health centers (FQHC) and rural health centers in Oregon, representing 103 clinics throughout the state.

OCHIN reports of ILI are one week *behind* our other syndromic surveillance system reports. **The percent of OCHIN patients seen with ILI was 1.22% during Week 52, 2011.**

Laboratory Surveillance:

The Oregon State Public Health Laboratory (OSPHL) is performing influenza typing and sub-typing by PCR on specimens from the following groups of patients:

- Patients seen by Oregon Sentinel providers from ILINet & Influenza Incidence Surveillance Project (IISP).
- Patients hospitalized with influenza-like illness in the Portland Tri-County area (Multnomah, Clackamas and Washington counties) as part of the CDC-funded study, The Influenza Hospitalization Network (FluSurvNET). We encourage submission of specimens to OSPHL even if rapid influenza tests are negative or have not been performed.
- Patients identified as part of an outbreak of respiratory illness. Please report clusters of respiratory illness to the on-call ACDP epidemiologist at (971-673-1111), who will then make decisions about the need for testing at the OSPHL.

Tables 1 and 2 show the current week and cumulative totals (since Oct. 1, 2011) for influenza and other respiratory virus specimens tested at OSPHL.

Table 1. Oregon State Public Health Laboratory Influenza Specimen Type and Subtype, 2011-12. *

	Current Week	Cumulative
Influenza A	1 (10%)	7 (6%)
2009 pH1N1	0	1
Seasonal A H3	1	6
Influenza B	0	0
Pending	0	2 (2%)
Undetected¹	9 (90%)	109 (92%)
Total Tested	10	118

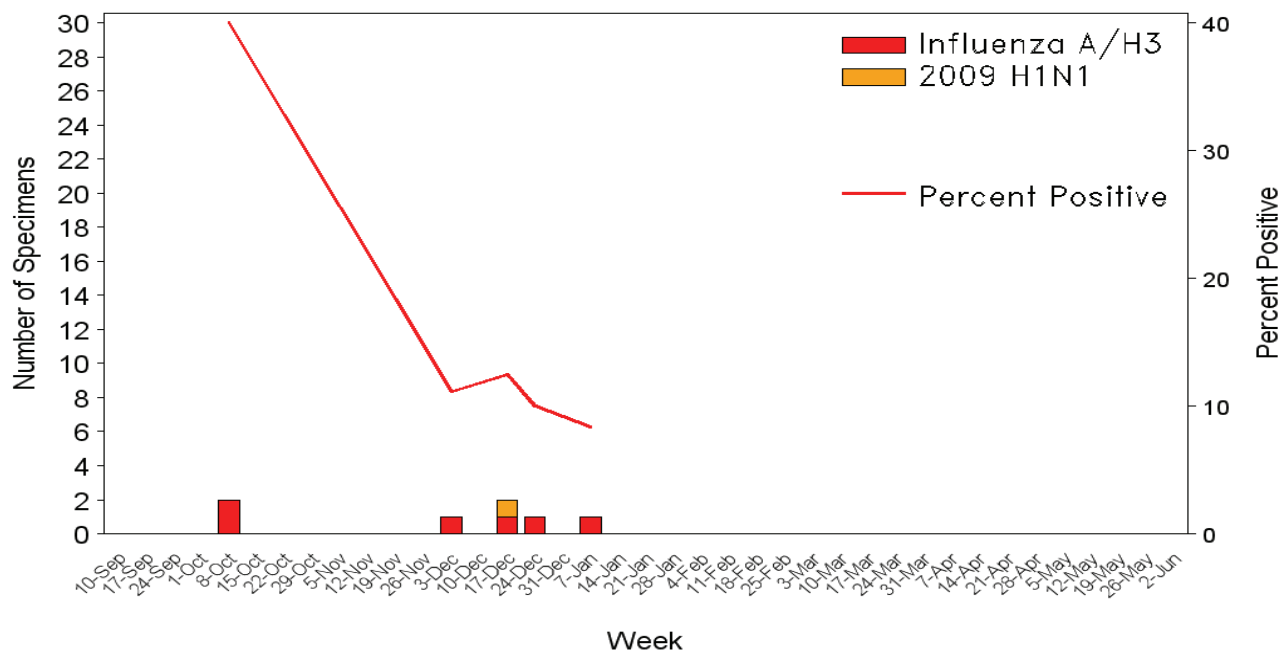
¹ Specimens where influenza not detected– other respiratory virus detection shown in Table 2.

Table 2. Oregon State Public Health Laboratory Non-Influenza Respiratory Viruses, 2011-12. *

	Current Week	Cumulative
Adenovirus	0	6 (5%)
Human Metapneumovirus	1 (10%)	10 (9%)
Parainfluenza type 1	1 (10%)	14 (12%)
Parainfluenza type 2	0	1 (1%)
Parainfluenza type 3	0	0
Respiratory Syncytial Virus	0	1(1%)
Total Tested	10	114

*Includes specimen testing from outbreaks, hospitalized cases, statewide ILINet sentinel provider surveillance, and the state Influenza Incidence Surveillance Project (IISP). Totals tested from Table 1 & 2 not mutually exclusive.

**Number and Percent Positive for Influenza by PCR
OSPHL 2011-2012**



Laboratory-Confirmed Influenza Associated Hospitalizations: Laboratory-confirmed influenza-associated hospitalizations are reported by hospitals in the Portland Tri-County area (Clackamas, Multnomah, and Washington counties) for all ages where patients are admitted to the hospital and have tested positive for influenza by rapid test, direct or indirect fluorescent antibody test, culture, PCR, or serology. **No influenza-related hospitalizations were reported during Week 1, 2012.** Four influenza-related hospitalizations have been reported so far during the 2011-2012 season—three H3N2 infections and one 2009 H1N1 infection.

National Data

National Summary:

U.S. Virologic Surveillance: Of the 3,199 specimens tested by U.S. World Health Organization (WHO) and National Respiratory and Enteric Virus Surveillance System (NREVSS) collaborating laboratories and reported to CDC/Influenza Division, 108 (3.4%) were positive for influenza.

Pneumonia and Influenza (P&I) Mortality Surveillance: The proportion of deaths attributed to P&I was below the epidemic threshold.

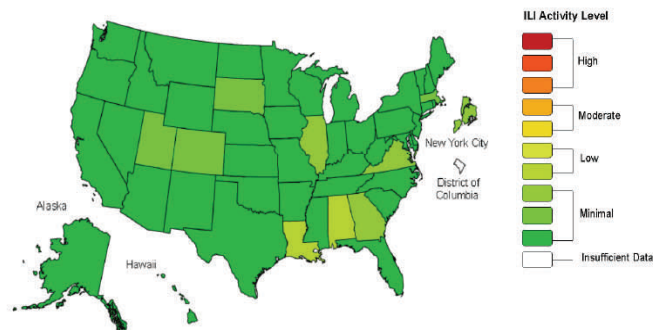
Influenza-associated Pediatric Mortality: No influenza-associated pediatric deaths were reported.

Outpatient Illness Surveillance: The proportion of outpatient visits for influenza-like illness (ILI) was 1.4%, which is below the national baseline of 2.4%. All 10 regions reported ILI below region-specific baseline levels. Two states experienced low ILI activity, New York City and 48 states experienced minimal ILI activity, and the District of Columbia had insufficient data.

Geographic Spread of Influenza: The geographic spread of influenza in two states was reported as regional; seven states reported local activity; 37 states reported sporadic activity; the District of Columbia, Guam, the U.S. Virgin Islands and four states reported no influenza activity, and Puerto Rico did not report.

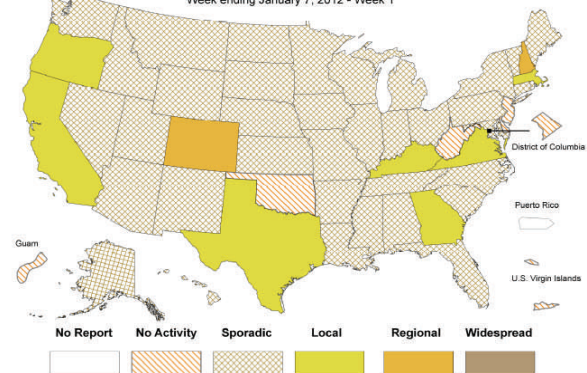
See the entire CDC FluView report at <http://www.cdc.gov/flu/weekly/>

Influenza-Like Illness (ILI) Activity Level Indicator Determined by Data Reported to ILINet
2011-12 Influenza Season Week 1 ending Jan 07, 2012



Map above left: This map uses the proportion of outpatient visits to ILINet sentinel providers for influenza-like illness to measure the ILI activity level within a state. It does not, however, measure the extent of geographic spread of flu within a state. Therefore, outbreaks occurring in a single city could cause the state to display high activity levels.

Weekly Influenza Activity Estimates Reported by State & Territorial Epidemiologists*
Week ending January 7, 2012 - Week 1



Map above right: This map measures the geographic spread of influenza viruses, but does not measure the intensity of influenza activity.

Additional resources:

For additional information on influenza testing guidelines for the 2011-12 season, go to: <http://healthoregon.org/fludata> and select 'Influenza Testing'.

For more information on influenza in Oregon please see: <http://www.flu.oregon.gov/>

CDC Weekly Surveillance Report: <http://www.cdc.gov/flu/weekly>

Clinicians interested in becoming an ILINet sentinel provider: please either email Patricia Newman at Patricia.Newman@state.or.us, or telephone at 971-673-1076. Reporting is simple, includes free PCR testing, and helps us monitor influenza activity including emerging influenza strains.

Published January 6, 2012

Summary:

- During Week 52 (December 25th – 31st, 2011), OSPHL reported that 0 specimens tested positive for influenza.
- The level of influenza-like illness (ILI) detected by Oregon's outpatient ILI network remains below the regional and national baselines for Week 52.
- For Week 52, no influenza-related hospitalizations* have been reported.
- Influenza activity remains low across the U.S. The proportion of outpatient visits for ILI was 1.7%, which is below the national baseline of 2.4%.
- Respiratory syncytial virus (RSV) activity remains low but is increasing in Oregon, with 18 (10%) of specimens testing positive** during Week 52.

* Based on hospitalization surveillance in Clackamas, Multnomah, and Washington counties only.

**Percent positivity based on data from Oregon's RSV Laboratory Surveillance System (number of positive RSV tests ÷ number of RSV tests performed)

Outpatient Influenza-like Illness (ILI):

ILINet: Oregon's Outpatient Influenza-like Illness Surveillance Network

Oregon's outpatient influenza-like illness network is comprised of 25 voluntary healthcare providers from all across Oregon who report the number of patients with influenza-like illness (ILI) as well as total number of patient visits for each week during the surveillance season.

ILI is defined as fever ($\geq 100^{\circ}\text{F}$) and cough or sore throat. The number of patient visits and the percent of patients with ILI for the last 3 weeks are presented below. The average ILI reported during influenza weeks over the previous three seasons is 3.27% (although this figure is skewed upward by the H1N1 pandemic of 2009). The percent of outpatients seen with ILI for Week 52 was 1.09%, which is below Oregon's seasonal baseline.

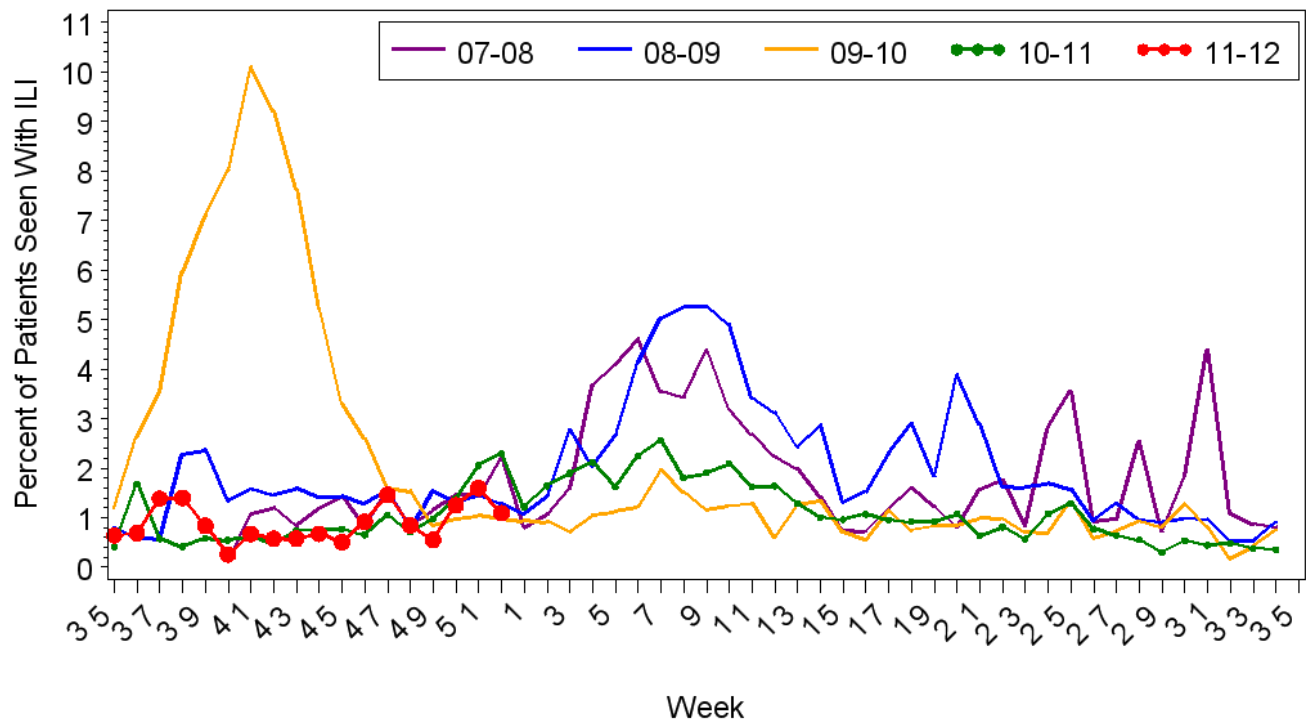
Clinicians interested in becoming an ILINet sentinel provider: please either email Patricia Newman at Patricia.Newman@state.or.us, or telephone at 971-673-1076. Reporting is simple, includes free PCR testing, and helps us monitor influenza activity including emerging influenza strains.

2011-2012 Flu Season	Number of Patient Visits	Percent Patients with ILI	Number of Provider Reports
Week ending December 31 st	1093	1.09%	10
Week ending December 24 th	2551	1.60%	17
Week ending December 17 th	2473	1.25%	16

Oregon Outpatient Influenza-Like Illness Surveillance Network (ILINet) 06JAN12

Percent of Outpatients with Influenza-like Illness (ILI)

2007-2008, 2008-2009, 2009-2010, 2010-2011, 2011-2012



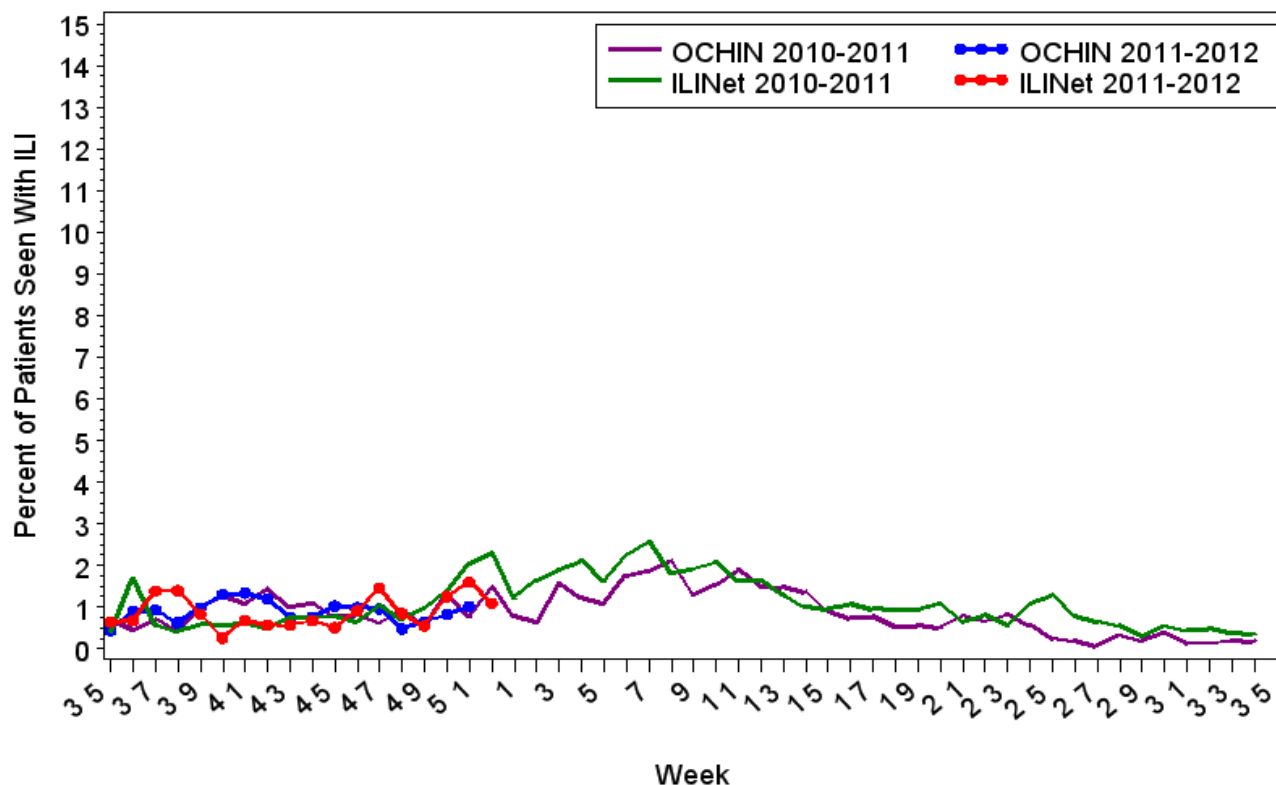
Surveillance weeks run from Sunday through Saturday

Sentinel providers report the number of patients seen with influenza-like illness as well as total patients seen each week.

OCHIN Influenza-like Illness Surveillance:

Oregon Public Health Division also receives discharge diagnoses data from OCHIN Inc., a collaborative comprising 22 member organizations of federally qualified health centers (FQHC) and rural health centers in Oregon, representing 103 clinics throughout the state. OCHIN reports of ILI are one week *behind* our other syndromic surveillance system reports. The percent of OCHIN patients seen with ILI was 1.02% during Week 51.

Oregon Outpatient Influenza-Like Illness (ILI) Surveillance
ILINet & OCHIN
2010-11 and 2011-12



Laboratory-Confirmed Influenza Associated Hospitalizations:

Laboratory-confirmed influenza-associated hospitalizations are reported by hospitals in the Portland Tri-County area (Clackamas, Multnomah, and Washington counties) for all ages where patients are admitted to the hospital and have tested positive for influenza by rapid test, direct or indirect fluorescent antibody test, culture, PCR, or serology. No influenza-related hospitalizations were reported during Week 52. Four influenza-related hospitalizations have been reported so far during the 2011-2012 season—three H3N2 infections and one 2009 H1N1 infection.

Laboratory Surveillance:

The Oregon State Public Health Laboratory (OSPHL) is performing influenza typing and sub-typing by PCR on specimens from the following groups of patients:

- Patients seen by Oregon Sentinel providers from ILINet & Influenza Incidence Surveillance Project (IISP).
- Patients hospitalized with influenza-like illness in the Portland Tri-County area (Multnomah, Clackamas and Washington counties) as part of the CDC-funded study, The Influenza Hospitalization Network (FluSurv-NET). We encourage submission of

specimens to OSPHL even if rapid influenza tests are negative or have not been performed.

- Patients identified as part of an outbreak of respiratory illness. Please report clusters of respiratory illness to the on-call ACDP epidemiologist at (971-673-1111), who will then make decisions about the need for testing at the OSPHL.

Oregon State Public Health Laboratory Specimen Type and Subtype, 2011-12

	Cumulative since October 1st, 2011					Current Week (Dec. 25- Dec 31, 2011)
	ILINet N (%)	IISP N (%)	Hospitalized* N (%)	Outbreaks N (%)	Total N (%)	Total N (%)
Influenza A						
2009 pH1N1	0	0	1(25)	0	1(1)	0
Seasonal A (H3)	1(10)	1(1)	3 (75)	0	5(5)	0
Influenza B	0	0	0	0	0	0
Respiratory Syncytial Virus	0	1(1)	0	0	1(1)	0
Parainfluenza type 1	1(10)	13(15)	0	0	14(13)	1
Parainfluenza type 2	0	1(1)	0	0	1(1)	0
Parainfluenza type 3	0	0	0	0	0	0
Adenovirus	0	5(6)	0	0	5(5)	0
Human Metapneumovirus	0	5(6)	0	0	5(5)	0
Pending	0	8(10)	0	0	8(8)	8
Undetected	8(80)	50(60)	0	6(100)	64(61)	3
Total Tested	10	84	4	6	104	12

*Although we make our best effort to only include hospitalized patients in our lab surveillance, submissions for hospital cases include some ER visits.

For additional information on influenza testing guidelines for the 2011-12 season, go to: <http://healthoregon.org/fludata> and select 'Influenza Testing'.

Additional resources:

For more information on influenza in Oregon please see: <http://www.flu.oregon.gov/>

CDC Weekly Surveillance Report: <http://www.cdc.gov/flu/weekly>

Published December 30, 2011

Summary:

- During Week 51 (December 18th - 24th, 2011), OSPHL reported that 1 specimen tested positive for influenza A/H3 virus and another for 2009 A/H1.
- The level of influenza-like illness (ILI) detected by Oregon's outpatient ILI network has increased slightly but remains below the regional and national baselines for Week 51.
- For Week 51, no influenza-related hospitalizations* have been reported.
- Influenza activity remains low across the U.S. This includes emergency room surveillance reporting ILI visits.
- Respiratory syncytial virus (RSV) activity remains low in Oregon, with 8 (5%) of specimens testing positive** during Week 51.

* Based on hospitalization surveillance in Clackamas, Multnomah, and Washington counties only.

**Percent positivity based on data from Oregon's RSV Laboratory Surveillance System (number of positive RSV tests ÷ number of RSV tests performed)

Novel H3N2 swine-origin virus:

Last week, CDC confirmed an additional novel flu infection— a West Virginia child with a swine-origin H3N2 reassortant strain (H3N2v). This H3N2 variant is the same virus that infected 11 cases in 5 states recently, and includes the M gene from the 2009 H1N1 virus. The current total number of cases in the US is 12. The most recent case was a daycare contact of an H3N2v case reported previously. As a result of the H3N2v virus infections that have occurred thus far, CDC has issued guidance on preventing seasonal and H3N2v influenza in healthcare settings. The guidelines are same as those issued for seasonal influenza:

<http://www.cdc.gov/flu/professionals/infectioncontrol/healthcaresettings.htm>.

There have been no cases of H3N2v detected in Oregon. We will continue to monitor the emergence of such strains by conducting PCR on specimens from our network of sentinel providers throughout the state, outbreaks, and hospitalized patients in the Portland metro area. Specimens submitted through these routes will be sent on to CDC for subtyping from the state public health lab.

Outpatient Influenza-like Illness (ILI):

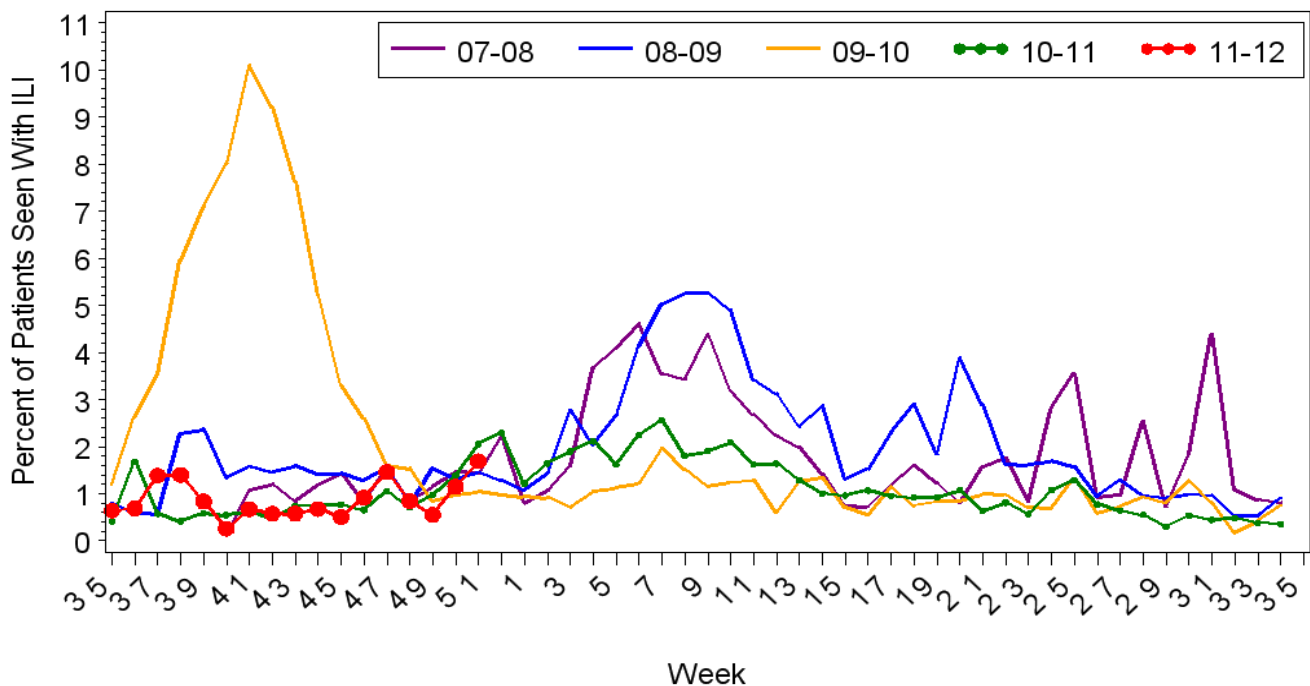
ILINet: Oregon's Outpatient Influenza-like Illness Surveillance Network

Oregon's outpatient influenza-like illness network is comprised of 25 voluntary healthcare providers from all across Oregon who report the number of patients with influenza-like illness (ILI) as well as total number of patient visits for each week during the surveillance season.

ILI is defined as fever ($\geq 100^{\circ}\text{F}$) and cough or sore throat. The number of patient visits and the percent of patients with ILI for the last 3 weeks are presented below. The average ILI reported during influenza weeks over the previous three seasons is 3.27% (although this figure is skewed upward by the H1N1 pandemic of 2009). The percent of outpatients seen with ILI for Week 51 was 1.69%, which is below Oregon's seasonal baseline.

2011-2012 Flu Season	Number of Patient Visits	Percent Patients with ILI	Number of Provider Reports
Week ending December 24 th	1239	1.69%	8
Week ending December 17 th	1998	1.15%	13
Week ending December 10 th	3590	0.55%	18

Oregon Outpatient Influenza-Like Illness Surveillance Network (ILINet) 30DEC11
Percent of Outpatients with Influenza-like Illness (ILI)
 2007-2008, 2008-2009, 2009-2010, 2010-2011, 2011-2012



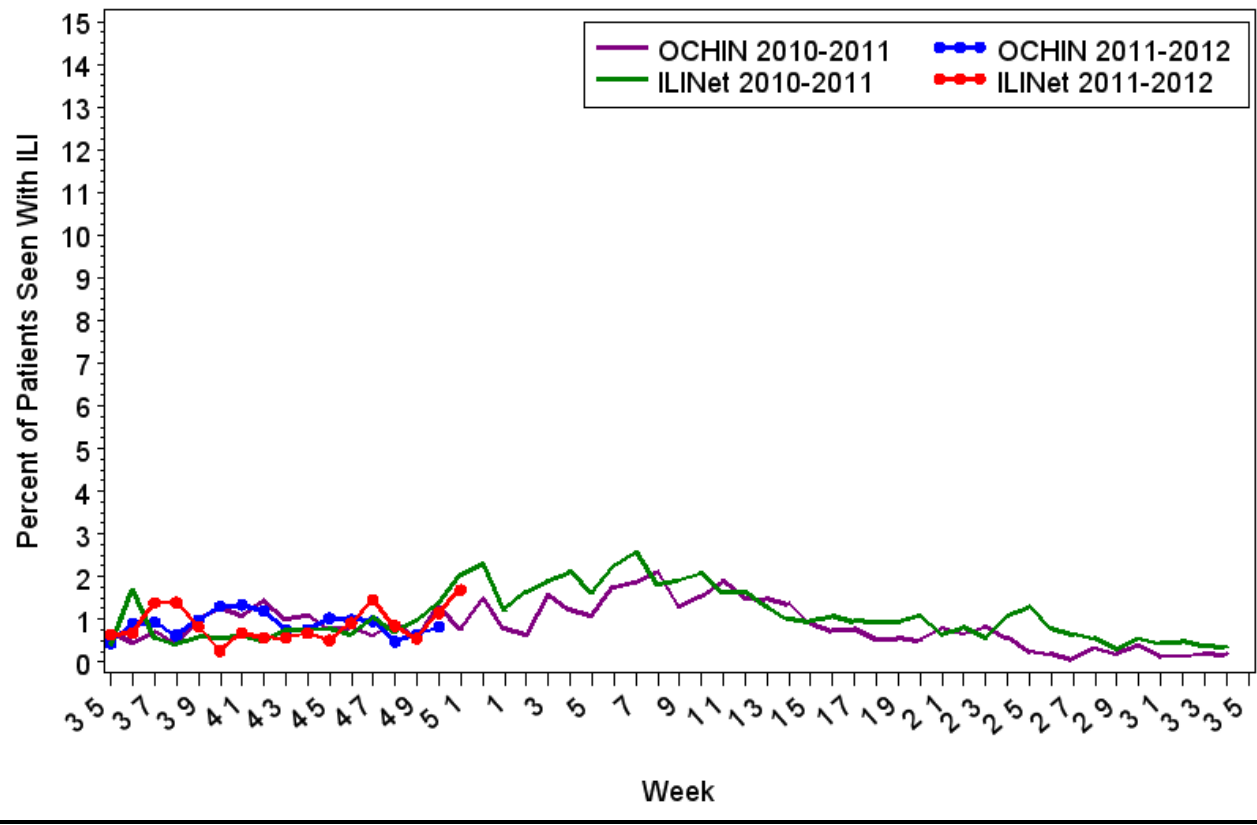
Surveillance weeks run from Sunday through Saturday
 Sentinel providers report the number of patients seen with influenza-like illness as well as total patients seen each week.

OCHIN Influenza-like Illness Surveillance:

Oregon Public Health Division also receives discharge diagnoses data from OCHIN Inc., a collaborative comprising 22 member organizations of federally qualified health centers (FQHC) and rural health centers in Oregon, representing 103 clinics throughout the state.

OCHIN reports of ILI are one week *behind* our other syndromic surveillance system reports. The percent of OCHIN patients seen with ILI was 0.84% during Week 50.

Oregon Outpatient Influenza-Like Illness (ILI) Surveillance
 ILINet & OCHIN
 2010-11 and 2011-12



Laboratory-Confirmed Influenza Associated Hospitalizations:

Laboratory-confirmed influenza-associated hospitalizations are reported by hospitals in the Portland Tri-County area (Clackamas, Multnomah, and Washington counties) for all ages where patients are admitted to the hospital and have tested positive for influenza by rapid test, direct or indirect fluorescent antibody test, culture, PCR, or serology. No influenza-related hospitalizations were reported during Week 51. Four influenza-related hospitalizations have been reported so far during the 2011-2012 season—three H3N2 infections and one 2009 H1N1 infection.

Laboratory Surveillance:

The Oregon State Public Health Laboratory (OSPHL) is performing influenza typing and sub-typing by PCR on specimens from the following groups of patients:

- Patients seen by Oregon Sentinel providers from ILINet & Influenza Incidence Surveillance Project (IISP).
- Patients hospitalized with influenza-like illness in the Portland Tri-County area (Multnomah, Clackamas and Washington counties) as part of the CDC-funded study, The

Influenza Hospitalization Network (FluSurv-NET). We encourage submission of specimens to OSPHL even if rapid influenza tests are negative or have not been performed.

- Patients identified as part of an outbreak of respiratory illness. Please report clusters of respiratory illness to the on-call ACDP epidemiologist at (971-673-1111), who will then make decisions about the need for testing at the OSPHL.

Oregon State Public Health Laboratory Specimen Type and Subtype, 2011-12

	Cumulative since October 1st, 2011					Current Week (Dec. 18- Dec 24, 2011)
	ILINet N (%)	IISP N (%)	Hospitalized* N (%)	Outbreaks N (%)	Total N (%)	Total N (%)
Influenza A						
2009 pH1N1	0	0	1(25)	0	1(1)	0
Seasonal A (H3)	1(10)	1(1)	3 (75)	0	5(5)	1
Influenza B	0	0	0	0	0	0
Respiratory Syncytial Virus	0	1(1)	0	0	1(1)	0
Parainfluenza type 1	1(10)	10(14)	0	0	11(12)	0
Parainfluenza type 2	0	1(1)	0	0	1(1)	0
Parainfluenza type 3	0	0	0	0	0	0
Adenovirus	0	5(7)	0	0	5(5)	0
Human Metapneumovirus	0	4(6)	0	0	4(4)	0
Pending	0	5(7)	0	0	5(5)	5
Undetected	8(80)	45(63)	0	6(100)	59(64)	3
Total Tested	10	72	4	6	92	9

*Although we make our best effort to only include hosp pts in our lab surv., submissions for hosp cases include some ER visits

For additional information on influenza testing guidelines for the 2011-12 season, go to: <http://healthoregon.org/fludata> and select 'Influenza Testing'.

Additional resources:

For more information on influenza in Oregon please see: <http://www.flu.oregon.gov/>
 CDC Weekly Surveillance Report: <http://www.cdc.gov/flu/weekly>

Published December 23, 2011

Summary:

- During Week 50 (December 11th - 17th, 2011) 0 specimens have tested positive for influenza A/H3 virus at OSPHL. Thus far this season, OSPHL has identified 6 positive specimens, all typed as influenza A/H3.
- The level of influenza-like illness (ILI) detected by Oregon's outpatient ILI network remains below the national baseline in Week 50.
- One influenza-related hospitalization* has been reported for Week 50.
- Influenza activity remains low across the U.S.
- Respiratory syncytial virus (RSV) activity has increased but remains low in Oregon, with 13 (8%) of specimens testing positive** during Week 50.

* Based on hospitalization surveillance in Clackamas, Multnomah, and Washington counties only.

**Percent positivity based on data from Oregon's RSV Laboratory Surveillance System (number of positive RSV tests ÷ number of RSV tests performed)

Outpatient Influenza-like Illness (ILI):

ILINet: Oregon's Outpatient Influenza-like Illness Surveillance Network

Oregon's outpatient influenza-like illness network is comprised of 25 voluntary healthcare providers from all across Oregon who report the number of patients with influenza-like illness (ILI) as well as total number of patient visits for each week during the surveillance season.

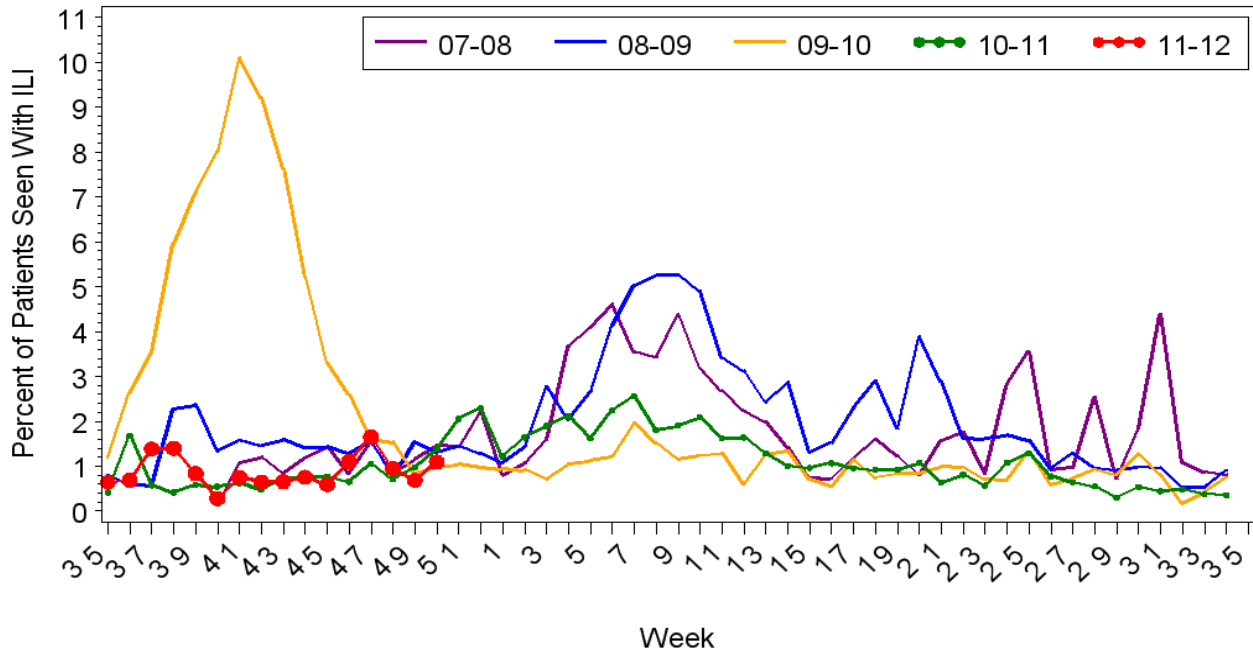
ILI is defined as fever ($\geq 100^{\circ}\text{F}$) and cough or sore throat. The number of patient visits and the percent of patients with ILI for the last 3 weeks are presented below. The average ILI reported during influenza weeks over the previous three seasons is 3.27% (although this figure is skewed upward by the H1N1 pandemic of 2009).

Clinicians interested in becoming an ILINet sentinel provider, please either email Patricia Newman at Patricia.Newman@state.or.us, or telephone at 971-673-1076. Reporting is simple, includes free PCR testing, and helps us monitor influenza activity including emerging influenza strains.

The percent of outpatients seen with ILI for Week 50 was 1.09%, which is well below the seasonal average.

2011-2012 Flu Season	Number of Patient Visits	Percent Patients with ILI	Number of Provider Reports
Week ending December 17 th	1002	1.09%	8
Week ending December 10 th	2907	0.68%	16
Week ending December 3 rd	3352	0.95%	16

Oregon Outpatient Influenza-Like Illness Surveillance Network (ILINet) 21DEC11
Percent of Outpatients with Influenza-like Illness (ILI)
 2007-2008, 2008-2009, 2009-2010, 2010-2011, 2011-2012



Surveillance weeks run from Sunday through Saturday
 Sentinel providers report the number of patients seen with influenza-like illness as well as total patients seen each week.

Laboratory-Confirmed Influenza Associated Hospitalizations:

Laboratory-confirmed influenza-associated hospitalizations are reported by hospitals in the Portland Tri-County area (Clackamas, Multnomah, and Washington counties) for all ages where patients are admitted to the hospital and have tested positive for influenza by rapid test, direct or indirect fluorescent antibody test, culture, PCR, or serology.

One influenza-related hospitalization was reported during Week 50. Three influenza-related hospitalizations have been reported so far during the 2011-2012 season.

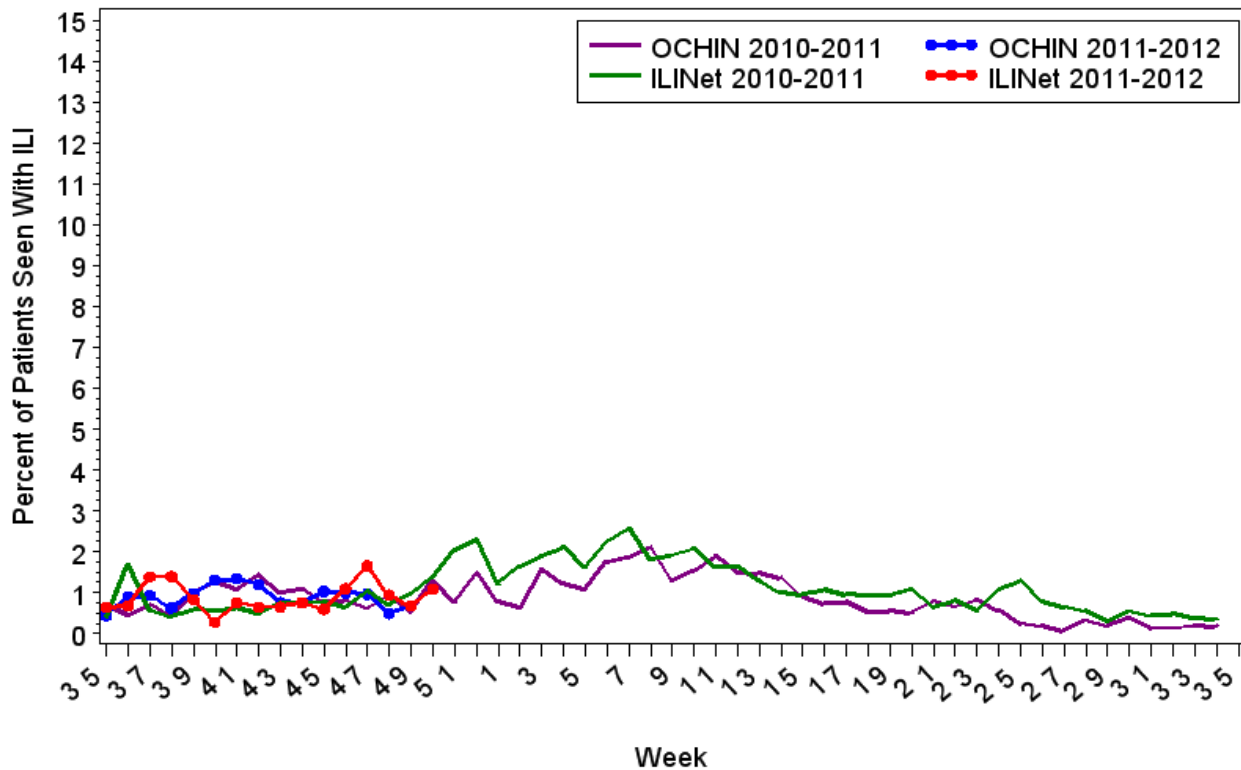
OCHIN Influenza-like Illness Surveillance:

Oregon Public Health Division also receives discharge diagnoses data from OCHIN Inc., a collaborative comprising 22 member organizations of federally qualified health centers (FQHC) and rural health centers in Oregon, representing 103 clinics throughout the state.

OCHIN reports of ILI are one week *behind* our other syndromic surveillance system reports.

The percent of OCHIN patients seen with ILI was 0.68% during Week 49.

Oregon Outpatient Influenza-Like Illness (ILI) Surveillance
ILINet & OCHIN
2010-11 and 2011-12



Laboratory Surveillance:

The Oregon State Public Health Laboratory (OSPHL) is performing influenza typing and sub-typing by PCR on specimens from the following groups of patients:

- Patients seen by Oregon Sentinel providers from ILINet & Influenza Incidence Surveillance Project (IISP).
- Patients hospitalized with influenza-like illness in the Portland Tri-County area (Multnomah, Clackamas and Washington counties) as part of a CDC-funded study. We encourage submission of specimens to OSPHL even if rapid influenza tests are negative or have not been performed.
- Patients identified as part of an outbreak of respiratory illness. Please report clusters of respiratory illness to the on-call ACDP epidemiologist at (971-673-1111), who will then make decisions about the need for testing at the OSPHL.

**Oregon State Public Health Laboratory
Specimen Type and Subtype, 2011-12**

	Cumulative since October 1st, 2011					Current Week (Dec. 11- Dec. 17, 2011)
	ILINet N (%)	IISP N (%)	Hospitalized* N (%)	Outbreaks N (%)	Total N (%)	Total N (%)
Influenza A						
2009 pH1N1	0	0	0	0	0	0
Seasonal A (H3)	0	1(1)	2 (100)	0	3(4)	0
Influenza B	0	0	0	0	0	0
Respiratory Syncytial Virus (RSV)	0	1(1)	0	0	1(1)	0
Parainfluenza type 1	1(14)	10(15)	0	0	11(14)	2
Parainfluenza type 2	0	1(1)	0	0	1(1)	0
Parainfluenza type 3	0	0	0	0	0	0
Adenovirus	0	5(8)	0	0	5(6)	0
Human Metapneumovirus	0	4(6)	0	0	4(5)	1
Pending	1(14)	4(6)	0	5(100)	10(12)	10
Undetected	5(72)	41(61)	0	0	46(57)	1
Total Tested	7	67	2	5	81	14

*Although we make our best effort to only include hospitalized patients in our lab surveillance, submissions for hosp cases include some ER visits

For additional information on influenza testing guidelines for the 2011-12 season, please see: <http://public.health.oregon.gov/DiseasesConditions/CommunicableDisease/DiseaseSurveillanceData/Influenza/Pages/InfluenzaTesting.aspx>

Or go to: <http://healthoregon.org/fludata> and select 'Influenza Testing'.

Additional resources:

For more information on influenza in Oregon please see: <http://www.flu.oregon.gov/>

CDC Weekly Surveillance Report: <http://www.cdc.gov/flu/weekly>

Published December 16, 2011

Summary

- During Week 49 (December 4th - 10th, 2011) 0 specimens have tested positive for influenza A/H3 virus at OSPHL. Thus far this season, OSPHL has identified 6 positive specimens, all typed as influenza A/H3.
- The level of influenza-like illness (ILI) detected by Oregon's outpatient ILI network remains below the national baseline in Week 49.
- No influenza-related hospitalizations* have been reported for Week 49.
- Influenza activity remains low across the U.S. During Week 49, Virginia, Colorado and Virginia reported local influenza activity, 32 states, Guam, and Puerto Rico reported sporadic activity, while 15 states (including Oregon, The District of Columbia, and the US Virgin Islands reported no flu activity.
- Respiratory syncytial virus (RSV) activity has increased but remains low in Oregon, with 5 (3%) of specimens testing positive** during Week 49.

* Based on hospitalization surveillance in Clackamas, Multnomah, and Washington counties only.

**Percent positivity based on data from Oregon's RSV Laboratory Surveillance System (number of positive RSV tests ÷ number of RSV tests performed)

Novel H3N2 swine-origin flu virus

On November 20, CDC confirmed that three children in Iowa were infected with a novel strain of influenza A H3N2. This strain is a triple reassortant swine-origin virus, which has been identified in 11 cases total in 5 states since July. Although 18 human infections with swine-origin H3N2 have occurred since 2009, the new virus contains a matrix (M) gene from the pandemic H1N1 flu strain. All three Iowa children were reportedly mildly ill and have recovered. They did not have exposure to swine, but did have contact with one another, which suggests that human-to-human transmission may have occurred. No other additional cases were detected in Iowa. The 11 cases reported since July are primarily children (median age= 3 years), but ages ranged from 11 months to 58 years.

These novel viruses are different from human influenza A (H3N2) viruses, so the seasonal vaccine is expected to provide some limited cross-protection among adults and no protection to children. There are two FDA-cleared drugs that can be used to treat illness with these viruses: oseltamivir (Tamiflu®) and zanamivir (Relenza®).

There have been no novel H3N2 cases detected in Oregon this season. We will continue to monitor the emergence of such strains by doing PCR on specimens from our network of sentinel providers throughout the state, outbreaks, and hospitalized patients in the Portland metro area. Specimens submitted through these routes will be sent on to CDC for subtyping from the state public health lab.

For additional information on these cases, see the recent MMWR article:

http://www.cdc.gov/mmwr/mmwr_wk.html

Outpatient Influenza-like Illness (ILI)

ILINet: Oregon's Outpatient Influenza-like Illness Surveillance Network

Oregon's outpatient influenza-like illness network is comprised of 25 voluntary healthcare providers from all across Oregon who report the number of patients with influenza-like illness (ILI) as well as total number of patient visits for each week during the surveillance season.

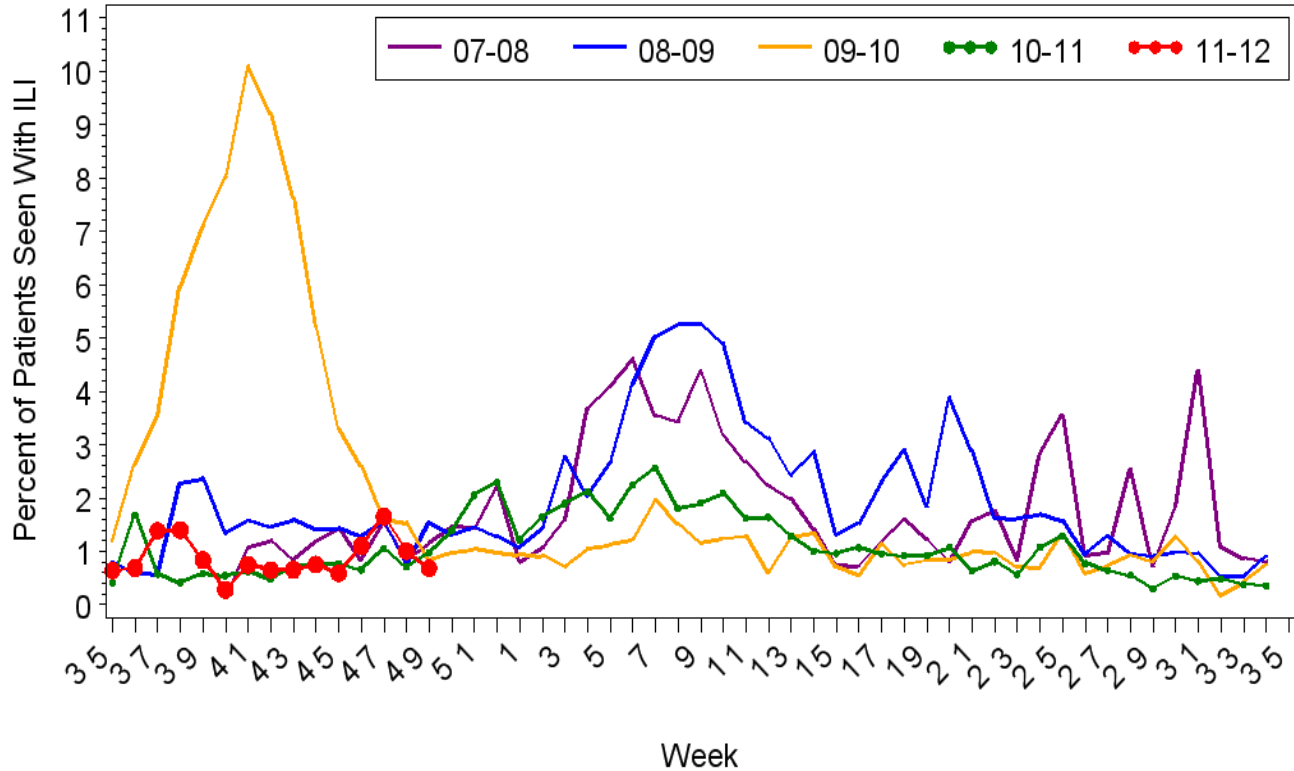
ILI is defined as fever ($\geq 100^{\circ}\text{F}$) and cough or sore throat. The number of patient visits and the percent of patients with ILI for the last 3 weeks are presented below. The average ILI reported during influenza weeks over the previous three seasons is 3.27% (although this figure is skewed upward by the H1N1 pandemic of 2009).

Clinicians interested in becoming an ILINet sentinel provider, please either email Patricia Newman at Patricia.Newman@state.or.us, or telephone at 971-673-1076. Reporting is simple, includes free PCR testing, and helps us monitor influenza activity including emerging influenza strains.

The percent of outpatients seen with ILI for Week 49 was 0.68%, which is well below the seasonal average.

2011-2012 Flu Season	Number of Patient Visits	Percent Patients with ILI	Number of Provider Reports
Week ending December 10th	2907	0.68%	16
Week ending December 3rd	3161	1.01%	15
Week ending November 26th	2229	1.65%	16

Oregon Health Authority, Acute and Communicable Disease Prevention 15DEC11
Oregon Outpatient Influenza-Like Illness Surveillance Network (ILINet)
 Percent of Outpatients with Influenza-like Illness (ILI)
 2007-2008, 2008-2009, 2009-2010, 2010-2011, 2011-2012



Surveillance weeks run from Sunday through Saturday
 Sentinel providers report the number of patients seen with influenza-like illness as well as total patients seen each week.

Laboratory-Confirmed Influenza Associated Hospitalizations:

Laboratory-confirmed influenza-associated hospitalizations are reported by hospitals in the Portland Tri-County area (Clackamas, Multnomah, and Washington counties) for all ages where patients are admitted to the hospital and have tested positive for influenza by rapid test, direct or indirect fluorescent antibody test, culture, PCR, or serology.

No influenza-related hospitalizations were reported during Week 49. Two influenza-related hospitalizations have been reported so far during the 2011-2012 season.

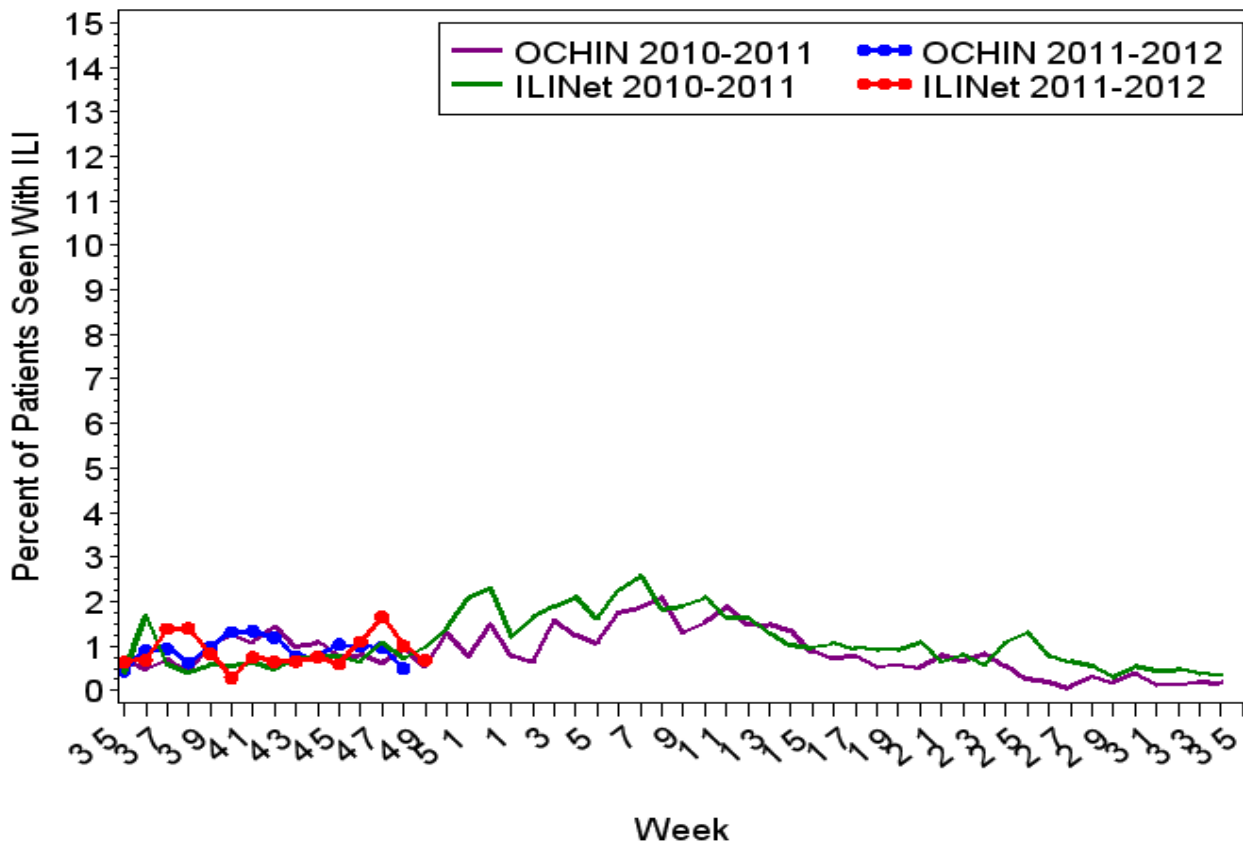
OCHIN Influenza-like Illness Surveillance:

Oregon Public Health Division also receives discharge diagnoses data from OCHIN Inc., a collaborative comprising 22 member organizations of federally qualified health centers (FQHC)

and rural health centers in Oregon, representing 103 clinics throughout the state. OCHIN reports of ILI are one week *behind* our other syndromic surveillance system reports.

The percent of OCHIN patients seen with ILI was 0.50% during Week 48.

**Oregon Outpatient Influenza-Like Illness (ILI) Surveillance
ILINet & OCHIN
2010-11 and 2011-12**



Laboratory Surveillance:

The Oregon State Public Health Laboratory (OSPHL) is performing influenza typing and sub-typing by PCR on specimens from the following groups of patients:

- Patients seen by Oregon Sentinel providers from ILINet & Influenza Incidence Surveillance Project (IISP).
- Patients hospitalized with influenza-like illness in the Portland Tri-County area (Multnomah, Clackamas and Washington counties) as part of a CDC-funded study. We encourage submission of specimens to OSPHL even if rapid influenza tests are negative or have not been performed.
- Patients identified as part of an outbreak of respiratory illness. Please report clusters of respiratory illness to the on-call ACDP epidemiologist at (971-673-1111), who will then make decisions about the need for testing at the OSPHL.

**Oregon State Public Health Laboratory
Specimen Type and Subtype, 2011-12**

	Cumulative since October 1st, 2011					Current Week (Dec. 4- Dec 10, 2011)
	ILINet N (%)	IISP N (%)	Hospitalized* N (%)	Outbreaks N (%)	Total N (%)	Total N (%)
Influenza A						
2009 pH1N1	0	0	0	0	0	0
Seasonal A (H3)	0	1(2)	2 (100)	0	3(5)	0
Influenza B	0	0	0	0	0	0
Respiratory Syncytial Virus (RSV)	0	1(2)	0	0	1(2)	0
Parainfluenza type 1	1(17)	8(14)	0	0	9(13)	0
Parainfluenza type 2	0	1(2)	0	0	1(2)	0
Parainfluenza type 3	0	0	0	0	0	0
Adenovirus	0	5(9)	0	0	5(8)	0
Human Metapneumovirus	0	2(3)	0	0	2(3)	0
Pending	0	0	0	0	0	0
Undetected	5(83)	40(68)	0	0	45(67)	3
Total Tested	6	59	2	0	67	3

*Although we make our best effort to only include hosp pts in our lab surv., submissions for hosp cases include some ER visits

For additional information on influenza testing guidelines for the 2011-12 season, please see: <http://public.health.oregon.gov/DiseasesConditions/CommunicableDisease/DiseaseSurveillanceData/Influenza/Pages/InfluenzaTesting.aspx>

Or go to: <http://healthoregon.org/fludata> and select 'Influenza Testing'.

Additional resources:

For more information on influenza in Oregon please see: <http://www.flu.oregon.gov/>

CDC Weekly Surveillance Report: <http://www.cdc.gov/flu/weekly>

Published December 09, 2011

Summary

- During Week 48 (November 29 through December 03, 2011) 1 specimen tested positive for influenza A/H3 virus at OSPHL. Thus far this season, OSPHL has identified 6 positive specimens, all typed as influenza A/H3.
- The level of influenza-like illness (ILI) detected by Oregon's outpatient ILI network remains below the national baseline in Week 48.
- No influenza-related hospitalizations* have been reported for Week 48.
- Influenza activity remains low across the U.S. During Week 48, Virginia reported local flu activity, 30 states (including Oregon), Guam, Puerto Rico and the District of Columbia reported sporadic activity, while 19 states and the US Virgin Islands reported no flu activity.
- Respiratory syncytial virus (RSV) activity has increased but remains low in Oregon, with 8 (7%) of specimens testing positive** during Week 48.

* Based on hospitalization surveillance in Clackamas, Multnomah, and Washington counties only.

**Percent positivity based on data from Oregon's RSV Laboratory Surveillance System (number of positive RSV tests ÷ number of RSV tests performed)

Laboratory-Confirmed Influenza Associated Hospitalizations:

Laboratory-confirmed influenza-associated hospitalizations are reported by hospitals in the Portland Tri-County area (Clackamas, Multnomah, and Washington counties) for all ages where patients are admitted to the hospital and have tested positive for influenza by rapid test, direct or indirect fluorescent antibody test, culture, PCR, or serology.

No influenza-related hospitalizations were reported during Week 48. Two influenza-related hospitalizations have been reported so far during the 2011-2012 season.

Outpatient Influenza-like Illness (ILI):

ILINet: Oregon's Outpatient Influenza-like Illness Surveillance Network

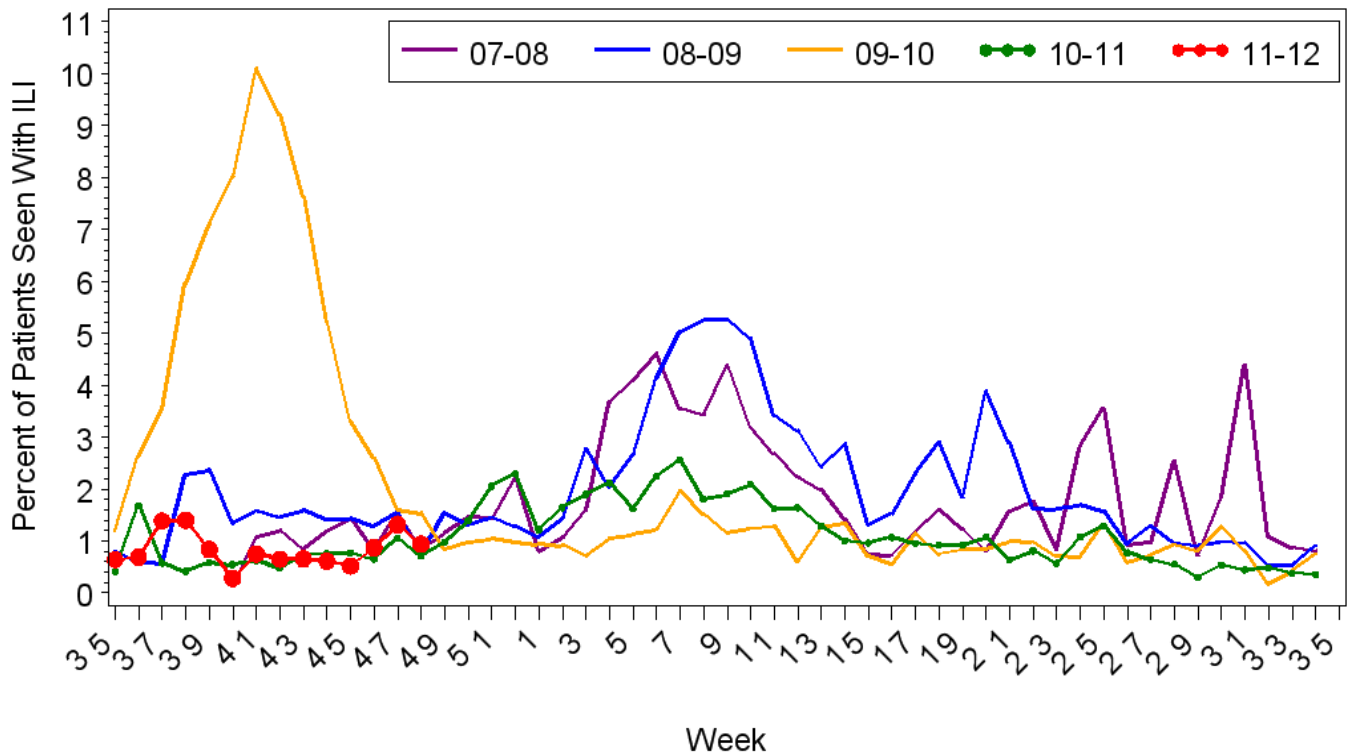
Oregon's outpatient influenza-like illness network is comprised of 25 voluntary healthcare providers from all across Oregon who report the number of patients with influenza-like illness (ILI) as well as total number of patient visits for each week during the surveillance season.

ILI is defined as fever ($\geq 100^{\circ}\text{F}$) and cough or sore throat. The number of patient visits and the percent of patients with ILI for the last 3 weeks are presented below. The average ILI reported during influenza weeks (defined as percent positive for influenza at the Oregon State Public Health Laboratory $>10\%$) over the previous three seasons is 3.27% (although this figure is skewed upward by the H1N1 pandemic of 2009).

The percent of outpatients seen with ILI for Week 48 was 0.94%, which is below the seasonal average.

2011-2012 Flu Season	Number of Patient Visits	Percent Patients with ILI	Number of Provider Reports
Week ending December 3 rd	2434	0.94%	11
Week ending November 26 th	1820	1.31%	13
Week ending November 19 th	2387	0.87%	12

Oregon Outpatient Influenza-Like Illness Surveillance Network (ILINet) 07DEC11
Percent of Outpatients with Influenza-like Illness (ILI)
 2007-2008, 2008-2009, 2009-2010, 2010-2011, 2011-2012



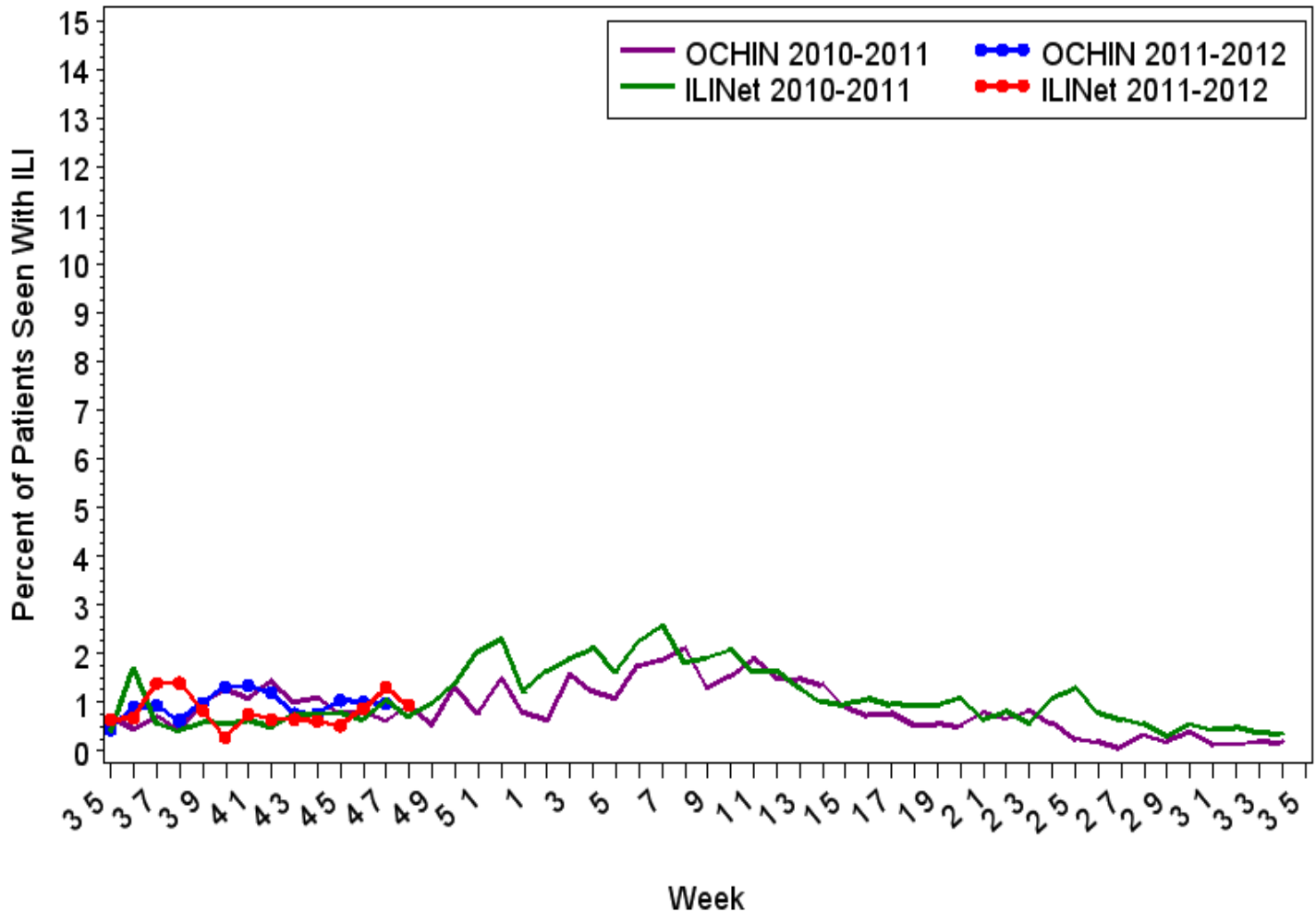
Surveillance weeks run from Sunday through Saturday
 Sentinel providers report the number of patients seen with influenza-like illness as well as total patients seen each week.

OCHIN Influenza-like Illness Surveillance:

Oregon Public Health Division also receives discharge diagnoses data from OCHIN Inc., a collaborative comprising 22 member organizations of federally qualified health centers (FQHC) and rural health centers in Oregon, representing 103 clinics throughout the state. OCHIN reports of ILI are one week *behind* our other syndromic surveillance system reports.

The percent of OCHIN patients seen with ILI was 0.99% during Week 47.

Oregon Outpatient Influenza-Like Illness (ILI) Surveillance ILINet & OCHIN 2010-11 and 2011-12



Laboratory Surveillance:

The Oregon State Public Health Laboratory (OSPHL) is performing influenza typing and sub-typing by PCR on specimens from the following groups of patients:

- Patients seen by Oregon Sentinel providers from ILINet & Influenza Incidence Surveillance Project (IISP).
- Patients hospitalized with influenza-like illness in the Portland Tri-County area (Multnomah, Clackamas and Washington counties) as part of a CDC-funded study. We

encourage submission of specimens to OSPHL even if rapid influenza tests are negative or have not been performed.

- Patients identified as part of an outbreak of respiratory illness. Please report clusters of respiratory illness to the on-call ACDP epidemiologist at (971-673-1111), who will then make decisions about the need for testing at the OSPHL.

**Oregon State Public Health Laboratory
Specimen Type and Subtype, 2011-12**

	Cumulative since October 1st, 2011					Current Week (Nov. 27- Dec 3, 2011)
	ILINet N (%)	IISP N (%)	Hospitalized* N (%)	Outbreaks N (%)	Total N (%)	Total N (%)
Influenza A						
2009 pH1N1	0	0	0	0	0	0
Seasonal A (H3)	0	1(2)	2 (100)	0	3(5)	1(11)
Influenza B	0	0	0	0	0	0
Respiratory Syncytial Virus (RSV)	0	1(2)	0	0	1(1)	0
Parainfluenza type 1	1(17)	6(11)	0	0	7(11)	0
Parainfluenza type 2	0	1(2)	0	0	1(1)	0
Parainfluenza type 3	0	0	0	0	0	0
Adenovirus	0	5(9)	0	0	5(8)	0
Human Metapneumovirus	0	2(3)	0	0	2(3)	0
Pending	1(17)	6(11)	0	0	7(11)	6(67)
Undetected	4(66)	34(60)	0	0	38(60)	2(22)
Total Tested	6	56	2	0	64	9

Although we make our best effort to only include hosp pts in our lab surveillance, submissions for hosp cases include some ER visits

Novel Strains:

CDC reported an additional case of novel H3N2 influenza virus which occurred in West Virginia in August. This brings the total of novel H3N2 swine-origin influenza cases to 11. All these cases have been among children, and all have recovered. Minnesota reported a recent case of H1N2 swine-origin influenza, also in a child. There have been no novel influenza cases detected in Oregon this year. We will continue to monitor the emergence of such strains by doing PCR on specimens from our network of sentinel providers throughout the state, outbreaks, and hospitalized patients in the Portland metro area. While there is currently no vaccine to protect

humans against these swine-origin influenza viruses, there are two FDA-cleared drugs that can be used to treat illness with these viruses: oseltamivir (Tamiflu®) and zanamivir (Relenza®).

For additional information on these cases, see the recent MMWR article:

http://www.cdc.gov/mmwr/mmwr_wk.html

For information on the two most recent cases of novel influenza viruses, see:

http://www.cdc.gov/media/haveyouheard/stories/novel_influenza.html

For additional information on influenza testing guidelines for the 2011-12 season, please see:

<http://public.health.oregon.gov/DiseasesConditions/CommunicableDisease/DiseaseSurveillance/Data/Influenza/Pages/InfluenzaTesting.aspx>

Or go to: <http://healthoregon.org/fludata> and select 'Influenza Testing'.

Additional resources:

For more information on influenza in Oregon please see: <http://www.flu.oregon.gov/>

Oregon influenza surveillance: <http://healthoregon.org/fludata>

CDC Weekly Surveillance Report: <http://www.cdc.gov/flu/weekly>

Published December 02, 2011

Summary

- During Week 47 (November 20 through November 26, 2011) 0 specimens tested positive for influenza A/H3 virus at OSPHL. Thus far this season, OSPHL has identified 5 positive specimens, all typed as influenza A/H3.
- The level of influenza-like illness (ILI) detected by Oregon's outpatient ILI network remains below the national baseline in Week 47.
- No influenza-related hospitalizations* have been reported for Week 47.
- Influenza activity remains low across the U.S. During Week 47, Massachusetts reported local flu activity, 28 states and the District of Columbia reported sporadic activity, while 21 states (including Oregon) and the US Virgin Islands reported no flu activity.
- Respiratory syncytial virus (RSV) activity has increased but remains low in Oregon, with 8 (6%) of specimens testing positive** during Week 47.

* Based on hospitalization surveillance in Clackamas, Multnomah, and Washington counties only.

**Percent positivity based on data from Oregon's RSV Laboratory Surveillance System (number of positive RSV tests ÷ number of RSV tests performed)

Laboratory-Confirmed Influenza Associated Hospitalizations:

Laboratory-confirmed influenza-associated hospitalizations are reported by hospitals in the Portland Tri-County area (Clackamas, Multnomah, and Washington counties) for all ages where patients are admitted to the hospital and have tested positive for influenza by rapid test, direct or indirect fluorescent antibody test, culture, PCR, or serology.

No influenza-related hospitalizations were reported during Week 47. Two influenza-related hospitalizations have been reported so far during the 2011-2012 season.

Outpatient Influenza-like Illness (ILI):

ILINet: Oregon's Outpatient Influenza-like Illness Surveillance Network

Oregon's outpatient influenza-like illness network is comprised of 25 voluntary healthcare providers from all across Oregon who report the number of patients with influenza-like illness (ILI) as well as total number of patient visits for each week during the surveillance season.

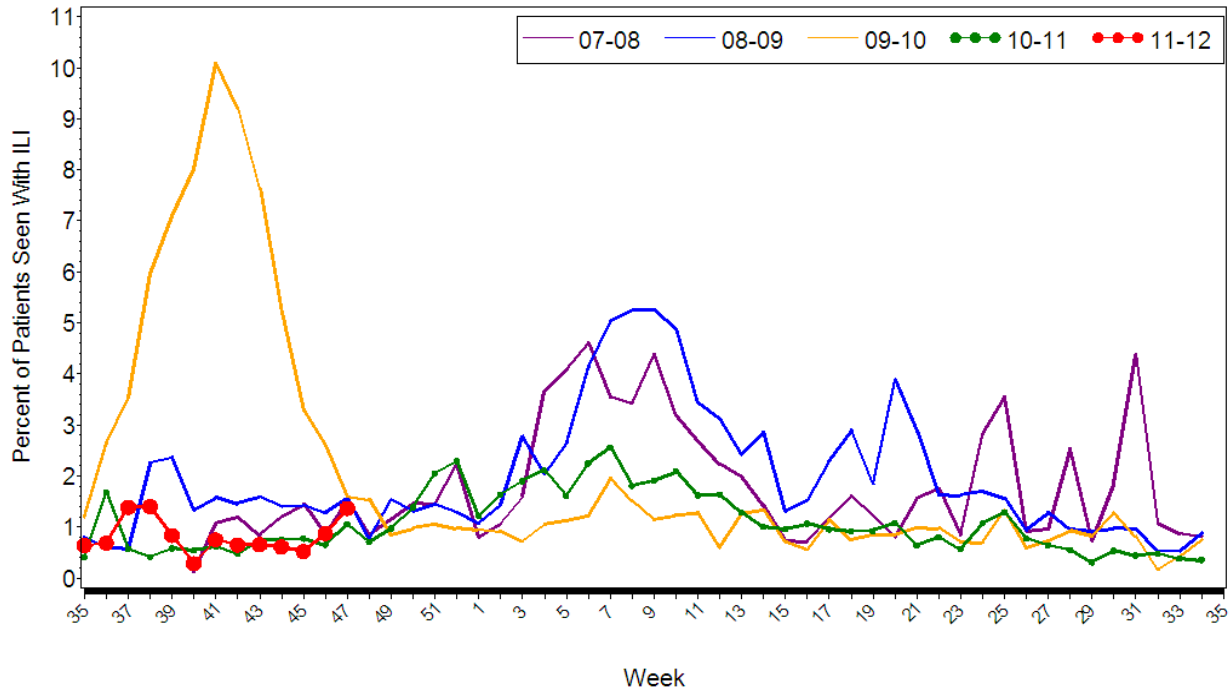
ILI is defined as fever ($\geq 100^{\circ}\text{F}$) and cough or sore throat. The number of patient visits and the percent of patients with ILI for the last 3 weeks are presented below. The average ILI reported during influenza weeks (defined as percent positive for influenza at the Oregon State Public Health

Laboratory >10%) over the previous three seasons is 3.27% (although this figure is skewed upward by the H1N1 pandemic of 2009).

The percent of outpatients seen with ILI for Week 47 was 1.37%, which is below the seasonal average.

2011-2012 Flu Season	Number of Patient Visits	Percent Patients with ILI	Number of Provider Reports
Week ending November 26 th	1750	1.37%	12
Week ending November 19 th	2387	0.87%	12
Week ending November 12 th	2291	0.52%	12

Oregon Outpatient Influenza-Like Illness Surveillance Network (ILINet) 01DEC11
 Percent of Outpatients with Influenza-like Illness (ILI)
 2007-2008, 2008-2009, 2009-2010, 2010-2011, 2011-2012



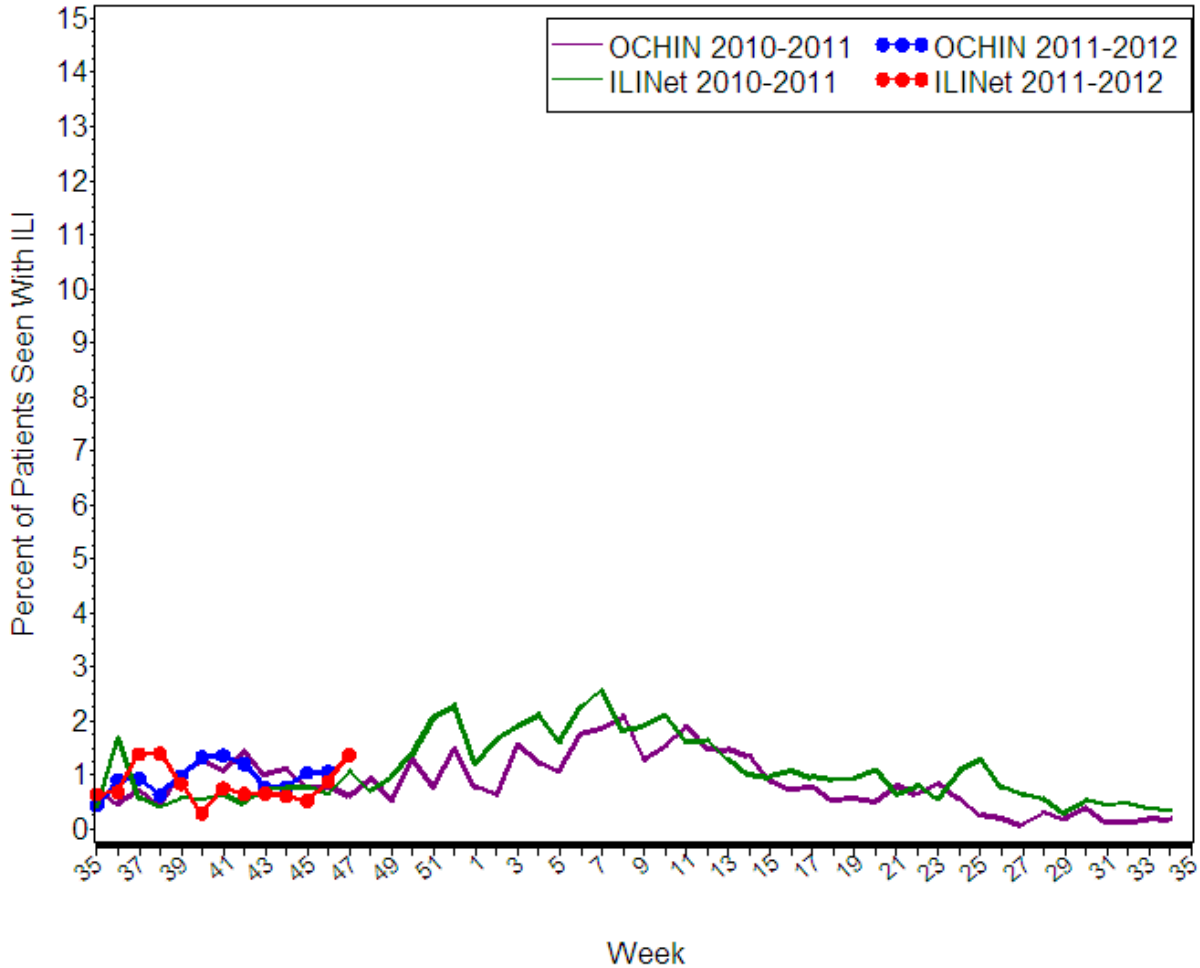
Surveillance weeks run from Sunday through Saturday
 Sentinel providers report the number of patients seen with influenza-like illness as well as total patients seen each week.

OCHIN Influenza-like Illness Surveillance:

Oregon Public Health Division also receives discharge diagnoses data from OCHIN Inc., a collaborative comprising 22 member organizations of federally qualified health centers (FQHC) and rural health centers in Oregon, representing 103 clinics throughout the state. OCHIN reports of ILI are one week *behind* our other syndromic surveillance system reports.

The percent of OCHIN patients seen with ILI was 1.07% during Week 46.

Oregon Outpatient Influenza-Like Illness (ILI) Surveillance
ILINet & OCHIN
2010-11 and 2011-12



Laboratory Surveillance:

The Oregon State Public Health Laboratory (OSPHL) is performing influenza typing and sub-typing by PCR on specimens from the following groups of patients:

- Patients seen by Oregon Sentinel providers from ILINet & Influenza Incidence Surveillance Project (IISP).
- Patients hospitalized with influenza-like illness in the Portland Tri-County area (Multnomah, Clackamas and Washington counties) as part of a CDC-funded study. We encourage submission of specimens to OSPHL even if rapid influenza tests are negative or have not been performed.

- Patients identified as part of an outbreak of respiratory illness. Please report clusters of respiratory illness to the on-call ACDP epidemiologist at (971-673-1111), who will then make decisions about the need for testing at the OSPHL.

**Oregon State Public Health Laboratory
Specimen Type and Subtype, 2011-12**

	Cumulative since October 1st, 2011					Current Week (Nov. 20-26, 2011)
	ILINet N (%)	IISP N (%)	Hospitalized* N (%)	Outbreaks N (%)	Total N (%)	Total N (%)
Influenza A						0
2009 pH1N1	-	-	-	-	-	-
Seasonal A (H3)	-	-	2 (100)	-	2(4)	-
Influenza B	0	0	0	-	0	0
Respiratory Syncytial Virus	0	1(2)	-	-	1(2)	
Parainfluenza type 1	1 (20)	5(12)	-	-	7(14)	1(10)
Parainfluenza type 2	0	1(2)	-	-	1(2)	0
Parainfluenza type 3	0	0	-	-	0	0
Adenovirus	0	2(5)	-	-	2(4)	0
Pending	1 (20)	1(2)	-	-	1(2)	1(10)
Undetected	3 (60)	32(76)	-	-	35(71)	8(80)
Total Tested	5	42	2	0	49	10

*Although we make our best effort to only include hosp pts in our lab surv., submissions for hosp cases

Novel Strains:

On November 20th, CDC confirmed that three children in Iowa were infected with a novel strain of influenza A H3/N2. This strain is a triple reassortant swine-origin virus, which has been identified in 7 other cases in other states since July. All three of the children were reportedly mildly ill and have recovered. They did not have exposure to swine, but did have contact with one another, which suggests that human-to-human transmission may have occurred. No other additional cases were detected in Iowa, and the Iowa Department of Public Health has increased surveillance to detect any additional cases.

There have been no cases detected in Oregon. We will continue to monitor the emergence of such strains by doing PCR on specimens from our network of sentinel providers throughout the state, outbreaks, and hospitalized patients in the Portland metro area. While there is currently no vaccine to protect humans against these swine-origin influenza viruses, there are two FDA-cleared drugs that can be used to treat illness with these viruses: oseltamivir (Tamiflu®) and zanamivir (Relenza®).

For additional information on these cases, see the recent MMWR article:

http://www.cdc.gov/mmwr/mmwr_wk.html

For additional information on influenza testing guidelines for the 2011-12 season, please see: <http://healthoregon.org/fludata> and select 'Influenza Testing'.

Additional resources:

For more information on influenza in Oregon please see: <http://www.flu.oregon.gov/>

Oregon influenza surveillance: <http://healthoregon.org/fludata>

CDC Weekly Surveillance Report: <http://www.cdc.gov/flu/weekly>

Published November 23, 2011

Summary

- During Week 46 (November 13 through November 19, 2011) 0 specimens tested positive for influenza A/H3 virus at OSPHL. Thus far this season, OSPHL has identified 5 positive specimens, all typed as influenza A/H3.
- The level of influenza-like illness (ILI) detected by Oregon's outpatient ILI network remains below the national baseline in Week 46.
- No influenza-related hospitalizations* have been reported for Week 46.
- Influenza activity remains low across the U.S. Due to Thanksgiving, we shall report CDC's national data in next week's FluBites.
- Respiratory syncytial virus (RSV) activity is low in Oregon, with no specimens testing positive** during Week 46.

* Based on hospitalization surveillance in Clackamas, Multnomah, and Washington counties only.

**Percent positivity based on data from Oregon's RSV Laboratory Surveillance System (number of positive RSV tests ÷ number of RSV tests performed)

Laboratory-Confirmed Influenza Associated Hospitalizations:

Laboratory-confirmed influenza-associated hospitalizations are reported by hospitals in the Portland Tri-County area (Clackamas, Multnomah, and Washington counties) for all ages where patients are admitted to the hospital and have tested positive for influenza by rapid test, direct or indirect fluorescent antibody test, culture, PCR, or serology.

No influenza-related hospitalizations were reported during Week 46. Two influenza-related hospitalizations have been reported so far during the 2011-2012 season.

Outpatient Influenza-like Illness (ILI):

ILINet: Oregon's Outpatient Influenza-like Illness Surveillance Network

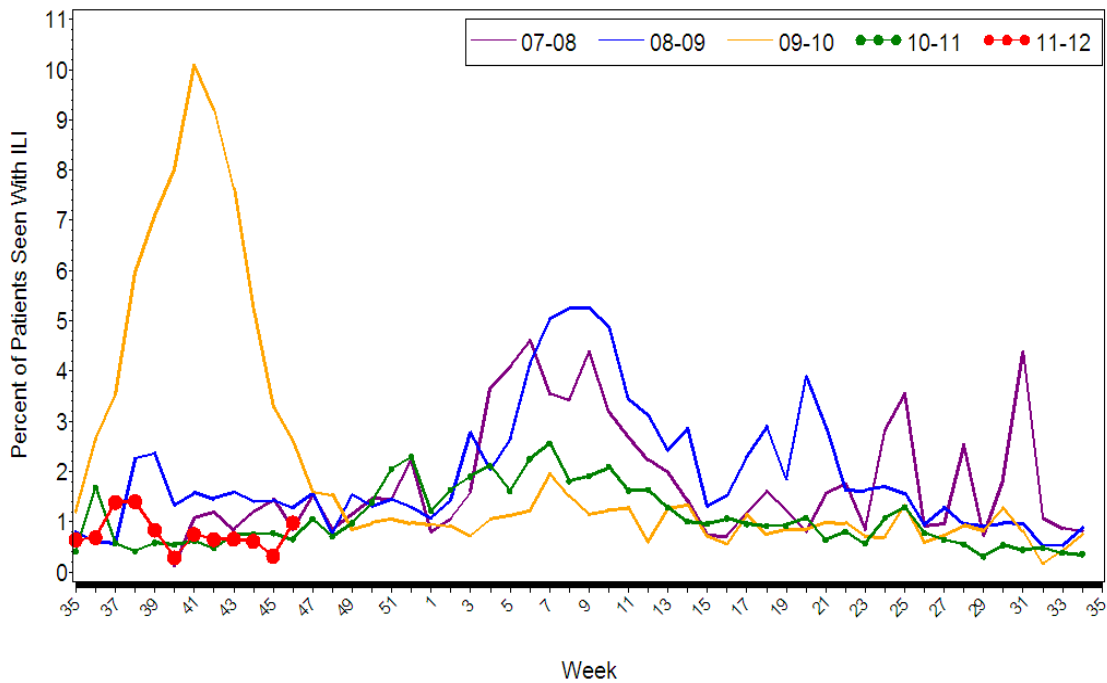
Oregon's outpatient influenza-like illness network is comprised of 25 voluntary healthcare providers from all across Oregon who report the number of patients with influenza-like illness (ILI) as well as total number of patient visits for each week during the surveillance season.

ILI is defined as fever ($\geq 100^{\circ}\text{F}$) and cough or sore throat. The number of patient visits and the percent of patients with ILI for the last 3 weeks are presented below. The average ILI reported during influenza weeks (defined as percent positive for influenza at the Oregon State Public Health Laboratory $>10\%$) over the previous three seasons is 3.27% (although this figure is skewed upward by the H1N1 pandemic of 2009).

The percent of outpatients seen with ILI for Week 46 was 0.98%, which is below the seasonal average.

2011-2012 Flu Season	Number of Patient Visits	Percent Patients with ILI	Number of Provider Reports
Week ending November 19 th	1631	0.98%	7
Week ending November 12 th	1873	0.32%	9
Week ending November 5 th	3012	0.66%	14

Oregon Outpatient Influenza-Like Illness Surveillance Network (ILINet) 23NOV11
 Percent of Outpatients with Influenza-like Illness (ILI)
 2007-2008, 2008-2009, 2009-2010, 2010-2011, 2011-2012



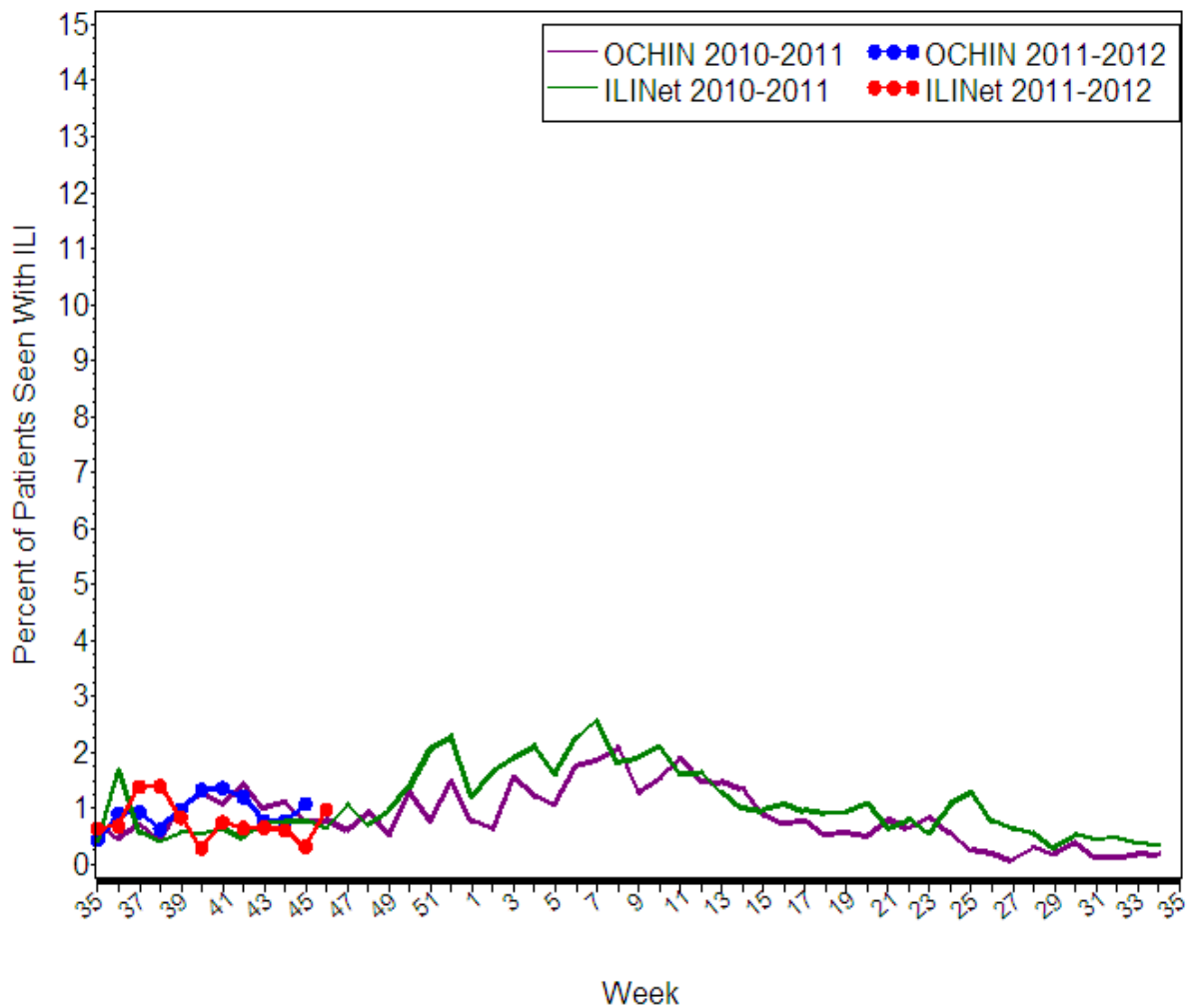
Surveillance weeks run from Sunday through Saturday
 Sentinel providers report the number of patients seen with influenza-like illness as well as total patients seen each week.

OCHIN Influenza-like Illness Surveillance:

Oregon Public Health Division also receives discharge diagnoses data from OCHIN Inc., a collaborative comprising 22 member organizations of federally qualified health centers (FQHC) and rural health centers in Oregon, representing 103 clinics throughout the state. OCHIN reports of ILI are one week *behind* our other syndromic surveillance system reports.

The percent of OCHIN patients seen with ILI was 1.09% during Week 45.

Oregon Outpatient Influenza-Like Illness (ILI) Surveillance
ILINet & OCHIN
2010-11 and 2011-12



Laboratory Surveillance:

The Oregon State Public Health Laboratory (OSPHL) is performing influenza typing and sub-typing by PCR on specimens from the following groups of patients:

- Patients seen by Oregon Sentinel providers from ILINet & Influenza Incidence Surveillance Project (IISP).
- Patients hospitalized with influenza-like illness in the Portland Tri-County area (Multnomah, Clackamas and Washington counties) as part of a CDC-funded study. We encourage submission of specimens to OSPHL even if rapid influenza tests are negative or have not been performed.
- Patients identified as part of an outbreak of respiratory illness. Please report clusters of respiratory illness to the on-call ACDP epidemiologist at (971-673-1111), who will then make decisions about the need for testing at the OSPHL.

For additional information on influenza testing guidelines for the 2011-12 season, please see:

<http://public.health.oregon.gov/DiseasesConditions/CommunicableDisease/DiseaseSurveillanceData/Influenza/Pages/InfluenzaTesting.aspx>

Or go to: <http://healthoregon.org/fludata> and select 'Influenza Testing'.

Additional resources:

For more information on influenza in Oregon please see:

<http://www.flu.oregon.gov/>

Oregon influenza surveillance: <http://healthoregon.org/fludata>

CDC Weekly Surveillance Report: <http://www.cdc.gov/flu/weekly>

Published November 18, 2011

Summary

- During Week 45 (November 06 through November 12, 2011) 0 specimens tested positive for influenza A/H3 virus at OSPHL. Thus far this season, OSPHL has identified 5 positive specimens, all typed as influenza A/H3.
- The level of influenza-like illness (ILI) detected by Oregon's outpatient ILI network was below the national baseline in Week 45.
- No influenza-related hospitalizations* have been reported for Week 45.
- Influenza activity remains low across the U.S. In Week 45, the U.S. Virgin Islands and 27 states (including Oregon) reported no activity, while 23 states, Guam, and the District of Columbia reported sporadic activity.
- Respiratory syncytial virus (RSV) activity is low in Oregon, with 2% of specimens testing positive** during Week 45.

* Based on hospitalization surveillance in Clackamas, Multnomah, and Washington counties only.

**Percent positivity based on data from Oregon's RSV Laboratory Surveillance System (number of positive RSV tests ÷ number of RSV tests performed)

Laboratory-Confirmed Influenza Associated Hospitalizations:

Laboratory-confirmed influenza-associated hospitalizations are reported by hospitals in the Portland Tri-County area (Clackamas, Multnomah, and Washington counties) for all ages where patients are admitted to the hospital and have tested positive for influenza by rapid test, direct or indirect fluorescent antibody test, culture, PCR, or serology.

No influenza-related hospitalizations were reported during Week 45. Two influenza-related hospitalizations have been reported so far during the 2011-2012 season.

Outpatient Influenza-like Illness (ILI):

ILINet: Oregon's Outpatient Influenza-like Illness Surveillance Network

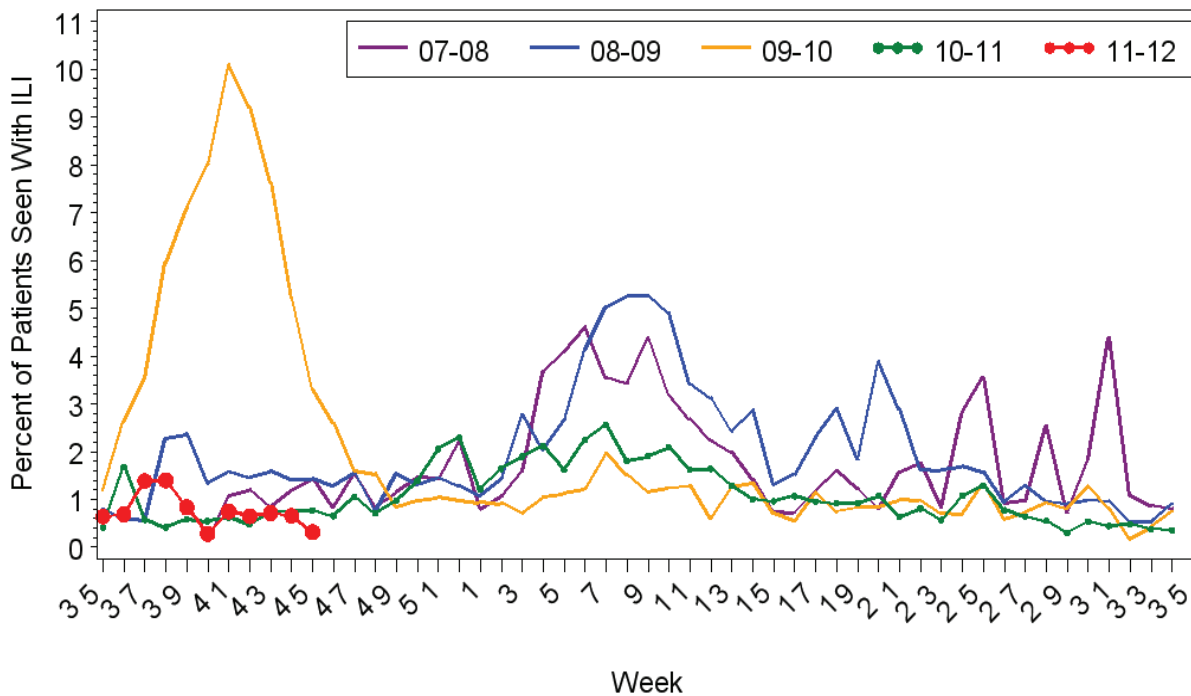
Oregon's outpatient influenza-like illness network is comprised of 25 voluntary healthcare providers from all across Oregon who report the number of patients with influenza-like illness (ILI) as well as total number of patient visits for each week during the surveillance season.

ILI is defined as fever ($\geq 100^{\circ}\text{F}$) and cough or sore throat. The number of patient visits and the percent of patients with ILI for the last 3 weeks are presented below. The average ILI reported during influenza weeks (defined as percent positive for influenza at the Oregon State Public Health Laboratory $>10\%$) over the previous three seasons is 3.27% (although this figure is skewed upward by the H1N1 pandemic of 2009).

The percent of outpatients seen with ILI for Week 45 was 0.32% which is below the seasonal average.

2011-2012 Flu Season	Number of Patient Visits	Percent Patients with ILI	Number of Provider Reports
Week ending November 12	1873	0.32%	9
Week ending November 5th	3012	0.66%	14
Week ending October 29 th	2626	0.72%	15

Oregon Outpatient Influenza-Like Illness Surveillance Network (ILINet) 18NOV11
Percent of Outpatients with Influenza-like Illness (ILI)
 2007-2008, 2008-2009, 2009-2010, 2010-2011, 2011-2012



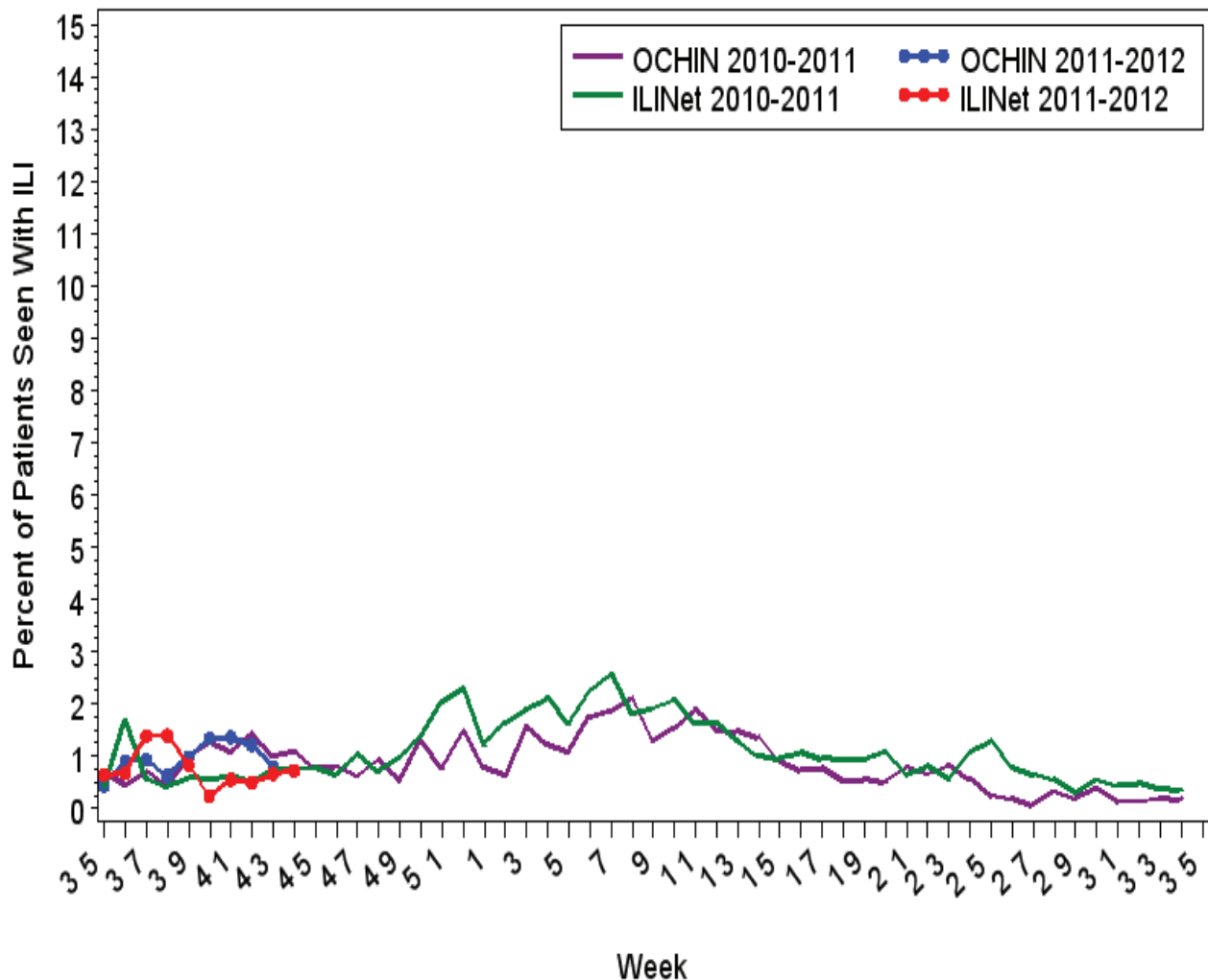
Surveillance weeks run from Sunday through Saturday
 Sentinel providers report the number of patients seen with influenza-like illness as well as total patients seen each week.

OCHIN Influenza-like Illness Surveillance:

Oregon Public Health Division also receives discharge diagnoses data from OCHIN Inc., a collaborative comprising 22 member organizations of federally qualified health centers (FQHC) and rural health centers in Oregon, representing 103 clinics throughout the state. OCHIN reports of ILI are one week *behind* our other syndromic surveillance system reports.

The percent of OCHIN patients seen with ILI was 0.79% during Week 44.

Oregon Outpatient Influenza-Like Illness (ILI) Surveillance
ILINet & OCHIN
2010-11 and 2011-12



Laboratory Surveillance:

The Oregon State Public Health Laboratory (OSPHL) is performing influenza typing and sub-typing by PCR on specimens from the following groups of patients:

- Patients seen by Oregon Sentinel providers from ILINet & Influenza Incidence Surveillance Project (IISP).
- Patients hospitalized with influenza-like illness in the Portland Tri-County area (Multnomah, Clackamas and Washington counties) as part of a CDC-funded study. We encourage submission of specimens to OSPHL even if rapid influenza tests are negative or have not been performed.
- Patients identified as part of an outbreak of respiratory illness. Please report clusters of respiratory illness to the on-call ACDP epidemiologist at (971-673-1111), who will then make decisions about the need for testing at the OSPHL.

For additional information on influenza testing guidelines for the 2011-12 season, please see:

<http://public.health.oregon.gov/DiseasesConditions/CommunicableDisease/DiseaseSurveillanceData/Influenza/Pages/InfluenzaTesting.aspx>

Or go to: <http://healthoregon.org/fludata> and select 'Influenza Testing'.

Additional resources:

For more information on influenza in Oregon please see:

<http://www.flu.oregon.gov/>

Oregon influenza surveillance: <http://healthoregon.org/fludata>

CDC Weekly Surveillance Report: <http://www.cdc.gov/flu/weekly>

Published November 10, 2011

Summary

- During Week 44 (October 30- November 05, 2011) 3 specimens tested positive for influenza A/H3 virus at OSPHL. Thus far this season, OSPHL has identified 5 positive specimens typed as influenza A/H3.
- No influenza-related hospitalizations* have been reported for Week 44.
- Influenza activity remains low across the U.S. Because the CDC's data for Week 44 will be published on 11/14/2011, FluBites will report on the CDC's figures in next week's issue.
- The level of influenza-like illness (ILI) detected by Oregon's outpatient ILI network was below the national baseline in Week 44.
- Respiratory syncytial virus (RSV) activity is low in Oregon, with 1% of specimens testing positive** during Week 44.

* Based on hospitalization surveillance in Clackamas, Multnomah, and Washington counties only.

**Percent positivity based on data from Oregon's RSV Laboratory Surveillance System (number of positive RSV tests ÷ number of RSV tests performed)

Laboratory-Confirmed Influenza Associated Hospitalizations:

Laboratory-confirmed influenza-associated hospitalizations are reported by hospitals in the Portland Tri-County area (Clackamas, Multnomah, and Washington counties) for all ages where patients are admitted to the hospital and have tested positive for influenza by rapid test, direct or indirect fluorescent antibody test, culture, PCR, or serology.

No influenza-related hospitalizations were reported during Week 44. Two influenza-related hospitalizations have been reported so far during the 2011-2012 season.

Outpatient Influenza-like Illness (ILI):

ILINet: Oregon's Outpatient Influenza-like Illness Surveillance Network

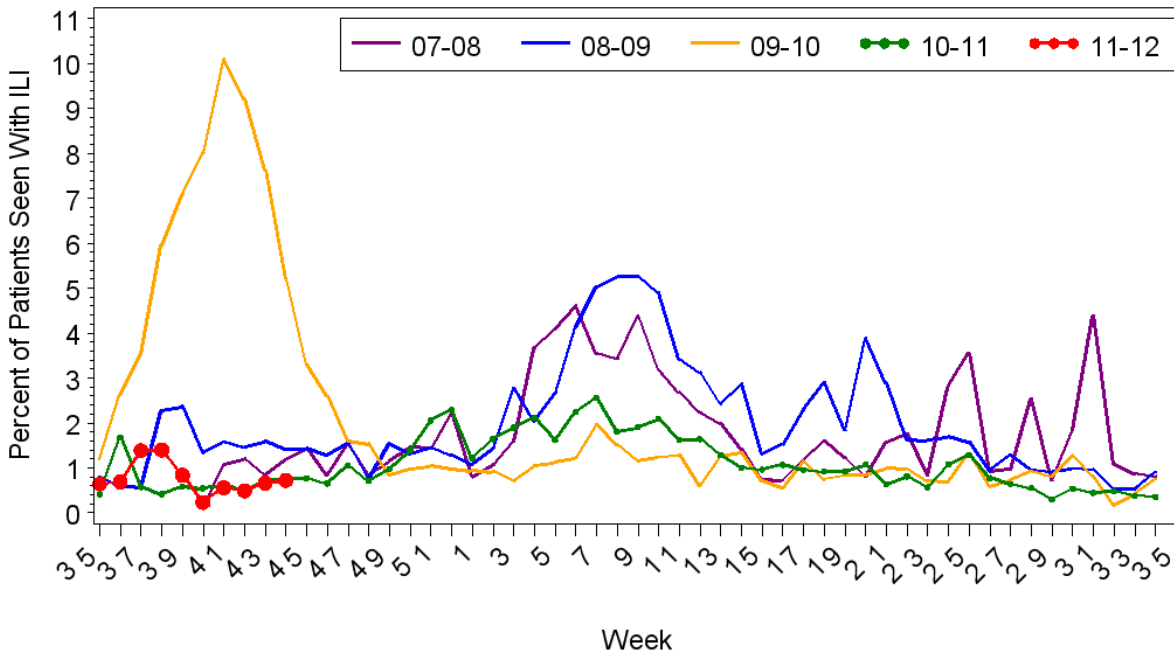
Oregon's outpatient influenza-like illness network is comprised of 25 voluntary healthcare providers from all across Oregon who report the number of patients with influenza-like illness (ILI) as well as total number of patient visits for each week during the surveillance season.

ILI is defined as fever ($\geq 100^{\circ}\text{F}$) and cough or sore throat. The number of patient visits and the percent of patients with ILI for the last 3 weeks are presented below. The average ILI reported during influenza weeks (defined as percent positive for influenza at the Oregon State Public Health Laboratory $>10\%$) over the previous three seasons is 3.27% (although this figure is skewed upward by the H1N1 pandemic of 2009).

The percent of outpatients seen with ILI for Week 44 was 0.72% which is below the seasonal average.

2011-2012 Flu Season	Number of Patient Visits	Percent Patients with ILI	Number of Provider Reports
Week ending November 5th	2469	0.72%	11
Week ending October 29 th	2108	0.66%	12
Week ending October 22 nd	2832	0.49%	14

Oregon Outpatient Influenza-Like Illness Surveillance Network (ILINet) 10NOV11
Percent of Outpatients with Influenza-like Illness (ILI)
 2007-2008, 2008-2009, 2009-2010, 2010-2011, 2011-2012



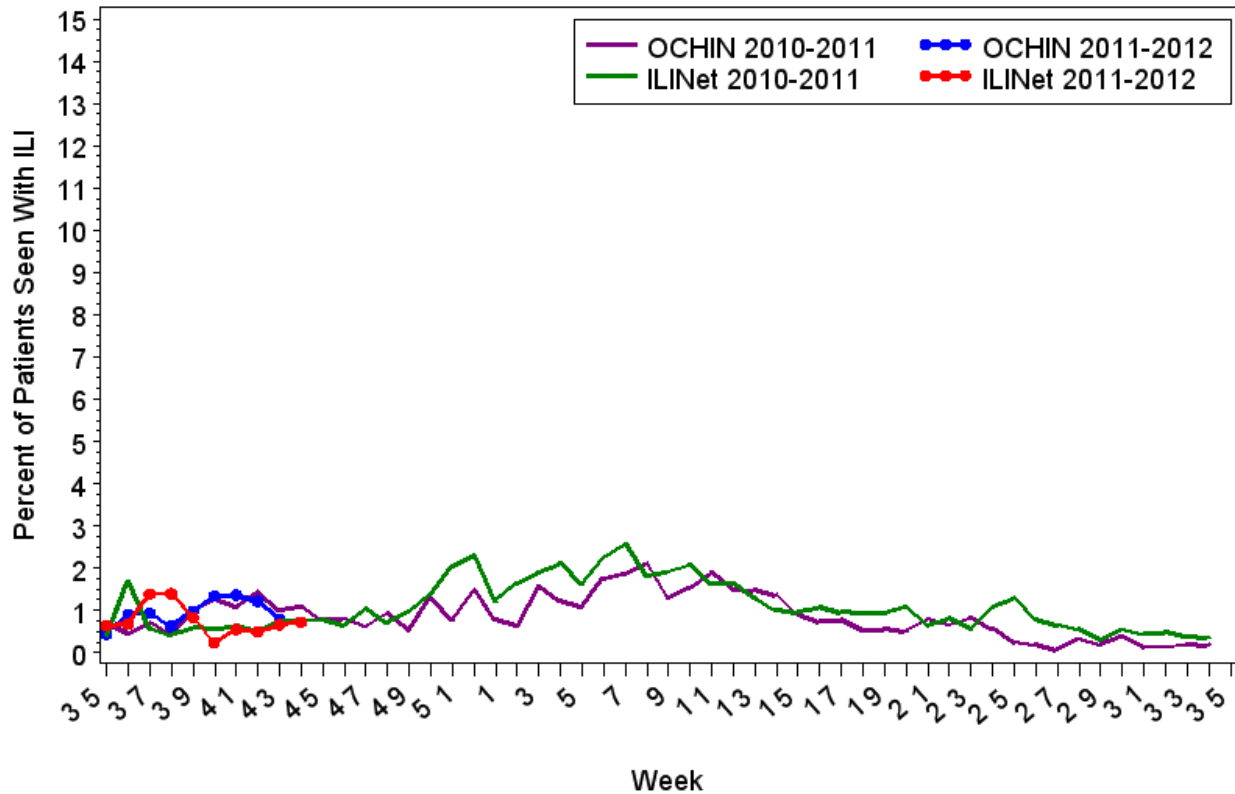
Surveillance weeks run from Sunday through Saturday
 Sentinel providers report the number of patients seen with influenza-like illness as well as total patients seen each week.

OCHIN Influenza-like Illness Surveillance:

Oregon Public Health Division also receives discharge diagnoses data from OCHIN Inc., a collaborative comprising 22 member organizations of federally qualified health centers (FQHC) and rural health centers in Oregon, representing 103 clinics throughout the state. OCHIN reports of ILI are one week behind our other syndromic surveillance system reports.

The percent of OCHIN patients seen with ILI was 0.79% during Week 43.

Oregon Outpatient Influenza-Like Illness (ILI) Surveillance
ILINet & OCHIN
2010-11 and 2011-12



Laboratory Surveillance:

The Oregon State Public Health Laboratory (OSPHL) is performing influenza typing and sub-typing by PCR on specimens from the following groups of patients:

- Patients seen by Oregon Sentinel providers from ILINet & Influenza Incidence Surveillance Project (IISP).
- Patients hospitalized with influenza-like illness in the Portland Tri-County area (Multnomah, Clackamas and Washington counties) as part of a CDC-funded study. We encourage submission of specimens to OSPHL even if rapid influenza tests are negative or have not been performed.
- Patients identified as part of an outbreak of respiratory illness. Please report clusters of respiratory illness to the on-call ACDP epidemiologist at (971-673-1111), who will then make decisions about the need for testing at the OSPHL.

For additional information on influenza testing guidelines for the 2011-12 season, please see:

<http://public.health.oregon.gov/DiseasesConditions/CommunicableDisease/DiseaseSurveillanceData/Influenza/Pages/InfluenzaTesting.aspx>

Or go to: <http://healthoregon.org/fludata> and select 'Influenza Testing'.

Additional resources:

For more information on influenza in Oregon please see:

<http://www.flu.oregon.gov/>

Oregon influenza surveillance: <http://healthoregon.org/fludata>

CDC Weekly Surveillance Report: <http://www.cdc.gov/flu/weekly>

Published November 04, 2011

Summary

- During Week 43 (October 23-29, 2011) 0 specimens tested positive for influenza virus at OSPHL. Two positive specimens have been identified so far this season, both typed as influenza A/H3.
- No influenza-related hospitalizations* have been reported for Week 43.
- Influenza activity is low across the U.S. In Week 43, 31 states (including Oregon) reported no influenza activity and 19 states reported sporadic activity.
- The level of influenza-like illness (ILI) detected by Oregon's outpatient ILI network was below the national baseline in Week 43.
- Respiratory syncytial virus (RSV) activity is low in Oregon, with 4% of specimens testing positive** during Week 43.

* Based on hospitalization surveillance in Clackamas, Multnomah, and Washington counties only.

**Percent positivity based on data from Oregon's RSV Laboratory Surveillance System (number of positive RSV tests ÷ number of RSV tests performed)

Laboratory-Confirmed Influenza Associated Hospitalizations:

Laboratory-confirmed influenza-associated hospitalizations are reported by hospitals in the Portland Tri-County area (Clackamas, Multnomah, and Washington counties) for all ages where patients are admitted to the hospital and have tested positive for influenza by rapid test, direct or indirect fluorescent antibody test, culture, PCR, or serology.

No influenza-related hospitalizations were reported during Week 43. Two influenza-related hospitalizations have been reported so far during the 2011-2012 season.

Outpatient Influenza-like Illness (ILI):

ILINet: Oregon's Outpatient Influenza-like Illness Surveillance Network

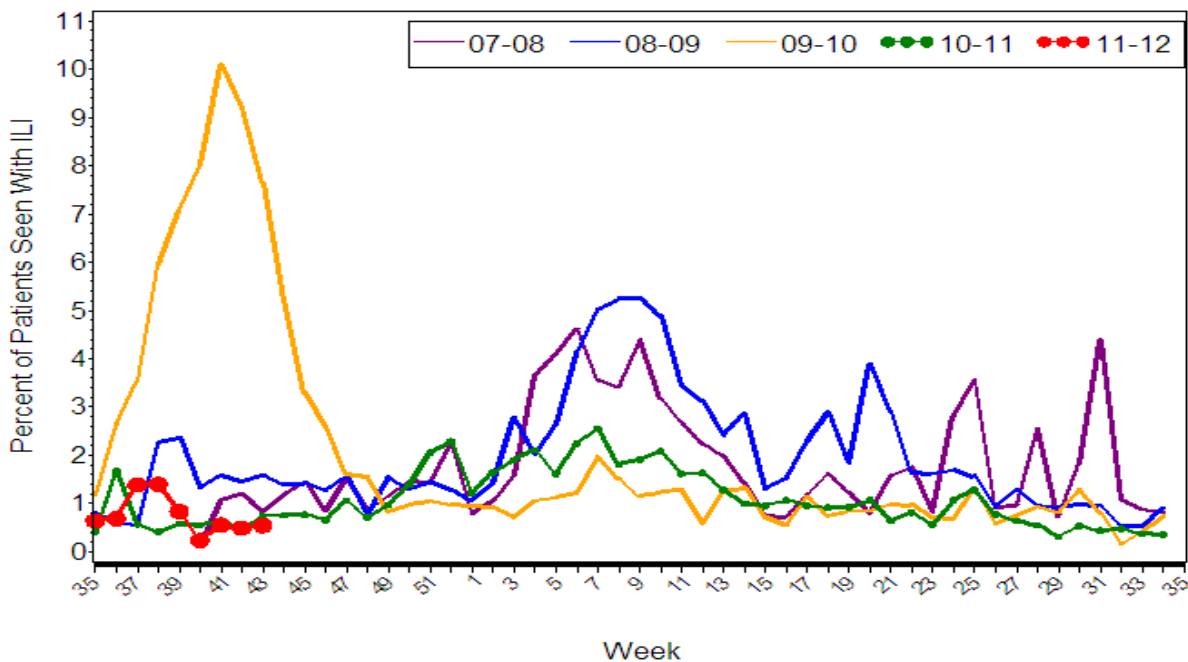
Oregon's outpatient influenza-like illness network is comprised of 25 voluntary healthcare providers from all across Oregon who report the number of patients with influenza-like illness (ILI) as well as total number of patient visits for each week during the surveillance season.

ILI is defined as fever ($\geq 100^{\circ}\text{F}$) and cough or sore throat. The number of patient visits and the percent of patients with ILI for the last 3 weeks are presented below. The average ILI reported during influenza weeks (defined as percent positive for influenza at the Oregon State Public Health Laboratory $>10\%$) over the previous three seasons is 3.27% (although this figure is skewed upward by the H1N1 pandemic of 2009).

The percent of outpatients seen with ILI for Week 43 was 0.55%, which is below the seasonal average.

2011-2012 Flu Season	Number of Patient Visits	Percent Patients with ILI	Number of Provider Reports
Week ending October 29 th	2000	0.55%	10
Week ending October 22 nd	2832	0.49%	14
Week ending October 15 th	3026	0.56%	15

Oregon Outpatient Influenza-Like Illness Surveillance Network (ILINet) 04NOV11
 Percent of Outpatients with Influenza-like Illness (ILI)
 2007-2008, 2008-2009, 2009-2010, 2010-2011, 2011-2012



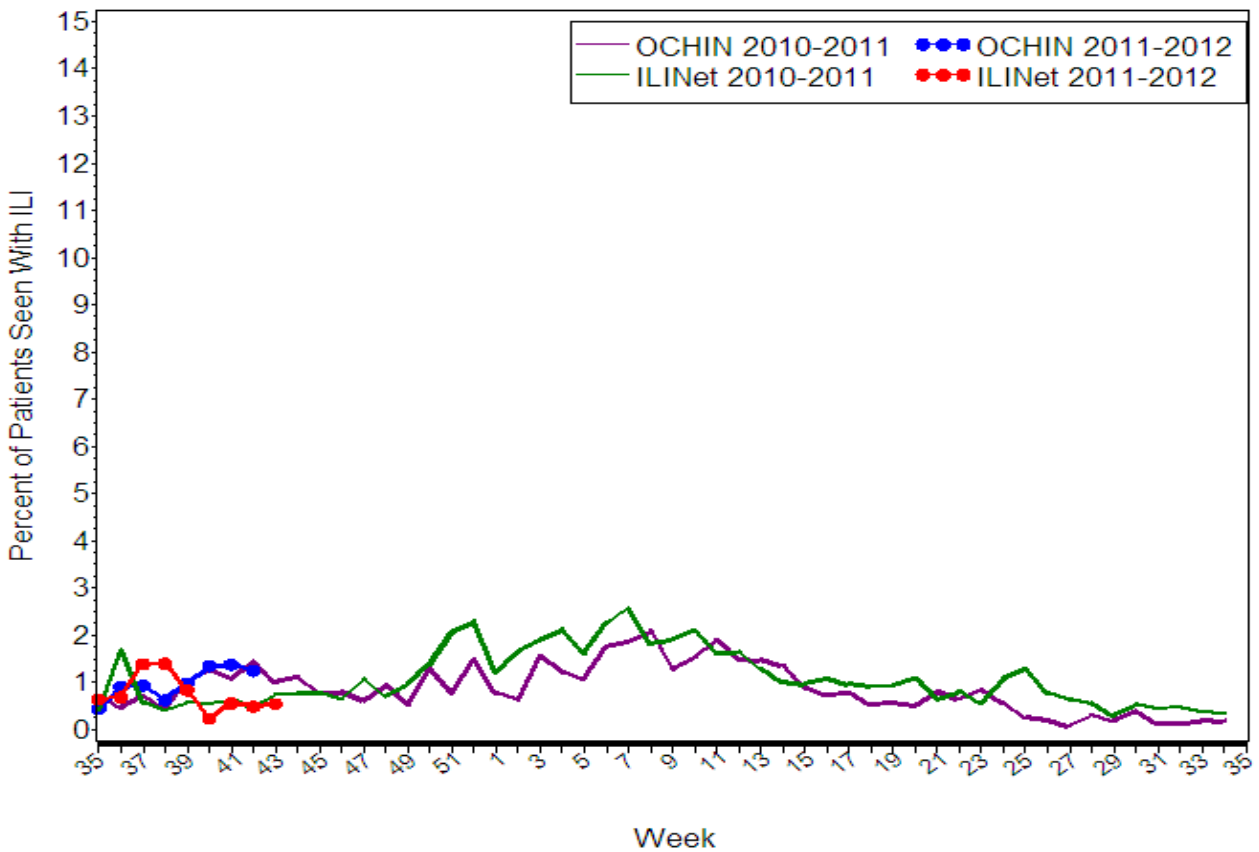
Surveillance weeks run from Sunday through Saturday
 Sentinel providers report the number of patients seen with influenza-like illness as well as total patients seen each week.

OCHIN Influenza-like Illness Surveillance:

Oregon Public Health Division also receives discharge diagnoses data from OCHIN Inc., a collaborative comprising 22 member organizations of federally qualified health centers (FQHC) and rural health centers in Oregon, representing 103 clinics throughout the state. OCHIN reports of ILI are one week behind our other syndromic surveillance system reports.

The percent of OCHIN patients seen with ILI was 1.25% during Week 42.

Oregon Outpatient Influenza-Like Illness (ILI) Surveillance
ILINet & OCHIN
2010-11 and 2011-12



Laboratory Surveillance:

The Oregon State Public Health Laboratory (OSPHL) is performing influenza typing and sub-typing by PCR on specimens from the following groups of patients:

- Patients seen by Oregon Sentinel providers from ILINet & Influenza Incidence Surveillance Project (IISP).
- Patients hospitalized with influenza-like illness in the Portland Tri-County area (Multnomah, Clackamas and Washington counties) as part of a CDC-funded study. We encourage submission of specimens to OSPHL even if rapid influenza tests are negative or have not been performed.
- Patients identified as part of an outbreak of respiratory illness. Please report clusters of respiratory illness to the on-call ACDP epidemiologist at (971-673-1111), who will then make decisions about the need for testing at the OSPHL.

For additional information on influenza testing guidelines for the 2011-12 season, please see:

<http://public.health.oregon.gov/DiseasesConditions/CommunicableDisease/DiseaseSurveillanceData/Influenza/Pages/InfluenzaTesting.aspx>

Or go to: <http://healthoregon.org/fludata> and select 'Influenza Testing'.

Additional resources:

For more information on influenza in Oregon please see:

<http://www.flu.oregon.gov/>

Oregon influenza surveillance: <http://healthoregon.org/fludata>

CDC Weekly Surveillance Report: <http://www.cdc.gov/flu/weekly>

Published October 28, 2011

Summary

- During Week 42 (October 16-22, 2011) 0 specimens tested positive for influenza virus at OSPHL. Two positive specimens have been identified so far this season, both typed as influenza A/H3.
- No influenza-related hospitalizations* have been reported for Week 42.
- Influenza activity is low across the U.S. In Week 42, 32 states (including Oregon) reported no influenza activity and 18 states reported sporadic activity.
- The level of influenza-like illness (ILI) detected by Oregon's outpatient ILI network was below the national baseline in Week 42.
- Respiratory syncytial virus (RSV) activity is low in Oregon, with 3% of specimens testing positive** during Week 42.

* Based on hospitalization surveillance in Clackamas, Multnomah, and Washington counties only.

**Percent positivity based on data from Oregon's RSV Laboratory Surveillance System (number of positive RSV tests ÷ number of RSV tests performed)

Laboratory-Confirmed Influenza Associated Hospitalizations:

Laboratory-confirmed influenza-associated hospitalizations are reported by hospitals in the Portland Tri-County area (Clackamas, Multnomah, and Washington counties) for all ages where patients are admitted to the hospital and have tested positive for influenza by rapid test, direct or indirect fluorescent antibody test, culture, PCR, or serology.

No influenza-related hospitalizations were reported during Week 42. Two influenza-related hospitalizations have been reported so far during the 2011-2012 season.

Outpatient Influenza-like Illness (ILI):

ILINet: Oregon's Outpatient Influenza-like Illness Surveillance Network

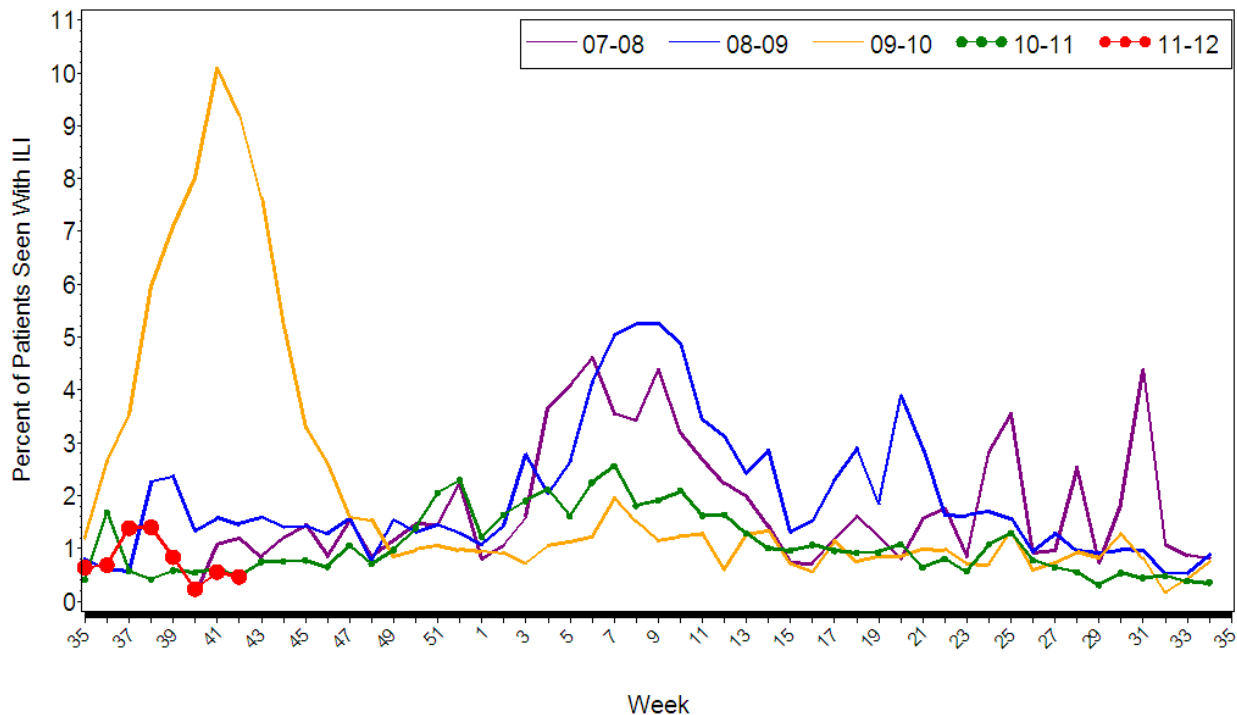
Oregon's outpatient influenza-like illness network is comprised of 25 voluntary healthcare providers from all across Oregon who report the number of patients with influenza-like illness (ILI) as well as total number of patient visits for each week during the surveillance season.

ILI is defined as fever ($\geq 100^{\circ}\text{F}$) and cough or sore throat. The number of patient visits and the percent of patients with ILI for the last 3 weeks are presented below. The average ILI reported during influenza weeks (defined as percent positive for influenza at the Oregon State Public Health Laboratory $>10\%$) over the previous three seasons is 3.27% (although this figure is skewed upward by the H1N1 pandemic of 2009).

The percent of outpatients seen with ILI for Week 42 was 0.48%, which is below the seasonal average.

2011-2011 Flu Season	Number of Patient Visits	Percent Patients with ILI	Number of Provider Reports
Week ending October 22 nd	2772	0.46%	13
Week ending October 15 th	3026	0.56%	15
Week ending October 8 th	2932	0.24%	12

Oregon Outpatient Influenza-Like Illness Surveillance Network (ILINet) 28OCT11
 Percent of Outpatients with Influenza-like Illness (ILI)
 2007-2008, 2008-2009, 2009-2010, 2010-2011, 2011-2012

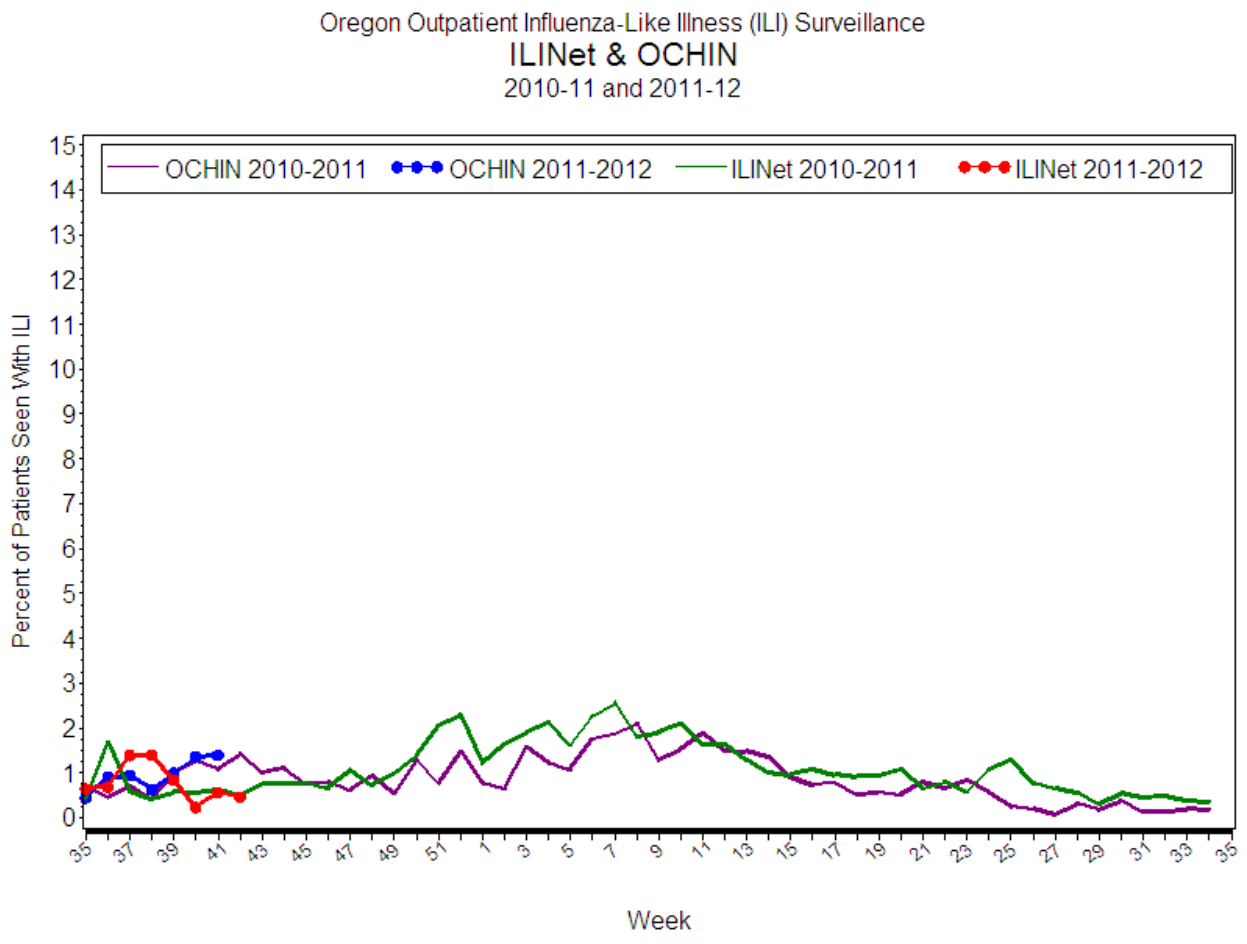


Surveillance weeks run from Sunday through Saturday
 Sentinel providers report the number of patients seen with influenza-like illness as well as total patients seen each week.

OCHIN Influenza-like Illness Surveillance:

Oregon Public Health Division also receives discharge diagnoses data from OCHIN Inc., a collaborative comprising 22 member organizations of federally qualified health centers (FQHC) and rural health centers in Oregon, representing 103 clinics throughout the state. OCHIN reports of ILI are one week behind our other syndromic surveillance system reports.

The percent of OCHIN patients seen with ILI was 0.56% during Week 41.



Laboratory Surveillance:

The Oregon State Public Health Laboratory (OSPHL) is performing influenza typing and sub-typing by PCR on specimens from the following groups of patients:

- Patients seen by Oregon Sentinel providers from ILINet & Influenza Incidence Surveillance Project (IISP).
- Patients hospitalized with influenza-like illness in the Portland Tri-County area (Multnomah, Clackamas and Washington counties) as part of a CDC-funded study. We encourage submission of specimens to OSPHL even if rapid influenza tests are negative or have not been performed.
- Patients identified as part of an outbreak of respiratory illness. Please report clusters of respiratory illness to the on-call ACDP epidemiologist at (971-673-1111), who will then make decisions about the need for testing at the OSPHL.

For additional information on influenza testing guidelines for the 2011-12 season, please see:

<http://public.health.oregon.gov/DiseasesConditions/CommunicableDisease/DiseaseSurveillanceData/Influenza/Pages/InfluenzaTesting.aspx>

Or go to: <http://healthoregon.org/fludata> and select 'Influenza Testing'.

Additional resources:

For more information on influenza in Oregon please see:

<http://www.flu.oregon.gov/>

Oregon influenza surveillance: <http://healthoregon.org/fludata>

CDC Weekly Surveillance Report: <http://www.cdc.gov/flu/weekly>

Published October 21, 2011

Summary

- During Week 41 (October 9-15, 2011) no specimens tested positive for influenza virus at OSPHL. Two positive specimens have been identified so far this season, both typed as influenza A/H3.
- Two influenza-related hospitalizations* have been reported so far.
- Influenza activity is low across the U.S. In Week 41, 32 states (including Oregon) reported no influenza activity and 18 states reported sporadic activity.
- The level of influenza-like illness (ILI) detected by Oregon's outpatient ILI network was below the baseline in Week 41.
- Respiratory syncytial virus (RSV) activity is low, with 1% of specimens testing positive** during Week 41.

* Based on hospitalization surveillance in Clackamas, Multnomah, and Washington counties only.

**Percent positivity based on data from Oregon's RSV Laboratory Surveillance System (number of positive RSV tests ÷ number of RSV tests performed)

Laboratory-Confirmed Influenza Associated Hospitalizations

Laboratory-confirmed influenza-associated hospitalizations are reported by hospitals in the Portland Tri-County area (Clackamas, Multnomah, and Washington counties) for all ages where patients are admitted to the hospital and have tested positive for influenza by rapid test, direct or indirect fluorescent antibody test, culture, PCR, or serology.

No influenza-related hospitalizations were reported during Week 41. Two influenza-related hospitalizations have been reported so far during the 2011-2012 season.

Outpatient Influenza-like Illness (ILI)

ILINet: Oregon's Outpatient Influenza-like Illness Surveillance Network

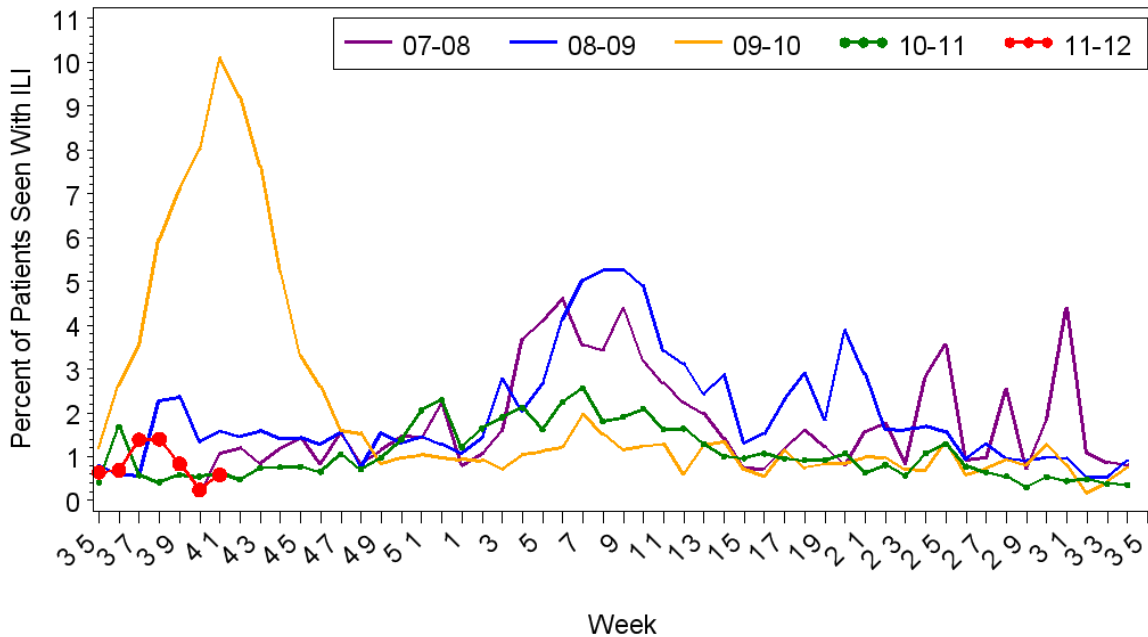
Oregon's outpatient influenza-like illness network is comprised of 25 voluntary healthcare providers from all across Oregon who report the number of patients with influenza-like illness (ILI) as well as total number of patient visits for each week during the surveillance season.

ILI is defined as fever ($\geq 100^{\circ}\text{F}$) and cough or sore throat. The number of patient visits and the percent of patients with ILI for the last 3 weeks are presented below. The average ILI reported during influenza weeks (defined as percent positive for influenza at the Oregon State Public Health Laboratory $>10\%$) over the previous three seasons is 3.27% (although this figure is skewed upward by the H1N1 pandemic of 2009).

The percent of outpatients seen with ILI for Week 41 was 0.59%, which is below the seasonal average.

	Number of Patient Visits	Percent Patients with ILI	Number of Provider Reports
Week ending October 21 st	2375	0.59%	10
Week ending October 8 th	2867	0.24%	11
Week ending October 1 st	2497	0.84%	10
Week ending September 24 th	1908	1.21%	9

Oregon Outpatient Influenza-Like Illness Surveillance Network (ILINet) 21OCT11
Percent of Outpatients with Influenza-like Illness (ILI)
 2007-2008, 2008-2009, 2009-2010, 2010-2011, 2011-2012



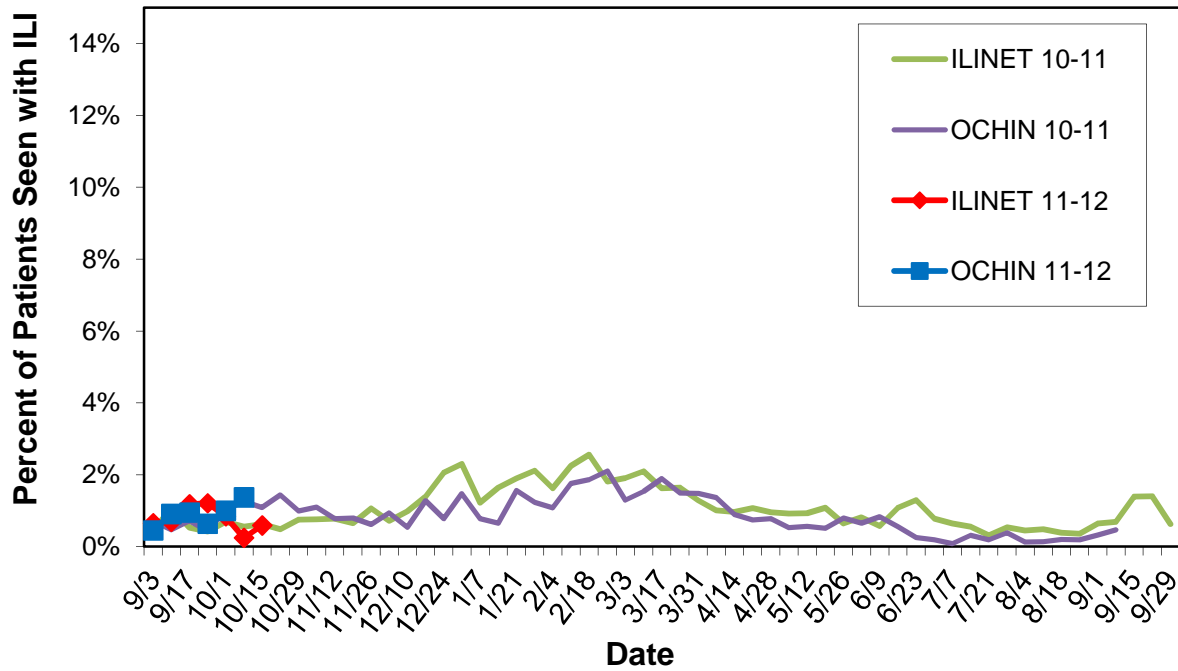
Surveillance weeks run from Sunday through Saturday
 Sentinel providers report the number of patients seen with influenza-like illness as well as total patients seen each week.

OCHIN Influenza-like Illness Surveillance

Oregon Public Health Division also receives discharge diagnoses data from OCHIN Inc., a collaborative comprising 22 member organizations of federally qualified health centers (FQHC) and rural health centers in Oregon, representing 103 clinics throughout the state. OCHIN reports of ILI are one week behind our other syndromic surveillance system reports.

The percent of OCHIN patients seen with ILI was 1.37% during Week 40.

**Oregon Outpatient Influenza-Like Illness (ILI) Surveillance
ILINet & OCHIN
2010-11 and 2011-12**



Laboratory Surveillance

The Oregon State Public Health Laboratory (OSPHL) is performing influenza typing and sub-typing by PCR on specimens from the following groups of patients:

- Patients seen by Oregon Sentinel providers (ILINet & Influenza Incidence Surveillance Project (IISP)).
- Patients hospitalized with influenza-like illness in the Portland Tri-County area (Multnomah, Clackamas and Washington counties) as part of a CDC-funded study. We encourage submission of specimens even if rapid influenza tests are negative or have not been performed.
- Patients identified as part of an outbreak of respiratory illness. Please report clusters of respiratory illness to the on-call ACDP epidemiologist (971-673-1111), who will then make decisions about the need for testing at the OSPHL.

So far during the 2011-12 influenza season, two specimens have tested positive for influenza A/H3.

For additional information on influenza testing guidelines for the 2011-12 season, please see:

<http://public.health.oregon.gov/DiseasesConditions/CommunicableDisease/DiseaseSurveillanceData/Influenza/Pages/InfluenzaTesting.aspx>

Or go to: <http://healthoregon.org/fludata> and select 'Influenza Testing'

Additional resources:

For more information on influenza in Oregon please see:

<http://www.flu.oregon.gov/>.

Oregon influenza surveillance: <http://healthoregon.org/fludata>

CDC Weekly Surveillance Report: <http://www.cdc.gov/flu/weekly>

FLU BITES

Oregon's Weekly Surveillance Report for Influenza and other Respiratory Viruses



Published October 14, 2011

Summary

- Influenza season is here! During the first official week of influenza surveillance (Week 40, October 2-8, 2011) OSPHL identified two specimens positive for influenza A/H3, both of which were collected from patients hospitalized in the Portland metro area. Two influenza-related hospitalizations* have been reported so far.
- Influenza activity is low across the U.S. In Week 40, 29 states reported no influenza activity and 20 states reported sporadic activity.
- The level of influenza-like illness (ILI) detected by Oregon's outpatient ILI network was below the baseline in Week 40.
- Respiratory syncytial virus (RSV) activity is low, with 1% of specimens** testing positive during Week 40.

* Based on hospitalization surveillance in Clackamas, Multnomah, and Washington counties only.

**Percent positivity based on data from Oregon's RSV Laboratory Surveillance System (number of positive RSV tests ÷ number of RSV tests performed)

Laboratory-Confirmed Influenza Associated Hospitalizations

Laboratory-confirmed influenza-associated hospitalizations are reported by hospitals in the Portland Tri-County area (Clackamas, Multnomah, and Washington counties) for all ages where patients are admitted to the hospital and have tested positive for influenza by rapid test, direct or indirect fluorescent antibody test, culture, PCR, or serology.

Two influenza-associated hospitalizations have been reported so far during the 2011-12 season. Both patients were over 65 years of age and both tested positive for influenza A/H3.

Outpatient Influenza-like Illness (ILI)

ILINet: Oregon's Outpatient Influenza-like Illness Surveillance Network

Oregon's outpatient influenza-like illness network is comprised of 25 voluntary healthcare providers from all across Oregon who report the number of patients with influenza-like illness (ILI) as well as total number of patient visits for each week during the surveillance season.

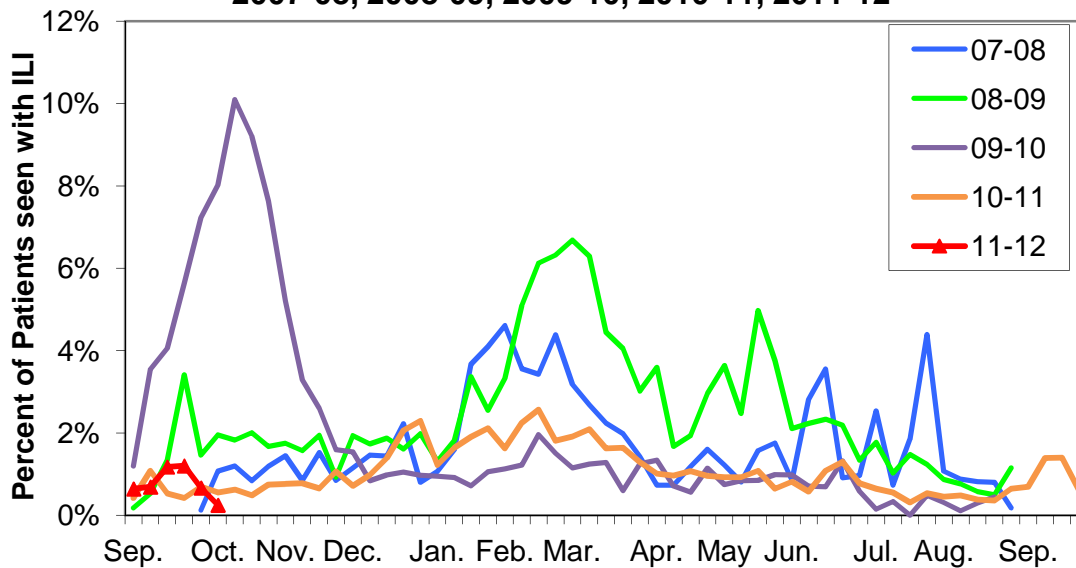
ILI is defined as fever ($\geq 100^{\circ}\text{F}$) and cough or sore throat. The number of patient visits and the percent of patients with ILI for the last 3 weeks are presented below. The average ILI

reported during influenza weeks (defined as percent positive for influenza at the Oregon State Public Health Laboratory >10%) over the previous three seasons is 3.27% (although this figure is skewed upward by the H1N1 pandemic of 2009).

The percent of outpatients seen with ILI for Week 40 was 0.25%, which is below the seasonal average.

	Number of Patients Visits	Percent Patients with ILI	Number of Provider Reports
Week ending October 8 th	2793	0.25%	9
Week ending October 1 st	2240	0.67%	9
Week ending September 24 th	1908	1.21%	9

Oregon Outpatient Influenza-Like Illness Surveillance Network (ILINet)
Percent of Outpatients with Influenza-like Illness (ILI)
2007-08, 2008-09, 2009-10, 2010-11, 2011-12

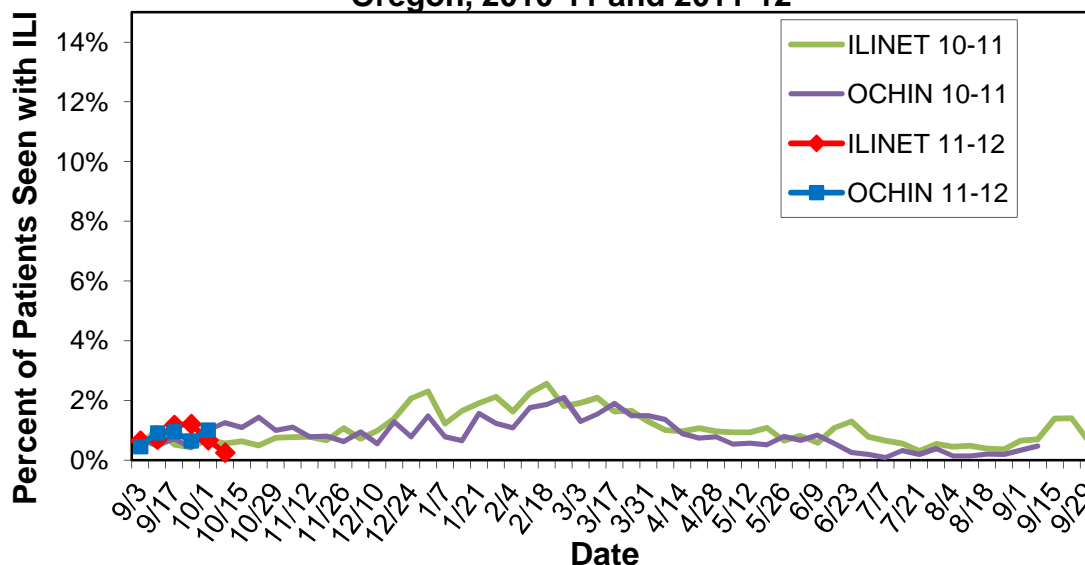


OCHIN Influenza-like Illness Surveillance

Oregon Public Health Division also receives discharge diagnoses data from OCHIN Inc., a collaborative comprising 22 member organizations of federally qualified health centers (FQHC) and rural health centers in Oregon, representing 103 clinics throughout the state. OCHIN reports of ILI are one week behind our other syndromic surveillance system reports.

The percent of OCHIN patients seen with ILI was 1.01% during Week 39.

**Oregon Outpatient Influenza-Like Illness (ILI) Surveillance
ILINet & OCHIN
Oregon, 2010-11 and 2011-12**



Laboratory Surveillance

The Oregon State Public Health Laboratory (OSPHL) is performing influenza typing and sub-typing by PCR on specimens from the following groups of patients:

- Patients seen by Oregon Sentinel providers (ILINet & Influenza Incidence Surveillance Project (IISP)).
- Patients hospitalized with influenza-like illness in the Portland Tri-County area (Multnomah, Clackamas and Washington counties) as part of a CDC-funded study. We encourage submission of specimens even if rapid influenza tests are negative or have not been performed.
- Patients identified as part of an outbreak of respiratory illness. Please report clusters of respiratory illness to the on-call ACDP epidemiologist (971-673-1111), who will then make decisions about the need for testing at the OSPHL.

So far during the 2011-12 influenza season, two specimens have tested positive for influenza A/H3.

For additional information on influenza testing guidelines for the 2011-12 season, please see: <http://public.health.oregon.gov/DiseasesConditions/CommunicableDisease/DiseaseSurveillanceData/Influenza/Pages/InfluenzaTesting.aspx>

Or go to: <http://healthoregon.org/fludata> and select 'Influenza Testing'

Additional resources:

For more information on influenza in Oregon please see: <http://www.flu.oregon.gov/>.

Oregon influenza surveillance: <http://healthoregon.org/fludata>

CDC Weekly Surveillance Report: <http://www.cdc.gov/flu/weekly/>