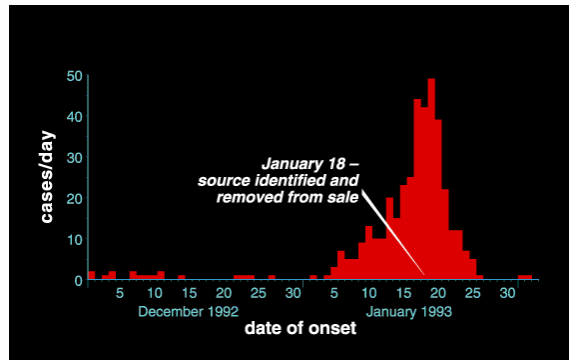


Epidemiology in Action

It takes a team

1


Shiga toxin-producing *E. coli*



Washington state cases N=501

- Age range 4 months-88 years, median 8 years
- 49% female

2



3

Outbreak initiated actions

- *E. coli* O157:H7 was upgraded to become a national reportable disease
- The Food and Drug Administration (FDA) increased the recommended internal temperature for cooked hamburgers from 140 °F (60 °C) to 155 °F (68 °C)
- The United States Department of Agriculture(USDA) – Food Safety Inspection Service (FSIS) introduced safe food-handling labels for packaged raw meat and poultry retailed in supermarkets, testing for *E. coli* O157:H7 in ground meat



4

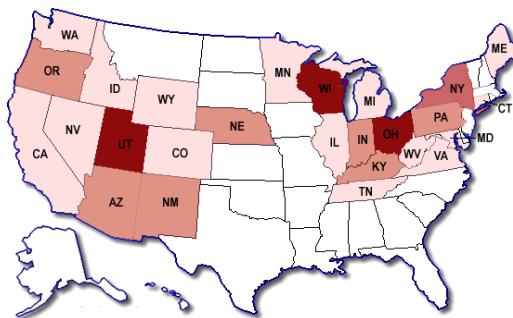
More actions

- USDA classified *E. coli* O157:H7 as an **adulterant** in raw meat
- USDA introduced the Pathogen Reduction and Hazard Analysis and Critical Control Point (PR/HACCP) program
- National Cattleman's Beef Association (NCBA) created a task force to fund research into the reduction of *E. coli* O157:H7 in cattle and slaughterhouses
- Jack in the Box completely overhauled and restructured their corporate operations around food safety priorities, setting new standards across the entire fastfood industry.

5

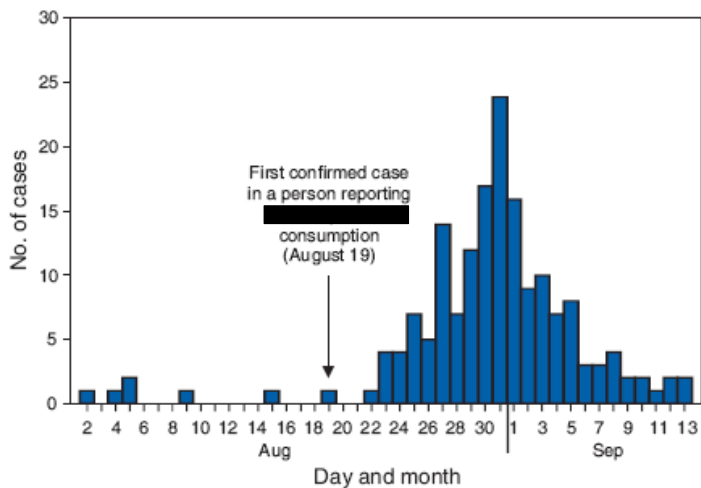
Multi-state Outbreak of *E. coli* O157:H7

- 205 cases
- 26 states affected
- Onsets 8/1/06 - 9/15/06
- 141 (71%) female
- 103 (51%) hospitalized
 - 31 (16%) HUS
 - 3 deaths



6

FIGURE 2. Number of confirmed cases (n = 171)* of *Escherichia coli* serotype O157:H7 infection, by date of illness onset — United States, August–September 2006

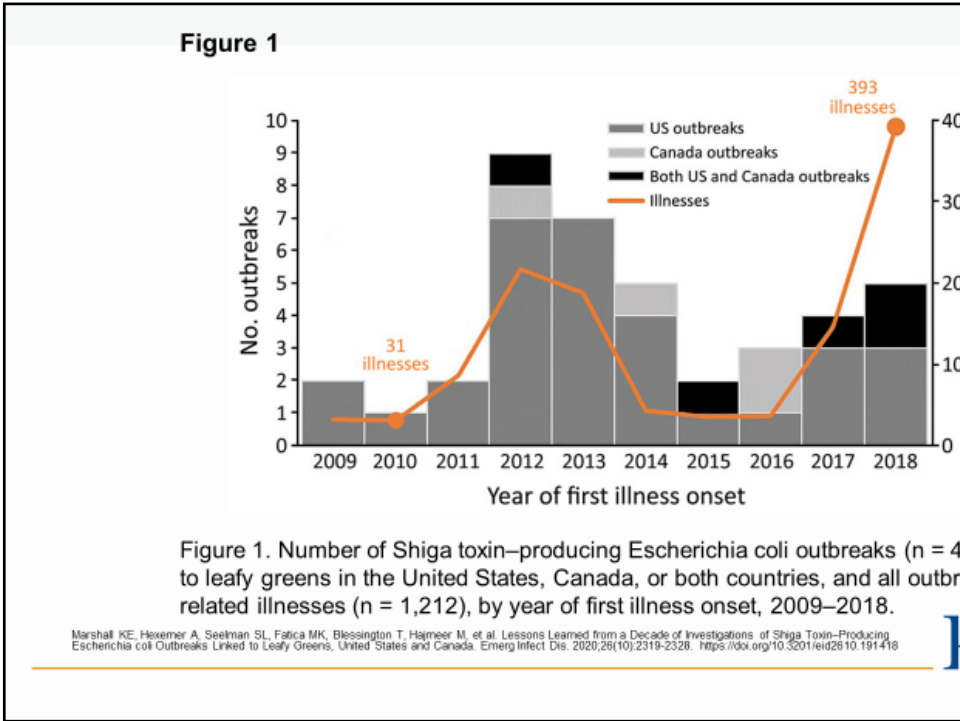


* Confirmed cases with known dates of illness onset reported as of 1:00 p.m. EDT on September 26, 2006.

7



8



9

COMMODITY SPECIFIC FOOD SAFETY GUIDELINES FOR THE PRODUCTION AND HARVEST OF LETTUCE AND LEAFY GREENS

2.1. The Best Practices Are:

- A written Leafy Greens Compliance Plan which specifically addresses the Best Practices of this document shall be prepared. This plan shall address at least the following areas: water, soil amendments, environmental factors, work practices, and field sanitation.
- Handlers shall have an up to date growers list with contact and location information on file.
- The handler shall comply with the requirements of The Public Health Security and Bioterrorism Preparedness and Response Act of 2002 (farms are exempt from the Act) including those requirements for recordkeeping (traceability) and registration.
- Each grower and handler shall designate an individual responsible for their operation's food safety program. Twenty-four hour contact information shall be available for this individual in case of food safety emergencies.

10

Leafy Greens STEC Action Plan

[f Share](#)
[X Post](#)
[in LinkedIn](#)
[Email](#)
[Print](#)

Leafy greens outbreaks have a long history. From 2009 – 2018 there have been 40 Shiga toxin-producing *E. coli* (STEC) outbreaks linked to leafy greens accounting for 1,212 illnesses, 77 cases of hemolytic uremic syndrome, and 8 deaths. Of these, romaine accounted for 54% of these outbreaks – more than any other leafy green.[1] With two large romaine outbreaks, 2018 was a turning point in terms of the safety of leafy greens.



11

Leafy Greens STEC Action Plan



Prevention

1. Advance Agricultural Water Safety
2. Enhance Inspections, Audits and Certification Programs
3. Buyer Specifications
4. Leafy Greens Data Trust
5. Microbiological Surveys for STEC Detection and Enhanced Sampling Protocols
6. Increase Awareness and Address Concerns Around Adjacent and Nearby Land
7. Establish and Strengthen Regular Outreach and Communication Programs for Stakeholders in Growing Regions

Response

8. Investigation Reports
9. Conduct Follow-Up Surveillance During the Fall 2020 California Growing/ Harvest Season
10. Promote Tech-Enabled Traceability
11. Improve Utilization of Shopper Card Data
12. Accelerate Whole Genome Sequencing Data Submissions by States
13. Advance Root Cause Analysis Activities
14. Enhance Outbreak and Recall Communications

Addressing Knowledge Gaps

15. Longitudinal Studies
16. Data Mining and Analytics on Previous Outbreaks
17. Adjacent and Nearby Land Use
18. Compost Sampling Assignment with California



For more information about the Leafy Greens STEC Action Plan, click any link above or visit:
<https://www.fda.gov/food/foodborne-pathogens/leafy-greens-stec-action-plan>
<https://www.fda.gov/food/foodborne-pathogens/leafy-greens-stec-action-plan/accomplishments>

April 2021

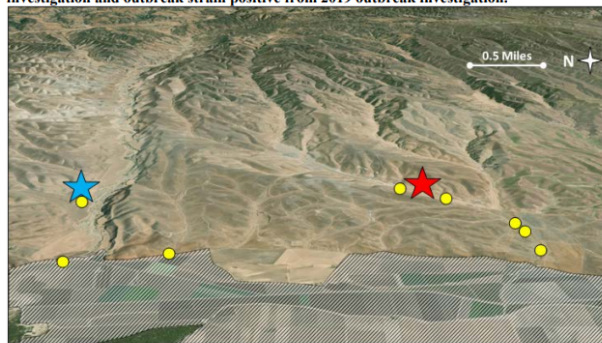


12

Agricultural water system[s]

Description	Additional Information and Examples
Location and nature of the water source (including whether it is ground water or surface water)	<ul style="list-style-type: none"> Groundwater obtained from deep underground aquifers, with properly designed, located and constructed wells, generally yields water that is higher quality. Surface waters, which are more exposed to the environment and runoff, may be more susceptible to contamination.
Water distribution system used and whether it is open or closed to the environment	<ul style="list-style-type: none"> Some water used for growing is conveyed through open distribution systems, such as canals and laterals, that can be subject to introduction of hazards from runoff, animal intrusion, direct discharge and seepage. Other water might be distributed through a closed system, such as through piping, which, if it is constructed and functioning properly, can help protect water from the introduction of hazards. However, hazards can enter a closed system if the system is not maintained properly.
The degree to which the system is protected from possible sources of contamination, including: <ul style="list-style-type: none"> Other users of the water system Animal impacts (such as from grazing animals, working animals, and animal intrusion) Adjacent and nearby land uses related to animal activity, the application of biological soil amendments of animal origin (BSAAOs), or the presence of untreated or improperly treated human waste 	<ul style="list-style-type: none"> Other users: a covered farm would consider the potential for known or reasonably foreseeable hazards to be introduced by other users of the water source or distribution system. For example, a farm that draws water for crop protection sprays from a pond that is also used for recreational swimming would need to consider whether the use of the source for recreational swimming could introduce hazards into the agricultural water system. Animal impacts: Both wild and domesticated animals can be a source of pathogens that can contaminate produce. A farm may become aware of potential animal impacts on its pre-harvest agricultural water systems through inspections and maintenance performed on the water source or distribution system or through findings from visual observations. Animal activity on adjacent and nearby land*: Animal activities that may introduce contamination into water sources or distribution systems include, but are not limited to, livestock feeding operations of any size, dairy production, fowl production, barnyards, or significant wildlife intrusion or wildlife habitat. <ul style="list-style-type: none"> In evaluating adjacent and nearby land uses, a farm could, for example, consider the effects of any fencing, containment, or other measures employed to prevent animal access to water sources or distribution systems, or earthen diversion berms, ditches, or other barriers to help minimize the influence of runoff or airborne transmission (e.g. fugitive dust) on sources and distribution systems. Information on adjacent and nearby land uses could be acquired through visual observations, discussions with local extension agents or associations, online resources or other means as appropriate.

Figure 1. A geospatial subset of STEC positive investigation test results from 2020 outbreak investigation and outbreak strain positive from 2019 outbreak investigation.



Notes: 2020 outbreak strain match is represented by a red star; 2019 outbreak strain is represented by blue star; other samples yielding STEC positives from the 2020 outbreak investigation are represented by yellow circles. The shaded area represents produce farms and ranches. This map illustrates the samples matching the current and previous outbreak strain. Other samples yielding STEC positive samples from other non-contiguous sample sites were collected as part of this outbreak investigation (not pictured here); therefore, the number of total positive tests will not be represented in this figure.

Shiga Toxin–Producing *Escherichia coli* Infections Associated With Romaine Lettuce—United States, 2018

Lyndsay Bottichia,^{1,2} Amelia Keaton,³ Deepam Thomas,³ Tara Fulton,³ Amanda Tiffany,^{4,5} Anna Frick,⁶ Mia Mattioli,⁷ Amy Kahler,⁸ Jennifer Murphy,⁹ Mark Otto,¹⁰ Adiam Tesfai,¹¹ Angela Fields,¹² Kelly Kline,¹³ Jennifer Fiddner,¹⁴ Jeffrey Higa,¹⁵ Amber Barnes,¹⁶ Francine Arroyo,¹⁷ Annabelle Salvaterra,¹⁸ April Holland,¹⁹ Wendy Taylor,²⁰ June Nash,²¹ Bozena M. Morawski,²² Sarah Correll,²³ Rachel Himmenkamp,²⁴ Jeffrey Havens,²⁵ Kane Patel,²⁶ Morgan N. Schroeder,²⁷ Lori Gladney,²⁸ Haley Martin,²⁹ Laura Whitlock,³⁰ Natasha Dowell,³¹ Corinne Newhart,³² Louise Francois Watkins,³³ Vincent Hill,³⁴ Susan Lance,³⁵ Stie Harris,³⁶ Matthew Wise,³⁷ Ian Williams,³⁸ Colin Basler,³⁹ and Laura Gieraltowski⁴⁰

¹Centers for Disease Control and Prevention, Atlanta, Georgia, USA, ²CAITTA, Inc., Herndon, Virginia, USA, ³New Jersey Department of Health, Trenton, New Jersey, USA, ⁴Alaska Division of Public Health, Anchorage, Alaska, USA, ⁵US Food and Drug Administration, College Park, Maryland, USA, ⁶Pennsylvania Department of Health, Harrisburg, Pennsylvania, USA, ⁷Allegheny County Health Department, Pittsburgh, Pennsylvania, USA, ⁸California Department of Public Health, Sacramento, California, USA, ⁹Sotano County Public Health, Vallejo, California, USA, ¹⁰County of Placer Health and Human Services, Placer, California, USA, ¹¹Sacramento County Public Health, Sacramento, California, USA, ¹²Idaho Department of Health and Welfare, Boise, Idaho, USA, ¹³Central District Health Department, Boise, Idaho, USA, ¹⁴Montana Department of Public Health and Human Services, Helena, Montana, USA, and ¹⁵Eagle Medical Services, LLC, San Antonio, Texas, USA

Background. Produce-associated outbreaks of Shiga toxin–producing *Escherichia coli* (STEC) were first identified in 1991. In April 2018, New Jersey and Pennsylvania officials reported a cluster of STEC O157 infections associated with multiple locations of a restaurant chain. The Centers for Disease Control and Prevention (CDC) queried PulseNet, the national laboratory network for foodborne disease surveillance, for additional cases and began a national investigation.

Methods. A case was defined as an infection between 13 March and 22 August 2018 with 1 of the 22 identified outbreak-associated *E. coli* O157:H7 or *E. coli* O61 pulsed-field gel electrophoresis pattern combinations, or with a strain STEC O157 that was closely related to the main outbreak strain by whole-genome sequencing. We conducted epidemiologic and traceback investigations to identify illness subclusters and common sources. A US Food and Drug Administration–led environmental assessment, which tested water, soil, manure, compost, and scat samples, was conducted to evaluate potential sources of STEC contamination.

Results. We identified 240 case-patients from 37 states; 104 were hospitalized, 28 developed hemolytic uremic syndrome, and 5 died. Of 179 people who were interviewed, 152 (85%) reported consuming romaine lettuce in the week before illness onset. Twenty subclusters were identified. Product traceback from subcluster restaurants identified numerous romaine lettuce distributors and growers; all lettuce originated from the Yuma growing region. Water samples collected from an irrigation canal in the region yielded the outbreak strain of STEC O157.

Conclusions. We report on the largest multistate leafy greens–linked STEC O157 outbreak in several decades. The investigation highlights the complexities associated with investigating outbreaks involving widespread environmental contamination.

Keywords. outbreak; *Escherichia coli*; Romaine Lettuce; foodborne illness; produce safety.



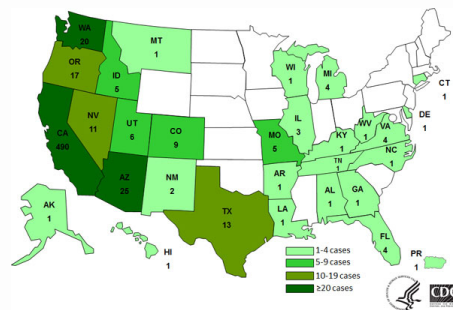
15

15

Persons infected with the outbreak strains of *Salmonella* Heidelberg, by State*

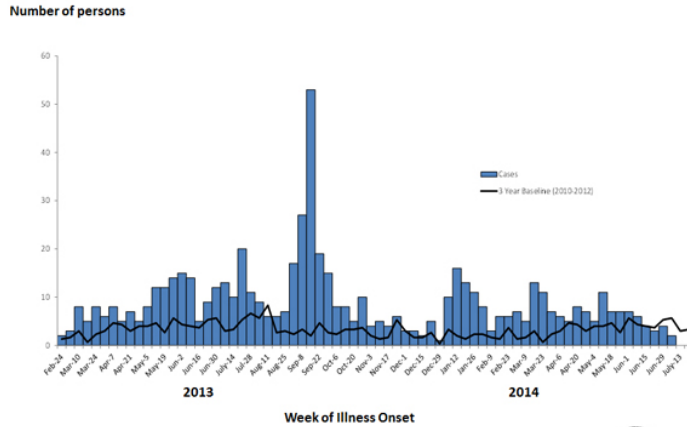
Oregon cases N=17

- Age range 2–55 years, median 21
- 59% female
- 38% of ill persons were hospitalized, and no deaths were reported.
- Most ill persons (77%) were reported from California.



16

Persons infected with outbreak strain of *Salmonella* Heidelberg by week of illness onset*, 2013-2014, U.S.



n=633 for whom information was reported as of July 24, 2014



Oregon Health Authority

17

USDA Proposes New Measures to Reduce *Salmonella* and *Campylobacter* in Poultry Products



SUMMARY:

The Food Safety and Inspection Service (FSIS or “the Agency”) is announcing that it will begin assessing whether establishments meet the pathogen reduction performance standards for *Salmonella* and *Campylobacter* in raw chicken parts and not-ready-to-eat (NRTE) comminuted chicken and turkey products.

In 2015 new standards in ground chicken and turkey products

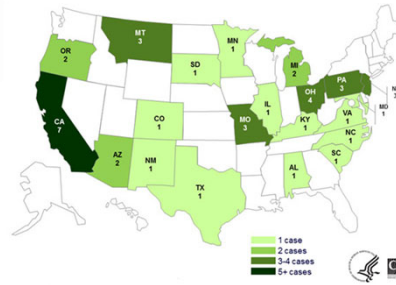
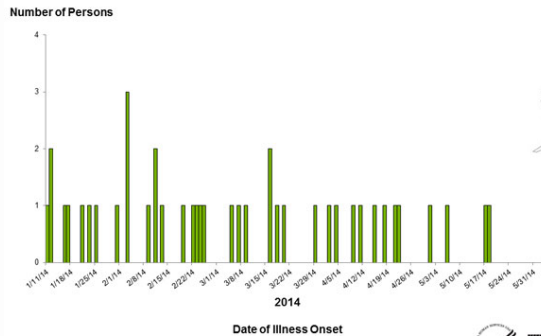


Oregon Health Authority

18


Multi-state Outbreak of *Salmonella* Typhimurium Infections

- 41 ill in 21 states, 16% hospitalized, 0 deaths
- 54% cases female,
- Age <1-69 years, median 21



19

Multi-state Outbreak of Human *Salmonella* Typhimurium Infections Linked to Frozen Feeder Rodents



- 22 (61%) of 36 ill persons reported contact with multiple types of reptiles.
- 15 (88%) of 17 ill with information reported exposure to frozen feeder rodents.

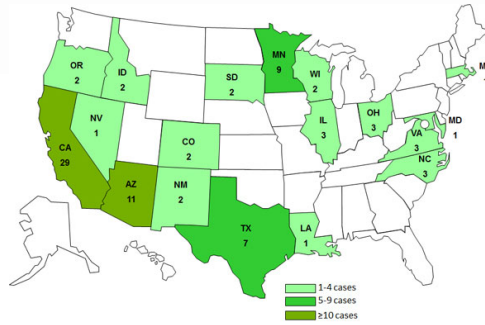
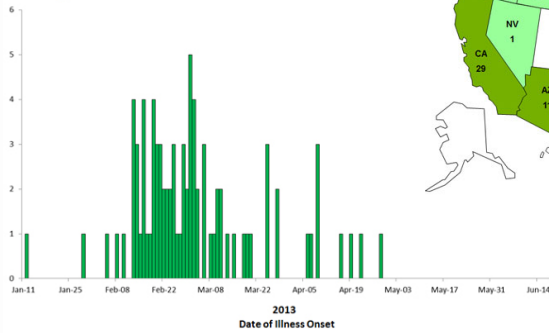


20

Multi-state Outbreak of *Salmonella* Saintpaul Infections

- 84 ill in 18 states, 28% hospitalized, 0 deaths
- 62% cases female,
- Age <1-89 years, median 27


Number of persons



Oregon Health Authority

21

Multi-state Outbreak of *Salmonella* Saintpaul Infections Linked to Imported Cucumbers



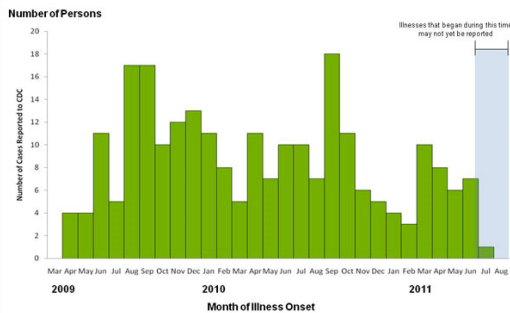
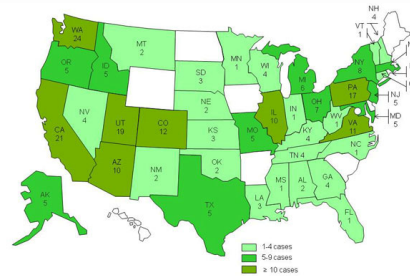
- 34 (69%) of 49 ill persons reported eating various types of cucumbers purchased or consumed at multiple locations or restaurants.
- 44% general population reported eating cucumbers in the week before they were interviewed.

Oregon Health Authority

22

Multi-state Outbreak of *Salmonella* Typhimurium Infections

- Age range 0-76 years
- 69% <10 years;
- median age is 5 years old.
- 52% female
- 30% were hospitalized, no deaths



Oregon Health Authority

23

23

Product trace-back

- Trace-back - African dwarf frogs breeder in Madera, California, Blue Lobster Farms.
- Environmental samples taken at Blue Lobster Farms in January and April 2010 and tested in CDC laboratories yielded isolates of *Salmonella* Typhimurium with DNA patterns matching the outbreak strain



Oregon Health Authority

24

24

November 10th 2008

Salmonella Typhimurium isolates with an unusual DNA fingerprint or pulsed-field gel electrophoresis (PFGE) pattern reported from 12 states.

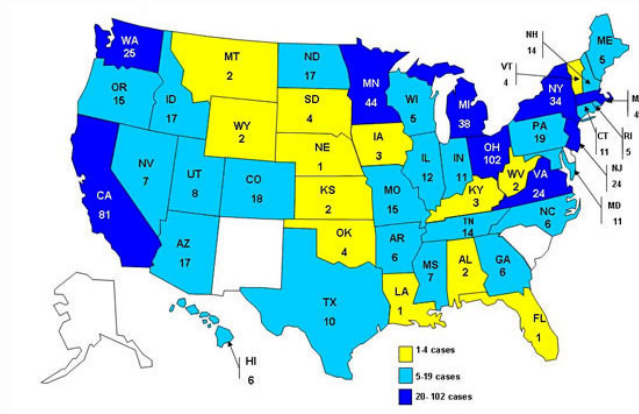
- < 1 to 98 years, median age of patients is 16 years
 - 21% are age < 5 years
 - 17% are > 59 years
- 48% of patients are female.
- 24% reported being hospitalized, 9 deaths



25

25

April 20, 2009, 714 persons infected with the outbreak strain of Salmonella Typhimurium have been reported from 46 states

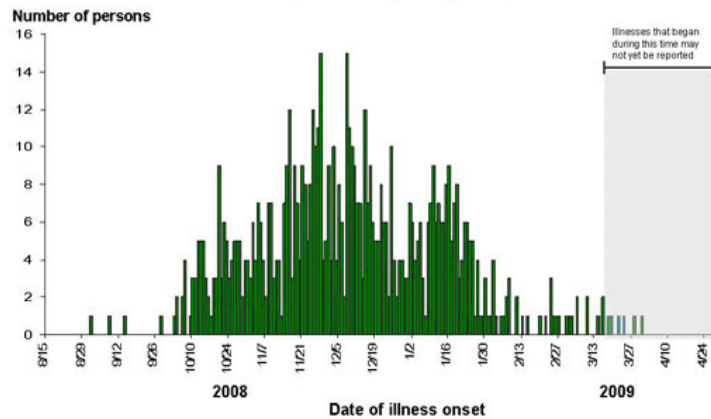


26

26

Infections with the outbreak strain of *Salmonella* Typhimurium, by date of illness onset

(n=696 for whom information was reported as of April 20, 9pm EDT)



*Some illness onset dates have been estimated from other reported information



27

Actions – January 2009

- On January 28, 2009, PCA announced a voluntary recall of all peanuts and peanut products processed in its Blakely, Georgia facility since January 1, 2007 and reported that production of all peanut products had stopped. More than 2833 peanut-containing products produced by a variety of companies may have been made with the ingredients recalled by PCA.
- Peanut butter and peanut paste, the expanded recall includes roasted peanuts and other peanut products and was based in part on laboratory testing information from the company.



28



29



(Photo: 2009 photo by H. Darr Beiser, USA TODAY)

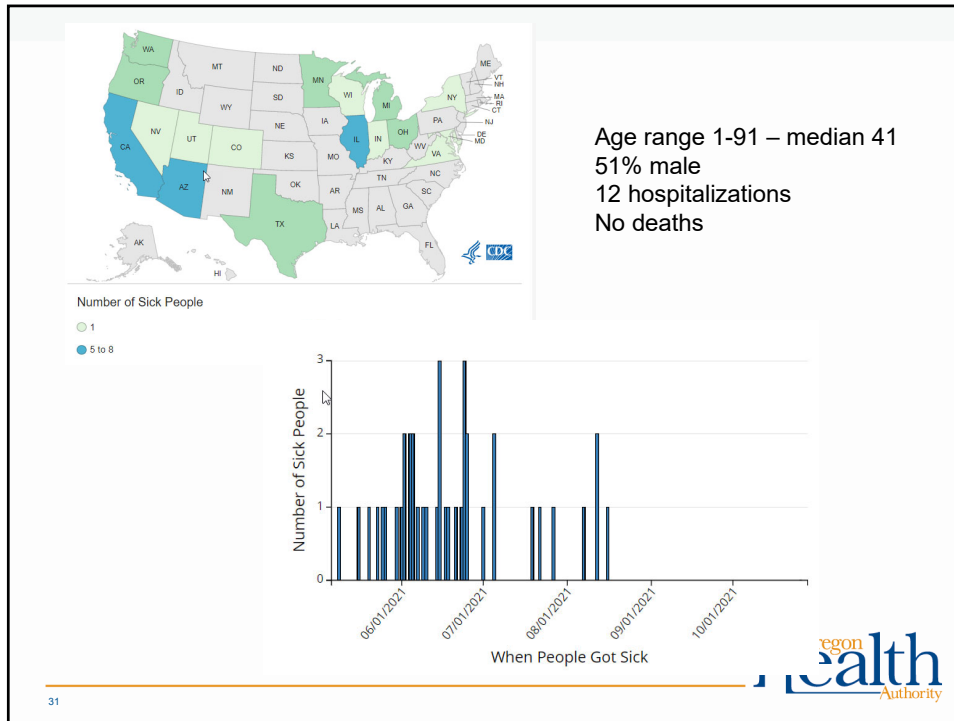
[f 5355](#) |
 [TWEET](#) |
 [in 209](#) |
 [365](#) |
 [EMAIL](#) |
 [MORE](#)

Former peanut company executive Stewart Parnell was hit with a virtual life prison term Monday for his 2014 conviction on crimes related to a salmonella outbreak blamed for killing nine and sickening hundreds.

A federal judge in Georgia sentenced the 61-year-old former head of Peanut Corporation of America to 28 years behind bars, imposing potentially the toughest punishment in U.S. history for a producer in a food-borne illness case.

U.S. District Judge W. Louis Sands also sentenced the former executive's brother, Michael Parnell, 56, to serve a 20-year prison term. The relative and co-defendant was a broker who provided food manufacturing giant Kellogg's with peanut paste from his brother's company.

30



31

Fratelli Beretta USA, Inc. Recalls Ready-to-Eat Uncured Antipasto Meat Products Due to Possible Salmonella Contamination

FRATELLI BERETTA USA, INC. →

QUANTITY RECOVERED
143,998 pounds

FSIS Announcement

WASHINGTON, Aug. 27, 2021 – Fratelli Beretta USA, Inc., a Mount Olive, N.J. establishment, is recalling approximately 862,000 pounds of uncured antipasto products that may be contaminated with *Salmonella* Infantis and/or *Salmonella* Typhimurium, the U.S. Department of Agriculture’s Food Safety and Inspection Service (FSIS) announced today.

The ready-to-eat (RTE) uncured antipasto meat trays were produced on February 28, 2021 through August 15, 2021. The following products are subject to recall [\[view labels\]](#):

32

Oregon Health Authority

32

Good Manufacturing Practices

for Fermented Dry & Semi-Dry Sausage Products

Control Principles

Salmonella are heat-sensitive and mild heat treatments, like those used for cooking meat (150-165°F, 65-74°C), rapidly kill large numbers of the organism. The pathogen-destroying effect of cooking is decreased by drying, as in dry sausage and semi-dry fermented sausage or pre-cooked roast beef. The humidity applied in these processes is important because increased humidity enhances the growth opportunities for *Salmonella*.

Refrigeration retards salmonellae growth, but is not an effective means of killing the organism. The growth of *Salmonella* is very slow below 50°F (10°C), although it can withstand freezing conditions. Salmonellae grow with or without oxygen and in a range of temperatures from 40-117°F (5-47°C). A pH of less than 4.6 prevents growth; pH values of 6.5-7.5 are ideal for growth. . USDA (1997) added *Salmonella* to its *S. aureus* enterotoxin monitoring program (Appendix C); monitoring will be greatest among those producers of dry and semi-dry fermented sausages who have failed to validate their processes for destructi

> J Food Prot. 2006 Apr;69(4):794-800. doi: 10.4315/0362-028x-69.4.794.

Salmonellosis can be prevented by proper cooking of food, avoid food, maintaining low storage temperatures, proper hygienic prac avoiding contamination of food, water, etc. from feces (i.e., diap precautions must be observed in order to prevent salmonellosis. held at temperatures conducive to the growth of *Salmonella* and c exposure to raw foods or by poor employee hygiene, the risk of s increased (Obinger, 1988).

Validation of a traditional Italian-style salami manufacturing process for control of *Salmonella* and *Listeria monocytogenes*

K K Nightingale ¹, H Thippareddi, R K Phebus, J L Marsden, A L Nutsch

Affiliations + expand
PMID: 16629021 DOI: 10.4315/0362-028x-69.4.794

In sausage manufacturing, fermentation must simultaneously decrease pH, decrease water activity and build up microbial flora (using starter cultures) to compete with or inhibit growth of *Salmonella*. If the fermentation process proceeds rapidly, *Salmonella* growth is more likely to be inhibited.

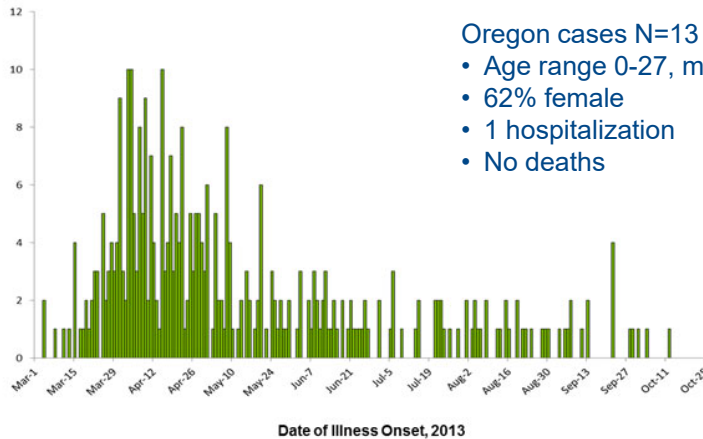


33

33

Epidemic curve, *Salmonella* Typhimurium

Number of Persons



Oregon cases N=13

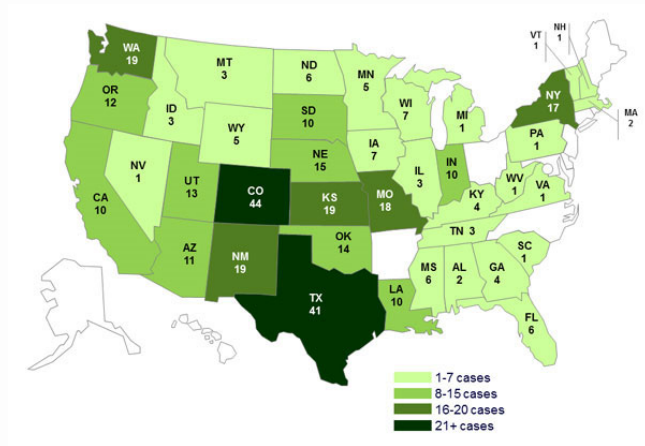
- Age range 0-27, median 2 years
- 62% female
- 1 hospitalization
- No deaths



34

34

Persons infected with the outbreak strain of *Salmonella* Typhimurium, by State*



Oregon Health Authority

35

35



Best Management Practices Handbook



A Guide to the Mitigation of *Salmonella* Contamination at Poultry Hatcheries

Oregon Health Authority

36

36

Vaccination coverage, Measles outbreak, France

Measles Elimination Efforts and 2008–2011 Outbreak, France

Denise Antona, Daniel Lévy-Bruhl, Claire Baudon, François Freymuth, Mathieu Lamy, Catherine Maine, Daniel Floret, and Isabelle Parent du Chatelet
 Author affiliations: Institut de Veille Sanitaire, Saint-Maurice, France (D. Antona, D. Lévy-Bruhl, C. Baudon, M. Lamy, C. Maine, I. Parent du Chatelet); National Reference Centre for Measles and Respiratory Paramyxoviridae, CHU Caen, France (F. Freymuth); Université Claude Bernard Lyon 1, Lyon, France (D. Floret)

[Main Article](#)

Figure 1

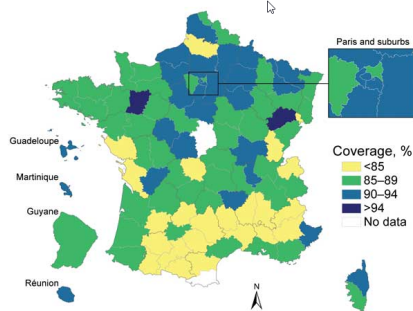


Figure 1. Coverage of initial measles-mumps-rubella vaccination (MMR1) listed in health certificates for children at 24 months of age, by district (département), France, 2003–2008. Data are latest available figures for the period. Sources: Institut de Veille Sanitaire, Ministry of Health statistical department.



37

37

Measles cases by rash onset, France, 2008–2011

Measles Elimination Efforts and 2008–2011 Outbreak, France

Denise Antona, Daniel Lévy-Bruhl, Claire Baudon, François Freymuth, Mathieu Lamy, Catherine Maine, Daniel Floret, and Isabelle Parent du Chatelet
 Author affiliations: Institut de Veille Sanitaire, Saint-Maurice, France (D. Antona, D. Lévy-Bruhl, C. Baudon, M. Lamy, C. Maine, I. Parent du Chatelet); National Reference Centre for Measles and Respiratory Paramyxoviridae, CHU Caen, France (F. Freymuth); Université Claude Bernard Lyon 1, Lyon, France (D. Floret)

[Main Article](#)

Figure 3

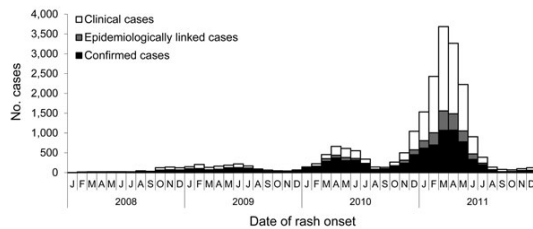


Figure 3. Number of notified measles cases per month, determined by date of rash onset, France, January 2008–December 2011.



38

38

Measles Elimination Efforts and 2008–2011 Outbreak, France

Dominic Antoniazzi, Daniel Lévy-Bruhl, Claire Baudouin, François Freymuth, Mathieu Lamy, Catherine Malin, Daniel Floret, and Isabelle Parent du Chatelet
 Author affiliations: Author affiliations: Institut de Veille Sanitaire, Saint-Maurice, France (D. Antoniazzi, D. Lévy-Bruhl, C. Baudouin, M. Lamy, C. Malin, I. Parent du Chatelet); National Reference Centre for Measles and Respiratory Paramyxoviruses, CHU Caen, France (F. Freymuth); Université Claude Bernard Lyon 1, Lyon, France (D. Floret);
[View Article](#)

Figure 4

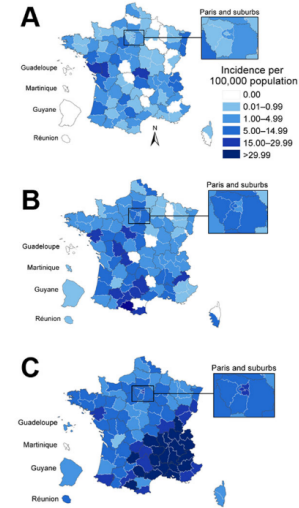


Figure 4. Evolution of geographic distribution of measles cases during 3 epidemic waves, France. A) October 2008; B) October 2009; C) October 2010; D) October 2011.

39

Geographic spread of measles, France, 2008–September 2011

