



Oregon's Drinking Water State Revolving Fund (DWSRF) Annual Report SFY2019

October 18, 2019

Submitted by: Adam DeSemple, Program Coordinator
Drinking Water Services (DWS), Center for Health Protection (CHP)
Public Health Division (PHD), Oregon Health Authority (OHA)

Prepared by: OHA, Business Oregon, and DEQ



Contents

I. Introduction	4
Table 1: Oregon’s Drinking Water State Revolving Fund	4
II. Goals and accomplishments	5
A. Progress toward short-term goals	5
B. Progress toward long-term goals	6
C. The Public health benefits of investment in infrastructure	7
III. DWSRF loan and set-aside activities	8
A. Sources of DWSRF funding	8
Figure 1: New SFY2019 DWSRF sources	8
1. Capitalization grants	9
2. State match	9
3. Interest earnings	9
4. Repayments/payments	9
B. Uses of DWSRF funds	9
1. Loan assistance status	9
a) Project bypass	9
b) Binding commitments	9
c) Small systems	9
d) Disadvantaged community systems	10
e) Disbursements	10

2. Set-aside activity status	10
Set-Aside: Administrative expense	10
Set-Aside: Small Systems Technical Assistance	11
Set-Aside: State program management.....	12
Set-Aside: Local assistance and Other State Programs	13
Local Assistance — Capacity Development	14
Local Assistance — Implementation of Protection	15

IV. Additional financial information..... 17

A. Loan portfolio analysis.....	17
B. Financial statements.....	17

V. Compliance with operating agreement and grant conditions..... 18

A. Conduct environmental reviews	18
B. Capacity development authority	18
C. Review of technical, managerial, and financial capability of assistance recipients	18
D. Take payments based on payment schedule	18
E. Ensure borrowers have dedicated source of repayment	18
F. Federal Funding Accountability and Transparency Act (FFATA)	19
G. Disadvantaged Business Enterprise (DBE) — Minority and Women’s Business Enterprises (MBE/WBE).....	19

Appendix A: Annual (2019) funded project scope list.....	20
--	----

Appendix B: Cumulative (1997-2019) funded project scope list	21
--	----

Appendix C: DWSRF Program Highlights (1997-2019) Pyramid.....	22
---	----

I. Introduction

The State of Oregon is pleased to submit the Annual Report on Oregon’s Drinking Water State Revolving Fund (DWSRF) for the State Fiscal Year (SFY) period of July 1, 2018 through June 30, 2019. Oregon’s DWSRF program is often referred to as the Safe Drinking Water Revolving Loan Fund (SDWRLF) per [Oregon Administrative Rule \(OAR\) 123-049](#).

This Annual Report is provided to the U.S. Environmental Protection Agency (EPA), Region 10, to present the DWSRF activities undertaken by Oregon. With the assistance from Drinking Water National Information Management System (DWNIMS) data, this Annual Report documents work done to achieve the goals and objectives of the Set-Aside activities, and provides details about Loan Fund activity, projects financed, loan interest rates, fund balances, etc., as set forth in the Intended Use Plan (IUP).

Table 1 below provides highlights of Oregon’s SFY2019 project activities. Reference the annual (2019) and cumulative (1997-2019) funded project scope lists in [Appendices A](#) and [B](#) and the program highlights pyramid in [Appendix C](#).

Table 1: Oregon’s Drinking Water State Revolving Fund

Overview of SFY2019:

Total amount of committed/executed loans: **\$34,917,202**

Total number of projects funded: **38**

Total population served: **71,616**

Interest rate & terms:

Standard project loans – up to 30 years at 2.96% (avg. rate): **6**

Disadvantaged & non-disadvantaged community project loans - up to 30 years at 1.0%: **7**

Consolidation projects that received 100% principal forgiveness: **0**

Planning projects that received 100% principal forgiveness: **24**

Emergency or environmental justice projects that received 100% principal forgiveness: **1**

Prior award amendment projects: **0**

Additional subsidies:

Loan forgiveness: **\$6,057,223 (38 projects)**

Small systems (<10,000 people) funded: **38**

Categorical and Business Case GPR projects funded: **0**

Total GPR subsidy incentive awarded: **\$0**

Set-Aside activity disbursements:

Total amount of funds expended from all four set-asides: **\$3,699,175**

II. Goals and accomplishments

A. Progress toward short-term goals

1. *Operate and manage a Safe Drinking Water Revolving Loan Fund in Oregon for eligible community and non-profit non-community water systems to construct needed improvements and meet security needs.*

Oregon's Safe Drinking Water Revolving Loan Fund ("Loan Fund") continued to make loans during the report period, July 1, 2018, through June 30, 2019.

A total of 38 new signed loan agreements for \$34,917,202 went to water system projects during this 12-month report period (See Schedule D). For the fourth consecutive year, the total amount of signed loan agreements increased. The number rose to the third highest since American Recovery and Reinvestment Act (ARRA) (\$74.8M, 2010) according to National Information Management System (NIMS) (line 121). To date, Oregon has executed commitments for \$448,802,111 to 282 drinking water projects.

Since SFY2016 Oregon has maintained one combined (i.e., fundable and comprehensive) list of rated projects that seek financing either to achieve, return to, or to remain in compliance with the amended 1996 Safe Drinking Water Act (SDWA). The current combined Project Priority List (PPL) contains 38 new and existing infrastructure (i.e., health/compliance and general/resilience) projects seeking approximately \$71,965,188 in financing to meet construction costs. This current combined PPL includes new project data (i.e., SFY2020 – Quarter 1 ending) and data submitted with the 2018 and 2019 Capitalization Grants (2017 projects recently removed from list).

2. *Provide loan assistance to projects that will address the greatest public health need while accounting for project affordability, especially to help small systems and those serving disadvantaged communities.*

By ranking drinking water system construction projects according to SDWA health risks and compliance issues, those water systems with major water quality compliance problems were given the highest rating points and placed at the top of the PPL. Water systems with the highest points were invited first to apply for planning, design or construction loan funds; however, projects were funded based on their readiness to proceed.

During SFY2019 disadvantaged communities continued to have access to interest rates as low as 1% and terms of up to 30 years. Additionally, disadvantaged communities struggling with water rate affordability may qualify for up to an additional \$250,000 or 50% (whichever is less) of the total award in principal forgiveness toward planning, design or construction costs.

- 3 Develop technical assistance and source water protection efforts that improve the operation, maintenance and management of Oregon's drinking water systems.*

Technical assistance to small water systems serving fewer than 10,000 people continues to be provided through Oregon's Circuit Rider Program. For more information, see the Small Systems Technical Assistance Set-Aside section on page 9.

The Drinking Water Services program (DWS) also continued to work with Oregon's Department of Environmental Quality (DEQ) to support local drinking water source protection projects. For more information about these activities, see the Implementation of Protection Set-Aside section of this report.

B. Progress toward long-term goals

- 1. Administer the Safe Drinking Water Revolving Loan Fund in Oregon in a way that protects its revolving nature in perpetuity.*

OHA has an Inter-Agency Agreement (IAA) with Business Oregon through June 2021. OHA also has an IAA with DEQ through June 2021.

During SFY2019 Oregon's Loan Fund made loans with interest in the range of 1% to 4% (on average), allowing the Loan Fund to continue to grow in perpetuity to benefit Oregon's water systems. Interest rates were awarded at 80% of the last 20-Bond Index Rate of the previous quarter as published in the Bond Buyer. Disadvantaged systems faced with water rate affordability concerns continue to receive an interest rate of 1% with terms up to 30 years.

EPA advised that both EPA and states were facing ever-increasing scrutiny regarding unliquidated obligations (ULO), and that states would be required to commit and expend SRF funds at a greater pace. Relevant examples included expediting the submittal of the SRF Capitalization Grant application and awarding assistance agreements as soon as money becomes available. OHA Drinking Water Services understands the significance of these concerns and continues to take measures to meet these requirements. For example, since April 2013 Oregon's DWSRF Program has kept a year-round letter of interest (LOI) process open with quarterly submittal deadlines for infrastructure-related projects as an approach to combat ULOs. In addition, Oregon's DWSRF Program implemented the Sustainable Infrastructure Planning Projects (SIPP) program and most recently followed that up in 2016 with the ability for eligible public water systems to apply for eligible infrastructure projects

that do not have any health or compliance issues. OHA and Business Oregon believe these two additional programmatic changes have provided more options for eligible public water systems and assist OHA and Business Oregon in meeting evolving ULO requirements while increasing our fund utilization rate. For more information about DWSRF Program updates, visit the OHA website at healthoregon.org/srf.

- 2. Support the state's goal of ensuring Oregon's water supplies provide safe water to drink by helping to finance needed water system improvements.*

The loan process requires that water system projects be prioritized according to need. The project ranking priorities focus on system health risk, compliance issues, and affordability on a per household basis. Those water systems at the top of the list are invited to apply for project funds first; however, Oregon does exercise a project bypass rule when necessary and may fund eligible projects that do not mitigate health- or compliance-related issues.

- 3. Increase water system compliance with state and federal drinking water requirements through technical assistance, capacity development and assessment of source water.*

Oregon used Local Assistance Set-Aside funds to help water systems maintain compliance and improve their water systems through the Capacity Development and the Implementation of Protection programs. Capacity Development evaluated water system financial, technical and managerial capabilities, and outlined actions to maintain system viability. OHA, sharing workload with DEQ, continued to conduct source delineations, contaminant identification, and source susceptibilities for all public water systems while helping communities develop local Drinking Water Protection Programs.

C. The public health benefits of investment in infrastructure

Waterborne diseases and chronic exposure to chemical contaminants continue to present challenges to public health officials and water suppliers. The presence of disease-causing microorganisms in tap water typically results from poor source water quality, lapses in disinfection and filtration treatment process, or compromised distribution systems.

Ensuring that all Oregonians have access to safe drinking water remains our highest priority. Two important ways to meet this priority is through strong asset management practices and investments in drinking water infrastructure.

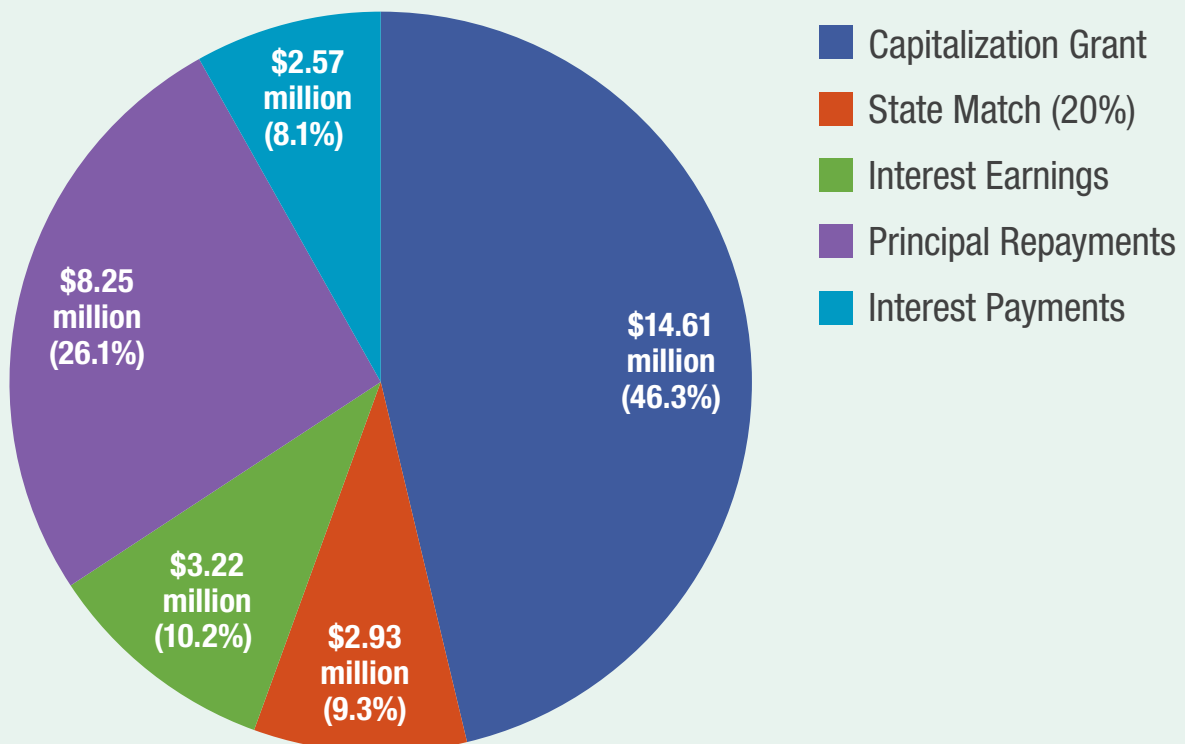
III. DWSRF loan and set-aside activities

This section of the Annual Report provides an overview of SFY2019 activities in the Loan Fund and set-asides.

A. Sources of DWSRF funding

Oregon's Drinking Water State Revolving Fund continued to make project loans in SFY2019 using previous capitalization grant awards, state match, interest, and repayments.

Figure 1: New SFY2019 DWSRF sources (\$31.58 million)



1. Capitalization grants

Oregon received its 2018 award during SFY2019. Cumulative grant awards received (SFY1998-2019) equal \$300,956,400 (NIMS line 15).

2. State match

Oregon deposited the required state match (20%) of \$2,930,872 during SFY2019 for the 2018 Capitalization Grant award of \$14,614,000.

3. Interest earnings

Oregon received \$3,224,123 in interest earnings on investments in this report period. Earnings resulted from the deposit of previous fiscal year state match.

4. Repayments/payments

Repayments received totaled \$8,248,247 in principal and \$2,568,658 in interest from loan payments. Both principal and interest were used to further capitalize the Loan Fund.

B. Uses of DWSRF funds

This section lists the Loan Fund and set-aside activities during SFY2019.

1. Loan assistance status

The Drinking Water State Revolving Fund entered into 38 new loan agreements totaling \$34,917,202. Loans ranged from \$20,000 to \$7,229,000.

a) Project bypass

Of the 38 projects funded during SFY2019, several infrastructure projects bypassed other projects on the Project Priority List due to their readiness to proceed.

b) Binding commitments

As of June 30, 2019, Oregon's overall commitments (since inception of program in 1997) total \$448,802,111 or 95% of the \$470,952,756 (per NIMS line 395) DWSRF funds (federal and state) made available for projects.

c) Small systems

The DWSRF requires that at least 15% of the Loan Fund be committed to small water systems. A small water system is one that serves fewer than 10,000 people. All of the 38 projects funded during this report period were for small systems.

d) Disadvantaged community systems

Disadvantaged communities received loans at a reduced rate as low as 1% interest with an extended term of up to 30 years. A portion of a loan to a disadvantaged community may also include additional principal forgiveness up to 50% of the total award, up to \$250,000. Eight loans to disadvantaged communities were made during SFY2019. They were committed to approximately \$4,596,254 in principal forgiveness.

e) Disbursements

A total of \$27,586,326 (per NIMS line 275) was disbursed to loan recipients in SFY2019. Loan disbursements are made, based on availability, in the order of 1) State match; 2) Federal Funds; and 3) State program funds (repayment and interest earnings). This disbursement order is intended to prevent improper payments, meet unliquidated obligation (ULO) targets, and fully utilize all sources available in the Fund.

2. Set-Aside activity status

The following section reports on Set-Aside activities of Oregon's Drinking Water State Revolving Fund program for this reporting period. Financial statements, which include Set-Aside funding availability and expenditures incurred during SFY2019, are in Attachment B to this report.

Set-Aside: Administrative expense

This Set-Aside covered the personnel salaries and related costs needed to administer the DWSRF program in Oregon. Oregon continues to not charge loan fees to supplement Set-Aside funds to meet the cost of Loan Fund administration and relies only on the federal Set-Aside. Managing the Loan Fund and set-asides required the work of 4.50 FTE (full time equivalents) – 0.70 in OHA Drinking Water Services, and 3.80 for Business Oregon.

Key administrative activities included:

- Solicited construction projects at statewide workshops.
- Developed, implemented and managed a year-round, web-based letter of interest (LOI) process.
- Allocated state repayment and earned interest funds to infrastructure projects .
- Evaluated public water systems for technical, managerial and financial capacity.
- Submitted quarterly and annual reports to the PBR, NIMS, and FSRS databases for EPA audits.
- Attended and presented updates on the SRF program at quarterly DWAC meetings.
- Administered the state's Environmental Review Process (SERP).

- Completed intended use plans (IUP) and project priority lists (PPL).
- Prepared capitalization grant applications.
- Developed loan tracking and financial tracking reports.
- Developed program policies and procedures.
- Trained Loan Fund staff on cross cutters and program regulations.
- Managed Oregon’s Loan Fund and Set-Aside programs.
- Managed funded projects from inception to completion.

All implemented goals or measurable activities suggested by this set-aside’s most recent work plan have been met or performed.

Set-Aside: Small systems technical assistance

Oregon uses this set-aside to contract with technical assistance providers to bring improvements to small community water systems (less than 10,000 people). The contracts brought technically skilled circuit rider services to significantly noncompliant water systems and water systems experiencing temporary problems. This set-aside required 0.40 FTE during SFY2019.

During this year, our circuit rider contractor continued to work with community groundwater and surface water systems.

The main work plan tasks completed by the technical assistance circuit riders statewide included the following:

- Preparing resolution plans that identify current deficiencies (if applicable) with the water system infrastructure or operation.
- Outline a detailed plan for resolving deficiencies.
- Complete a cost estimate of solutions.
- Providing on-site technical assistance troubleshooting in such areas as bacteria detections, repairing malfunctioning chlorinators or well pumps, and other water quality related problems.
- Assistance with completing financing options and strategies for some systems.

Based on invoices paid, the contracted circuit rider made 108 technical assistance contacts during the reporting period.

All implemented goals or measurable activities suggested by this Set-aside’s most recent work plan have been met or performed.

Set-Aside: State program management

Funds from this set-aside augment the Public Water System Supervision Program through either a standard service contract or a statewide, multi-county financial aid agreement (FAA). The DWS portion of the FAA is designated as Program Element 50. It outlines the specific regulatory activities and related deliverables for each of the 27 participating counties and Oregon’s Department of Agriculture.

The counties work with the smaller public water systems (3,300 population and under, using only groundwater) within their jurisdictions, and the Department of Agriculture works statewide with drinking water systems operated by the facilities it licenses, such as a grocery-deli, dairy, and food processing facilities. Currently, [1,987](#) public water systems (EPA regulated only) fall within the contract agreements with the counties and the Department of Agriculture.

Basic program activities

The basic program activities carried out under the FAA are intended to help drinking water systems resolve water quality monitoring, reporting, and other violations, and to complete preventive efforts such as sanitary surveys of water systems, alert investigations and provide technical consultation. See below for specific requirements.

- 1. Alert investigation** — a notice of drinking water contaminant detection is issued by the Drinking Water Services and is referred to as an “alert.”
- 2. Water system surveys** — periodic, comprehensive, on-site evaluations of public water systems performed to identify and recommend corrective actions to prevent adverse effects on the quality of drinking water provided to the public.
- 3. Enforcement action tracking and follow-up** — contractor follow-ups made with water systems that are under enforcement orders to verify completion of all enforcement actions.
- 4. Violation correction** — contractor consultations with water system operators to advise and help ensure the timely resolution of monitoring and reporting violations.

These five basic program activities are summarized in the table below. In addition, this information is posted on [Oregon Public Health Drinking Water Data Online website](#) at <https://yourwater.oregon.gov/reports/srf.php>. It is automatically updated for the next state fiscal year every July.

Activities summary (7/1/18 – 6/30/19)

Basic Program Activities	Number Reported
Alert Investigations	810
Water System Surveys	387
Enforcement Action Tracking & F/U	18
Violation Corrections	114

State regulatory activities are performed with the funding of 6.92 FTE, with funds being provided by both federal and state dollars. OHA staff perform a wide range of managerial, technical, environmental, and support activities, including the five basic program activities covered by the contractual agreements with our partner agencies.

OHA-DWS staff (SPM set aside)

FTE	Title
80%	Administrative Specialist 1
75%	Environmental Engineer 3
100%	Natural Resource Specialist 3
80%	Natural Resource Specialist 3
100%	Office Specialist 2
100%	Office Specialist 2
57%	Principal Executive / Manager D
100%	Principal Executive / Manager D
6.92	Total FTE

All implemented goals or measurable activities suggested by this set-aside's most recent work plan have been met or performed.

Set-Aside: Local assistance and Other State Programs

Oregon used funds from this set-aside for three programs:

- Capacity Development.
- Implementation of Protection.
- Drinking Water Source Protection (grants and loans).

Capacity Development involves assessing the financial, technical and managerial capabilities of community and non-profit non-community water systems, and then assisting those systems in need.

Implementation of Protection involves several activities to help community and non-profit non-community water systems identify vulnerabilities to their sources of drinking water and then recommending ways to protect their sources.

The Drinking Water Source Protection grants and loans provide financial assistance to purchase land, easements, rights-of-way, and mitigation as measures to protect their sources of drinking water.

Details about these programs for this report period are provided below.

Local assistance — Capacity development

Oregon's Capacity Development Program continues to be a fundamental part of OHA Drinking Water Services. The funding level for the capacity development program remains between 2% and 4% of the annual capitalization grant, the level endorsed by the Oregon Drinking Water Advisory Committee (DWAC). This set-aside supported 2.52 FTE in OHA for contracts and other related operating costs.

Oregon's Capacity Development Program focuses on four areas:

Capacity Assessment Program: OHA staff performed six technical and managerial assessments of system capacity for the DWSRF, with a concurrent financial capacity assessment performed by Business Oregon. Most identified capacity deficiencies are corrected before the final loan money disbursement or are included as a loan contract condition. Issues more severe require correction prior to initiating the loan. In addition to loan fund activities, capacity assessment tools are also utilized in the evaluation of capacity during the plan review and approval process of new public water systems.

Capacity Development Information Services Program: OHA continually strives to better communicate with public water systems and the general public. Oregon provides water system-related information on its website. This includes public access to the state's Safe Drinking Water Information System (SDWIS) database, a webpage specifically devoted to capacity development, and a training opportunities webpage. Oregon also issues a quarterly publication called The Pipeline that provides information about upcoming rules, deadlines, and operation and maintenance issues.

Capacity Development Training Program: Training opportunities are available on all levels for water system operators. The following training courses are provided on a recurring basis at no charge:

- Basics for Small Water Systems.
- Conventional and Direct Filtration.
- Essentials of Surface Water Treatment.
- Slow Sand Filtration.

Capacity Development Outreach Program: Oregon continues to have great success with the DWSRF Program and associated outreach activities. The DWSRF funds are very beneficial in that they provide a funding mechanism to water systems that might not otherwise be able to afford needed modifications, upgrades and replacements of existing drinking water system infrastructure. OHA continues its coordinated effort between the DWSRF program and its enforcement program, reviewing water systems on the Primary Non-Complier (PNC) list to identify eligible water systems that should be offered financial assistance to alleviate their compliance issues.

In addition to providing outreach associated with the DWSRF program, OHA also assists water systems directly through its Technical Assistance Circuit Rider program, by integration of capacity building outreach by staff into day-to-day drinking water program activities, and through its AWOP program described below.

The objective of AWOP, Oregon's Area Wide Optimization Program (AWOP), is to educate water system operators in optimization principles with the goal of improving public health protection. This is accomplished by imparting an understanding of the basics of water treatment and the multiple barrier concepts, and also providing the opportunity and incentive to learn and engage in optimizing treatment beyond regulatory standards and using data to monitor performance and identify areas for improvement.

Local assistance — Implementation of protection

Protection of a public drinking water source begins when the water system's Source Water Assessment Report (SWA Report) is used to develop local management strategies that minimize contamination risks associated with current and future land use practices. When requested, water systems with a completed SWA Report receive help in developing source water protection strategies and source water protection plans.

As of June 2019 a total of 320 community water systems (36% of Oregon's community water systems) have "substantially implemented" a strategy to protect their drinking water. These 320 community water systems include many of Oregon's larger communities and serve approximately 2.9 million Oregonians, 86% of the estimated 3.4 million Oregonians served by community water systems.

OHA Drinking Water Services assists water systems that rely on groundwater as their source of drinking water. Oregon's DEQ, under a written IAA, assists water systems with surface water as their source of drinking water. This joint effort allows the state to respond more capably to the differing needs of public drinking water systems based on their water source. This set-aside supported 3.43 FTE in OHA.

Protection highlights for this period include:

- Six additional community water systems achieved substantial implementation. Oregon SDWIS data suggests that the additional number of Oregonians protected by these six water systems is 18,000.
- OHA and DEQ continued work on providing updated source water assessment data to public water systems. DEQ is providing them to surface water systems while OHA focused on providing them to groundwater systems. DEQ completed 90 Updated Source Water Assessments during the last year and anticipates finishing the remaining 10 reports early in SFY2020. OHA completed source area delineations for two groundwater systems and 78 source water assessment update reports. To date OHA has completed 300 assessment updates for community (C) and non-transient non-community (NTNC) groundwater systems, roughly 30% of those that need to be completed for C and NTNC groundwater systems.
- DEQ continues to improve and refine the Drinking Water Source Protection Interactive Map Viewer based on a Geocortex platform. The map viewer combines mapped drinking source water areas, a general land use and ownership layer, and potential contaminant source locations from regulatory databases. Public water systems can use the mapping tools to identify water quality risks and protect drinking water supplies.
- Oregon's DEQ and OHA continue promoting the use of the Safe Drinking Water Revolving Loan Fund for **Drinking Water Source Protection grants and loans**. Each year \$200,000 is Set aside (EPA Site Project Code: DGB) to fund source protection projects. During the reporting period, 13 letters of interest (LOI) for drinking water protection projects were received. Ten were for surface water source protection projects and three were for groundwater source protection projects. Of the 13 LOIs, 10 projects were recommended for funding.
- Since January 2010 OHA has used Source Water Assessment Report data to identify groundwater sources that need to complete monthly source assessment monitoring under the Groundwater Rule. Of the 527 water sources that have completed the monitoring requirement, 42 (8%) have been found to be contaminated with E. coli.

IV. Additional financial information

A. Loan portfolio analysis

Loan underwriting involves a variety of analytical elements. The analysis of these elements is intended to assure the state that the loan will be repaid, limiting the risk of default by the borrower. Due to state credit standards, the state does not foresee problems with default risk in the Loan Fund. To date, all Loan Fund loans are paid as agreed.

B. Financial statements

Financial statements for SFY2019 were prepared by Business Oregon and OHA Central Accounting. They comprise Schedules A, B, and C in Attachment B of this report.

V. Compliance with operating agreement and grant conditions

A. Conduct environmental reviews

OHA conducted environmental reviews of 26 projects during this report period. Those reviews resulted in issuing seven Findings of No Significant Impact and 19 categorical exclusion decisions. Details are in the SERP Report, Attachment A.

B. Capacity development authority

Oregon Revised Statute (ORS 448.131) requires DWS to ensure all new public water systems commencing operations after October 1, 1999, adequately demonstrate technical, managerial and financial capacity in accordance with Section 1420 of the Safe Drinking Water Act.

C. Review of technical, managerial, and financial capability of assistance recipients

OHA and Business Oregon evaluated the technical, managerial, and financial capability of Loan Fund assistance applicants using EPA approved criteria and process. Six reviews were completed during this report period and all projects were approved.

D. Take payments based on payment schedule

During SFY2019 Oregon continued to take payments based on eligible DWSRF related activities performed monthly through the EPA Automated Clearing House (ACH).

E. Ensure borrowers have dedicated source of repayment

Business Oregon conducts a credit review on all applicants for DWSRF funding. This analysis determines whether an applicant can repay a loan. For every applicant, the expected revenue stream from user fees and other revenues offered must be enough to repay the loan, pay operation and maintenance costs, and pay for other necessary expenses.

F. Federal Funding Accountability and Transparency Act (FFATA)

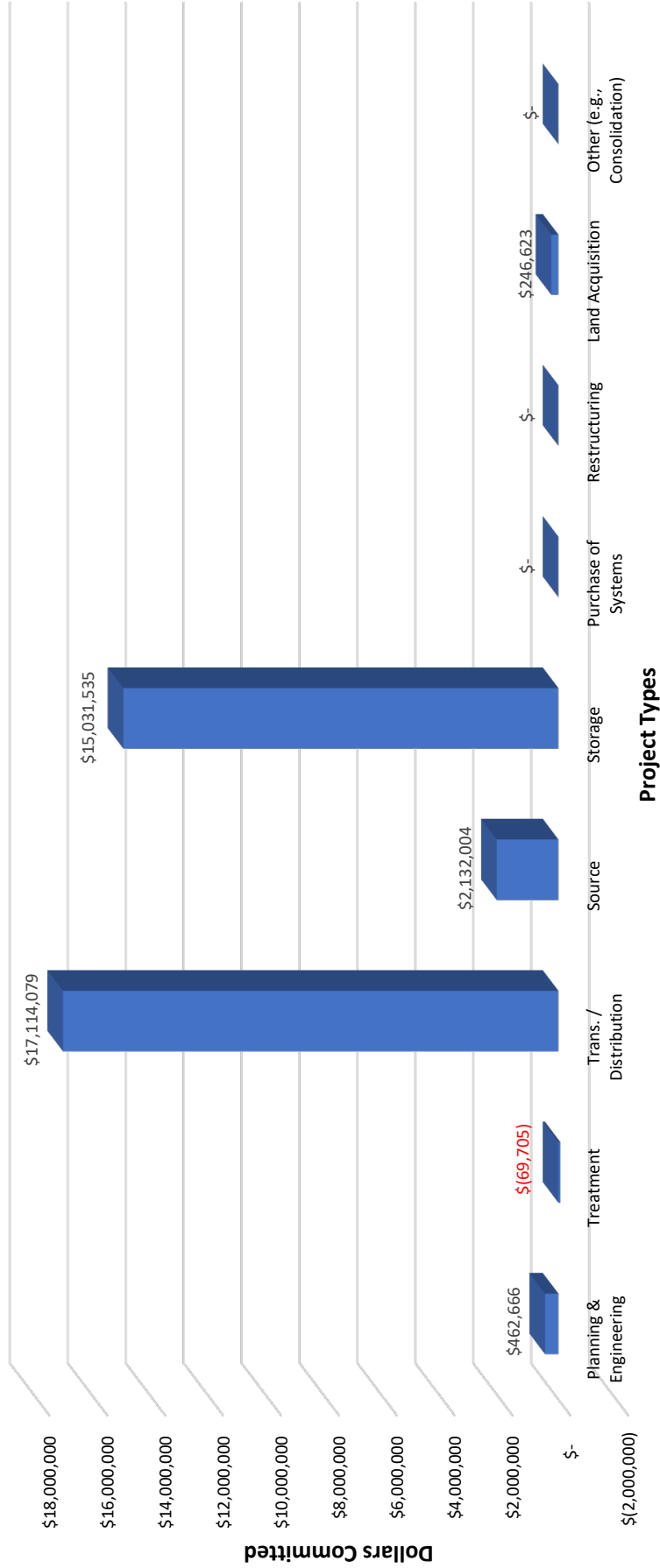
OHA and Business Oregon agree to enter relevant FFATA information into the FFATA Sub Award Reporting System (FSRS) as required. FFATA reporting results will be shown in the report attachments, based on the newly issued EPA FFATA guidance.

G. Disadvantaged Business Enterprise (DBE) — Minority and Women’s Business Enterprises (MBE/WBE)

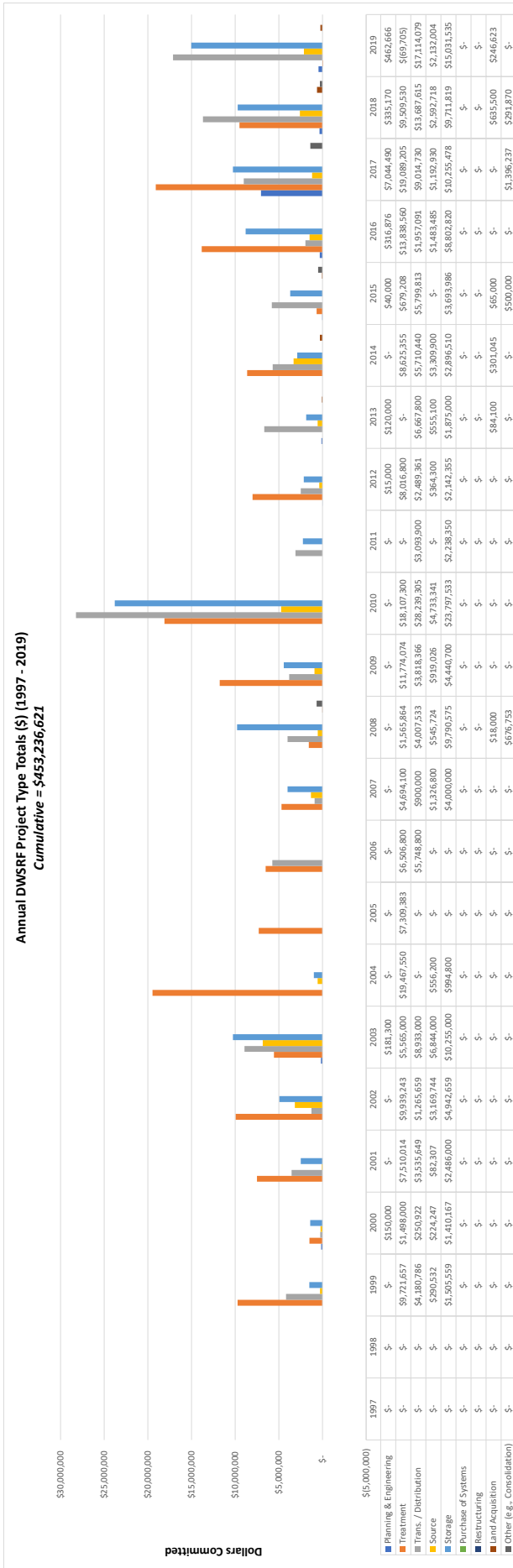
OHA and Business Oregon agree to continue to track and report MBE/WBE disbursements and procurement activities based on our identified FFATA projects for each awarded grant phase. EPA Form 5700-52A will be submitted to our EPA partners to remain compliant with 40 Code of Federal Regulations (CFR), Part 33 requirements.

Appendix A: Annual (2019) funded project scope list

Annual DWSRF Project Type Totals (\$) (2019)
\$34,917,202



Appendix B: Cumulative (1997-2019) funded project scope list



Appendix C: DWSRF Program Highlights (1997-2019) Pyramid

Oregon's DWSRF Program Highlights (SFY1997-2019)



Infrastructure Projects:

- * Funded / Committed Total Amount = **\$449 million**
- * Funded / Committed Projects = **282**
- * Total Assistance Provided to Systems with $\leq 10,000$ Population = **70%**

Technical Assistance (TA):

- * Number of Systems Provided TA by Circuit Rider = **1,866**

Subsidies & Disadvantaged Communities:

- * Total Amount of Subsidies Provided to Projects = **\$72 million**
- * Total Number of Projects Funded to Disadvantaged Communities = **109**
- * Total Population Served (by the project) in Disadvantaged Communities Whom Received Funding = **261,707**

Non-Compliant Systems:

- * Total Assistance Provided to Non-Compliant Systems Trying to Achieve Compliance = **\$264 million**
- * Total Population Served to Non-Compliant Systems Trying to Achieve Compliance = **1,145,555**

Other DWSRF Funding Programs in Oregon:

- * Total Amount Subsidized for the Sustainable Infrastructure Planning Projects (SIPP), (SFY2015-2019) = **\$1,407,313 to 71 systems**
- * Total Amount Expended (i.e., grant & loan) for the Drinking Water Source Protection (DWSP) Program, (SFY2010-2019) = **\$1,443,697**



PUBLIC HEALTH DIVISION (PHD)
Center for Health Protection (CHP)
Drinking Water Services (DWS)

Phone: 971-673-040
Fax: 971-673-0694

You can get this document in other languages, large print, braille or a format you prefer. Contact Drinking Water Services at 971-673-0405 or email info.drinkingwater@dhsoha.state.or.us. We accept all relay calls or you can dial 711.