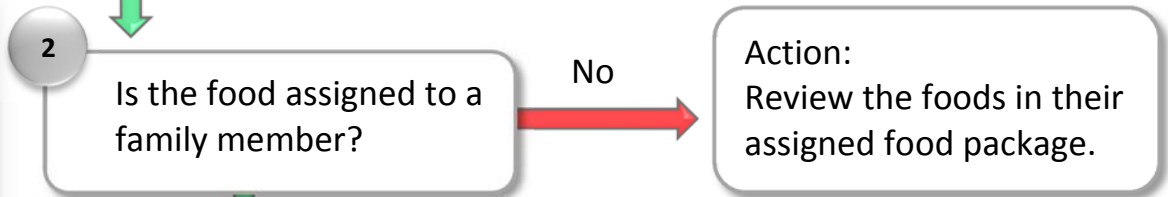
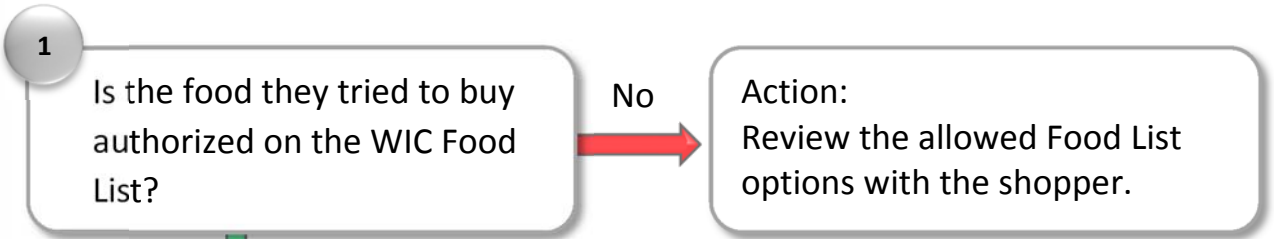



LA Job Aid: What to do when a shopper couldn't buy a food

Start by asking when and at what store this happened. What specific food did they try to buy?



QTY	UNITS	DESCRIPTION
1.00	LB	CHEESE
1.00	LB	TOFU
1.00	DOZ	EGGS - LARGE
21.50	OZ	CEREAL - HOT/COLD
1.00	CTR	PEANUT BUTTER/BEANS
1.00	CTR	BEANS, DRY OR CANNED
8.00	OZ	BABY CEREAL
248.00	OZ	BABY FOOD - FRUIT/VEG
77.50	OZ	BABY FOOD - MEAT
32.00	OZ	WHOLE GRAINS
6.32	\$\$\$	FRUIT AND VEGETABLES
3.50	GAL	FAT FREE OR 1% MILK
1.00	CTR	YOGURT, LOW & NONFAT
2.00	CTR	FRZN JUICE 11.5-12OZ
2.00	CTR	64OZ BOTTLE JUICE

