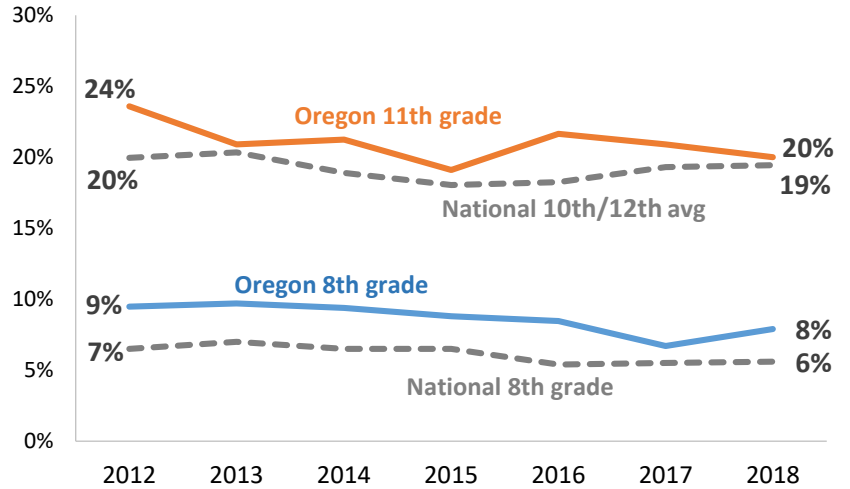


## Marijuana use

### Highlights

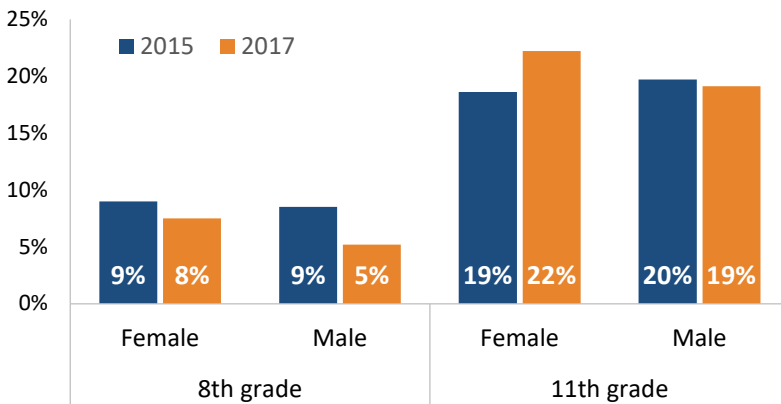
- In 2017, 14% of 8th-graders and 40% of 11th-graders reported ever using marijuana (not shown)
- In 2018, eight percent of Oregon 8th-graders and 20% of Oregon 11th-graders reported current marijuana use (in the past 30 days) (Figure 1)
- Current marijuana use among 8th- and 11th-graders in Oregon is slightly higher compared to national estimates and has remained relatively unchanged over the past six years
- Nearly 1 in 4 8th-graders and 1 in 3 11th-graders report a high frequency of use (10 or more days in the past month) (not shown)

**Figure 1. Current marijuana use among Oregon and U.S. youth, 2012–2018**



Sources: Oregon Student Wellness Survey; Oregon Healthy Teens Survey; Monitoring the Future Survey

**Figure 2. Current marijuana use among Oregon youth by grade and gender, 2015 and 2017**



Source: Oregon Healthy Teens Survey

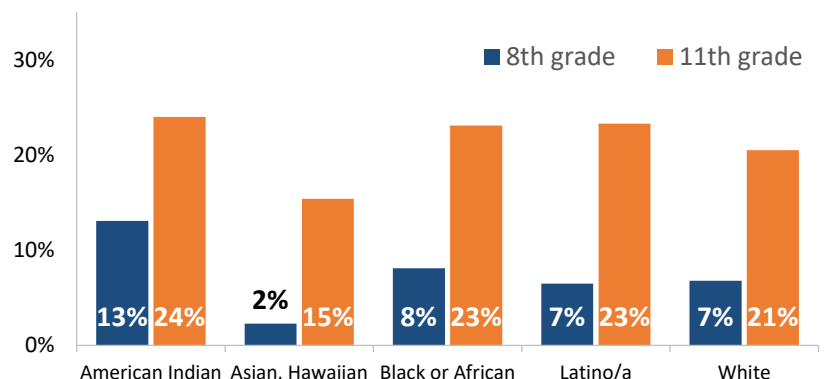
### Highlights

- In 2017, 8% of female and 5% of male 8th-graders, and 22% of female and 19% of male 11th-graders reported current marijuana use (Figure 2)
- Eleventh-grade females were the only group to report an increase in current marijuana use between 2015 and 2017

### Highlights

- In 2017, Asian, Hawaiian, or Pacific Islander youth reported lower current marijuana use compared to other racial/ethnic groups (Figure 3)
- In 2017, American Indian or Alaska Native youth reported higher current marijuana use compared to other racial/ethnic groups

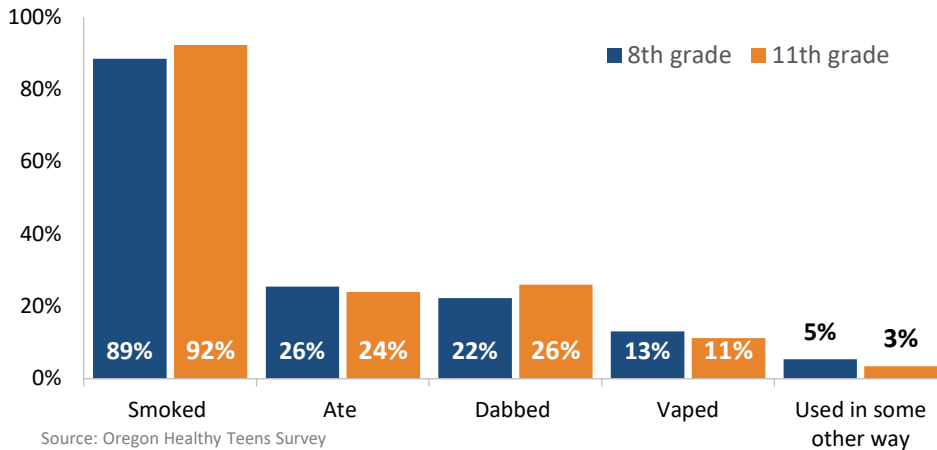
**Figure 3. Current marijuana use among Oregon youth by race/ethnicity and grade, 2017**



Source: Oregon Healthy Teens Survey; race/ethnicity categories are mutually exclusive

## Methods of use

**Figure 4. Methods of marijuana use among Oregon youth who currently use marijuana, 2017**



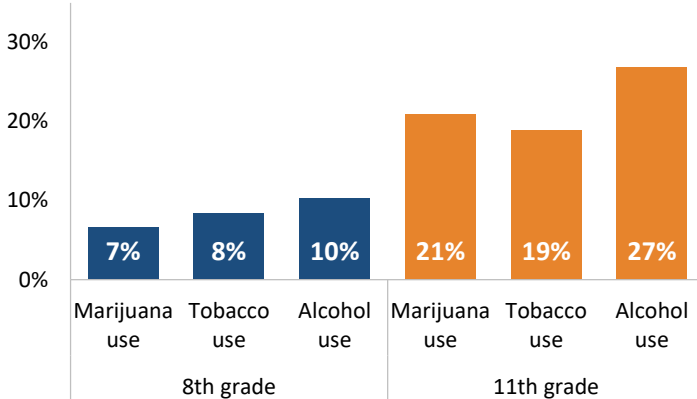
Source: Oregon Healthy Teens Survey  
 Note: Respondents could choose multiple answers

### Highlights

- The majority of 8th and 11th-grade current marijuana users report smoking it (Figure 4)
- About 1 in 4 report consuming edibles, and the same proportion report dabbing it
- About 1 in 10 report vaping it
- More than one-third of 8th and 11th-grade current marijuana users report multiple methods of use (not shown)

## Marijuana use and other substances

**Figure 5. Current use of marijuana, tobacco, and alcohol among Oregon youth, 2017**



Source: Oregon Healthy Teens Survey

- About two-thirds of 8th-graders (63%) and 11th-graders (66%) who report current marijuana use also report current alcohol use (not shown)
- More than half of 8th-graders (60%) and 11th-graders (52%) who report current marijuana use also report current tobacco use (including cigarettes, cigars, hookah, smokeless tobacco and electronic cigarettes) (not shown)

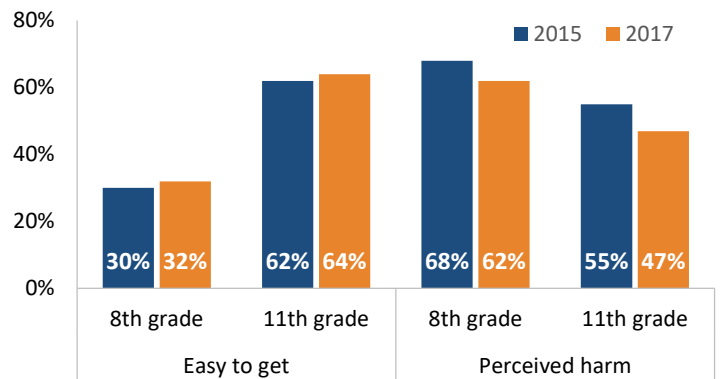
### For more information

See the Oregon Public Health Division's website "**Marijuana and Your Health**"

<http://www.healthoregon.org/marijuana>

## Perceived ease of access and harm

**Figure 6. Perceived ease of access and harm among Oregon youth, 2017**



Source: Oregon Healthy Teens Survey

### Highlights

- The proportion of 8th and 11th-graders who reported that marijuana would be easy to get increased slightly from 2015 to 2017
- Risk perception of regular marijuana use (once or twice a week) decreased for both grades from 2015 to 2017
- Oregon youth perceive regular marijuana use as less harmful than smoking a pack of cigarettes a day, using e-cigarettes every day, binge drinking once or twice a week, consuming alcohol daily, or using prescription drugs not prescribed to them (not shown)