

**STATE OF OREGON**

**Department of Human Services**

**SELF SUFFICIENCY DATA**

***DISTRICT 13***

**CHARTS OF SELECTED HISTORICAL PROGRAM LEVELS**

***THE JULY DISTRICT CHARTS ARE PARTIALLY COMPLETED AWAITING  
THE COMPILATION OF YEAR END DATA. PAGES 8 AND 10 WILL BE  
UPDATED WHEN THE EXPENDITURE DATA BECOMES AVAILABLE.***

**JULY 2009**

**DEPARTMENT OF HUMAN SERVICES  
DISTRICT CHARTS**

**TABLE OF CONTENTS**

1996 federal welfare reform legislation changed all Aid to Dependent Children program names to Temporary Assistance for Needy Families (TANF).

*Page*

**Temporary Assistance for Needy Families (TANF)**

- 3 -- One- and Two-Parent Program Person Count
- 3 -- One- and Two-Parent Program Child Count
- 4 -- One- and Two-Parent Program Case Count
- 4 -- One-parent Program Cases (TANF-Basic)
- 5 -- Two-parent Program Case Count (TANF-UN)
- 5 -- State Family Pre-SSI/SSDI Program Person Count
- 6 -- State Family Pre-SSI/SSDI Program Case Count
- 6 -- Post-TANF Cases
- 7 -- Basic Cases with No Adult in the Grant
- 7 -- Minor Parent Cases where the Youngest Parent is 17 or Under
- 8 -- Young Parent Cases where the Youngest Parent is 18 or 19

**TOTAL TANF EXPENDITURES**

(Basic & UN maintenance, JOBS and JOBS Plus support services, Pre-TANF support services, and regular and domestic violence emergency assistance expenditures)

- 8 -- Total Expenditures for month

**JOBS Program**

- 9 -- Pre-TANF Program Participants
- 9 -- Total JOBS Participants
- 10 -- JOBS Non-contracted Day Care Expenditures
- 10 -- JOBS Non-contracted Support Services Exp. - Other
- 11 -- Total Employment Placements

**Employment-Related Daycare**

- 11 -- Total Employment-Related Daycare (ERDC) Cases
- 12 -- Total Employment-Related Daycare (ERDC) Children in Care
- 12 -- JOBS Plus Daycare Cases

**Emergency Assistance**

- 13 -- Temporary Assistance for Domestic Violence Survivors Cases with Payment
- 13 -- Temporary Assistance for Domestic Violence Survivors Cases without Payment
- 14 -- Total Temporary Assistance for Domestic Violence Survivors Cases

**Children, Adults and Families Food Stamp Program**

(SPD food stamp data is NOT included)

- 14 -- CAF Total Food Stamp Persons
- 15 -- CAF Total Food Stamp Households
- 15 -- CAF Food Stamp Value of Benefits Issued
  
- 16 -- Footnotes

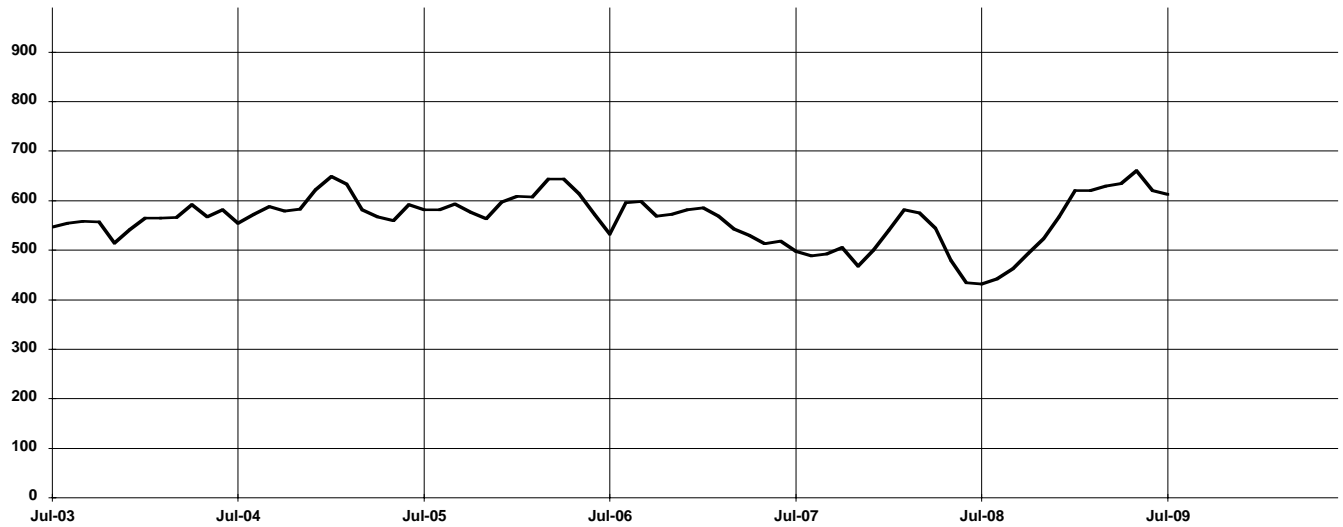
Book Produced by:

Jane Sabatino (503) 945-6123  
Department of Human Services  
HSB, 500 Summer St. NE  
Salem, OR 97310-1013

Internet Address:

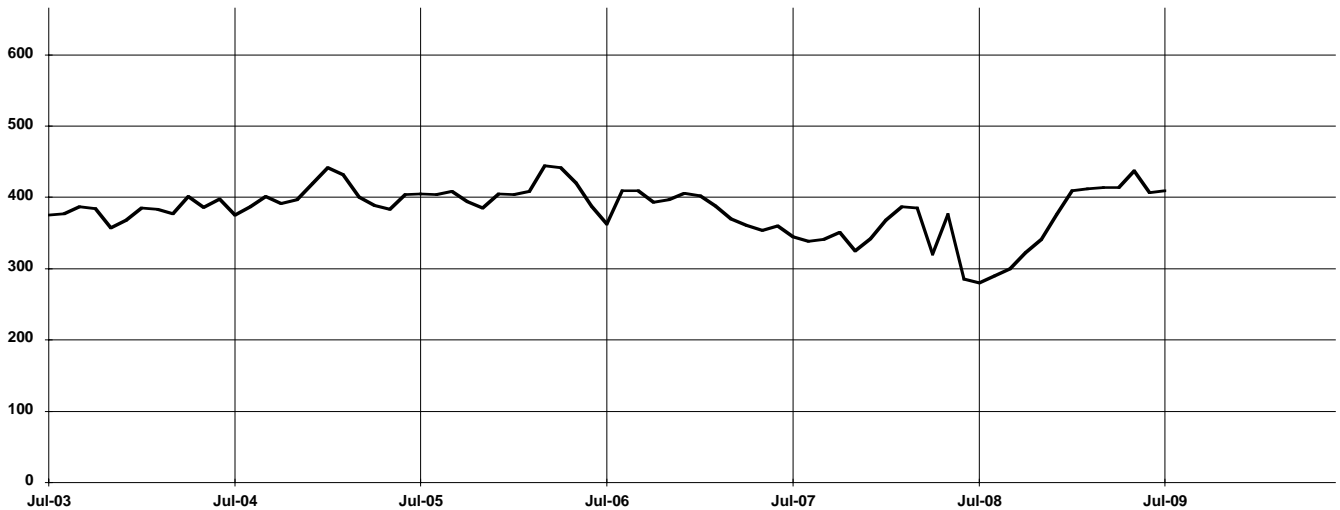
<http://www.oregon.gov/DHS/assistance/data/mai>  
select "Historical Program Information"  
select District Charts

**District 13 Temporary Assistance for Needy Families (TANF) One- and Two-Parent Program  
Person Count**



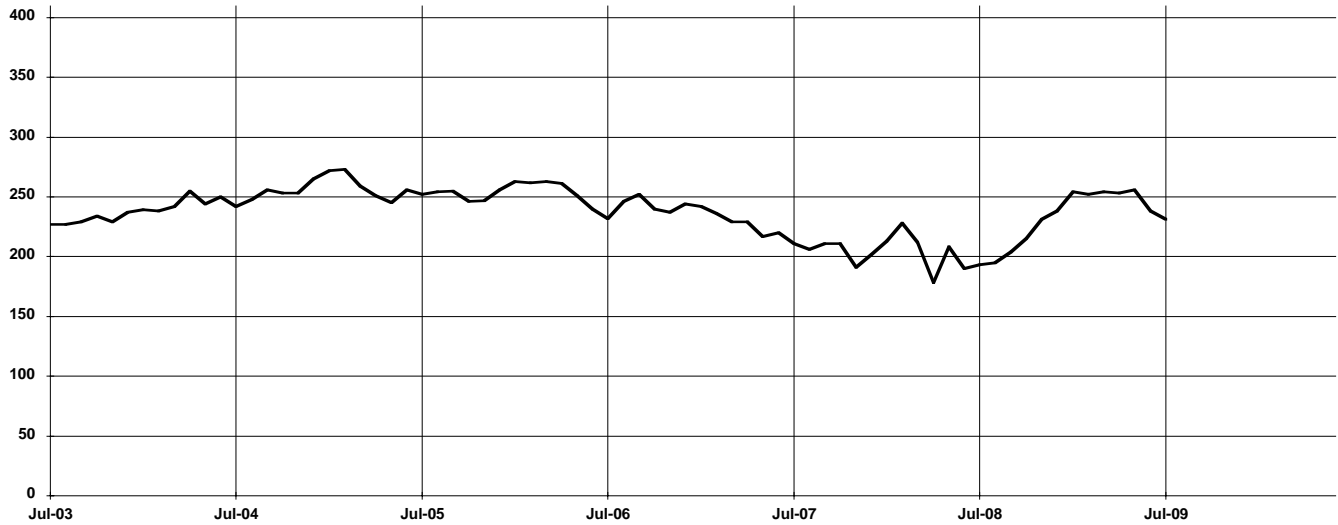
|          | July | August | September | October | November | December | January | February | March | April | May | June | FY Mean |
|----------|------|--------|-----------|---------|----------|----------|---------|----------|-------|-------|-----|------|---------|
| FY 03-04 | 547  | 555    | 558       | 557     | 515      | 541      | 565     | 565      | 566   | 592   | 567 | 581  | 559     |
| FY 04-05 | 554  | 572    | 588       | 579     | 583      | 622      | 649     | 633      | 582   | 568   | 559 | 592  | 590     |
| FY 05-06 | 582  | 582    | 593       | 577     | 564      | 597      | 609     | 608      | 644   | 644   | 614 | 572  | 599     |
| FY 06-07 | 532  | 596    | 599       | 569     | 572      | 582      | 586     | 569      | 543   | 530   | 513 | 518  | 559     |
| FY 07-08 | 498  | 489    | 493       | 505     | 468      | 500      | 540     | 582      | 575   | 544   | 480 | 434  | 509     |
| FY 08-09 | 432  | 442    | 463       | 494     | 524      | 568      | 620     | 621      | 629   | 634   | 660 | 621  | 559     |
| FY 09-10 | 613  |        |           |         |          |          |         |          |       |       |     |      | 613     |

**District 13 Temporary Assistance for Needy Families (TANF) One- and Two-Parent Program  
Child Count**



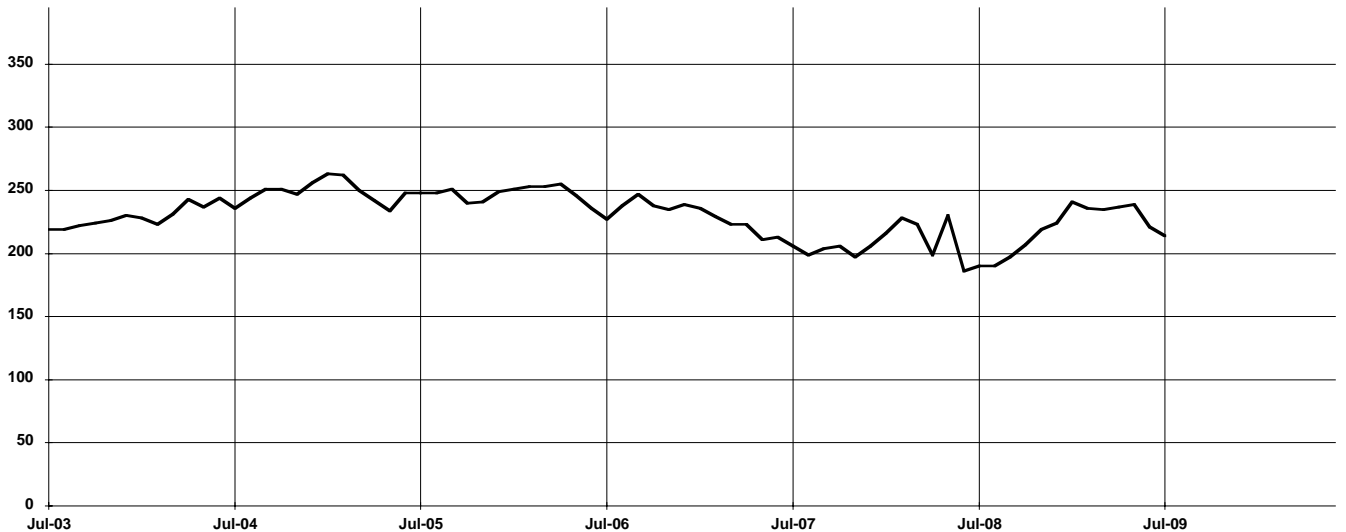
|          | July | August | September | October | November | December | January | February | March | April | May | June | FY Mean |
|----------|------|--------|-----------|---------|----------|----------|---------|----------|-------|-------|-----|------|---------|
| FY 03-04 | 375  | 377    | 387       | 384     | 357      | 368      | 385     | 383      | 377   | 401   | 386 | 398  | 382     |
| FY 04-05 | 375  | 387    | 401       | 391     | 397      | 419      | 442     | 432      | 400   | 389   | 383 | 404  | 402     |
| FY 05-06 | 405  | 404    | 408       | 394     | 385      | 405      | 404     | 408      | 444   | 442   | 420 | 388  | 409     |
| FY 06-07 | 363  | 409    | 409       | 393     | 397      | 406      | 402     | 388      | 370   | 361   | 354 | 360  | 384     |
| FY 07-08 | 345  | 338    | 341       | 351     | 325      | 342      | 368     | 387      | 385   | 320   | 376 | 285  | 347     |
| FY 08-09 | 280  | 290    | 300       | 322     | 341      | 376      | 409     | 412      | 414   | 414   | 437 | 407  | 367     |
| FY 09-10 | 409  |        |           |         |          |          |         |          |       |       |     |      | 409     |

### District 13 Temporary Assistance for Needy Families (TANF) One- and Two-Parent Program Case Count



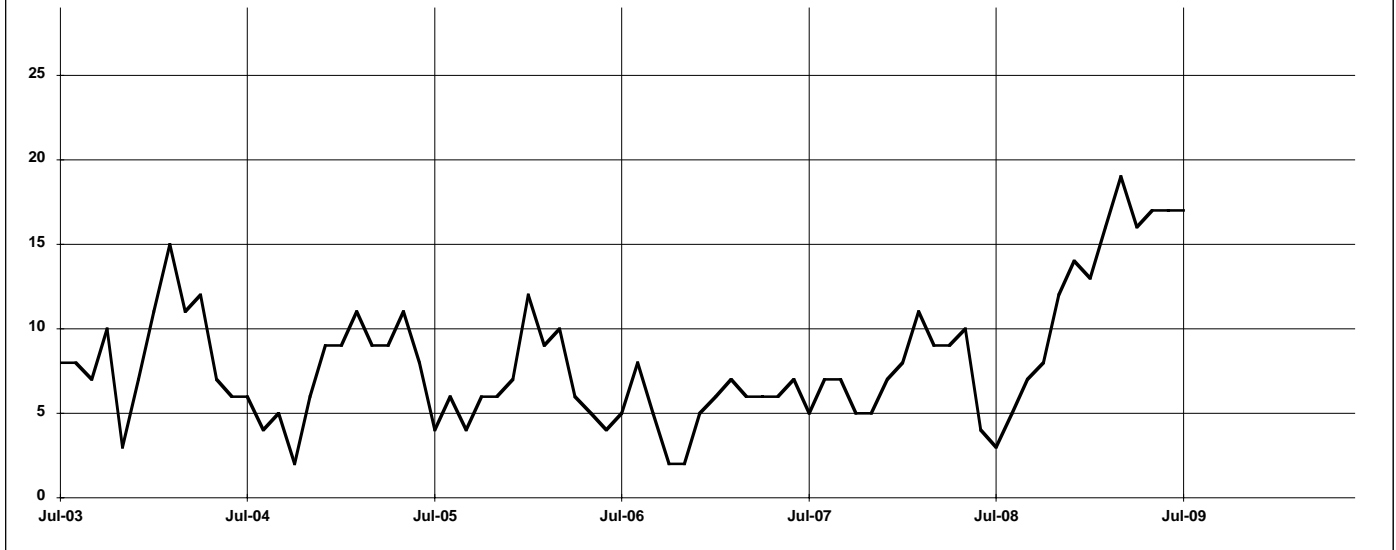
|          | July | August | September | October | November | December | January | February | March | April | May | June | FY Mean |
|----------|------|--------|-----------|---------|----------|----------|---------|----------|-------|-------|-----|------|---------|
| FY 03-04 | 227  | 227    | 229       | 234     | 229      | 237      | 239     | 238      | 242   | 255   | 244 | 250  | 238     |
| FY 04-05 | 242  | 248    | 256       | 253     | 253      | 265      | 272     | 273      | 259   | 251   | 245 | 256  | 256     |
| FY 05-06 | 252  | 254    | 255       | 246     | 247      | 256      | 263     | 262      | 263   | 261   | 251 | 240  | 254     |
| FY 06-07 | 232  | 246    | 252       | 240     | 237      | 244      | 242     | 236      | 229   | 229   | 217 | 220  | 235     |
| FY 07-08 | 211  | 206    | 211       | 211     | 191      | 202      | 213     | 228      | 212   | 178   | 208 | 190  | 205     |
| FY 08-09 | 193  | 195    | 204       | 215     | 231      | 238      | 254     | 252      | 254   | 253   | 256 | 238  | 232     |
| FY 09-10 | 231  |        |           |         |          |          |         |          |       |       |     |      | 231     |

### District 13 Temporary Assistance for Needy Families One-parent Program Cases (TANF-Basic)



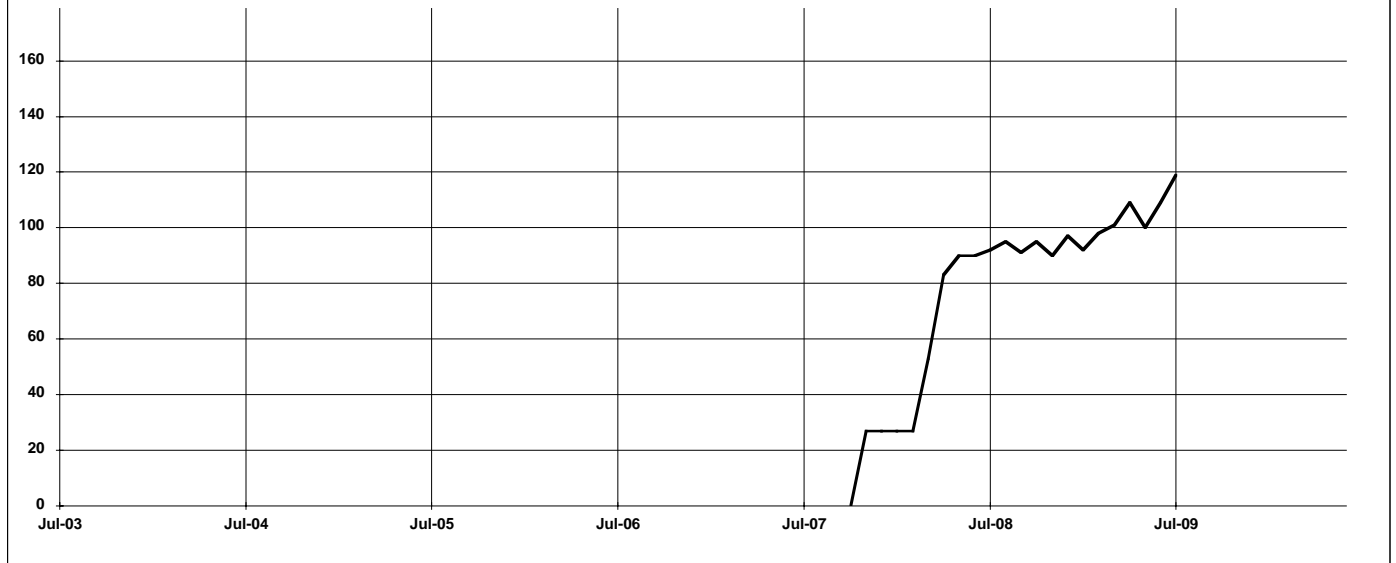
|          | July | August | September | October | November | December | January | February | March | April | May | June | FY Mean |
|----------|------|--------|-----------|---------|----------|----------|---------|----------|-------|-------|-----|------|---------|
| FY 03-04 | 219  | 219    | 222       | 224     | 226      | 230      | 228     | 223      | 231   | 243   | 237 | 244  | 229     |
| FY 04-05 | 236  | 244    | 251       | 251     | 247      | 256      | 263     | 262      | 250   | 242   | 234 | 248  | 249     |
| FY 05-06 | 248  | 248    | 251       | 240     | 241      | 249      | 251     | 253      | 253   | 255   | 246 | 236  | 248     |
| FY 06-07 | 227  | 238    | 247       | 238     | 235      | 239      | 236     | 229      | 223   | 223   | 211 | 213  | 230     |
| FY 07-08 | 206  | 199    | 204       | 206     | 197      | 206      | 216     | 228      | 223   | 199   | 230 | 186  | 208     |
| FY 08-09 | 190  | 190    | 197       | 207     | 219      | 224      | 241     | 236      | 235   | 237   | 239 | 221  | 220     |
| FY 09-10 | 214  |        |           |         |          |          |         |          |       |       |     |      | 214     |

### District 13 Temporary Assistance for Needy Families Two-parent Program Case Count (TANF-UN)



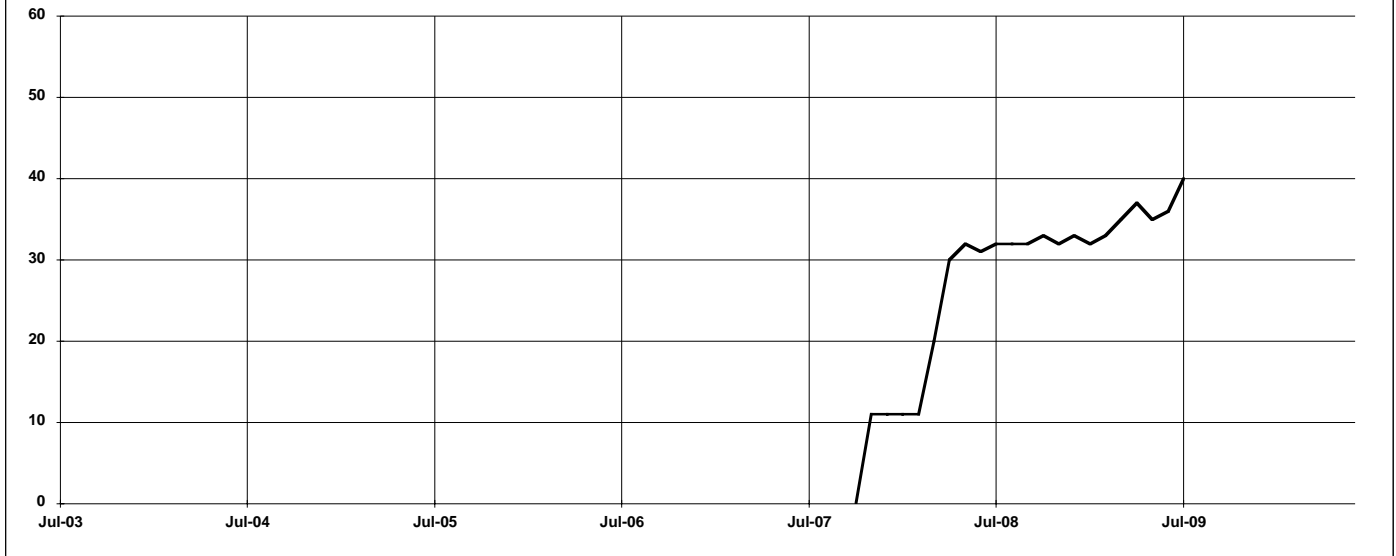
|          | July | August | September | October | November | December | January | February | March | April | May | June | FY Mean |
|----------|------|--------|-----------|---------|----------|----------|---------|----------|-------|-------|-----|------|---------|
| FY 03-04 | 8    | 8      | 7         | 10      | 3        | 7        | 11      | 15       | 11    | 12    | 7   | 6    | 9       |
| FY 04-05 | 6    | 4      | 5         | 2       | 6        | 9        | 9       | 11       | 9     | 9     | 11  | 8    | 7       |
| FY 05-06 | 4    | 6      | 4         | 6       | 6        | 7        | 12      | 9        | 10    | 6     | 5   | 4    | 7       |
| FY 06-07 | 5    | 8      | 5         | 2       | 2        | 5        | 6       | 7        | 6     | 6     | 6   | 7    | 5       |
| FY 07-08 | 5    | 7      | 7         | 5       | 5        | 7        | 8       | 11       | 9     | 9     | 10  | 4    | 7       |
| FY 08-09 | 3    | 5      | 7         | 8       | 12       | 14       | 13      | 16       | 19    | 16    | 17  | 17   | 12      |
| FY 09-10 | 17   |        |           |         |          |          |         |          |       |       |     |      | 17      |

### District 13 State Family Pre-SSI/SSDI Program Person Count



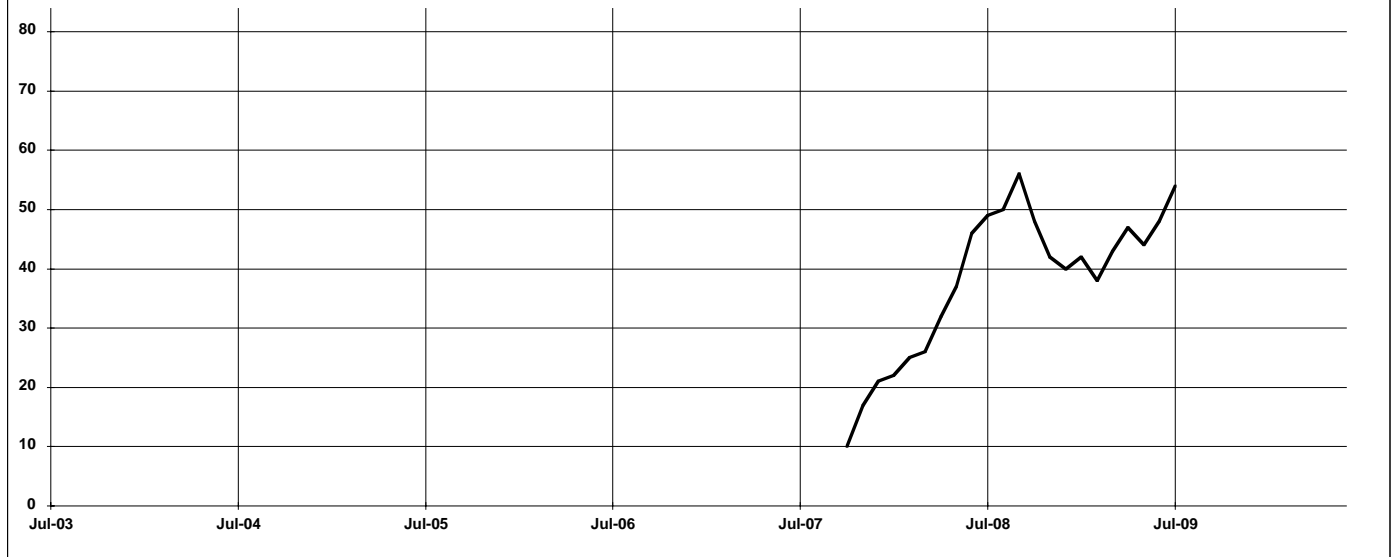
|          | July | August | September | October | November | December | January | February | March | April | May | June | FY Mean |
|----------|------|--------|-----------|---------|----------|----------|---------|----------|-------|-------|-----|------|---------|
| FY 03-04 |      |        |           |         |          |          |         |          |       |       |     |      | 0       |
| FY 04-05 |      |        |           |         |          |          |         |          |       |       |     |      | 0       |
| FY 05-06 |      |        |           |         |          |          |         |          |       |       |     |      | 0       |
| FY 06-07 |      |        |           |         |          |          |         |          |       |       |     |      | 0       |
| FY 07-08 | 92   | 95     | 91        | 95      | 27       | 27       | 27      | 27       | 53    | 83    | 90  | 90   | 47      |
| FY 08-09 | 92   | 95     | 91        | 95      | 90       | 97       | 92      | 98       | 101   | 109   | 100 | 109  | 97      |
| FY 09-10 | 119  |        |           |         |          |          |         |          |       |       |     |      | 119     |

### District 13 State Family Pre-SSI/SSDI Program Case Count



|          | July | August | September | October | November | December | January | February | March | April | May | June | FY Mean |
|----------|------|--------|-----------|---------|----------|----------|---------|----------|-------|-------|-----|------|---------|
| FY 03-04 |      |        |           |         |          |          |         |          |       |       |     |      | 0       |
| FY 04-05 |      |        |           |         |          |          |         |          |       |       |     |      | 0       |
| FY 05-06 |      |        |           |         |          |          |         |          |       |       |     |      | 0       |
| FY 06-07 |      |        |           |         |          |          |         |          |       |       |     |      | 0       |
| FY 07-08 |      |        |           |         | 11       | 11       | 11      | 11       | 20    | 30    | 32  | 31   | 17      |
| FY 08-09 | 32   | 32     | 32        | 33      | 32       | 33       | 32      | 33       | 35    | 37    | 35  | 36   | 34      |
| FY 09-10 | 40   |        |           |         |          |          |         |          |       |       |     |      | 40      |

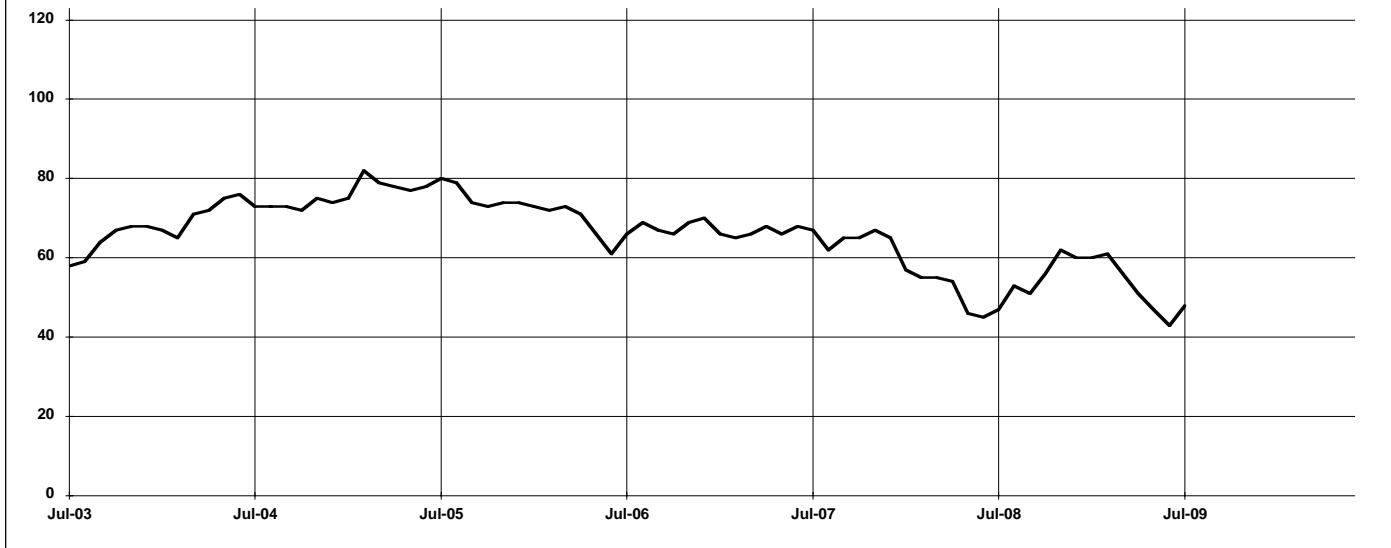
### District 13 Post-TANF Cases



See Footnote 6B

|          | July | August | September | October | November | December | January | February | March | April | May | June | FY Mean |
|----------|------|--------|-----------|---------|----------|----------|---------|----------|-------|-------|-----|------|---------|
| FY 03-04 |      |        |           |         |          |          |         |          |       |       |     |      | 0       |
| FY 04-05 |      |        |           |         |          |          |         |          |       |       |     |      | 0       |
| FY 05-06 |      |        |           |         |          |          |         |          |       |       |     |      | 0       |
| FY 06-07 |      |        |           |         |          |          |         |          |       |       |     |      | 0       |
| FY 07-08 |      |        |           | 10      | 17       | 21       | 22      | 25       | 26    | 32    | 37  | 46   | 26      |
| FY 08-09 | 49   | 50     | 56        | 48      | 42       | 40       | 42      | 38       | 43    | 47    | 44  | 48   | 46      |
| FY 09-10 | 54   |        |           |         |          |          |         |          |       |       |     |      | 54      |

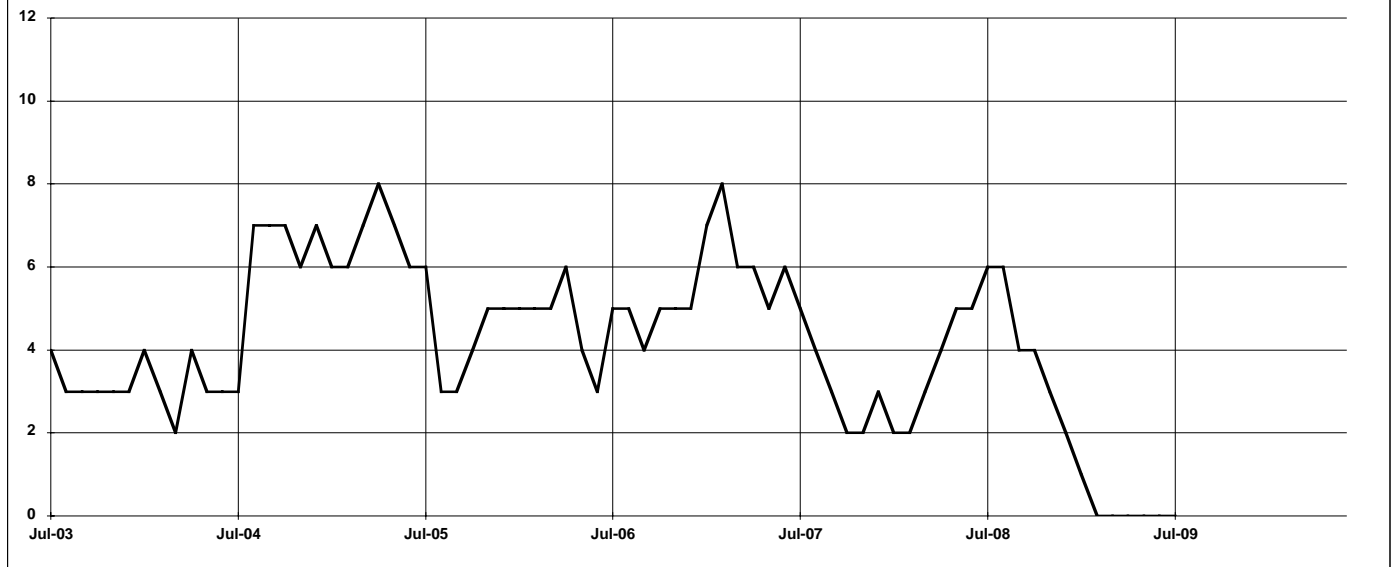
### District 13 Basic/UN Cases with No Adult in the Grant



See Footnote 7A

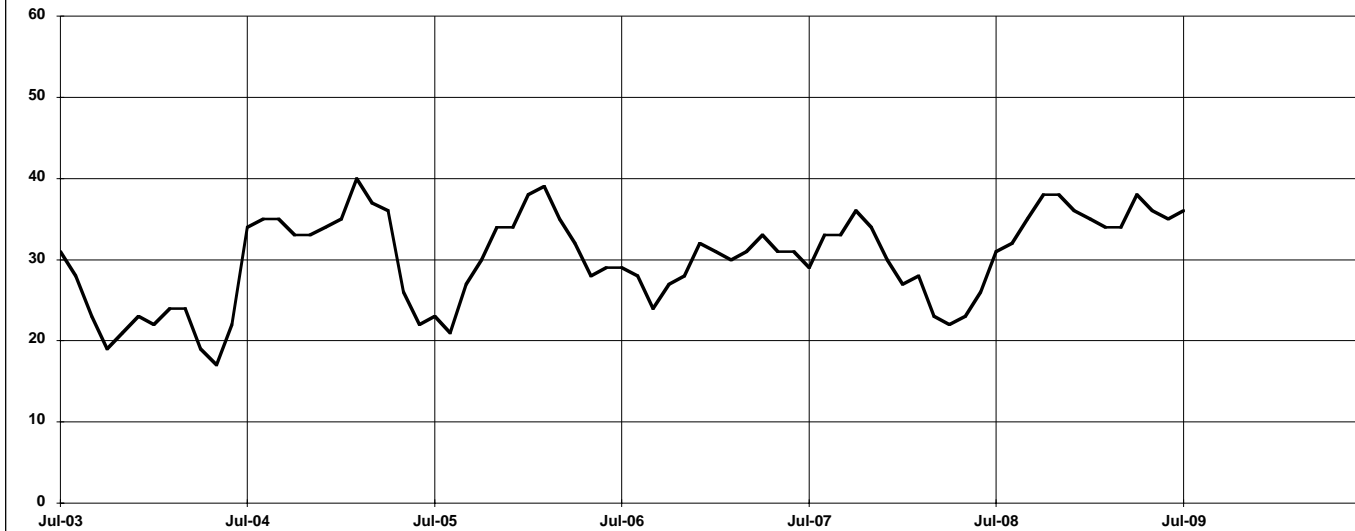
|          | July | August | September | October | November | December | January | February | March | April | May | June | FY Mean |
|----------|------|--------|-----------|---------|----------|----------|---------|----------|-------|-------|-----|------|---------|
| FY 03-04 | 58   | 59     | 64        | 67      | 68       | 68       | 67      | 65       | 71    | 72    | 75  | 76   | 68      |
| FY 04-05 | 73   | 73     | 73        | 72      | 75       | 74       | 75      | 82       | 79    | 78    | 77  | 78   | 76      |
| FY 05-06 | 80   | 79     | 74        | 73      | 74       | 74       | 73      | 72       | 73    | 71    | 66  | 61   | 73      |
| FY 06-07 | 66   | 69     | 67        | 66      | 69       | 70       | 66      | 65       | 66    | 68    | 66  | 68   | 67      |
| FY 07-08 | 67   | 62     | 65        | 65      | 67       | 65       | 57      | 55       | 55    | 54    | 46  | 45   | 59      |
| FY 08-09 | 47   | 53     | 51        | 56      | 62       | 60       | 60      | 61       | 56    | 51    | 47  | 43   | 54      |
| FY 09-10 | 48   |        |           |         |          |          |         |          |       |       |     |      | 48      |

### District 13 Minor Parent Cases where the Younger Parent is 17 or Under



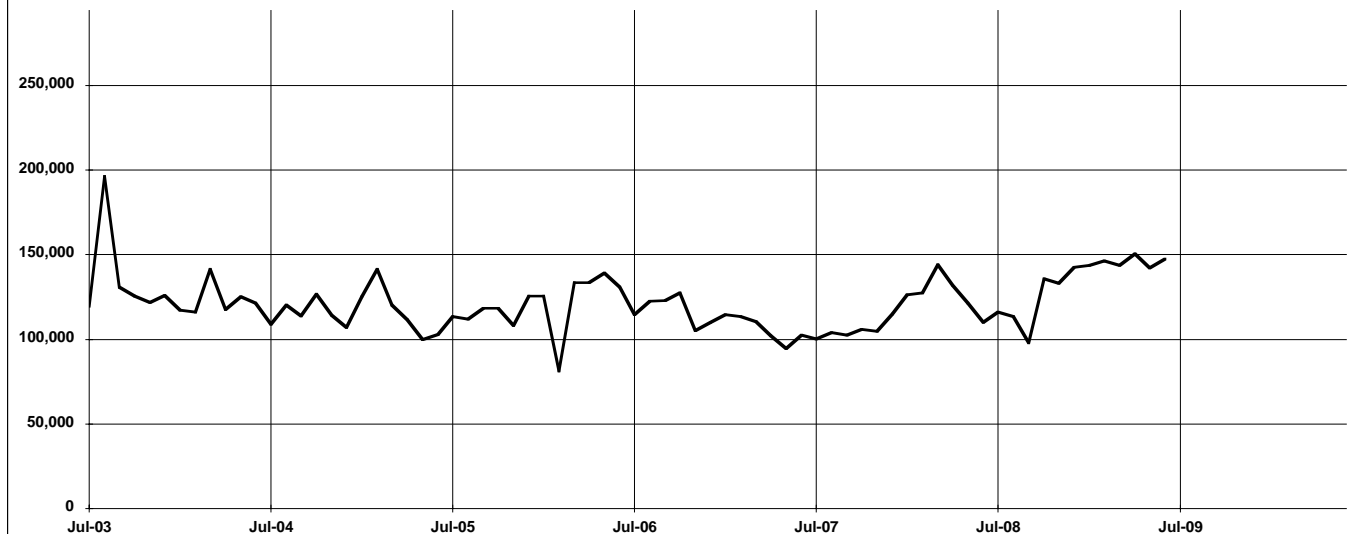
|          | July | August | September | October | November | December | January | February | March | April | May | June | FY Mean |
|----------|------|--------|-----------|---------|----------|----------|---------|----------|-------|-------|-----|------|---------|
| FY 03-04 | 4    | 3      | 3         | 3       | 3        | 3        | 4       | 3        | 2     | 4     | 3   | 3    | 3       |
| FY 04-05 | 3    | 7      | 7         | 7       | 6        | 7        | 6       | 6        | 7     | 8     | 7   | 6    | 6       |
| FY 05-06 | 6    | 3      | 3         | 4       | 5        | 5        | 5       | 5        | 5     | 6     | 4   | 3    | 5       |
| FY 06-07 | 5    | 5      | 4         | 5       | 5        | 5        | 7       | 8        | 6     | 6     | 5   | 6    | 6       |
| FY 07-08 | 5    | 4      | 3         | 2       | 2        | 3        | 2       | 2        | 3     | 4     | 5   | 5    | 3       |
| FY 08-09 | 6    | 6      | 4         | 4       | 3        | 2        | 1       |          |       |       |     |      | 2       |
| FY 09-10 |      |        |           |         |          |          |         |          |       |       |     |      | 0       |

### District 13 Young Parent Cases where the Younger Parent is 18 or 19



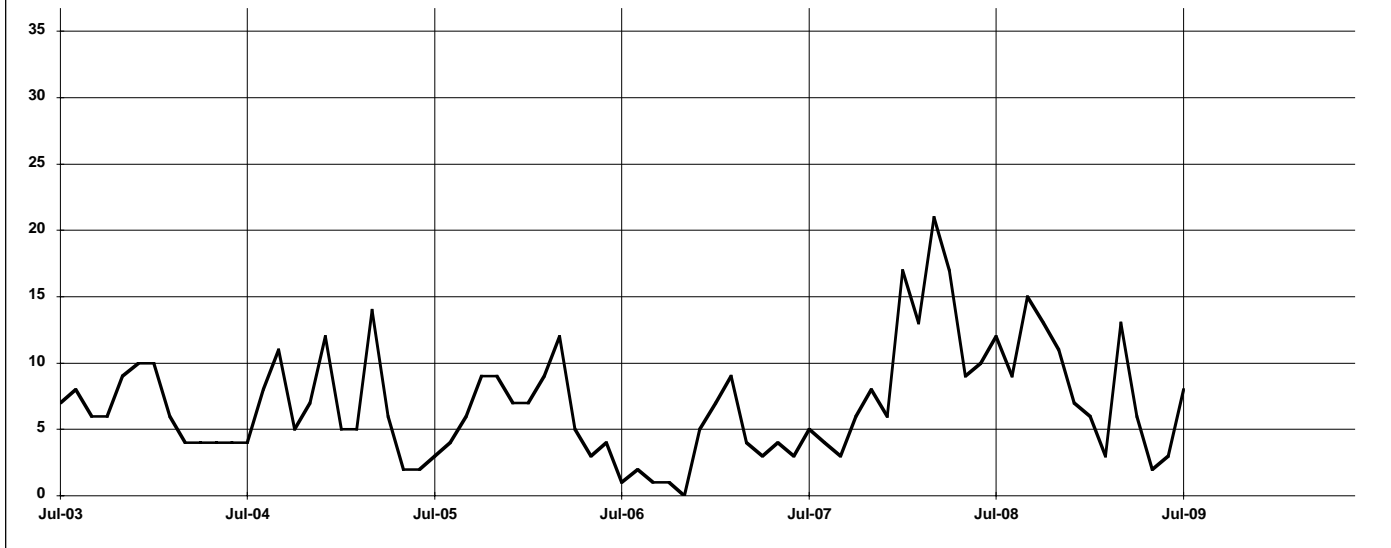
|          | July | August | September | October | November | December | January | February | March | April | May | June | FY Mean |
|----------|------|--------|-----------|---------|----------|----------|---------|----------|-------|-------|-----|------|---------|
| FY 03-04 | 31   | 28     | 23        | 19      | 21       | 23       | 22      | 24       | 24    | 19    | 17  | 22   | 23      |
| FY 04-05 | 34   | 35     | 35        | 33      | 33       | 34       | 35      | 40       | 37    | 36    | 26  | 22   | 33      |
| FY 05-06 | 23   | 21     | 27        | 30      | 34       | 34       | 38      | 39       | 35    | 32    | 28  | 29   | 31      |
| FY 06-07 | 29   | 28     | 24        | 27      | 28       | 32       | 31      | 30       | 31    | 33    | 31  | 31   | 30      |
| FY 07-08 | 29   | 33     | 33        | 36      | 34       | 30       | 27      | 28       | 23    | 22    | 23  | 26   | 29      |
| FY 08-09 | 31   | 32     | 35        | 38      | 38       | 36       | 35      | 34       | 34    | 38    | 36  | 35   | 35      |
| FY 09-10 | 36   |        |           |         |          |          |         |          |       |       |     |      | 36      |

### District 13 Temporary Assistance for Needy Families Total Expenditures for Month



|          | July    | August  | September | October | November | December | January | February | March   | April   | May     | June    | FY Mean |
|----------|---------|---------|-----------|---------|----------|----------|---------|----------|---------|---------|---------|---------|---------|
| FY 03-04 | 119,467 | 196,436 | 130,997   | 125,392 | 121,869  | 125,816  | 117,159 | 116,305  | 141,298 | 117,491 | 125,095 | 121,315 | 129,887 |
| FY 04-05 | 109,077 | 120,322 | 113,822   | 126,567 | 114,154  | 106,857  | 125,070 | 141,638  | 120,410 | 111,661 | 100,004 | 102,954 | 116,045 |
| FY 05-06 | 113,392 | 111,888 | 118,462   | 118,429 | 108,130  | 125,722  | 125,604 | 81,368   | 133,346 | 133,541 | 139,060 | 130,727 | 119,972 |
| FY 06-07 | 114,480 | 122,422 | 122,760   | 127,580 | 105,002  | 110,213  | 114,773 | 113,545  | 110,430 | 102,113 | 94,719  | 102,465 | 111,709 |
| FY 07-08 | 100,380 | 104,181 | 102,630   | 105,795 | 104,705  | 114,994  | 126,467 | 127,458  | 144,167 | 132,084 | 121,579 | 109,918 | 116,197 |
| FY 08-09 | 116,303 | 113,436 | 98,051    | 135,682 | 133,320  | 142,780  | 143,799 | 146,241  | 143,859 | 150,561 | 142,047 | 147,460 | 134,462 |
| FY 09-10 |         |         |           |         |          |          |         |          |         |         |         |         | 0       |

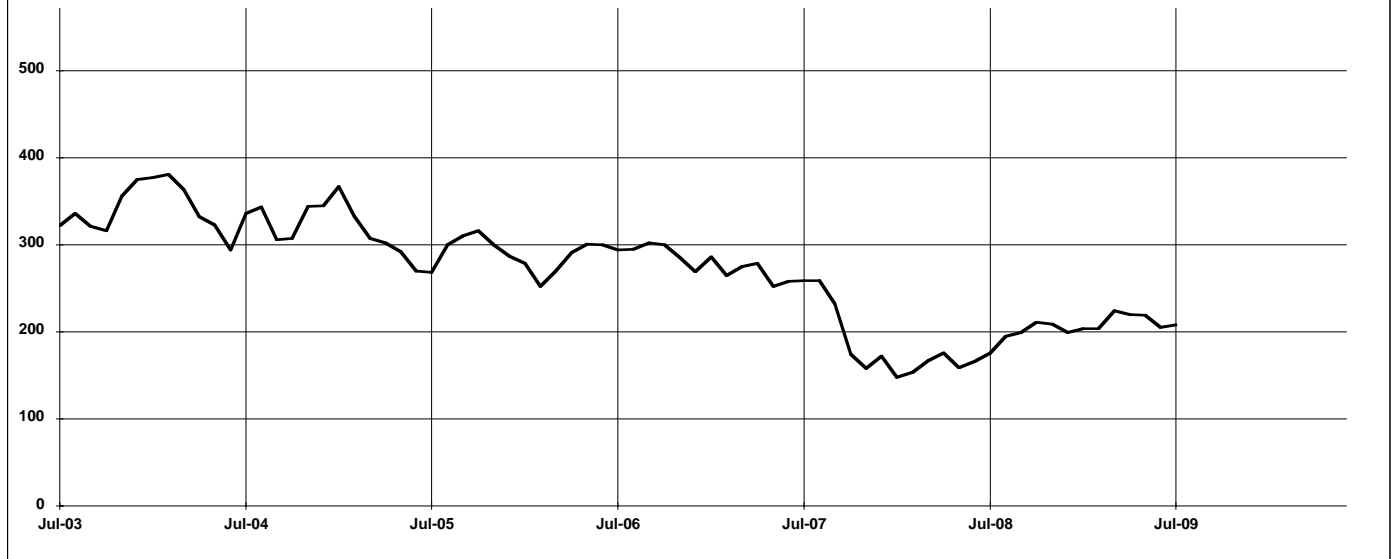
### District 13 Pre-TANF Program Participants



See Footnote 9A

|          | July | August | September | October | November | December | January | February | March | April | May | June | FY Mean |
|----------|------|--------|-----------|---------|----------|----------|---------|----------|-------|-------|-----|------|---------|
| FY 03-04 | 7    | 8      | 6         | 6       | 9        | 10       | 10      | 6        | 4     | 4     | 4   | 4    | 7       |
| FY 04-05 | 4    | 8      | 11        | 5       | 7        | 12       | 5       | 5        | 14    | 6     | 2   | 2    | 7       |
| FY 05-06 | 3    | 4      | 6         | 9       | 9        | 7        | 7       | 9        | 12    | 5     | 3   | 4    | 7       |
| FY 06-07 | 1    | 2      | 1         | 1       | 1        | 5        | 7       | 9        | 4     | 3     | 4   | 3    | 3       |
| FY 07-08 | 5    | 4      | 3         | 6       | 8        | 6        | 17      | 13       | 21    | 17    | 9   | 10   | 10      |
| FY 08-09 | 12   | 9      | 15        | 13      | 11       | 7        | 6       | 3        | 13    | 6     | 2   | 3    | 8       |
| FY 09-10 | 8    |        |           |         |          |          |         |          |       |       |     |      | 8       |

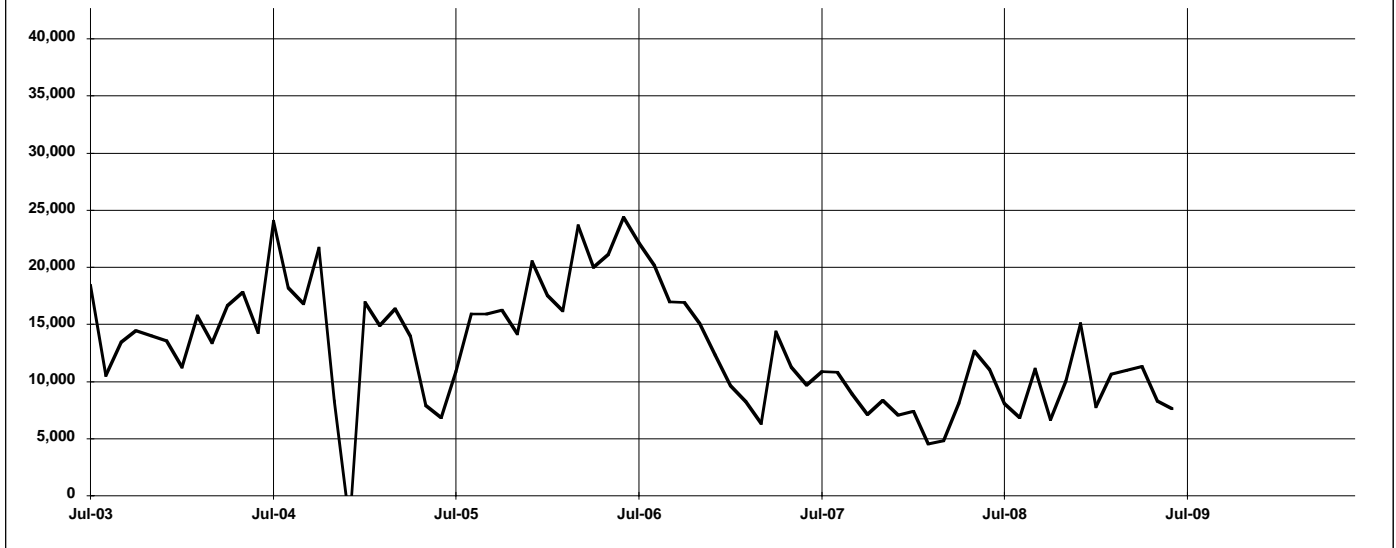
### District 13 Total JOBS Participants



See Footnote 9B

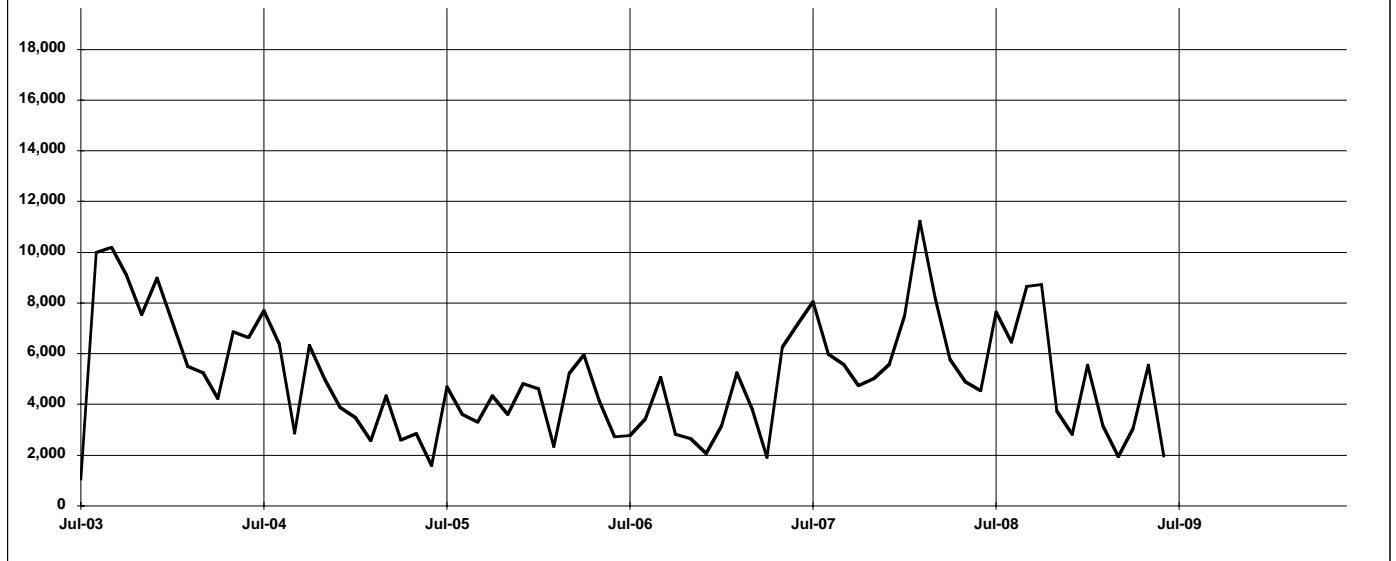
|          | July | August | September | October | November | December | January | February | March | April | May | June | FY Mean |
|----------|------|--------|-----------|---------|----------|----------|---------|----------|-------|-------|-----|------|---------|
| FY 03-04 | 322  | 336    | 321       | 316     | 356      | 375      | 377     | 381      | 363   | 332   | 323 | 294  | 341     |
| FY 04-05 | 336  | 343    | 306       | 307     | 344      | 345      | 367     | 333      | 307   | 302   | 292 | 270  | 321     |
| FY 05-06 | 268  | 300    | 310       | 316     | 300      | 287      | 279     | 252      | 270   | 291   | 301 | 300  | 290     |
| FY 06-07 | 294  | 295    | 302       | 300     | 285      | 269      | 286     | 265      | 275   | 279   | 252 | 258  | 280     |
| FY 07-08 | 259  | 259    | 232       | 174     | 158      | 172      | 148     | 154      | 167   | 176   | 159 | 166  | 185     |
| FY 08-09 | 176  | 195    | 199       | 211     | 209      | 199      | 204     | 204      | 224   | 220   | 219 | 205  | 205     |
| FY 09-10 | 208  |        |           |         |          |          |         |          |       |       |     |      | 208     |

### District 13 JOBS Non-contracted Day Care Expenditures



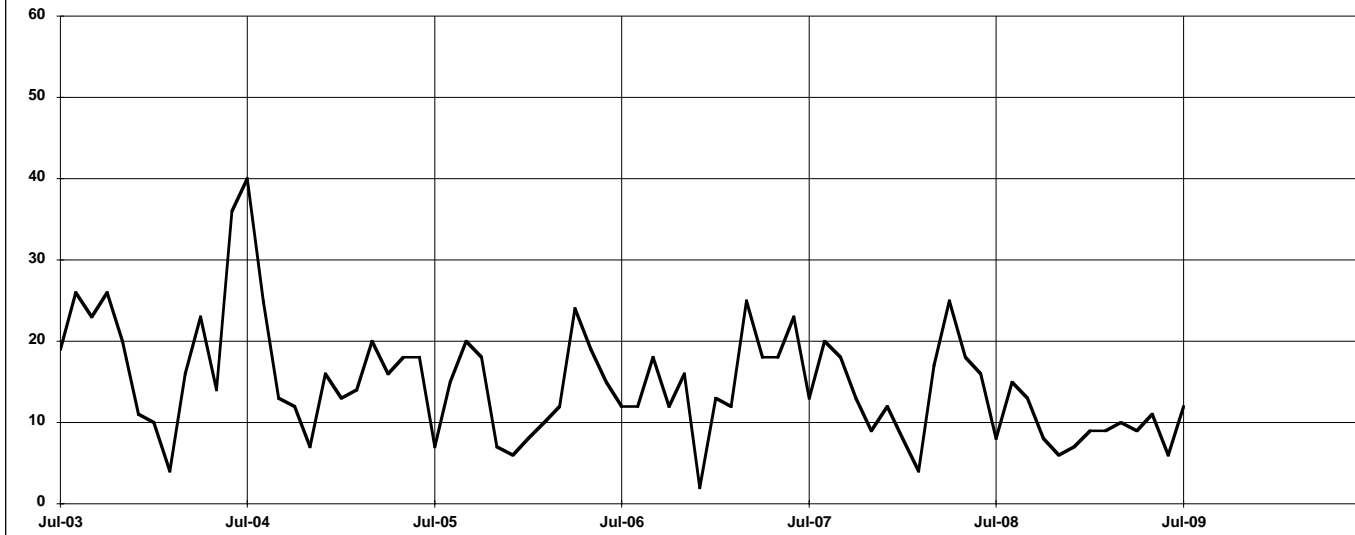
|          | July   | August | September | October | November | December | January | February | March  | April  | May    | June   | FY Mean |
|----------|--------|--------|-----------|---------|----------|----------|---------|----------|--------|--------|--------|--------|---------|
| FY 03-04 | 18,413 | 10,530 | 13,438    | 14,432  | 13,999   | 13,533   | 11,264  | 15,724   | 13,401 | 16,632 | 17,842 | 14,301 | 14,459  |
| FY 04-05 | 24,047 | 18,206 | 16,793    | 21,667  | 8,302    | (2,518)  | 16,934  | 14,889   | 16,350 | 13,963 | 7,873  | 6,816  | 13,610  |
| FY 05-06 | 10,845 | 15,899 | 15,911    | 16,254  | 14,195   | 20,524   | 17,558  | 16,183   | 23,635 | 20,024 | 21,120 | 24,398 | 18,046  |
| FY 06-07 | 22,132 | 20,189 | 16,985    | 16,928  | 15,072   | 12,321   | 9,617   | 8,221    | 6,304  | 14,333 | 11,264 | 9,713  | 13,590  |
| FY 07-08 | 10,852 | 10,797 | 8,895     | 7,133   | 8,337    | 7,041    | 7,404   | 4,535    | 4,829  | 8,119  | 12,684 | 11,038 | 8,472   |
| FY 08-09 | 8,054  | 6,838  | 11,114    | 6,646   | 10,018   | 15,049   | 7,761   | 10,653   | 11,000 | 11,329 | 8,317  | 7,627  | 9,534   |
| FY 09-10 |        |        |           |         |          |          |         |          |        |        |        |        | 0       |

### District 13 JOBS Non-contracted Support Services Expenditures Excluding Day Care



|          | July  | August | September | October | November | December | January | February | March | April | May   | June  | FY Mean |
|----------|-------|--------|-----------|---------|----------|----------|---------|----------|-------|-------|-------|-------|---------|
| FY 03-04 | 1,057 | 9,981  | 10,203    | 9,112   | 7,532    | 8,974    | 7,233   | 5,494    | 5,250 | 4,242 | 6,854 | 6,625 | 6,880   |
| FY 04-05 | 7,697 | 6,386  | 2,871     | 6,335   | 4,988    | 3,887    | 3,490   | 2,578    | 4,329 | 2,611 | 2,845 | 1,598 | 4,135   |
| FY 05-06 | 4,682 | 3,607  | 3,296     | 4,350   | 3,606    | 4,815    | 4,608   | 2,353    | 5,216 | 5,960 | 4,130 | 2,719 | 4,112   |
| FY 06-07 | 2,763 | 3,421  | 5,072     | 2,835   | 2,646    | 2,057    | 3,150   | 5,246    | 3,812 | 1,908 | 6,256 | 7,157 | 3,860   |
| FY 07-08 | 8,036 | 5,985  | 5,577     | 4,741   | 5,022    | 5,580    | 7,488   | 11,216   | 8,164 | 5,782 | 4,895 | 4,540 | 6,419   |
| FY 08-09 | 7,633 | 6,465  | 8,642     | 8,737   | 3,742    | 2,826    | 5,550   | 3,154    | 1,955 | 3,061 | 5,540 | 1,959 | 4,939   |
| FY 09-10 |       |        |           |         |          |          |         |          |       |       |       |       | 0       |

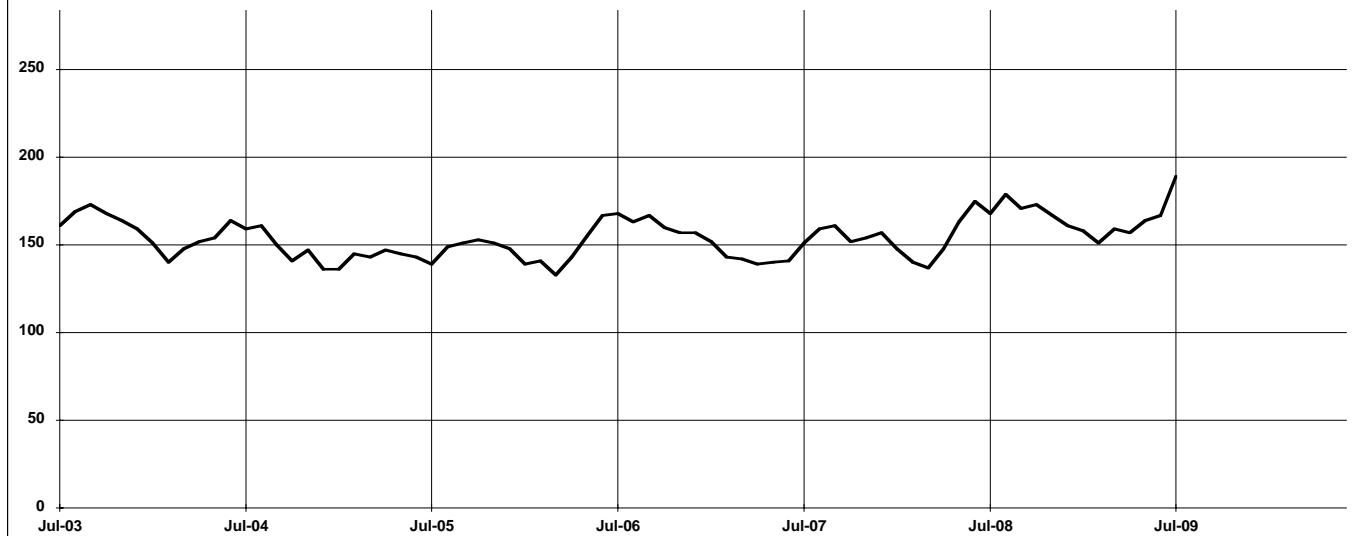
### District 13 Total Employment Placements-TANF



See Footnote 11A

|          | July | August | September | October | November | December | January | February | March | April | May | June | FY Mean |
|----------|------|--------|-----------|---------|----------|----------|---------|----------|-------|-------|-----|------|---------|
| FY 03-04 | 19   | 26     | 23        | 26      | 20       | 11       | 10      | 4        | 16    | 23    | 14  | 36   | 19      |
| FY 04-05 | 40   | 25     | 13        | 12      | 7        | 16       | 13      | 14       | 20    | 16    | 18  | 18   | 18      |
| FY 05-06 | 7    | 15     | 20        | 18      | 7        | 6        | 8       | 10       | 12    | 24    | 19  | 15   | 13      |
| FY 06-07 | 12   | 12     | 18        | 12      | 16       | 2        | 13      | 12       | 25    | 18    | 18  | 23   | 15      |
| FY 07-08 | 13   | 20     | 18        | 13      | 9        | 12       | 8       | 4        | 17    | 25    | 18  | 16   | 14      |
| FY 08-09 | 8    | 15     | 13        | 8       | 6        | 7        | 9       | 9        | 10    | 9     | 11  | 6    | 9       |
| FY 09-10 | 12   |        |           |         |          |          |         |          |       |       |     |      | 12      |

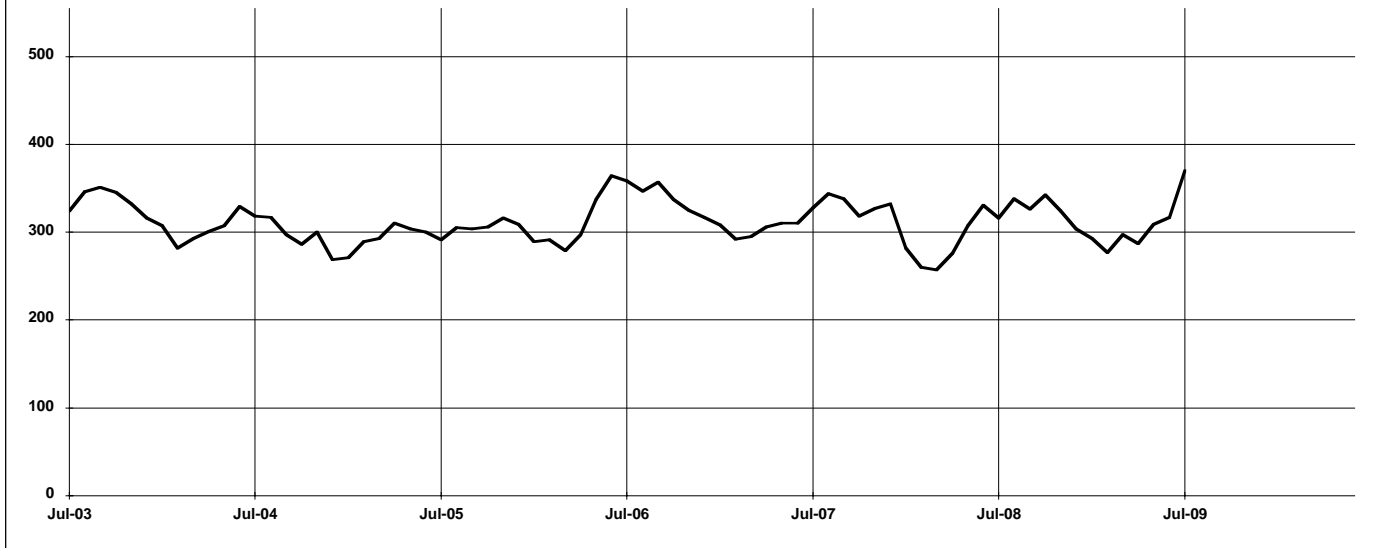
### District 13 Total Employment-Related Daycare (ERDC) Cases



See Footnote 11B

|          | July | August | September | October | November | December | January | February | March | April | May | June | FY Mean |
|----------|------|--------|-----------|---------|----------|----------|---------|----------|-------|-------|-----|------|---------|
| FY 03-04 | 161  | 169    | 173       | 168     | 164      | 159      | 151     | 140      | 148   | 152   | 154 | 164  | 159     |
| FY 04-05 | 159  | 161    | 150       | 141     | 147      | 136      | 136     | 145      | 143   | 147   | 145 | 143  | 146     |
| FY 05-06 | 139  | 149    | 151       | 153     | 151      | 148      | 139     | 141      | 133   | 143   | 155 | 167  | 147     |
| FY 06-07 | 168  | 163    | 167       | 160     | 157      | 157      | 152     | 143      | 142   | 139   | 140 | 141  | 152     |
| FY 07-08 | 151  | 159    | 161       | 152     | 154      | 157      | 148     | 140      | 137   | 148   | 163 | 175  | 154     |
| FY 08-09 | 168  | 179    | 171       | 173     | 167      | 161      | 158     | 151      | 159   | 157   | 164 | 167  | 165     |
| FY 09-10 | 189  |        |           |         |          |          |         |          |       |       |     |      | 189     |

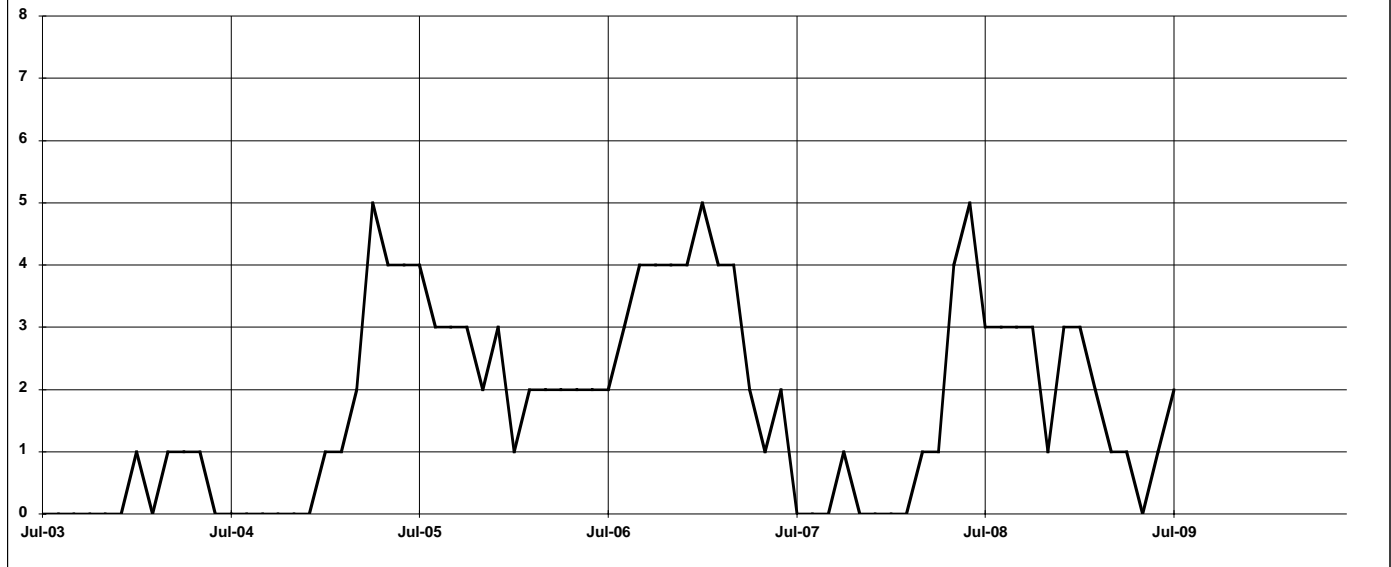
### District 13 Total Employment-Related Daycare (ERDC) Children in Care



See Footnote 12A

|          | July | August | September | October | November | December | January | February | March | April | May | June | FY Mean |
|----------|------|--------|-----------|---------|----------|----------|---------|----------|-------|-------|-----|------|---------|
| FY 03-04 | 324  | 346    | 351       | 345     | 332      | 316      | 307     | 282      | 293   | 301   | 307 | 329  | 319     |
| FY 04-05 | 318  | 317    | 297       | 286     | 300      | 269      | 271     | 289      | 293   | 310   | 304 | 300  | 296     |
| FY 05-06 | 291  | 305    | 304       | 306     | 316      | 309      | 289     | 291      | 279   | 297   | 337 | 364  | 307     |
| FY 06-07 | 358  | 347    | 357       | 337     | 325      | 317      | 308     | 292      | 295   | 306   | 310 | 310  | 322     |
| FY 07-08 | 328  | 344    | 338       | 318     | 327      | 332      | 282     | 260      | 257   | 276   | 307 | 331  | 308     |
| FY 08-09 | 316  | 338    | 326       | 342     | 324      | 304      | 293     | 277      | 297   | 287   | 309 | 317  | 311     |
| FY 09-10 | 370  |        |           |         |          |          |         |          |       |       |     |      | 370     |

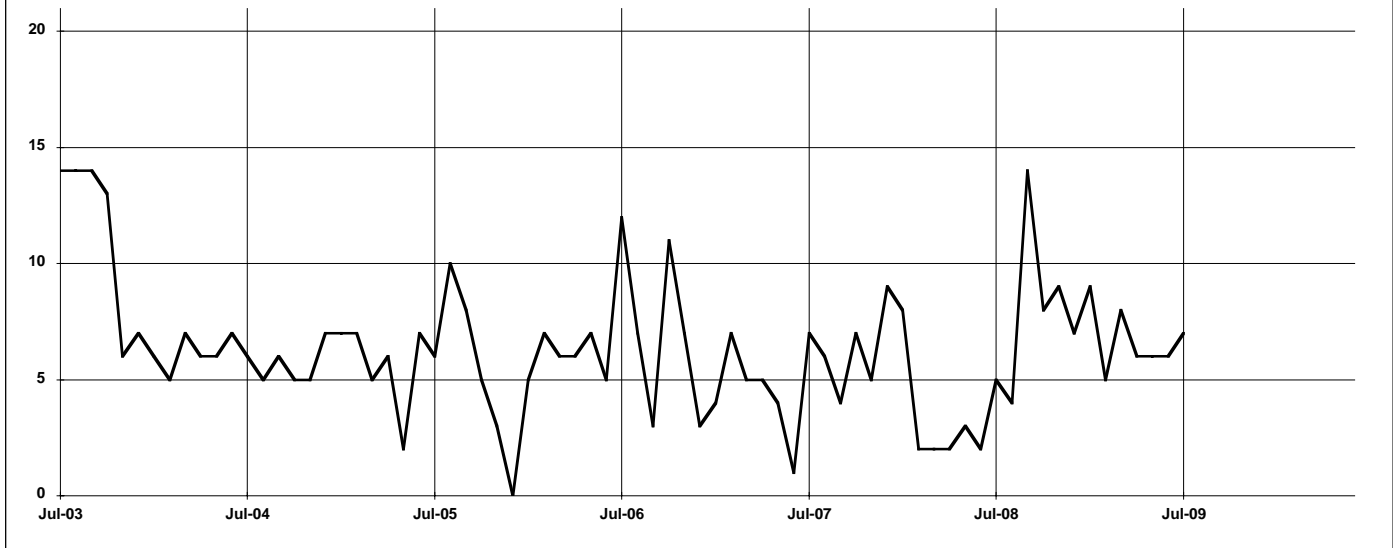
### District 13 JOBS Plus Daycare Cases (Included in Total)



See Footnote 12B

|          | July | August | September | October | November | December | January | February | March | April | May | June | FY Mean |
|----------|------|--------|-----------|---------|----------|----------|---------|----------|-------|-------|-----|------|---------|
| FY 03-04 |      |        |           |         |          |          | 1       |          | 1     | 1     | 1   |      | 0       |
| FY 04-05 |      |        |           |         |          |          | 1       | 1        | 2     | 5     | 4   | 4    | 1       |
| FY 05-06 | 4    | 3      | 3         | 3       | 2        | 3        | 1       | 2        | 2     | 2     | 2   | 2    | 2       |
| FY 06-07 | 2    | 3      | 4         | 4       | 4        | 4        | 5       | 4        | 4     | 2     | 1   | 2    | 3       |
| FY 07-08 |      |        |           | 1       |          |          |         |          | 1     | 1     | 4   | 5    | 1       |
| FY 08-09 | 3    | 3      | 3         | 3       | 1        | 3        | 3       | 2        | 1     | 1     |     | 1    | 2       |
| FY 09-10 | 2    |        |           |         |          |          |         |          |       |       |     |      | 2       |

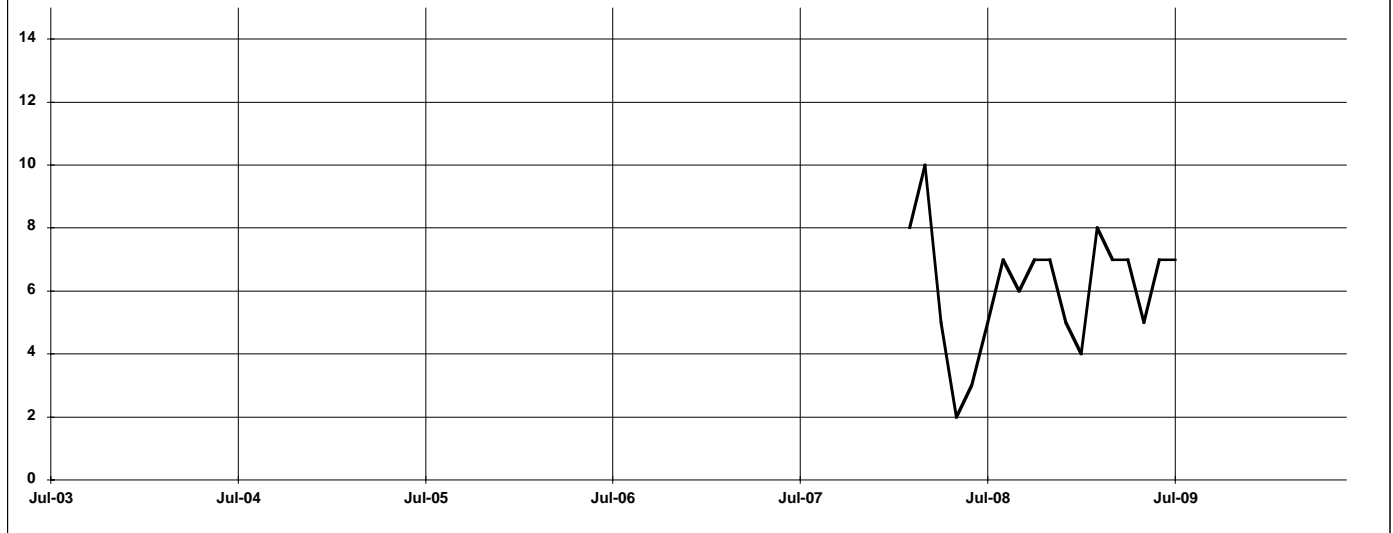
### District 13 Temporary Assistance for Domestic Violence Survivors Cases with Payment



See Footnote 13A

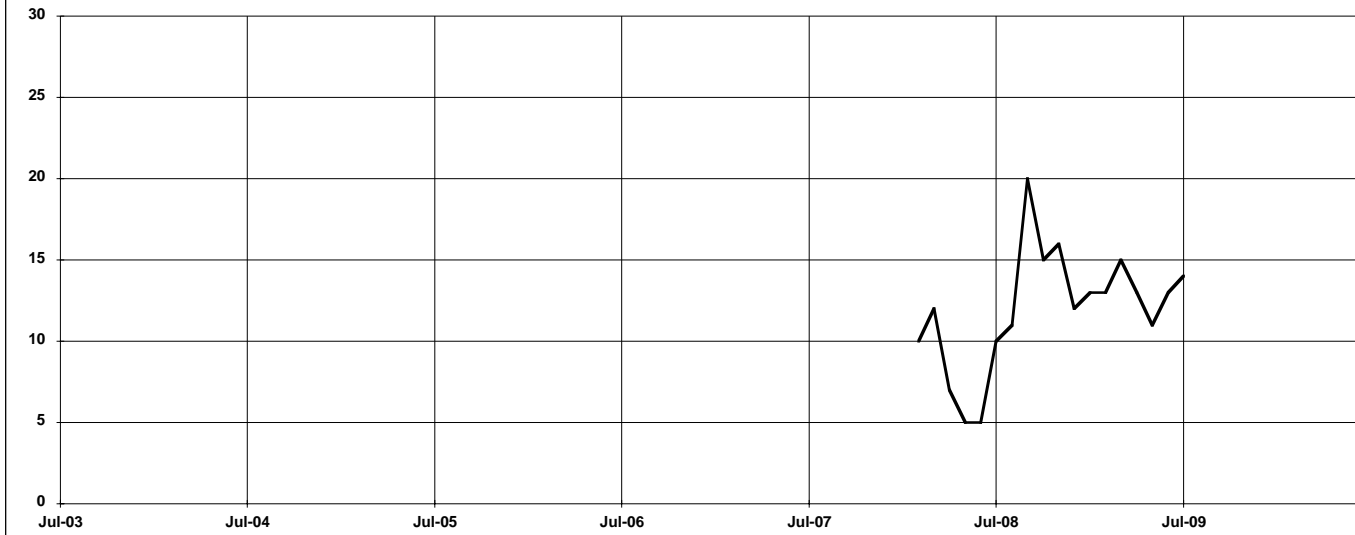
|          | July | August | September | October | November | December | January | February | March | April | May | June | FY Mean |
|----------|------|--------|-----------|---------|----------|----------|---------|----------|-------|-------|-----|------|---------|
| FY 03-04 | 14   | 14     | 14        | 13      | 6        | 7        | 6       | 5        | 7     | 6     | 6   | 7    | 9       |
| FY 04-05 | 6    | 5      | 6         | 5       | 5        | 7        | 7       | 7        | 5     | 6     | 2   | 7    | 6       |
| FY 05-06 | 6    | 10     | 8         | 5       | 3        | 5        | 7       | 6        | 6     | 7     | 5   | 5    | 6       |
| FY 06-07 | 12   | 7      | 3         | 11      | 7        | 3        | 4       | 7        | 5     | 5     | 4   | 1    | 6       |
| FY 07-08 | 7    | 6      | 4         | 7       | 5        | 9        | 8       | 2        | 2     | 2     | 3   | 2    | 5       |
| FY 08-09 | 5    | 4      | 14        | 8       | 9        | 7        | 9       | 5        | 8     | 6     | 6   | 6    | 7       |
| FY 09-10 | 7    |        |           |         |          |          |         |          |       |       |     |      | 7       |

### District 13 Temporary Assistance for Domestic Violence Survivors Cases without Payment



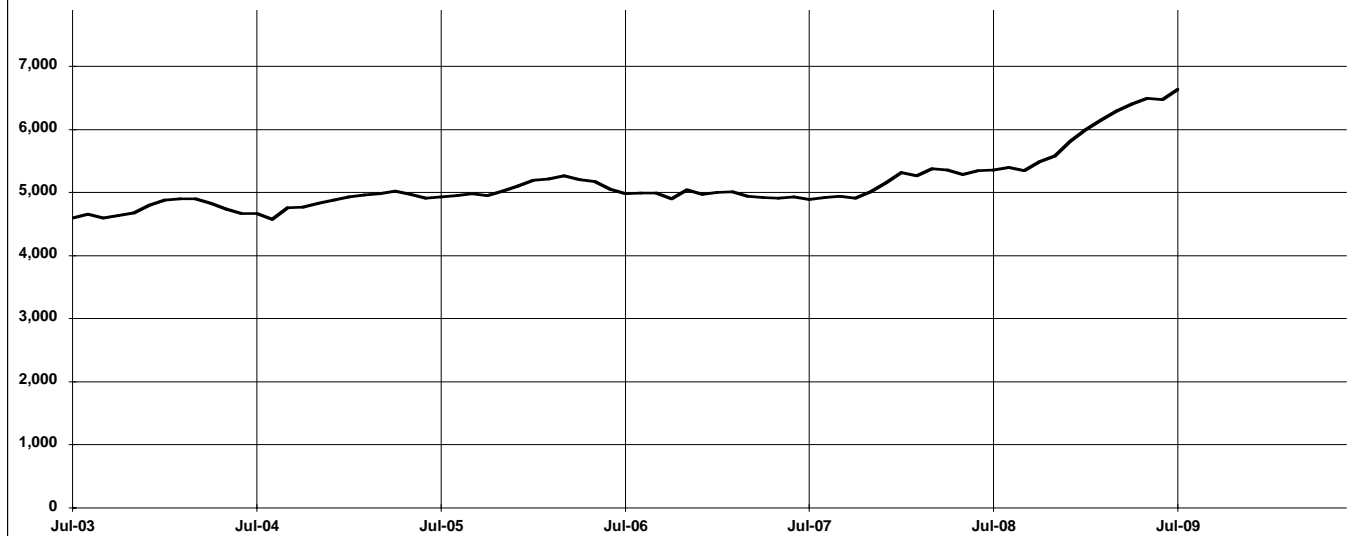
|          | July | August | September | October | November | December | January | February | March | April | May | June | FY Mean |
|----------|------|--------|-----------|---------|----------|----------|---------|----------|-------|-------|-----|------|---------|
| FY 03-04 |      |        |           |         |          |          |         |          |       |       |     |      | 0       |
| FY 04-05 |      |        |           |         |          |          |         |          |       |       |     |      | 0       |
| FY 05-06 |      |        |           |         |          |          |         |          |       |       |     |      | 0       |
| FY 06-07 |      |        |           |         |          |          |         |          |       |       |     |      | 0       |
| FY 07-08 |      |        |           |         |          |          |         | 8        | 10    | 5     | 2   | 3    | 6       |
| FY 08-09 | 5    | 7      | 6         | 7       | 7        | 5        | 4       | 8        | 7     | 7     | 5   | 7    | 6       |
| FY 09-10 | 7    |        |           |         |          |          |         |          |       |       |     |      | 7       |

### District 13 Temporary Assistance for Domestic Violence Survivors Total Cases



|          | July | August | September | October | November | December | January | February | March | April | May | June | FY Mean |
|----------|------|--------|-----------|---------|----------|----------|---------|----------|-------|-------|-----|------|---------|
| FY 03-04 |      |        |           |         |          |          |         |          |       |       |     |      | 0       |
| FY 04-05 |      |        |           |         |          |          |         |          |       |       |     |      | 0       |
| FY 05-06 |      |        |           |         |          |          |         |          |       |       |     |      | 0       |
| FY 06-07 |      |        |           |         |          |          |         |          |       |       |     |      | 0       |
| FY 07-08 |      |        |           |         |          |          |         | 10       | 12    | 7     | 5   | 5    | 8       |
| FY 08-09 | 10   | 11     | 20        | 15      | 16       | 12       | 13      | 13       | 15    | 13    | 11  | 13   | 14      |
| FY 09-10 | 14   |        |           |         |          |          |         |          |       |       |     |      | 14      |

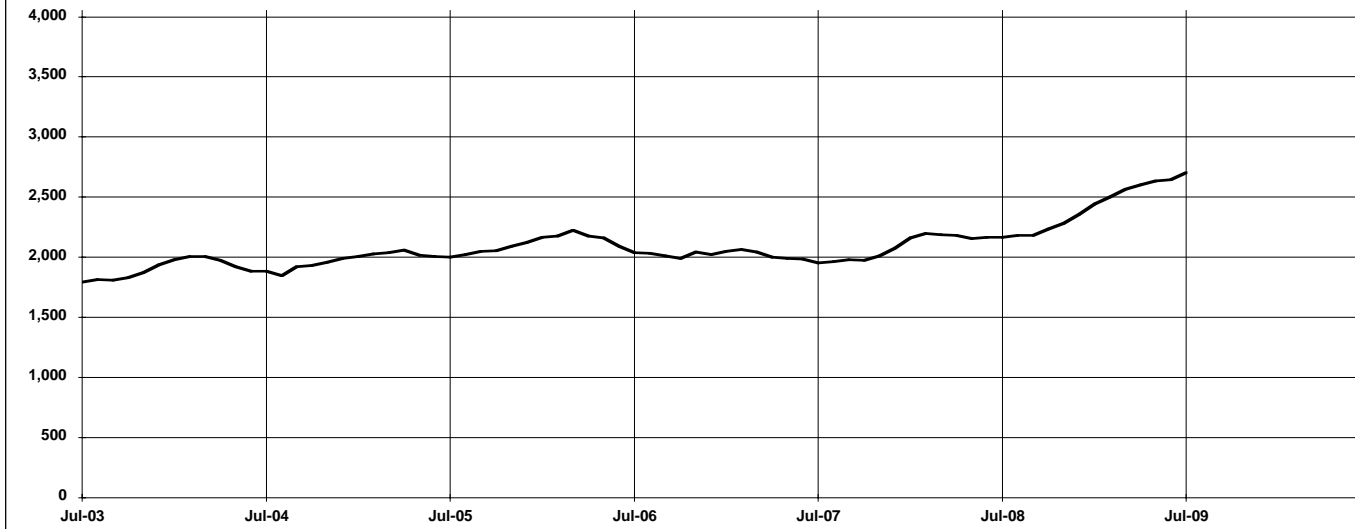
### District 13 Children, Adults and Families (CAF) Total Food Stamp Persons



See Footnote 14B

|          | July  | August | September | October | November | December | January | February | March | April | May   | June  | FY Mean |
|----------|-------|--------|-----------|---------|----------|----------|---------|----------|-------|-------|-------|-------|---------|
| FY 03-04 | 4,599 | 4,655  | 4,599     | 4,638   | 4,675    | 4,799    | 4,884   | 4,896    | 4,902 | 4,829 | 4,738 | 4,664 | 4,740   |
| FY 04-05 | 4,670 | 4,578  | 4,753     | 4,767   | 4,833    | 4,882    | 4,934   | 4,964    | 4,985 | 5,018 | 4,970 | 4,908 | 4,855   |
| FY 05-06 | 4,928 | 4,948  | 4,980     | 4,947   | 5,022    | 5,099    | 5,194   | 5,217    | 5,261 | 5,202 | 5,169 | 5,049 | 5,085   |
| FY 06-07 | 4,977 | 4,986  | 4,988     | 4,902   | 5,039    | 4,966    | 5,003   | 5,014    | 4,939 | 4,920 | 4,909 | 4,932 | 4,965   |
| FY 07-08 | 4,893 | 4,915  | 4,937     | 4,911   | 5,014    | 5,152    | 5,318   | 5,269    | 5,373 | 5,351 | 5,281 | 5,342 | 5,146   |
| FY 08-09 | 5,352 | 5,398  | 5,349     | 5,485   | 5,579    | 5,809    | 5,997   | 6,146    | 6,289 | 6,402 | 6,495 | 6,468 | 5,897   |
| FY 09-10 | 6,632 |        |           |         |          |          |         |          |       |       |       |       | 6,632   |

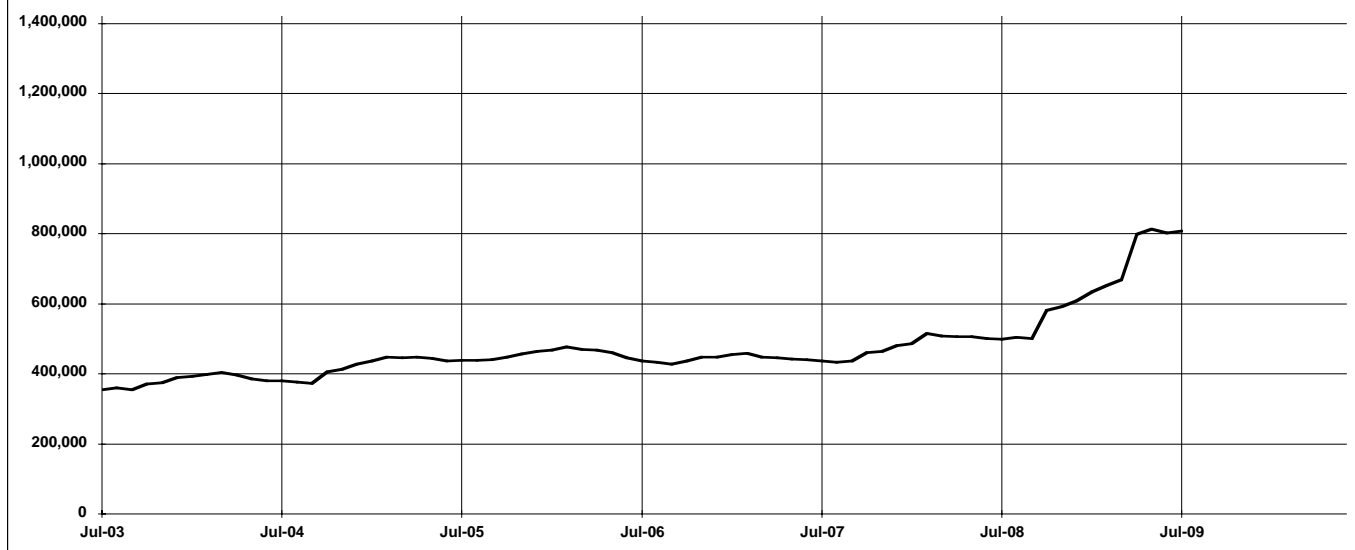
### District 13 CAF Total Food Stamp Households



See Footnote 15A

|          | July  | August | September | October | November | December | January | February | March | April | May   | June  | FY Mean |
|----------|-------|--------|-----------|---------|----------|----------|---------|----------|-------|-------|-------|-------|---------|
| FY 03-04 | 1,792 | 1,814  | 1,812     | 1,831   | 1,876    | 1,935    | 1,980   | 2,008    | 2,007 | 1,975 | 1,920 | 1,883 | 1,903   |
| FY 04-05 | 1,884 | 1,845  | 1,920     | 1,934   | 1,958    | 1,990    | 2,009   | 2,028    | 2,040 | 2,059 | 2,020 | 2,005 | 1,974   |
| FY 05-06 | 2,004 | 2,021  | 2,047     | 2,053   | 2,093    | 2,123    | 2,164   | 2,178    | 2,227 | 2,175 | 2,163 | 2,093 | 2,112   |
| FY 06-07 | 2,040 | 2,035  | 2,013     | 1,990   | 2,044    | 2,025    | 2,047   | 2,065    | 2,044 | 2,000 | 1,991 | 1,985 | 2,023   |
| FY 07-08 | 1,953 | 1,965  | 1,978     | 1,973   | 2,014    | 2,078    | 2,160   | 2,200    | 2,187 | 2,182 | 2,158 | 2,166 | 2,085   |
| FY 08-09 | 2,165 | 2,183  | 2,185     | 2,236   | 2,284    | 2,359    | 2,441   | 2,501    | 2,567 | 2,605 | 2,633 | 2,643 | 2,400   |
| FY 09-10 | 2,704 |        |           |         |          |          |         |          |       |       |       |       | 2,704   |

### District 13 CAF Food Stamp Value of Benefits Issued



See Footnote 15B

|          | July    | August  | September | October | November | December | January | February | March   | April   | May     | June    | FY Mean |
|----------|---------|---------|-----------|---------|----------|----------|---------|----------|---------|---------|---------|---------|---------|
| FY 03-04 | 355,128 | 360,577 | 355,288   | 370,368 | 374,551  | 389,731  | 393,712 | 398,617  | 403,904 | 396,993 | 384,934 | 380,697 | 380,375 |
| FY 04-05 | 379,787 | 375,665 | 372,259   | 405,453 | 412,486  | 427,176  | 437,182 | 447,175  | 446,849 | 447,975 | 443,407 | 437,684 | 419,425 |
| FY 05-06 | 438,647 | 438,839 | 439,778   | 447,197 | 456,249  | 464,055  | 468,439 | 476,594  | 469,577 | 468,253 | 461,414 | 445,358 | 456,200 |
| FY 06-07 | 435,953 | 433,615 | 427,825   | 437,498 | 447,580  | 447,886  | 454,204 | 459,543  | 448,182 | 445,300 | 442,545 | 440,286 | 443,368 |
| FY 07-08 | 436,986 | 433,071 | 436,988   | 461,181 | 463,653  | 480,085  | 486,131 | 514,767  | 507,513 | 506,627 | 506,061 | 501,092 | 477,846 |
| FY 08-09 | 498,654 | 504,860 | 499,949   | 582,090 | 592,472  | 608,156  | 634,479 | 652,364  | 669,395 | 799,179 | 812,503 | 801,654 | 637,980 |
| FY 09-10 | 807,392 |         |           |         |          |          |         |          |         |         |         |         | 807,392 |

## DISTRICT FOOTNOTE APPENDIX

### FOOTNOTE NO.

*"A" denotes the top chart on the page indicated, "B" is the bottom chart.*

- 5B, 6A** The State Family Pre-SSI/SSDI program began October 1, 2007. It provides assistance to those families where one person is applying for SSI or SSDI.
- 6B** The Post-TANF Program started October 1, 2007.
- 7 A** Basic cases with no adult in the grant include the following reasons: no parent household, SSI parent, support sanction, ineligible alien head of household, adults disqualified for either JOBS, mental health, or program violation, and some for which the reason is unknown.
- 9 A** The Pre-TANF Program started July 1997.
- 9 B** The manner of counting participants in the JOBS program changed with July 1997 data. We are now counting all participants instead of only those in federally approved activities. As of January 2008 the data in this report counts the unduplicated number of participants.
- 11 A** In September 2006, the method of reporting placements changed. All placements recorded on this chart are TANF only now. Prior to September 2006, the Food Stamp placements were included with the TANF placements. As of July 1, 2007, the placement criteria changed.
- 11B, 12A** The method of counting day care caseloads/children changed with February 1995 data. In the past, a day care case was counted only if it received a payment. Provider billings often do not directly follow daycare usage, resulting in understated caseloads and child counts. All active cases are now counted, resulting in increased child and case counts, and corresponding decreases in the cost per case and cost per child in all daycare programs. As of October 1, 2007, the Student Block Grant program is no longer included in the Day Care totals. The program was transferred to the Oregon Student Assistance Commission. As of September 2008 the data source for this report was updated to fully include teens in the count.
- 12 B** As of July 1997, JOBS Plus Daycare became a part of Employment Related Day Care.
- 13A, 13B, 14A** There is currently no funding for non-domestic violence Emergency Assistance. TA-DVS (Domestic Violence EA) is still funded. As of February 2008, we began reporting total TA-DVS cases, whether or not they received a payment in the month.
- 14B, 15A, 15B** All food stamp information in this chart book is for Children, Adults and Families only; no information for Seniors and People with Disabilities is included. For statewide food stamp information, see the "State of Oregon Department of Human Services Public Assistance Data Charts Statewide Data" book. District 1 experienced an increase in food stamp cases in December 2007 due to the Disaster Food Stamp Program.

**NOTE:** All expenditures in this book represent payments made during the data month, but may not be for services provided in the data month. Day care payments, especially, may be for services received one or two months prior to the data month shown. Negative expenditure amounts are caused by refunding from prior months' expenditures or by expenditure transfers to optimize certain types of funds.