


PREVAILING WAGE RATES

for

Public Works Contracts in Oregon



OREGON BUREAU OF LABOR AND INDUSTRIES

**Brad Avakian
Commissioner
Bureau of Labor and Industries**

Effective: July 1, 2011

BRAD AVAKIAN
COMMISSIONER



DOUG MCKEAN
Deputy Commissioner

BUREAU OF LABOR AND INDUSTRIES

July 1, 2011

In January and July of each year, the Bureau of Labor and Industries publishes the prevailing wage rates that are required to be paid to workers on non-residential public works projects in the state of Oregon. Quarterly updates are published in April and October.

A separate publication, entitled "Definitions of Covered Occupations for Public Works Contracts in Oregon," provides occupational definitions used to classify the duties performed on public works projects. This publication is available upon request and is also available electronically on the bureau's website at www.oregon.gov/boli.

Also available on the bureau's website is a link to the federal Davis-Bacon rates. This link is posted in order to assist contractors and public agencies in determining which rates to pay on projects in Oregon subject to BOTH the state PWR and federal Davis-Bacon Act. The higher of the wage rates must be paid on such projects.

Unless specifically exempted by state law, prevailing wage rates are the minimum wages that must be paid to all workers employed on all public works. These rates are determined using data collected from a statewide construction industry wage survey of occupations and crafts performing commercial building and heavy and highway construction in 14 geographic regions of the state.

The Construction Industry Occupational Wage Survey conducted in 2010 was a revised survey from those conducted in previous years, and resulted in the collection of over 2.1 million hours of data on which the wage rates in this publication are based. The data collected in the survey is critical in determining wage rates for Oregon workers employed on public works. I understand that completing the survey is a time-consuming task. We will continue to work to make the survey as efficient as possible and minimize the burden on contractors of reporting data.

ORS 279C.830 requires that the applicable wage rates be incorporated into all bid specifications for public works contracts subject to the PWR law. A statement incorporating the applicable prevailing wage rate publication and any amendments thereto or Davis-Bacon wage rate determination into the specifications *by reference* will satisfy these requirements. Such reference must include the title of the applicable wage rates publication or determination and the date of the publication or determination as well as the date of any applicable amendments. A provision that prevailing wage rates must be paid must also appear in the contract.

Generally, the rates in effect at the time the bid specifications are first advertised are those that apply for the duration of the project. There are some exceptions to this rule. For example, if during the bidding process, the prevailing wage rates change, the public agency has the option of amending the bid specifications to reflect such changes. If a Construction Manager/General Contractor (CM/GC) is used on the project, the rates in effect at the time the CM/GC contract becomes a public works contract are the applicable rates to be used for the duration of the project. (See OAR 839-025-0020 for more information.) Note that the applicable rates for purposes of compliance with the federal Davis-Bacon Act may be different than the applicable rates for purposes of compliance with Oregon's prevailing wage rate laws. The effective federal rates will be those as determined under 29 CFR 1.6.

If you have any questions regarding application of the state PWR law or the applicable rates to be paid on any project, contact the bureau's Prevailing Wage Coordinator in Portland at (971) 673-0839.

Brad Avakian
Commissioner
Bureau of Labor and Industries

800 NE Oregon St., Suite 1045 Portland OR 97232-2180 Telephone (971) 673-0761 TDD (971) 673-0766

**TABLE OF CONTENTS
JULY 1, 2011**

How to Look up a Rate/BOLI Offices	1
Public Works Bonds	2
PWR Survey Wage Rate Appeal Process	3
PWR Required Postings	4
Map of Prevailing Wage Rate Regions	5
Occupations by Regions	
Region 1 - Clatsop, Columbia and Tillamook Counties	6-7
Region 2 - Clackamas, Multnomah and Washington Counties	8-9
Region 3 - Polk, Marion and Yamhill Counties	10-11
Region 4 - Benton, Lincoln and Linn Counties	12-13
Region 5 - Lane County	14-15
Region 6 - Douglas County	16-17
Region 7 - Coos and Curry Counties	18-19
Region 8 - Jackson and Josephine Counties	20-21
Region 9 - Hood River, Sherman and Wasco Counties	22-23
Region 10 - Crook, Deschutes and Jefferson Counties	24-25
Region 11 - Klamath and Lake Counties	26-27
Region 12 - Gilliam, Grant, Morrow, Umatilla and Wheeler Counties	28-29
Region 13 - Baker, Union and Wallowa Counties	30-31
Region 14 - Harney and Malheur Counties	32-33
APPENDIX	35-46
List of Ineligible Contractors	47-50
Forms	51

BOLI forms necessary to comply with ORS 279C.800 through ORS 279C.870 may be found in the back of this booklet. Contractors are encouraged to use and keep on file the forms provided as master copies for use on future prevailing wage rate projects.

All of the information in this booklet can be accessed and printed from the Internet at: www.oregon.gov/boli

Pursuant to ORS 279C.800 to ORS 279C.870, the prevailing wage rates contained in this booklet have been adopted for use on public works contracts in Oregon. Additional copies of this booklet are available for \$2.00 each.

HOW TO LOOK UP A RATE

- 1. When was the project first advertised for bid?**
For purposes of compliance with Oregon's prevailing wage rate laws, the rates in effect at the time the bid specifications are first advertised are those that apply for the duration of the project. (See OAR 839-025-0020(6) for information about projects using a CM/GC.)
- 2. What type of work is being performed by the employee?**
Using the booklet, [Definitions of Covered Occupations](#) find the definition that most closely matches the actual work being performed by the worker. If you have any questions about work classifications, contact BOLI at the number below.
- 3. Where is the work being performed – what region?**
Find the occupation in the correct region pages associated with the county where the project construction is taking place.
- 4. Is there a rate listed next to the classification?**
If so, use it. The prevailing wage rate is made up of an hourly base rate and an hourly fringe rate; it is the combination of these two amounts that must be paid to the worker.
- 5. If the book directs you to "See Appendix," go to the back of the book and use the rate listed in the Appendix pages.** It may include a group number and/or zone pay. Zone pay is added to the base rate.
- 6. Apprentices** must be paid the full fringe rate in those regions where the appendix rate does not apply. However, if the book directs you to "See Appendix," and the worker is registered in a bona fide apprenticeship program, **you may contact BOLI at (971) 673-0839** for the applicable hourly fringe rate.
- 7. If you still don't know CALL BOLI at (971) 673-0839.**

For specific information or questions regarding the prevailing wage law, you may obtain a "Prevailing Wage Rate Laws" handbook by contacting the nearest Oregon Bureau of Labor and Industries office listed below. An order form is at the back of the booklet.

BOLI Office Locations		
Eugene	1400 Executive Parkway, Suite 200 Eugene, OR 97401	(541) 686-7623
Portland	800 NE Oregon St., #1045 Portland, OR 97232	(971) 673-0761
Salem	3865 Wolverine St. NE, Bldg. E-1 Salem, OR 97305	(503) 378-3292

PUBLIC WORKS BONDS

EVERY CONTRACTOR AND SUBCONTRACTOR who works on public works projects subject to the prevailing wage rate (PWR) law is required to file a **\$30,000 "PUBLIC WORKS BOND"** with the Construction Contractor's Board (CCB). (ORS 279C.836) This includes flagging and landscaping companies, temporary employment agencies, and sometimes sole proprietors.

- This bond is to be **USED EXCLUSIVELY FOR UNPAID WAGES** determined to be due by the Bureau of Labor and Industries (BOLI).
- The bond **MUST** be filed **BEFORE STARTING WORK** on a prevailing wage rate project.
- The bond is in effect **CONTINUOUSLY** (do not have to have one per project).
- **BEFORE PERMITTING A SUBCONTRACTOR TO START WORK** on a public works project, **CONTRACTORS MUST VERIFY** their subcontractors have either filed the bond, or have elected not to file a public works bond due to a bona fide exemption.
- A public works bond is in addition to any other required bond the contractor or subcontractor is required to obtain.

Exemptions:

- Allowed for contractors that are certified disadvantaged, minority, women or emerging small business enterprises, for the first FOUR years of certification;
 - Exempt contractor must still file written verification of certification with the CCB, and give the CCB written notice that they elect not to file a bond.
- For projects with a total project cost of \$100,000 or less, a public works bond is not required; (Note this is the total project cost, not an individual contract amount.)
- Emergency projects, as defined in ORS 279A.010(f).

ORS 279C.830(3) and (4) require:

That the **specifications** for every contract for public works shall contain a provision stating that the contractor and every subcontractor must have a public works bond filed with the CCB before starting work on the project, unless otherwise exempt.

Every contract awarded by a contracting agency shall contain a provision requiring the contractor:

- To have a public works bond filed with the CCB before starting work on the project, unless otherwise exempt;
- To include in every subcontract a provision requiring the subcontractor to have a public works bond filed with the CCB before starting work on the project unless otherwise exempt.

PWR SURVEY WAGE RATE APPEAL PROCESS

- 1) Anyone wishing to challenge or appeal a survey rate determination should submit their request in writing to the commissioner.
- 2) The appeal should include:
 - a) a complete description of the "problem," including the affected trade(s), and documentation or evidence (if available) supporting why the rate determination is incorrect
 - b) recommendations for how the rate could be more accurately determined.
- 3) The written appeal will be reviewed by the Wage and Hour Division which will recommend to the commissioner a course of action and proposed time frame for addressing the issue (such as a recommendation that further information be obtained, an investigation or study of the matter be conducted, a rate amendment or correction be issued, the next survey be modified, etc.).
- 4) The commissioner will review the division's recommendation and either approve, disapprove or modify the recommendation. (The PWR Advisory Committee may be consulted in some matters as deemed appropriate by the commissioner.)
- 5) The requesting party will be notified of the commissioner's decision.

PWR REQUIRED POSTINGS
ALL CONTRACTORS AND SUBCONTRACTORS

PREVAILING WAGE RATES

Each and every contractor and subcontractor engaged in work on a public works must post the applicable prevailing wage rates for that project in a conspicuous place at the work site so workers have ready access to the information. ORS 279C.840(4); OAR 839-025-0033(1).

DETAILS OF FRINGE BENEFIT PROGRAMS

When a contractor or subcontractor provides for or contributes to a health and welfare plan or a pension plan, or both, for the contractor or subcontractor's employees who are working on a public works project, the details of all fringe benefit plans or programs must be posted on the work site. The posting must include a description of the plan or plans, information about how and where claims can be made and where to obtain more information. The notice must be posted in a conspicuous place at the work site in the same location as the prevailing wage rates (see above). ORS 279C.840(5); OAR 839-025-0033(2)

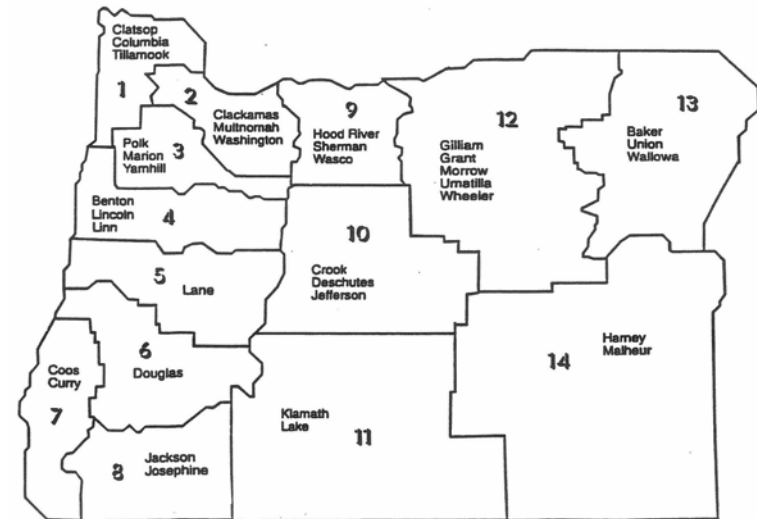
WORK SCHEDULE

Contractors and subcontractors must give workers the regular work schedule (days of the week and number of hours per day) in writing, before beginning work on the project. Contractors and subcontractors may provide the schedule at the time of hire, prior to starting work on the contract, or by posting the schedule in a location frequented by employees, along with the prevailing wage rate information and any fringe benefit information. If an employer fails to give written notice of the worker's schedule, the work schedule will be presumed to be a five-day schedule. The schedule may only be changed if the change is intended to be permanent and is not designed to evade the PWR overtime requirements. ORS 279C.540(2); OAR 839-025-0034.

PREVAILING WAGE RATES

**OCCUPATIONS
BY
REGIONS**

**PREVAILING WAGE RATE
REGIONS**



REGION #1
Clatsop, Columbia and Tillamook Counties

OCCUPATION	PREVAILING WAGE RATE	FRINGE RATE
Asbestos Worker/Insulator	See Appendix	See Appendix
Boilermaker	See Appendix	See Appendix
Bricklayer/Stonemason	See Appendix	See Appendix
Bridge and Highway Carpenter (Carpenter Group 5)	See Appendix	See Appendix
Carpenter Group 1 & 2	See Appendix	See Appendix
Cement Mason	\$25.37	\$13.11
Diver	See Appendix	See Appendix
Divers' Tender	See Appendix	See Appendix
Dredger	See Appendix	See Appendix
Drywall, Lather, Acoustical Carpenter & Ceiling Installer	See Appendix	See Appendix
Drywall Taper (Painter & Drywall Taper)	See Appendix	See Appendix
Electrician	See Appendix	See Appendix
Elevator Constructor, Installer and Mechanic	See Appendix	See Appendix
Fence Constructor (Non-metal)	\$23.44	\$9.10
Fence Erector (Metal)	\$20.00	\$3.38
Flagger	\$21.03	\$10.45
Glazier	\$29.20	\$11.18
Hazardous Materials Handler/Mechanic	\$17.49	\$3.87
Highway and Parking Striper	See Appendix	See Appendix
Ironworker	See Appendix	See Appendix
Laborer Group 1	\$22.62	\$8.70
Laborer Group 2	\$24.25	\$10.01
Laborer Group 3	\$24.18	\$9.33
Laborer Group 4	\$25.29	\$9.52
Laborer Group 5	\$23.05	\$10.34
Landscape Laborer/Technician	\$16.39	\$3.42
Limited Energy Electrician	\$26.41	\$8.48
Line Constructor	See Appendix	See Appendix
Marble Setter	See Appendix	See Appendix
Millwright Group 1 & 2 (Carpenter Group 3 & 4)	See Appendix	See Appendix
Painter	\$20.37	\$6.54
Piledriver	\$32.00	\$13.51
Plasterer and Stucco Mason	\$23.95	\$13.19
Plumber/Pipefitter/Steamfitter (Plumber)	See Appendix	See Appendix
Power Equipment Operator Group 1	See Appendix	See Appendix
Power Equipment Operator Group 1A	See Appendix	See Appendix
Power Equipment Operator Group 1B	See Appendix	See Appendix
Power Equipment Operator Group 2	See Appendix	See Appendix
Power Equipment Operator Group 3	See Appendix	See Appendix
Power Equipment Operator Group 4	See Appendix	See Appendix
Power Equipment Operator Group 5	See Appendix	See Appendix
Power Equipment Operator Group 6	See Appendix	See Appendix

REGION # 1
Clatsop, Columbia and Tillamook Counties

OCCUPATION	PREVAILING WAGE RATE	FRINGE RATE
Roofer	See Appendix	See Appendix
Sheet Metal Worker	\$30.45	\$12.87
Soft Floor Layer	\$23.69	\$9.12
Sprinkler Fitter	See Appendix	See Appendix
Tender to Mason Trades (Brick and Stonemason, Mortar Mixer, Hod Carrier)	See Appendix	See Appendix
Tender to Plasterer and Stucco Mason	\$17.15	\$11.02
Testing, Adjusting, and Balancing (TAB) Technician	\$27.53	\$8.18
Tile Setter/Terrazzo Worker: Hard Tile Setter	\$26.38	\$10.55
Tile, Terrazzo, and Marble Finisher	See Appendix	See Appendix
Truck Driver	\$19.80	\$6.11

Using the booklet, [Definitions of Covered Occupations](#), find the definition that most closely matches the actual work being performed by the worker.

REGION #2
Clackamas, Multnomah and Washington Counties

OCCUPATION	PREVAILING WAGE RATE	FRINGE RATE
Asbestos Worker/Insulator	See Appendix	See Appendix
Boilermaker	\$24.85	\$9.79
Bricklayer/Stonemason	See Appendix	See Appendix
Bridge & Highway Carpenter	\$31.21	\$13.13
Carpenter Group 1 & 2	See Appendix	See Appendix
Cement Mason	See Appendix	See Appendix
Diver	See Appendix	See Appendix
Divers' Tender	See Appendix	See Appendix
Dredger	See Appendix	See Appendix
Drywall, Lather, Acoustical Carpenter & Ceiling Installer	See Appendix	See Appendix
Drywall Taper (Painter & Drywall Taper)	See Appendix	See Appendix
Electrician	See Appendix	See Appendix
Elevator Constructor, Installer and Mechanic	See Appendix	See Appendix
Fence Constructor (Non-metal)	\$23.44	\$9.10
Fence Erector (Metal)	\$20.00	\$3.38
Flagger	\$21.03	\$10.45
Glazier	See Appendix	See Appendix
Hazardous Materials Handler/Mechanic	\$17.49	\$3.87
Highway and Parking Striper	\$26.11	\$8.20
Ironworker	See Appendix	See Appendix
Laborer Group 1	See Appendix	See Appendix
Laborer Group 2	See Appendix	See Appendix
Laborer Group 3	See Appendix	See Appendix
Laborer Group 4	See Appendix	See Appendix
Laborer Group 5	See Appendix	See Appendix
Landscape Laborer/Technician	\$16.39	\$3.42
Limited Energy Electrician	See Appendix	See Appendix
Line Constructor	See Appendix	See Appendix
Marble Setter	\$28.26	\$6.64
Millwright Group 1 & 2 (Carpenter Group 3 & 4)	See Appendix	See Appendix
Painter	See Appendix	See Appendix
Piledriver (Carpenter Group 6)	See Appendix	See Appendix
Plasterer and Stucco Mason	\$23.95	\$13.19
Plumber/Pipefitter/Steamfitter (Plumber)	See Appendix	See Appendix
Power Equipment Operator Group 1	See Appendix	See Appendix
Power Equipment Operator Group 1A	See Appendix	See Appendix
Power Equipment Operator Group 1B	See Appendix	See Appendix
Power Equipment Operator Group 2	See Appendix	See Appendix
Power Equipment Operator Group 3	See Appendix	See Appendix
Power Equipment Operator Group 4	See Appendix	See Appendix
Power Equipment Operator Group 5	See Appendix	See Appendix
Power Equipment Operator Group 6	See Appendix	See Appendix

REGION #2
Clackamas, Multnomah, and Washington Counties

OCCUPATION	PREVAILING WAGE RATE	FRINGE RATE
Roofer	\$22.25	\$7.46
Sheet Metal Worker	See Appendix	See Appendix
Soft Floor Layer	\$23.69	\$9.12
Sprinkler Fitter	See Appendix	See Appendix
Tenders to Mason Trades (Brick and Stonemason, Mortar Mixer, Hod Carrier)	See Appendix	See Appendix
Tender to Plasterer and Stucco Mason	\$17.15	\$11.02
Testing, Adjusting, and Balancing (TAB) Technician	\$27.53	\$8.18
Tile Setter/Terrazzo Worker: Hard Tile Setter	See Appendix	See Appendix
Tile, Terrazzo, and Marble Finisher	See Appendix	See Appendix
Truck Driver	\$19.80	\$6.11

Using the booklet, [Definitions of Covered Occupations](#), find the definition that most closely matches the actual work being performed by the worker.

REGION #3
Marion, Polk and Yamhill Counties

OCCUPATION	PREVAILING WAGE RATE	FRINGE RATE
Asbestos Worker/Insulator	See Appendix	See Appendix
Boilermaker	See Appendix	See Appendix
Bricklayer/Stonemason	See Appendix	See Appendix
Bridge and Highway Carpenter	\$31.21	\$13.13
Carpenter Group 1 & 2	See Appendix	See Appendix
Cement Mason	\$25.37	\$13.11
Diver	See Appendix	See Appendix
Divers' Tender	See Appendix	See Appendix
Dredger	See Appendix	See Appendix
Drywall, Lather, Acoustical Carpenter & Ceiling Installer	See Appendix	See Appendix
Drywall Taper (Painter & Drywall Taper)	See Appendix	See Appendix
Electrician	See Appendix	See Appendix
Elevator Constructor, Installer and Mechanic	See Appendix	See Appendix
Fence Constructor (Non-metal)	\$23.44	\$9.10
Fence Erector (Metal)	\$20.00	\$3.38
Flagger	\$21.03	\$10.45
Glazier	See Appendix	See Appendix
Hazardous Materials Handler/Mechanic	\$17.49	\$3.87
Highway and Parking Striper	\$26.11	\$8.20
Ironworker	See Appendix	See Appendix
Laborer Group 1	\$22.62	\$8.70
Laborer Group 2	\$24.25	\$10.01
Laborer Group 3	\$24.18	\$9.33
Laborer Group 4	\$25.29	\$9.52
Laborer Group 5	\$23.05	\$10.34
Landscape Laborer/Technician	\$16.39	\$3.42
Limited Energy Electrician	\$26.41	\$8.48
Line Constructor	See Appendix	See Appendix
Marble Setter	\$28.26	\$6.64
Millwright Group 1 & 2	\$29.32	\$10.68
Painter	\$20.37	\$6.54
Piledriver (Carpenter Group 6)	See Appendix	See Appendix
Plasterer and Stucco Mason	See Appendix	See Appendix
Plumber/Pipefitter/Steamfitter (Plumber)	See Appendix	See Appendix
Power Equipment Operator Group 1	See Appendix	See Appendix
Power Equipment Operator Group 1A	See Appendix	See Appendix
Power Equipment Operator Group 1B	See Appendix	See Appendix
Power Equipment Operator Group 2	See Appendix	See Appendix
Power Equipment Operator Group 3	See Appendix	See Appendix
Power Equipment Operator Group 4	See Appendix	See Appendix
Power Equipment Operator Group 5	See Appendix	See Appendix
Power Equipment Operator Group 6	See Appendix	See Appendix

REGION #3
Marion, Polk and Yamhill Counties

OCCUPATION	PREVAILING WAGE RATE	FRINGE RATE
Roofer	See Appendix	See Appendix
Sheet Metal Worker	See Appendix	See Appendix
Soft Floor Layer	\$23.69	\$9.12
Sprinkler Fitter	See Appendix	See Appendix
Tender to Mason Trades (Brick and Stonemason, Mortar Mixer, Hod Carrier)	See Appendix	See Appendix
Tender to Plasterer and Stucco Mason	\$17.15	\$11.02
Testing, Adjusting, and Balancing (TAB) Technician (Sheet Metal Worker or Plumber/Pipefitter/Steamfitter)	See Appendix	See Appendix
Tile Setter/Terrazzo Worker: Hard Tile Setter	\$26.38	\$10.55
Tile, Terrazzo, and Marble Finisher	See Appendix	See Appendix
Truck Driver	\$19.80	\$6.11

Using the booklet, [Definitions of Covered Occupations](#), find the definition that most closely matches the actual work being performed by the worker.

REGION #4
Benton, Lincoln and Linn Counties

OCCUPATION	PREVAILING WAGE RATE	FRINGE RATE
Asbestos Worker/Insulator	See Appendix	See Appendix
Boilermaker	See Appendix	See Appendix
Bricklayer/Stonemason	See Appendix	See Appendix
Bridge and Highway Carpenter	\$31.21	\$13.13
Carpenter Group 1 & 2	See Appendix	See Appendix
Cement Mason	\$25.37	\$13.11
Diver	See Appendix	See Appendix
Divers' Tender	See Appendix	See Appendix
Dredger	See Appendix	See Appendix
Drywall, Lather, Acoustical Carpenter & Ceiling Installer	\$29.50	\$13.13
Drywall Taper	\$27.54	\$11.83
Electrician	See Appendix	See Appendix
Elevator Constructor, Installer and Mechanic	See Appendix	See Appendix
Fence Constructor (Non-metal)	\$23.44	\$9.10
Fence Erector (Metal)	\$20.00	\$3.38
Flagger	\$21.03	\$10.45
Glazier	See Appendix	See Appendix
Hazardous Materials Handler/Mechanic	\$17.49	\$3.87
Highway and Parking Striper	\$26.11	\$8.20
Ironworker	\$30.76	\$13.54
Laborer Group 1	\$22.62	\$8.70
Laborer Group 2	\$24.25	\$10.01
Laborer Group 3	\$24.18	\$9.33
Laborer Group 4	\$25.29	\$9.52
Laborer Group 5	\$23.05	\$10.34
Landscape Laborer/Technician	\$16.39	\$3.42
Limited Energy Electrician	\$26.41	\$8.48
Line Constructor	See Appendix	See Appendix
Marble Setter	See Appendix	See Appendix
Millwright Group 1 & 2	\$29.32	\$10.68
Painter	\$20.37	\$6.54
Piledriver	\$32.00	\$13.51
Plasterer and Stucco Mason	\$23.95	\$13.19
Plumber/Pipefitter/Steamfitter (Plumber)	\$35.80	\$16.11
Power Equipment Operator Group 1	See Appendix	See Appendix
Power Equipment Operator Group 1A	See Appendix	See Appendix
Power Equipment Operator Group 1B	See Appendix	See Appendix
Power Equipment Operator Group 2	See Appendix	See Appendix
Power Equipment Operator Group 3	See Appendix	See Appendix
Power Equipment Operator Group 4	See Appendix	See Appendix
Power Equipment Operator Group 5	See Appendix	See Appendix
Power Equipment Operator Group 6	See Appendix	See Appendix

REGION #4
Benton, Lincoln and Linn Counties

OCCUPATION	PREVAILING WAGE RATE	FRINGE RATE
Roofer	\$22.25	\$7.46
Sheet Metal Worker	See Appendix	See Appendix
Soft Floor Layer	\$23.69	\$9.12
Sprinkler Fitter	\$29.78	\$12.38
Tenders to Mason Trades (Brick and Stonemason, Mortar Mixer, Hod Carrier)	See Appendix	See Appendix
Tender to Plasterer and Stucco Mason	\$17.15	\$11.02
Testing, Adjusting, and Balancing (TAB) Technician	\$27.53	\$8.18
Tile Setter/Terrazzo Worker: Hard Tile Setter	\$26.38	\$10.55
Tile, Terrazzo, and Marble Finisher	See Appendix	See Appendix
Truck Driver	\$19.80	\$6.11

Using the booklet, [Definitions of Covered Occupations](#), find the definition that most closely matches the actual work being performed by the worker.

REGION #5
Lane County

OCCUPATION	PREVAILING WAGE RATE	FRINGE RATE
Asbestos Worker/Insulator	See Appendix	See Appendix
Boilermaker	See Appendix	See Appendix
Bricklayer/Stonemason	See Appendix	See Appendix
Bridge and Highway Carpenter	\$31.21	\$13.13
Carpenter Group 1 & 2	See Appendix	See Appendix
Cement Mason	\$25.37	\$13.11
Diver	See Appendix	See Appendix
Divers' Tender	See Appendix	See Appendix
Dredger	See Appendix	See Appendix
Drywall, Lather, Acoustical Carpenter & Ceiling Installer	See Appendix	See Appendix
Drywall Taper (Painter & Drywall Taper)	See Appendix	See Appendix
Electrician	See Appendix	See Appendix
Elevator Constructor, Installer and Mechanic	See Appendix	See Appendix
Fence Constructor (Non-metal)	\$23.44	\$9.10
Fence Erector (Metal)	\$20.00	\$3.38
Flagger	\$21.03	\$10.45
Glazier	See Appendix	See Appendix
Hazardous Materials Handler/Mechanic	\$17.49	\$3.87
Highway and Parking Striper	\$26.11	\$8.20
Ironworker	See Appendix	See Appendix
Laborer Group 1	See Appendix	See Appendix
Laborer Group 2	See Appendix	See Appendix
Laborer Group 3	See Appendix	See Appendix
Laborer Group 4	See Appendix	See Appendix
Laborer Group 5	See Appendix	See Appendix
Landscape Laborer/Technician	\$16.39	\$3.42
Limited Energy Electrician	\$26.41	\$8.48
Line Constructor	See Appendix	See Appendix
Marble Setter	See Appendix	See Appendix
Millwright Group 1 & 2	\$29.32	\$10.68
Painter	\$20.37	\$6.54
Piledriver (Carpenter Group 6)	See Appendix	See Appendix
Plasterer and Stucco Mason	\$23.95	\$13.19
Plumber/Pipefitter/Steamfitter (Plumber)	See Appendix	See Appendix
Power Equipment Operator Group 1	See Appendix	See Appendix
Power Equipment Operator Group 1A	See Appendix	See Appendix
Power Equipment Operator Group 1B	See Appendix	See Appendix
Power Equipment Operator Group 2	See Appendix	See Appendix
Power Equipment Operator Group 3	See Appendix	See Appendix
Power Equipment Operator Group 4	See Appendix	See Appendix
Power Equipment Operator Group 5	See Appendix	See Appendix
Power Equipment Operator Group 6	See Appendix	See Appendix

REGION #5
Lane County

OCCUPATION	PREVAILING WAGE RATE	FRINGE RATE
Roofer	\$22.25	\$7.46
Sheet Metal Worker	\$30.45	\$12.87
Soft Floor Layer	\$23.69	\$9.12
Sprinkler Fitter	\$29.78	\$12.38
Tender to Mason Trades (Brick and Stonemason, Mortar Mixer, Hod Carrier)	See Appendix	See Appendix
Tender to Plasterer and Stucco Mason	\$17.15	\$11.02
Testing, Adjusting, and Balancing (TAB) Technician	\$27.53	\$8.18
Tile Setter/Terrazzo Worker: Hard Tile Setter	See Appendix	See Appendix
Tile, Terrazzo, and Marble Finisher	See Appendix	See Appendix
Truck Driver	\$19.80	\$6.11

Using the booklet, [Definitions of Covered Occupations](#), find the definition that most closely matches the actual work being performed by the worker.

REGION #6
Douglas County

OCCUPATION	PREVAILING WAGE RATE	FRINGE RATE
Asbestos Worker/Insulator	See Appendix	See Appendix
Boilermaker	See Appendix	See Appendix
Bricklayer/Stonemason	See Appendix	See Appendix
Bridge and Highway Carpenter (Carpenter Group 5)	See Appendix	See Appendix
Carpenter Group 1 & 2	\$28.45	\$10.48
Cement Mason	\$25.37	\$13.11
Diver	See Appendix	See Appendix
Divers' Tender	See Appendix	See Appendix
Dredger	See Appendix	See Appendix
Drywall, Lather, Acoustical Carpenter & Ceiling Installer	See Appendix	See Appendix
Drywall Taper (Painter & Drywall Taper)	See Appendix	See Appendix
Electrician	\$34.81	\$13.51
Elevator Constructor, Installer and Mechanic	See Appendix	See Appendix
Fence Constructor (Non-metal)	\$23.44	\$9.10
Fence Erector (Metal)	\$20.00	\$3.38
Flagger	\$21.03	\$10.45
Glazier	\$29.20	\$11.18
Hazardous Material Handler/Mechanic	\$17.49	\$3.87
Highway and Parking Striper	See Appendix	See Appendix
Ironworker	See Appendix	See Appendix
Laborer Group 1	See Appendix	See Appendix
Laborer Group 2	See Appendix	See Appendix
Laborer Group 3	See Appendix	See Appendix
Laborer Group 4	See Appendix	See Appendix
Laborer Group 5	See Appendix	See Appendix
Landscape Laborer/Technician	\$16.39	\$3.42
Limited Energy Electrician	\$26.41	\$8.48
Line Constructor	See Appendix	See Appendix
Marble Setter	See Appendix	See Appendix
Millwright Group 1 & 2	\$29.32	\$10.68
Painter	\$20.37	\$6.54
Piledriver (Carpenter Group 6)	See Appendix	See Appendix
Plasterer and Stucco Mason	See Appendix	See Appendix
Plumber/Pipefitter/Steamfitter	\$35.80	\$16.11
Power Equipment Operator Group 1	See Appendix	See Appendix
Power Equipment Operator Group 1A	See Appendix	See Appendix
Power Equipment Operator Group 1B	See Appendix	See Appendix
Power Equipment Operator Group 2	See Appendix	See Appendix
Power Equipment Operator Group 3	See Appendix	See Appendix
Power Equipment Operator Group 4	See Appendix	See Appendix
Power Equipment Operator Group 5	See Appendix	See Appendix
Power Equipment Operator Group 6	See Appendix	See Appendix

REGION #6
Douglas County

OCCUPATION	PREVAILING WAGE RATE	FRINGE RATE
Roofer	See Appendix	See Appendix
Sheet Metal Worker	See Appendix	See Appendix
Soft Floor Layer	\$23.69	\$9.12
Sprinkler Fitter	See Appendix	See Appendix
Tender to Mason Trades (Brick and Stonemason, Mortar Mixer, Hod Carrier)	\$26.06	\$10.71
Tender to Plasterer and Stucco Mason	See Appendix	See Appendix
Testing, Adjusting, and Balancing (TAB) Technician	\$27.53	\$8.18
Tile Setter/Terrazzo Worker: Hard Tile Setter	\$26.38	\$10.55
Tile, Terrazzo, and Marble Finisher	See Appendix	See Appendix
Truck Driver	\$19.80	\$6.11

Using the booklet, [Definitions of Covered Occupations](#), find the definition that most closely matches the actual work being performed by the worker.

REGION #7
Coos and Curry Counties

OCCUPATION	PREVAILING WAGE RATE	FRINGE RATE
Asbestos Worker/Insulator	See Appendix	See Appendix
Boilermaker	See Appendix	See Appendix
Bricklayer/Stonemason	See Appendix	See Appendix
Bridge and Highway Carpenter (Carpenter Group 5)	See Appendix	See Appendix
Carpenter Group 1 & 2	\$28.45	\$10.48
Cement Mason	\$25.37	13.11
Diver	See Appendix	See Appendix
Divers' Tender	See Appendix	See Appendix
Dredger	See Appendix	See Appendix
Drywall, Lather, Acoustical Carpenter & Ceiling Installer	\$29.50	\$13.13
Drywall Taper	\$27.54	\$11.83
Electrician	See Appendix	See Appendix
Elevator Constructor, Installer and Mechanic	See Appendix	See Appendix
Fence Constructor (Non-metal)	\$23.44	\$9.10
Fence Erector (Metal)	\$20.00	\$3.38
Flagger	\$21.03	\$10.45
Glazier	See Appendix	See Appendix
Hazardous Materials Handler/Mechanic	\$17.49	\$3.87
Highway and Parking Striper	See Appendix	See Appendix
Ironworker	\$30.76	\$13.54
Laborer Group 1	See Appendix	See Appendix
Laborer Group 2	See Appendix	See Appendix
Laborer Group 3	See Appendix	See Appendix
Laborer Group 4	See Appendix	See Appendix
Laborer Group	See Appendix	See Appendix
Landscape Laborer/Technician	\$16.39	\$3.42
Limited Energy Electrician	See Appendix	See Appendix
Line Constructor	See Appendix	See Appendix
Marble Setter	See Appendix	See Appendix
Millwright Group 1 & 2	\$29.32	\$10.68
Painter	\$20.37	\$6.54
Piledriver	\$32.00	\$13.51
Plasterer and Stucco Mason	See Appendix	See Appendix
Plumber/Pipefitter/Steamfitter (Plumber)	See Appendix	See Appendix
Power Equipment Operator Group 1	See Appendix	See Appendix
Power Equipment Operator Group 1A	See Appendix	See Appendix
Power Equipment Operator Group 1B	See Appendix	See Appendix
Power Equipment Operator Group 2	See Appendix	See Appendix
Power Equipment Operator Group 3	See Appendix	See Appendix
Power Equipment Operator Group 4	See Appendix	See Appendix
Power Equipment Operator Group 5	See Appendix	See Appendix
Power Equipment Operator Group 6	See Appendix	See Appendix

REGION #7
Coos and Curry Counties

OCCUPATION	PREVAILING WAGE RATE	FRINGE RATE
Roofer	\$22.25	\$7.46
Sheet Metal Worker	See Appendix	See Appendix
Soft Floor Layer	\$23.69	\$9.12
Sprinkler Fitter	\$29.78	\$12.38
Tender to Mason Trades (Brick and Stonemason, Mortar Mixer, Hod Carrier)	\$26.06	\$10.71
Tender to Plasterer and Stucco Mason	See Appendix	See Appendix
Testing, Adjusting, and Balancing (TAB) Technician	\$27.53	\$8.18
Tile Setter/Terrazzo Worker: Hard Tile Setter	\$26.38	\$10.55
Tile, Terrazzo, and Marble Finisher	See Appendix	See Appendix
Truck Driver\$	\$19.80	\$6.11

Using the booklet, [Definitions of Covered Occupations](#), find the definition that most closely matches the actual work being performed by the worker.

REGION #8
Jackson and Josephine Counties

OCCUPATION	PREVAILING WAGE RATE	FRINGE RATE
Asbestos Worker/Insulator	See Appendix	See Appendix
Boilermaker	See Appendix	See Appendix
Bricklayer/Stonemason	\$28.46	\$16.43
Bridge and Highway Carpenter (Carpenter Group 5)	See Appendix	See Appendix
Carpenter Group 1 & 2	\$28.45	\$10.48
Cement Mason	\$25.37	\$13.11
Diver	See Appendix	See Appendix
Divers' Tender	See Appendix	See Appendix
Dredger	See Appendix	See Appendix
Drywall, Lather, Acoustical Carpenter & Ceiling Installer	\$29.50	\$13.13
Drywall Taper	\$27.54	\$11.83
Electrician	See Appendix	See Appendix
Elevator Constructor, Installer and Mechanic	See Appendix	See Appendix
Fence Constructor (Non-metal)	\$23.44	\$9.10
Fence Erector (Metal)	\$20.00	\$3.38
Flagger	\$21.03	\$10.45
Glazier	\$29.20	\$11.18
Hazardous Materials Handler/Mechanic	\$17.49	\$3.87
Highway and Parking Striper	\$26.11	\$8.20
Ironworker	See Appendix	See Appendix
Laborer Group 1	\$22.62	\$8.70
Laborer Group 2	\$24.25	\$10.01
Laborer Group 3	\$24.18	\$9.33
Laborer Group 4	\$25.29	\$9.52
Laborer Group 5	\$23.05	\$10.34
Landscape Laborer/Technician	\$16.39	\$3.42
Limited Energy Electrician	\$26.41	\$8.48
Line Constructor	See Appendix	See Appendix
Marble Setter	See Appendix	See Appendix
Millwright Group 1 & 2	\$29.32	\$10.68
Painter	\$20.37	\$6.54
Piledriver	\$32.00	\$13.51
Plasterer and Stucco Mason	See Appendix	See Appendix
Plumber/Pipefitter/Steamfitter (Plumber)	See Appendix	See Appendix
Power Equipment Operator Group 1	See Appendix	See Appendix
Power Equipment Operator Group 1A	See Appendix	See Appendix
Power Equipment Operator Group 1B	See Appendix	See Appendix
Power Equipment Operator Group 2	See Appendix	See Appendix
Power Equipment Operator Group 3	See Appendix	See Appendix
Power Equipment Operator Group 4	See Appendix	See Appendix
Power Equipment Operator Group 5	See Appendix	See Appendix
Power Equipment Operator Group 6	See Appendix	See Appendix

REGION #8
Jackson and Josephine Counties

OCCUPATION	PREVAILING WAGE RATE	FRINGE RATE
Roofer	\$22.25	\$7.46
Sheet Metal Worker	\$30.45	\$12.87
Soft Floor Layer	\$23.69	\$9.12
Sprinkler Fitter	\$29.78	\$12.38
Tender to Mason Trades (Brick and Stonemason, Mortar Mixer, Hod Carrier)	\$26.06	\$10.71
Tender to Plasterer and Stucco Mason	See Appendix	See Appendix
Testing, Adjusting, and Balancing (TAB) Technician	\$27.53	\$8.18
Tile Setter/Terrazzo Worker: Hard Tile Setter	\$26.38	\$10.55
Tile, Terrazzo, and Marble Finisher	See Appendix	See Appendix
Truck Driver	\$19.80	\$6.11

Using the booklet, [Definitions of Covered Occupations](#), find the definition that most closely matches the actual work being performed by the worker.

REGION #9
Hood River, Sherman and Wasco Counties

OCCUPATION	PREVAILING WAGE RATE	FRINGE RATE
Asbestos Worker/Insulator	See Appendix	See Appendix
Boilermaker	See Appendix	See Appendix
Bricklayer/Stonemason	See Appendix	See Appendix
Bridge and Highway Carpenter (Carpenter Group 5)	See Appendix	See Appendix
Carpenter Group 1 & 2	\$28.45	\$10.48
Cement Mason	\$25.37	\$13.11
Diver	See Appendix	See Appendix
Divers' Tender	See Appendix	See Appendix
Dredger	See Appendix	See Appendix
Drywall, Lather, Acoustical Carpenter & Ceiling Installer	See Appendix	See Appendix
Drywall Taper (Painter & Drywall Taper)	See Appendix	See Appendix
Electrician	See Appendix	See Appendix
Elevator Constructor, Installer and Mechanic	See Appendix	See Appendix
Fence Constructor (Non-metal)	\$23.44	\$9.10
Fence Erector (Metal)	\$20.00	\$3.38
Flagger	\$21.03	\$10.45
Glazier	\$29.20	\$11.18
Hazardous Materials Handler/Mechanic	\$17.49	\$3.87
Highway and Parking Striper	\$26.11	\$8.20
Ironworker	See Appendix	See Appendix
Laborer Group 1	See Appendix	See Appendix
Laborer Group 2	See Appendix	See Appendix
Laborer Group 3	See Appendix	See Appendix
Laborer Group 4	See Appendix	See Appendix
Laborer Group 5	See Appendix	See Appendix
Landscape Laborer/Technician	\$16.39	\$3.42
Limited Energy Electrician	\$26.41	\$8.48
Line Constructor	See Appendix	See Appendix
Marble Setter	See Appendix	See Appendix
Millwright Group 1 & 2 (Carpenter Group 3 & 4)	See Appendix	See Appendix
Painter	\$20.37	\$6.54
Piledriver (Carpenter Group 6)	See Appendix	See Appendix
Plasterer and Stucco Mason	\$23.95	\$13.19
Plumber/Pipefitter/Steamfitter (Plumber)	See Appendix	See Appendix
Power Equipment Operator Group 1	See Appendix	See Appendix
Power Equipment Operator Group 1A	See Appendix	See Appendix
Power Equipment Operator Group 1B	See Appendix	See Appendix
Power Equipment Operator Group 2	See Appendix	See Appendix
Power Equipment Operator Group 3	See Appendix	See Appendix
Power Equipment Operator Group 4	See Appendix	See Appendix
Power Equipment Operator Group 5	See Appendix	See Appendix
Power Equipment Operator Group 6	See Appendix	See Appendix

REGION #9
Hood River, Sherman and Wasco Counties

OCCUPATION	PREVAILING WAGE RATE	FRINGE RATE
Roofer	See Appendix	See Appendix
Sheet Metal Worker	\$30.45	\$12.87
Soft Floor Layer	See Appendix	See Appendix
Sprinkler Fitter	See Appendix	See Appendix
Tender to Mason Trades (Brick and Stonemason, Mortar Mixer, Hod Carrier)	\$26.06	\$10.71
Tender to Plasterer and Stucco Mason	\$17.15	\$11.02
Testing, Adjusting, and Balancing (TAB) Technician	\$27.53	\$8.18
Tile Setter/Terrazzo Worker: Hard Tile Setter	\$26.38	\$10.55
Tile, Terrazzo, and Marble Finisher	See Appendix	See Appendix
Truck Driver	\$19.80	\$6.11

Using the booklet, [Definitions of Covered Occupations](#), find the definition that most closely matches the actual work being performed by the worker.

REGION #10
Crook, Deschutes and Jefferson Counties

OCCUPATION	PREVAILING WAGE RATE	FRINGE RATE
Asbestos Worker/Insulator	See Appendix	See Appendix
Boilermaker	See Appendix	See Appendix
Bricklayer/Stonemason	See Appendix	See Appendix
Bridge and Highway Carpenter	\$31.21	\$13.13
Carpenter Group 1 & 2	\$28.45	\$10.48
Cement Mason	\$25.37	\$13.11
Diver	See Appendix	See Appendix
Divers' Tender	See Appendix	See Appendix
Dredger	See Appendix	See Appendix
Drywall, Lather, Acoustical Carpenter & Ceiling Installer	See Appendix	See Appendix
Drywall Taper	\$27.54	\$11.83
Electrician	\$34.81	\$13.51
Elevator Constructor, Installer and Mechanic	See Appendix	See Appendix
Fence Constructor (Non-metal)	\$23.44	\$9.10
Fence Erector (Metal)	\$20.00	\$3.38
Flagger	\$21.03	\$10.45
Glazier	\$29.20	\$11.18
Hazardous Materials Handler/Mechanic	\$17.49	\$3.87
Highway and Parking Striper	\$26.11	\$8.20
Ironworker	See Appendix	See Appendix
Laborer Group 1	\$22.62	\$8.70
Laborer Group 2	\$24.25	\$10.01
Laborer Group 3	\$24.18	\$9.33
Laborer Group 4	\$25.29	\$9.52
Laborer Group 5	\$23.05	\$10.34
Landscape Laborer/Technician	\$16.39	\$3.42
Limited Energy Electrician	\$26.41	\$8.48
Line Constructor	See Appendix	See Appendix
Marble Setter	\$28.26	\$6.64
Millwright Group 1 & 2	\$29.32	\$10.68
Painter	\$20.37	\$6.54
Piledriver	\$32.00	\$13.51
Plasterer and Stucco Mason	\$23.95	\$13.19
Plumber/Pipefitter/Steamfitter (Plumber)	See Appendix	See Appendix
Power Equipment Operator Group 1	See Appendix	See Appendix
Power Equipment Operator Group 1A	See Appendix	See Appendix
Power Equipment Operator Group 1B	See Appendix	See Appendix
Power Equipment Operator Group 2	See Appendix	See Appendix
Power Equipment Operator Group 3	See Appendix	See Appendix
Power Equipment Operator Group 4	See Appendix	See Appendix
Power Equipment Operator Group 5	See Appendix	See Appendix
Power Equipment Operator Group 6	See Appendix	See Appendix

REGION #10
Crook, Deschutes and Jefferson Counties

OCCUPATION	PREVAILING WAGE RATE	FRINGE RATE
Roofer	\$22.25	\$7.46
Sheet Metal Worker	\$30.45	\$12.87
Soft Floor Layer	\$23.69	\$9.12
Sprinkler Fitter	\$29.78	\$12.38
Tender to Mason Trades (Brick and Stonemason, Mortar Mixer, Hod Carrier)	\$26.06	\$10.71
Tender to Plasterer and Stucco Mason	\$17.15	\$11.02
Testing, Adjusting, and Balancing (TAB) Technician	\$27.53	\$8.18
Tile Setter/Terrazzo Worker: Hard Tile Setter	\$26.38	\$10.55
Tile, Terrazzo, and Marble Finisher	See Appendix	See Appendix
Truck Driver	\$19.80	\$6.11

Using the booklet, [Definitions of Covered Occupations](#), find the definition that most closely matches the actual work being performed by the worker.

REGION #11
Klamath and Lake Counties

OCCUPATION	PREVAILING WAGE RATE	FRINGE RATE
Asbestos Worker/Insulator	See Appendix	See Appendix
Boilermaker	See Appendix	See Appendix
Bricklayer/Stonemason	See Appendix	See Appendix
Bridge and Highway Carpenter	\$31.21	\$13.13
Carpenter Group 1 & 2	\$28.45	\$10.48
Cement Mason	\$25.37	\$13.11
Diver	See Appendix	See Appendix
Divers' Tender	See Appendix	See Appendix
Dredger	See Appendix	See Appendix
Drywall, Lather, Acoustical Carpenter & Ceiling Installer	\$29.50	\$13.13
Drywall Taper	\$27.54	\$11.83
Electrician	See Appendix	See Appendix
Elevator Constructor, Installer and Mechanic	See Appendix	See Appendix
Fence Constructors (Non-metal)	\$23.44	\$9.10
Fence Erector (Metal)	\$20.00	\$3.38
Flagger	\$21.03	\$10.45
Glazier	\$29.20	\$11.18
Hazardous Materials Handler/Mechanic	\$17.49	\$3.87
Highway and Parking Striper	See Appendix	See Appendix
Ironworker	\$30.76	\$13.54
Laborer Group 1	See Appendix	See Appendix
Laborer Group 2	See Appendix	See Appendix
Laborer Group 3	See Appendix	See Appendix
Laborer Group 4	See Appendix	See Appendix
Laborer Group 5	See Appendix	See Appendix
Landscape Laborer/Technician	\$16.39	\$3.42
Limited Energy Electrician	\$26.41	\$8.48
Line Constructor	See Appendix	See Appendix
Marble Setter	See Appendix	See Appendix
Millwright Group 1 & 2	\$29.32	\$10.68
Painter	\$20.37	\$6.54
Piledriver	\$32.00	\$13.51
Plasterer and Stucco Mason	\$23.95	\$13.19
Plumber/Pipefitter/Steamfitter	\$35.80	\$16.11
Power Equipment Operator Group 1	See Appendix	See Appendix
Power Equipment Operator Group 1A	See Appendix	See Appendix
Power Equipment Operator Group 1B	See Appendix	See Appendix
Power Equipment Operator Group 2	See Appendix	See Appendix
Power Equipment Operator Group 3	See Appendix	See Appendix
Power Equipment Operator Group 4	See Appendix	See Appendix
Power Equipment Operator Group 5	See Appendix	See Appendix
Power Equipment Operator Group 6	See Appendix	See Appendix

REGION #11
Klamath and Lake Counties

OCCUPATION	PREVAILING WAGE RATE	FRINGE RATE
Roofer	\$22.25	\$7.46
Sheet Metal Worker	\$30.45	\$12.87
Soft Floor Layer	\$23.69	\$9.12
Sprinkler Fitter	\$29.78	\$12.38
Tender to Mason Trades (Brick and Stonemason, Mortar Mixer, Hod Carrier)	\$26.06	\$10.71
Tender to Plasterer and Stucco Mason	\$17.15	\$11.02
Testing, Adjusting, and Balancing (TAB) Technician	\$27.53	\$8.18
Tile Setter/Terrazzo Worker: Hard Tile Setter	\$26.38	\$10.55
Tile, Terrazzo, and Marble Finisher	See Appendix	See Appendix
Truck Driver	See Appendix	See Appendix

Using the booklet, [Definitions of Covered Occupations](#), find the definition that most closely matches the actual work being performed by the worker.

REGION #12
Gilliam, Grant, Morrow, Umatilla and Wheeler Counties

OCCUPATION	PREVAILING WAGE RATE	FRINGE RATE
Asbestos Worker/Insulator	See Appendix	See Appendix
Boilermaker	See Appendix	See Appendix
Bricklayer/Stonemason	See Appendix	See Appendix
Bridge and Highway Carpenter (Carpenter Group 5)	See Appendix	See Appendix
Carpenter Group 1 & 2	\$28.45	\$10.48
Cement Mason	\$25.37	\$13.11
Diver	See Appendix	See Appendix
Divers' Tender	See Appendix	See Appendix
Dredger	See Appendix	See Appendix
Drywall, Lather, Acoustical Carpenter & Ceiling Installer	\$29.50	\$13.13
Drywall Taper (Painter & Drywall Taper)	See Appendix	See Appendix
Electrician	See Appendix	See Appendix
Elevator Constructor, Installer and Mechanic	See Appendix	See Appendix
Fence Constructor (Non-metal)	\$23.44	\$9.10
Fence Erector (Metal)	\$20.00	\$3.38
Flagger	\$21.03	\$10.45
Glazier	See Appendix	See Appendix
Hazardous Materials Handler/Mechanic	\$17.49	\$3.87
Highway and Parking Striper	See Appendix	See Appendix
Ironworker	See Appendix	See Appendix
Laborer Group 1	See Appendix	See Appendix
Laborer Group 2	See Appendix	See Appendix
Laborer Group 3	See Appendix	See Appendix
Laborer Group 4	See Appendix	See Appendix
Laborer Group 5	See Appendix	See Appendix
Landscape Laborer/Technician	\$16.39	\$3.42
Limited Energy Electrician	\$26.41	\$8.48
Line Constructor	See Appendix	See Appendix
Marble Setter	See Appendix	See Appendix
Millwright Group 1 & 2 (Carpenter Group 3 & 4)	See Appendix	See Appendix
Painter	See Appendix	See Appendix
Piledriver (Carpenter Group 6)	See Appendix	See Appendix
Plasterer and Stucco Mason	\$23.95	\$13.19
Plumber/Pipefitter/Steamfitter (Plumber)	See Appendix	See Appendix
Power Equipment Operator Group 1	See Appendix	See Appendix
Power Equipment Operator Group 1A	See Appendix	See Appendix
Power Equipment Operator Group 1B	See Appendix	See Appendix
Power Equipment Operator Group 2	See Appendix	See Appendix
Power Equipment Operator Group 3	See Appendix	See Appendix
Power Equipment Operator Group 4	See Appendix	See Appendix
Power Equipment Operator Group 5	See Appendix	See Appendix
Power Equipment Operator Group 6	See Appendix	See Appendix

REGION #12
Gilliam, Grant, Morrow, Umatilla and Wheeler Counties

OCCUPATION	PREVAILING WAGE RATE	FRINGE RATE
Roofer	\$22.25	\$7.46
Sheet Metal Worker	See Appendix	See Appendix
Soft Floor Layer	\$23.69	\$9.12
Sprinkler Fitter	\$29.78	\$12.38
Tenders to Mason Trades (Brick and Stonemason, Mortar Mixer, Hod Carrier)	\$26.06	\$10.71
Tender to Plasterer and Stucco Mason	\$17.15	\$11.02
Testing, Adjusting, and Balancing (TAB) Technician	\$27.53	\$8.18
Tile Setter/Terrazzo Worker: Hard Tile Setter	\$26.38	\$10.55
Tile, Terrazzo, and Marble Finisher	See Appendix	See Appendix
Truck Driver	\$19.80	\$6.11

Using the booklet, [Definitions of Covered Occupations](#), find the definition that most closely matches the actual work being performed by the worker.

REGION #13
Baker, Union and Wallowa Counties

OCCUPATION	PREVAILING WAGE RATE	FRINGE RATE
Asbestos Worker/Insulator	See Appendix	See Appendix
Boilermaker	See Appendix	See Appendix
Bricklayer/Stonemason	See Appendix	See Appendix
Bridge and Highway Carpenter	\$31.21	\$13.13
Carpenter Group 1 & 2	\$28.45	\$10.48
Cement Mason	\$25.37	\$13.11
Diver	See Appendix	See Appendix
Divers' Tender	See Appendix	See Appendix
Dredger	See Appendix	See Appendix
Drywall, Lather, Acoustical Carpenter & Ceiling Installer	See Appendix	See Appendix
Drywall Taper (Painter & Drywall Taper)	See Appendix	See Appendix
Electrician	\$34.81	\$13.51
Elevator Constructor, Installer and Mechanic	See Appendix	See Appendix
Fence Constructor (Non-metal)	\$23.44	\$9.10
Fence Erector (Metal)	\$20.00	\$3.38
Flagger	\$21.03	\$10.45
Glazier	See Appendix	See Appendix
Hazardous Materials Handler/Mechanic	\$17.49	\$3.87
Highway and Parking Striper	\$26.11	\$8.20
Ironworker	See Appendix	See Appendix
Laborer Group 1	See Appendix	See Appendix
Laborer Group 2	See Appendix	See Appendix
Laborer Group 3	See Appendix	See Appendix
Laborer Group 4	See Appendix	See Appendix
Laborer Group 5	See Appendix	See Appendix
Landscape Laborer/Technician	\$16.39	\$3.42
Limited Energy Electrician	\$26.41	\$8.48
Line Constructor	See Appendix	See Appendix
Marble Setter	See Appendix	See Appendix
Millwright Group 1 & 2	\$29.32	\$10.68
Painter	\$20.37	\$6.54
Piledriver	\$32.00	\$13.51
Plasterer and Stucco Mason	\$23.95	\$13.19
Plumber/Pipefitter/Steamfitter (Plumber)	See Appendix	See Appendix
Power Equipment Operator Group 1	See Appendix	See Appendix
Power Equipment Operator Group 1A	See Appendix	See Appendix
Power Equipment Operator Group 1B	See Appendix	See Appendix
Power Equipment Operator Group 2	See Appendix	See Appendix
Power Equipment Operator Group 3	See Appendix	See Appendix
Power Equipment Operator Group 4	See Appendix	See Appendix
Power Equipment Operator Group 5	See Appendix	See Appendix
Power Equipment Operator Group 6	See Appendix	See Appendix

REGION #13
Baker, Union and Wallowa Counties

OCCUPATION	PREVAILING WAGE RATE	FRINGE RATE
Roofer	\$22.25	\$7.46
Sheet Metal Worker	\$30.45	\$12.87
Soft Floor Layer	See Appendix	See Appendix
Sprinkler Fitter	\$29.78	\$12.38
Tenders to Mason Trades (Brick and Stonemason, Mortar Mixer, Hod Carrier)	\$26.06	\$10.71
Tender to Plasterer and Stucco Mason	\$17.15	\$11.02
Testing, Adjusting, and Balancing (TAB) Technician	\$27.53	\$8.18
Tile Setter/Terrazzo Worker: Hard Tile Setter	\$26.38	\$10.55
Tile, Terrazzo, and Marble Finisher	See Appendix	See Appendix
Truck Driver	\$19.80	\$6.11

Using the booklet, [Definitions of Covered Occupations](#), find the definition that most closely matches the actual work being performed by the worker.

REGION #14
Harney and Malheur Counties

OCCUPATION	PREVAILING WAGE RATE	FRINGE RATE
Asbestos Worker/Insulator	See Appendix	See Appendix
Boilermaker	See Appendix	See Appendix
Bricklayer/Stonemason	See Appendix	See Appendix
Bridge and Highway Carpenter (Carpenter Group 5)	See Appendix	See Appendix
Carpenter Group 1 & 2	\$28.45	\$10.48
Cement Mason	\$25.37	\$13.11
Diver	See Appendix	See Appendix
Divers' Tender	See Appendix	See Appendix
Dredger	See Appendix	See Appendix
Drywall, Lather, Acoustical Carpenter & Ceiling Installer	See Appendix	See Appendix
Drywall Taper	\$27.54	\$11.83
Electrician	\$34.81	\$13.51
Elevator Constructor, Installer and Mechanic	See Appendix	See Appendix
Fence Constructor (Non-metal)	\$23.44	\$9.10
Fence Erector (Metal)	\$20.00	\$3.38
Flagger	\$21.03	\$10.45
Glazier	\$29.20	\$11.18
Hazardous Materials Handler/Mechanic	\$17.49	\$3.87
Highway and Parking Striper	\$26.11	\$8.20
Ironworker	\$30.76	\$13.54
Laborer Group 1	\$22.62	\$8.70
Laborer Group 2	\$24.25	\$10.01
Laborer Group 3	\$24.18	\$9.33
Laborer Group 4	\$25.29	\$9.52
Laborer Group 5	\$23.05	\$10.34
Landscape Laborer/Technician	\$16.39	\$3.42
Limited Energy Electrician	\$26.41	\$8.48
Line Constructor	\$19.23	\$1.48
Marble Setter	See Appendix	See Appendix
Millwright Group 1 & 2	\$29.32	\$10.68
Painter	\$20.37	\$6.54
Piledriver	\$32.00	\$13.51
Plasterer and Stucco Mason	\$23.95	\$13.19
Plumber/Pipefitter/Steamfitter	\$35.80	\$16.11
Power Equipment Operator Group 1	\$33.56	\$10.10
Power Equipment Operator Group 1A	\$37.31	\$11.60
Power Equipment Operator Group 1B	\$33.71	\$8.71
Power Equipment Operator Group 2	\$31.67	\$10.06
Power Equipment Operator Group 3	\$30.87	\$9.64
Power Equipment Operator Group 4	\$30.02	\$8.79
Power Equipment Operator Group 5	\$27.99	\$8.04
Power Equipment Operator Group 6	\$26.30	\$8.93

REGION #14
Harney and Malheur Counties

OCCUPATION	PREVAILING WAGE RATE	FRINGE RATE
Roofer	\$22.25	\$7.46
Sheet Metal Worker	See Appendix	See Appendix
Soft Floor Layer	\$23.69	\$9.12
Sprinkler Fitter	See Appendix	See Appendix
Tenders to Mason Trades (Brick and Stonemason, Mortar Mixer, Hod Carrier)	\$26.06	\$10.71
Tender to Plasterer and Stucco Mason	\$17.15	\$11.02
Testing, Adjusting, and Balancing (TAB) Technician	\$27.53	\$8.18
Tile Setter/Terrazzo Worker: Hard Tile Setter	\$26.38	\$10.55
Tile, Terrazzo, and Marble Finisher	See Appendix	See Appendix
Truck Driver	\$19.80	\$6.11

Using the booklet, [Definitions of Covered Occupations](#), find the definition that most closely matches the actual work being performed by the worker.

**APPENDIX
JULY 1, 2011**

NOTE: THE APPENDIX SECTION IS TO BE USED ONLY FOR REGIONS/TRADES SPECIFIED IN PAGES 6 THROUGH 33. REFER TO PAGES 6 THROUGH 33 BEFORE USING RATES IN THIS SECTION.

Asbestos Worker/Insulator.....	36
Boilermaker	36
Bricklayer/Stonemason	36
Bridge and Highway Carpenter (See Carpenter Group 5).....	36-37
Carpenter Group 1 & 2	36-37
Cement Mason	37
Diver	37-38
Divers' Tender.....	37-38
Dredger	38
Drywall, Lather, Acoustical Carpenter & Ceiling Installer	39
Drywall Taper (See Painter).....	42
Electrician.....	39-40
Elevator Constructor, Installer and Mechanic	40
Glazier.....	40
Highway/Parking Striper	40
Ironworker	40-41
Laborer.....	41
Limited Energy Electrician	41
Line Constructor.....	41-42
Marble Setter	42
Millwright Group 1 & 2 (See Carpenter Group 3 & 4)	36-37
Painter and Drywall Taper	42
Piledriver (See Carpenter Group 6)	36-37
Plasterer and Stucco Mason	42
Plumber/Pipefitter/Steamfitter	42
Power Equipment Operator.....	42-43
Roofer.....	43
Sheet Metal Worker	44
Soft Floor Layer	44
Sprinkler Fitter	44
Tender to Mason Trades (Brick and Stonemason, Mortar Mixer, Hod Carrier)	44
Tender to Plasterer and Stucco Mason	44
Testing and Balancing (TAB) Technician.....	44
Tile Setter/Terrazzo Worker: Hard Tile Setter	44
Tile, Terrazzo, and Marble Finisher	44
Truck Driver.....	45
MAP: Power Equipment Operator, Zone 1	46

OREGON DETERMINATION 2011-02

TRADE	BASIC HOURLY RATE	FRINGE	TRADE	BASIC HOURLY RATE	FRINGE
--------------	--------------------------	---------------	--------------	--------------------------	---------------

ASBESTOS WORKER/INSULATOR

	38.07	18.47
--	--------------	--------------

FIRESTOP/CONTAINMENT WORKERS

	25.85	11.42
--	--------------	--------------

BOILERMAKER

	34.88	24.52
--	--------------	--------------

BRICKLAYER/STONEMASON
(This trade is tended by "Tenders to Mason Trades")

Area 1

	32.75	15.56
--	--------------	--------------

Reference Counties Area 1

Baker	Grant	Marion	Umatilla
Benton (a)	Harney	Morrow	Union
Clackamas	Hood River	Multnomah	Wallowa
Clatsop	Lincoln (a)	Polk	Wasco (a)
Columbia	Linn (a)	Sherman	Washington
Gilliam	Malheur	Tillamook	Yamhill

(Add \$1.00 per hour to Fringe for Refractory repair work.)

Area 2

	31.53	15.21
--	--------------	--------------

Reference Counties Area 2

Benton (b)	Deschutes	Lake	Wasco (b)
Coos	Douglas	Lane	Wheeler
Crook	Jefferson	Lincoln (b)	
Curry	Klamath	Linn (b)	

(a) North Half (b) South Half
(Add \$1.00 per hour to Fringe for Refractory repair work.)

CARPENTER

Zone 1 (Base Rate)

Group 1	31.30	14.17
Group 2	31.45	14.17
Group 3	31.80	14.17
Group 4	31.95	14.17
Group 5	31.80	14.17
Group 6	32.30	14.17

CARPENTER (Continued)

Zone Differential for Carpenters
(Add to Zone 1 Rate)

Zone 2	.85
Zone 3	1.25
Zone 4	1.70
Zone 5	2.00
Zone 6	3.00
Zone 7	5.00

Zone 1: Projects within 30 miles of city hall in the cities listed below.
 Zone 2: More than 30 miles but less than 40 miles.
 Zone 3: More than 40 miles but less than 50 miles.
 Zone 4: More than 50 miles but less than 60 miles.
 Zone 5: More than 60 miles but less than 70 miles.
 Zone 6: More than 70 miles but less than 100 miles.
 Zone 7: More than 100 miles from the respective city hall of the cities listed below.

Reference Cities for Group 1 and 2 Carpenters

Albany	Goldendale	Madras	Roseburg
Astoria	Grants Pass	Medford	Salem
Baker City	Hermiston	Newport	The Dalles
Bend	Hood River	Ontario	Tillamook
Brookings	Klamath Falls	Pendleton	Vancouver
Burns	La Grande	Portland	
Coos Bay	Lakeview	Port Orford	
Eugene	Longview	Reedsport	

Zones for Groups 3 and 4 Carpenter are determined by the distance between the project site and either
 1) The worker's residence; or
 2) City Hall of a reference city for the appropriate group shown, whichever is closer

Reference Cities for Group 3 and 4 Carpenters

Eugene	Medford	Portland	Vancouver
Longview	North Bend	The Dalles	

Zones for Groups 5 and 6 Carpenter are determined by the distance between the project site and either
 1) The worker's residence; or
 2) City Hall of a reference city for the appropriate group shown, whichever is closer

Reference Cities for Group 5 and 6 Carpenters

Bend	Longview	North Bend
Eugene	Medford	Portland

OREGON DETERMINATION 2011-02

TRADE	BASIC HOURLY RATE	FRINGE	TRADE	BASIC HOURLY RATE	FRINGE
--------------	--------------------------	---------------	--------------	--------------------------	---------------

CARPENTER (Continued)

Note: All job or project locations shall be computed (determined) on the basis of road miles and in the following manner. A mileage measurement will start at the entrance to the respective city hall, facing the project (if possible), and shall proceed by the normal route (shortest time-best road) to the geographical center on the highway, railroad, and street construction projects (end of measurement). On all project contracts, the geographical center where the major portion of the construction is located, shall be considered the center of the project (end measurement).

<u>Group 1</u> (Carpenter Group-I)	<u>Group 2</u> (Carpenter Group-II)
<u>Group 3</u> (Millwright Group-I)	<u>Group 4</u> (Millwright Group-II)
<u>Group 5</u> (Bridge & Highway Carpenter)	<u>Group 6</u> (Piledriver)

Welders receive \$.75/hour above their group's rate.

When working with creosote and other toxic, treated wood and steel material, workers shall receive \$.25/hour premium pay for minimum of eight (8) hours.

When working in sheet pile coffer dams or cells up to the external water level, Group 6 workers shall receive \$.15/hour premium pay for minimum of eight (8) hours.

CEMENT MASON

(This trade is tended by "Concrete Laborer")

Zone 1 (Base Rate)

Group 1	28.48	17.59
Group 2	29.05	17.59
Group 3	29.05	17.59
Group 4	29.62	17.59

Zone Differential for Cement Mason
(Add to Zone 1 Rate)

Zone 2	.65
Zone 3	1.15
Zone 4	1.70
Zone 5	3.00

CEMENT MASON (Continued)

Zone 1: Projects within 30 miles of city hall in the cities listed below.
 Zone 2: More than 30 miles, but less than 40 miles.
 Zone 3: More than 40 miles, but less than 50 miles.
 Zone 4: More than 50 miles, but less than 80 miles.
 Zone 5: More than 80 miles.

Reference Cities

Bend	Corvallis	Eugene	Medford
Portland	Salem	The Dalles	Vancouver

Note: All job or project locations shall be computed (determined) on the basis of road miles and in the following manner. A mileage measurement will start at the entrance to the respective city hall, facing the project (if possible), and shall proceed by the normal route (shortest time-best road) to the geographical center on the highway, railroad, and street construction projects (end of measurement). On all other project contracts, the geographical center where the major portion of the construction is located, shall be considered the center of the project (end measurement).

DIVER & DIVERS' TENDER

DIVER	75.31	14.17
DIVER'S TENDER	35.53	14.17

- For those workers who reside within a reference city below, their zone pay shall be computed from the city hall of the city wherein they reside.
- For those workers who reside nearer to a project than is the city hall of any reference city below, the mileage from their residence may be used in computing their zone pay differential.
- The zone pay for all other projects shall be computed from the city hall of Portland.

Zone Differential for Diver/Divers' Tender
(Add to Zone 1 Rate)

Zone 2	.85
Zone 3	1.25
Zone 4	1.70
Zone 5	2.00
Zone 6	3.00
Zone 7	5.00

OREGON DETERMINATION 2011-02

TRADE	BASIC HOURLY RATE	FRINGE	TRADE	BASIC HOURLY RATE	FRINGE
-------	-------------------	--------	-------	-------------------	--------

DIVER & DIVERS' TENDER (Continued)

Zone 1: Projects within 30 miles of city hall in the cities listed below
 Zone 2: More than 30 miles, but less than 40 miles.
 Zone 3: More than 40 miles, but less than 50 miles.
 Zone 4: More than 50 miles, but less than 60 miles.
 Zone 5: More than 60 miles, but less than 70 miles.
 Zone 6: More than 70 miles, but less than 100 miles.
 Zone 7: More than 100 miles from the city hall of employee's home local.

Reference Cities for Diver/Divers' Tender

Astoria	Klamath Falls	Newport	Roseburg
Bend	Longview	North Bend	Salem
Eugene	Medford	Portland	The Dalles

Note: All job or project locations shall be computed (determined) on the basis of road miles and in the following manner. A mileage measurement will start at the entrance to the respective city hall, facing the project (if possible), and shall proceed by the normal route (shortest time-best road) to the geographical center on the highway, railroad, and street construction projects (end of measurement). On all project contracts, the geographical center where the major portion of the construction is located, shall be considered the center of the project (end measurement).

Depth Pay and Enclosure Pay are added to the Divers' Basic Hourly Rate to obtain the Total Hourly Rate for the Diver.

Basic Hourly Rate	+	Hourly Depth Pay	+	Hourly Enclosure Pay	=	Divers' Total Hourly Rate
-------------------	---	------------------	---	----------------------	---	---------------------------

Divers' Depth Pay:

Depth of Dive	Hourly Depth Pay
50-100 ft.	\$1.00 per foot over 50 feet
101-150 ft.	\$1.50 per foot over 100 feet
151-200 ft.	\$2.00 per foot over 150 feet

Divers' Enclosure Pay (working without vertical escape):

DIVER & DIVERS' TENDER (Continued)

Distance Traveled
In the Enclosure Hourly Enclosure Pay

5-50ft.	\$.50/hr. up to \$4.00 maximum per day
50-100ft.	\$1.13/hr. up to \$9.00 maximum per day
100-150ft.	\$2.13/hr. up to \$17.00 maximum per day
150-200ft.	\$4.63/hr. up to \$37.00 maximum per day
200-300ft.	\$4.63/hr. up to \$37.00 maximum per day, plus \$.40 per foot traveled in enclosure.
300-450ft.	\$4.63/hr. up to \$37.00 maximum per day, plus \$.80 per foot traveled in enclosure.
450-600ft.	\$4.63/hr. up to \$37.00 maximum per day, plus \$1.60 per foot traveled in enclosure.

DREDGER

Zone A (Base Rate)

Leverman (Hydraulic & Clamshell)	43.47	12.50
Assistant Engineer (Watch Engineer, Mechanic Machinist)	40.64	12.50
Tenderman (Boatman Attending Dredge Plant) Fireman	39.34	12.50
Fill Equipment Operator	38.28	12.50
Assistant Mate	35.85	12.50

Zone Differential for Dredgers (Add to Zone A Base Rate)

Zone B	3.00
Zone C	6.00

Zone mileage based on road miles:

- Zone A: Center of jobsite to no more than 30 miles from the city hall of Portland.
- Zone B: More than 30 miles but not more than 60 miles.
- Zone C: Over 60 miles.

OREGON DETERMINATION 2011-02

TRADE	BASIC HOURLY RATE	FRINGE	TRADE	BASIC HOURLY RATE	FRINGE
-------	-------------------	--------	-------	-------------------	--------

DRYWALL, LATHER, ACOUSTICAL CARPENTER & CEILING INSTALLER

Zone 1 (Base Rate)

1. DRYWALL INSTALLER	31.59	13.88
2. LATHER, ACOUSTICAL CARPENTER & CEILING INSTALLER	29.71	15.76

Zone Differential for Drywall, Lather, Acoustical Carpenter & Ceiling Installer (Add to Zone 1 Base Rate)

Zone mileage based on road miles:

Zone 2	31-40 miles	.85
Zone 3	41-50 miles	1.25
Zone 4	51-60 miles	1.70
Zone 5	61-70 miles	2.00
Zone 6	71-100 miles	3.00
Zone 7	101 or more	5.00

The correct transportation allowance shall be based on road mileage from the City Hall of the local union having jurisdiction of the job or other transportation reference cities herein listed.

Reference Cities

Albany	Coquille	Medford	Roseburg
Astoria	Eugene	Newport	Salem
Baker	Grants Pass	North Bend	Seaside
Bandon	Hermiston	Pendleton	The Dalles
Bend	Klamath Falls	Portland	Tillamook
Brookings	Kelso-Longview	Reedsport	Vancouver

ELECTRICIAN

Area 2

Electrician	35.90	15.71
Cable Splicer	37.70	15.76

Reference Counties Area 2

Gilliam	Grant	Morrow	Umatilla	Wheeler
---------	-------	--------	----------	---------

ELECTRICIAN (Continued)

Area 3

Electrician	31.97	13.86
-------------	--------------	--------------

Reference Counties Area 3

Coos	Curry	Lane (a)	Lincoln
------	-------	----------	---------

Area 4

Electrician	35.76	15.80
Cable Splicer	39.34	15.91
Electrical Material Handler	17.43	7.67

Reference Counties Area 4

Benton	Linn	Polk
Lane (b)	Marion	Yamhill (c)

Area 5

Electrician	36.05	17.38
Material Handler/ Lighting Maintenance	20.55	11.21
Electrical Welder	39.66	18.02

Reference Counties Area 5

Clackamas	Hood River	Tillamook	Yamhill (d)
Clatsop	Multnomah	Wasco	
Columbia	Sherman	Washington	

Zone Pay for Area 5 Electrician (Add to Basic Hourly Rate)

Zone mileage based on air miles:

Zone 1	31-50 miles	1.50
Zone 2	51-70 miles	3.50
Zone 3	71-90 miles	5.50
Zone 4	91 or more	9.00

There shall be a 30-mile free zone from downtown Portland City Hall and a similar 15-mile free zone around the following cities:

Astoria	Seaside	Tillamook
Hood River	The Dalles	

OREGON DETERMINATION 2011-02

TRADE	BASIC HOURLY RATE	FRINGE	TRADE	BASIC HOURLY RATE	FRINGE
-------	-------------------	--------	-------	-------------------	--------

ELECTRICIAN (Continued)

Further, the free zone at the Oregon coast shall extend along Hwy 101 west to the ocean Hwy 101 east 10 miles if not already covered by the above 15-mile free zone.

- (a) Those portions lying west of a line running North and South from the NE corner of Coos County to the SE corner of Lincoln County
- (b) Those portions lying east of a line running North and South from the NE corner of Coos County to the SE corner of Lincoln County.
- (c) South half (d) North Half

Area 6

Electrician	29.78	14.44
Cable Splicer	29.78	14.44
Electrical Material Handler	16.22	7.64

Reference Counties Area 6

Jackson Josephine Klamath Lake

Zone Pay for Area 6 Electrician
(Add to Basic Hourly Rate)

Zone mileage based on road miles:

Zone 1	0-20 miles	0.00
Zone 2	21-30 miles	1.50
Zone 3	31-40 miles	3.30
Zone 4	41-50 miles	5.00
Zone 5	51-60 miles	6.80
Zone 6	60 or more	9.50

Zone Pay for Area 6 Electrical Material Handler
(Add to Basic Hourly Rate)

Zone mileage based on road miles:

Zone 1	0-20 miles	0.00
Zone 2	21-30 miles	1.00
Zone 3	31-40 miles	2.80
Zone 4	41-50 miles	4.50
Zone 5	51-60 miles	6.30
Zone 6	60 or more	9.00

There shall be a 20-mile free zone from the downtown Post Office in Grants Pass, Klamath Falls, Medford, and Roseburg.

ELEVATOR CONSTRUCTOR, INSTALLER AND MECHANIC

Area 1

Mechanic	45.39	21.79
----------	-------	-------

Reference Counties Area 1

Baker Umatilla Union Wallowa

Area 2

Mechanic	45.57	21.79
----------	-------	-------

Reference Counties Area 2

All remaining Counties

GLAZIER	31.23	15.26
----------------	-------	-------

Add \$1.00 to base rate if safety belt is required by State safety regulations.

Add \$4.00 to base rate for work done from a non-motorized single-man bosun chair.

HIGHWAY/PARKING STRIPER

	33.19	9.05
--	-------	------

IRONWORKER

<u>Zone 1 (Base Rate):</u>	33.62	19.60
----------------------------	-------	-------

Zone Differential for Ironworker
(Add to Basic Hourly Rate)

Zone 2	3.75 hr. or \$30.00 maximum per day
Zone 3	6.88 hr. or \$55.00 maximum per day
Zone 4	8.75 hr. or \$70.00 maximum per day

- Zone 1: Projects within 45 miles of city hall in the cities listed below.
- Zone 2: More than 45 miles, but less than 60 miles.
- Zone 3: More than 60 miles, but less than 100 miles.
- Zone 4: More than 100 miles.

OREGON DETERMINATION 2011-02

TRADE	BASIC HOURLY RATE	FRINGE	TRADE	BASIC HOURLY RATE	FRINGE
-------	-------------------	--------	-------	-------------------	--------

IRONWORKER (Continued)

Note: Zone pay for Ironworkers shall be determined using AAA road mileage computed from the city hall of the reference cities listed below or the residence of the employee, whichever is nearer to the project.

Reference Cities

Medford Portland

LABORER

Zone 1 (Base Rate):

Group 1	25.25	11.85
Group 2	25.91	11.85
Group 3	26.38	11.85
Group 4	26.80	11.85
Group 5	21.99	11.85

Note: A Hazardous Waste Removal Differential must be added to the base rate if work is performed inside the boundary of a Federally Designated Hazardous Waste Site. A Group 1 base rate is used for General Laborer on such a site. For further information on this, call the Prevailing Wage Rate Coordinator at (971) 673-0839.

Zone Differential for Laborers
(Add to Zone 1 Rate)

Zone 2	.65
Zone 3	1.15
Zone 4	1.70
Zone 5	2.75

- Zone 1: Projects within 30 miles of city hall in the cities listed below.
- Zone 2: More than 30 miles but less than 40 miles.
- Zone 3: More than 40 miles but less than 50 miles.
- Zone 4: More than 50 miles but less than 80 miles.
- Zone 5: More than 80 miles.

Reference Cities

Albany Burns Hermiston Portland
Astoria Coos Bay Klamath Falls Roseburg
Baker City Eugene Medford Salem
Bend Grants Pass Newport The Dalles

LABORER (Continued)

Note: All job or project locations shall be computed (determined) on the basis of road miles and in the following manner. A mileage measurement will start at the entrance to the respective city hall, facing the project (if possible), and shall proceed by the normal route (shortest time-best road) to the geographical center on the highway, railroad, and street construction projects (end of measurement). On all project contracts, the geographical center where the major portion of the construction is located, shall be considered the center of the project (end measurement).

LIMITED ENERGY ELECTRICIAN

Area 3	24.70	12.24
--------	-------	-------

Reference Counties Area 3

Coos Curry

Area 5	26.95	14.46
--------	-------	-------

Reference Counties Area 5

Clackamas Multnomah Washington

LINE CONSTRUCTOR

Area 1

Group 1	48.64	14.40
Group 2	43.43	14.18
Group 3	30.52	10.67
Group 4	37.35	11.29
Group 5	32.57	10.74
Group 6	30.40	10.66
Group 7	16.20	9.39

Area 1

All counties except Malheur County

Group 1	Group 2
Cable Splicer	Heavy Line Equipment Man
Leadman Pole Sprayer	Journeyman Lineman Welder
	Journeyman Lineman Pole Sprayer

Group 3
Tree Trimmer

Group 4
Line Equipment man

OREGON DETERMINATION 2011-02

TRADE	BASIC HOURLY RATE	FRINGE	TRADE	BASIC HOURLY RATE	FRINGE
-------	-------------------	--------	-------	-------------------	--------

LINE CONSTRUCTOR (Continued)

Group 5
Head Groundman
Jackhammer Man
Powderman

Group 6
Groundman

Group 7
Tree Trimmer Groundman

MARBLE SETTER **33.75** **15.56**

(This trade is tended by "Tile, Terrazzo, & Marble Finishers")

PAINTER & DRYWALL TAPER

COMMERCIAL PAINTING **20.00** **7.46**

INDUSTRIAL PAINTING **23.80** **7.46**

Add \$0.75 to base rate for work over 60 ft. high on swing stage, mechanical climber, spider or bucket truck for both commercial and industrial painting.

DRYWALL TAPER **31.48** **11.86**

PLASTERER AND STUCCO MASON
(This trade is tended by "Tenders to Plasterers")

Nozzleman **30.86** **12.81**
Swinging Scaffold **29.86** **12.81**
All Other Work **28.86** **12.81**

PLUMBER/PIPEFITTER/STEAMFITTER

Area 1 **25.58** **11.92**

Reference Counties Area 1

Baker

Add \$2.21 per hour to basic hourly rate if it is possible for worker to fall 30 ft. or more, or if required to wear a fresh-air mask or similar equipment for 2 hours or more.

Zone Differential for Area 1 Plumber/Pipefitter/Steamfitter
(Add to Base Rate)

Zone 1 **2.50** per hour
Zone 2 **3.50** per hour
Zone 3 **5.00** per hour

PLUMBER/PIPEFITTER/STEAMFITTER
(Continued)

Zone mileage based on road miles:

Zone 1: Forty (40) to fifty five (55) miles from City Hall in the cities listed below.
Zone 2: Fifty five (55) to one hundred (100) miles.
Zone 3: Over one hundred (100) miles.

There shall be a maximum of ten (10) hours of zone pay per workday.

Reference Cities

Boise, Idaho Twin Falls, Idaho

Area 2 **45.85** **22.39**

Reference Counties Area 2

Grant (a) Umatilla Wallowa
Morrow Union

a) Except Southwest Portion

Area 3 **36.69** **21.14**

Reference Counties Area 3

All Remaining Counties

POWER EQUIPMENT OPERATOR

Zone 1 (Base Rate)

Group 1	37.27	12.35
Group 1A	39.13	12.35
Group 1B	41.00	12.35
Group 2	35.64	12.35
Group 3	34.65	12.35
Group 4	33.71	12.35
Group 5	32.60	12.35
Group 6	29.61	12.35

Note: A Hazardous Waste Removal Differential must be added to the base rate if work is performed inside the boundary of a Federally Designated Waste Site. For information on this differential, call the Prevailing Wage Rate Coordinator at (971) 673-0839.

OREGON DETERMINATION 2011-02

TRADE	BASIC HOURLY RATE	FRINGE	TRADE	BASIC HOURLY RATE	FRINGE
-------	-------------------	--------	-------	-------------------	--------

POWER EQUIPMENT OPERATOR
(Continued)

Zone Rates

Zone 2 **3.00**
Zone 3 **6.00**

For the Following Metropolitan Counties:

Multnomah, Clackamas, Marion, Yamhill, Washington and Columbia:

See map on page 46 for Zone 1 of this classification

(A) All jobs or projects located in Multnomah, Clackamas and Marion counties, west of the western boundary of Mt. Hood National Forest and west of mile post 30 on Interstate 84 and west of mile post 30 on State Hwy 26 and west of mile post 30 on Hwy 22 and all jobs located in Yamhill County, Washington County and Columbia County shall receive Zone 1 pay for all classifications.

(B) All jobs or projects located in the area outside the identified boundary above, but less than 50 miles from the Portland City Hall shall receive Zone 2 pay for all classifications.

(C) All jobs or projects located more than 50 miles from the Portland City Hall, but outside the identified border above, shall receive Zone 3 pay for all classifications.

For the Following Cities:

Albany; Bend; Coos Bay; Eugene; Grants Pass; Klamath Falls; Medford and Roseburg:

(A) All jobs or projects located within 30 miles of the respective city hall of the above mentioned cities shall receive Zone 1 pay for all classifications.

(B) All jobs or projects located more than 30 miles and less than 50 miles from the respective city hall of the above mentioned cities shall receive Zone 2 for all classifications.

(C) All jobs or projects located more than 50 miles from the respective city hall of the above mentioned cities shall receive Zone 3 pay for all classifications.

POWER EQUIPMENT OPERATOR
(Continued)

Note: All job or project locations shall be computed (determined) on the basis of road miles and in the following manner. A mileage measurement will start at the entrance to the respective city hall, facing the project (if possible), and shall proceed by the normal route (shortest time-best road) to the geographical center on the highway, railroad, and street construction projects (end of measurement). On all other project contracts, the geographical center where the major portion of the construction is located, shall be considered the center of the project (end measurement).

ROOFER

Area 1*

Roofer	27.53	9.29
Handling coal tar pitch	30.28	9.29
Remove fiberglass insulation	30.28	9.29

Reference Counties Area 1

Clatsop	Hood River	Tillamook
Columbia	Sherman	Wasco

*On all jobs on which coal tar pitch is the basic roofing material or where the old roof being removed is composed of coal tar based material, a rate of pay ten percent (10%) greater than the basic rate of pay shall be paid for all work performed.

*All employees engaged in removing fiberglass insulation shall receive a rate of pay ten percent (10%) greater than the employee's basic rate of pay.

Area 2**

Roofer	21.29	9.90
--------	--------------	-------------

Reference Counties Area 2

Douglas	Marion	Polk	Yamhill
---------	--------	------	---------

** Add \$2.00 to basic hourly rate for application, spudding and cutting or removal of coal tar products.

** Add \$0.50 per hour to base hourly rate for application, spudding and cutting or removal of fiberglass insulation.

OREGON DETERMINATION 2011-02

TRADE	BASIC HOURLY RATE	FRINGE	TRADE	BASIC HOURLY RATE	FRINGE
-------	-------------------	--------	-------	-------------------	--------

<u>SHEET METAL WORKER</u>					
<u>Area 1</u>	35.32	17.35			
<u>Reference Counties Area 1</u>					
Benton Harney Multnomah Yamhill	Clackamas Lincoln Polk	Gilliam Linn Washington	Grant Marion Wheeler		
Add \$1.00 to base rate for work performed on any swinging platform, swinging chair or swinging ladder.					
Add \$1.00 to base rate for work with lead or installing material in a plant that uses lead in any form to manufacture a product (excluding soldering).					
Add \$1.00 to base rate for work performed in a confined space as defined by OSHA.					
<u>Area 2</u>	23.51	14.45			
<u>Reference Counties Area 2</u>					
	Malheur				
<u>Area 3</u>	31.61	16.93			
<u>Reference Counties Area 3</u>					
	Morrow	Umatilla			
Add \$1.00 to base rate for work where it is necessary to wear a chemically activated face mask.					
<u>Area 4</u>	30.75	15.52			
<u>Reference Counties Area 4</u>					
	Douglas				
<u>Area 5</u>	29.71	15.89			
<u>Reference Counties Area 5</u>					
	Coos	Curry			
<u>SOFT FLOOR LAYER</u>	26.88	11.10			

<u>SPRINKLER FITTER</u>	32.75	18.25			
<u>TENDERS TO MASON TRADES (Brick and Stonemason, Mortar Mixer, Hod Carrier)</u>	26.88	11.85			
Add \$0.50 to base rate for refractory work.					
Add to base rate an amount equal to that received for safety belt requirements or other unusual job conditions by the mechanic this worker is tending.					
<u>TENDER TO PLASTERER AND STUCCO MASON</u>	26.65	12.25			
<u>TESTING AND BALANCING (TAB) TECHNICIAN</u>					
Air-Handling Equipment, Ductwork (Sheet Metal Worker)	35.32	17.35			
Water Distribution Systems (Plumber/Pipefitter/Steamfitter)	36.69	21.14			
<u>TILE SETTER/TERRAZZO WORKER: Hard Tile Setter</u>	28.94	14.01			
(This trade is tended by "Tile, Terrazzo, & Marble Finisher")					
<u>TILE, TERRAZZO, AND MARBLE FINISHER</u>					
1. TILE, TERRAZZO FINISHER	21.84	10.40			
Add \$1.00 to base rate if safety belt required by State safety regulations.					
Add \$1.00 to base rate if work involves epoxy, furnace, alkox acetylene black grouting or waterproof membrane.					
2. BRICK AND MARBLE FINISHER	21.84	10.50			

OREGON DETERMINATION 2011-02

TRADE	BASIC HOURLY RATE	FRINGE	TRADE	BASIC HOURLY RATE	FRINGE
-------	-------------------	--------	-------	-------------------	--------

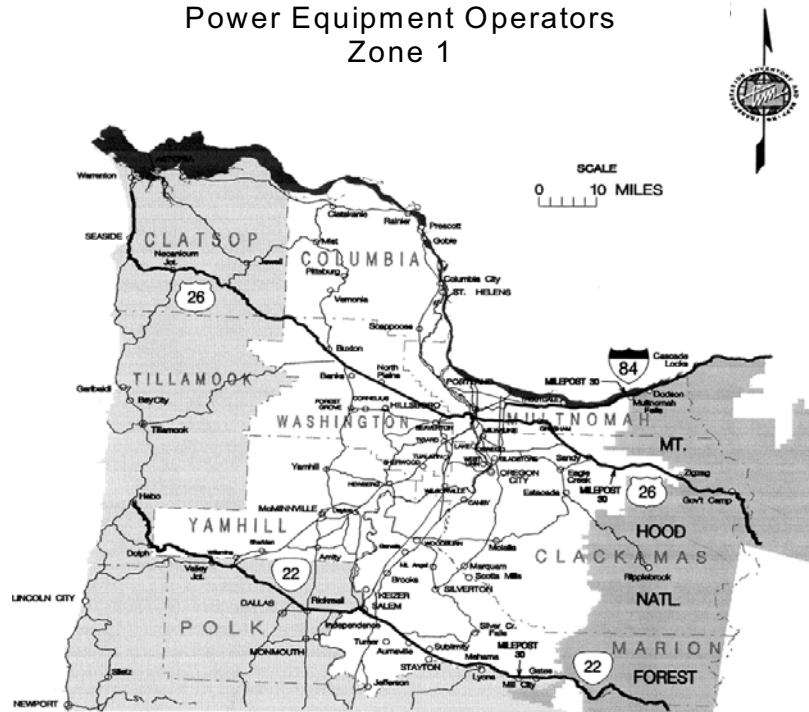
<u>TRUCK DRIVER</u>					
<u>Zone A (Base Rate):</u>					
Group 1	26.90	12.75			
Group 2	27.02	12.75			
Group 3	27.15	12.75			
Group 4	27.41	12.75			
Group 5	27.63	12.75			
Group 6	27.79	12.75			
Group 7	27.99	12.75			
(Zone Pay in addition to Basic Hourly Rate and Fringe.)					
For the Following Cities:					
Albany	Grants Pass	Ontario			
Astoria	Hermiston	Oregon City			
Baker	Hood River	Pendleton			
Bend	Klamath Falls	Portland			
Bingen	LaGrande	Port Orford			
Brookings	Lakeview	Reedsport			
Burns	Longview	Roseburg			
Coos Bay	Madras	Salem			
Corvallis	Medford	The Dalles			
Eugene	McMinnville	Tillamook			
Goldendale	Newport	Vancouver			
<u>Zone differential for Truck Drivers</u>					
(Add to Zone A rate)					
Zone B	.65				
Zone C	1.15				
Zone D	1.70				
Zone E	2.75				

TRUCK DRIVER (Continued)

Note: All job or project locations shall be computed (determined) on the basis of road miles and in the following manner. A mileage measurement will start at the entrance to the respective city hall, facing the project (if possible), and shall proceed by the normal route (shortest time-best road) to the geographical center on the highway, railroad, and street construction projects (end of measurement). On all other project contracts, the geographical center where the major portion of the construction is located, shall be considered the center of the project (end measurement).

Zone A: Projects within 30 miles of the cities listed above
 Zone B: More than 30 miles but less than 40 miles.
 Zone C: More than 40 miles but less than 50 miles.
 Zone D: More than 50 miles but less than 80 miles.
 Zone E: More than 80 miles.

Power Equipment Operators
Zone 1



**LIST OF CONTRACTORS INELIGIBLE
TO RECEIVE PUBLIC WORKS CONTRACTS**
PUBLICATION DATE: July 1, 2011

To: All Oregon Contracting Agencies

Pursuant to ORS 279C.860, contractors on this list are ineligible to receive public works contracts subject to the Prevailing Wage Rate Law. These contractors and subcontractors, as well as any firm, corporation, partnership or association in which the contractor or subcontractor has a financial interest are ineligible to receive public works contracts until removed from this list.

If you have questions regarding the list or for the most current information regarding persons ineligible to receive prevailing wage contracts, please contact the Prevailing Wage Rate Coordinator in Portland at (971) 673-0839.

	<u>CONTRACTOR NAME</u>	<u>DATE PLACED</u>	<u>REMOVAL DATE</u>
1.	ACMS Cabinets, Inc. 1510 SW Friendly Court. McMinnville, OR 97128	August 12, 2008	August 11, 2011
2.	Ameritech Machine Mfg., Inc. PO Box 1455 Redmond, OR 97756-0402 350 SW Industrial Way 2328 NW Stonehill Drive 2660 NE Highway 20, Suite 610 Bend, OR 97702	July 1, 2011	June 30, 2014
3.	Anderson Builders, Inc. PO Box 601 Chiloquin, OR 97624-0601	July 1, 2011	June 30, 2014
4.	BPM Plaster, Inc. PO Box 17915 Salem, OR 97305	January 15, 2011	January 14, 2014
5.	Beaver Flagging 2239 Dakota Street Eugene, OR 97404	November 25, 2009	November 24, 2019
6.	Christy C. Beaver 2570 River Road Eugene, OR 97404	November 25, 2009	November 24, 2019
7.	Sam Boulis and Janet Boulis 15460 Brienne Court Lake Oswego, OR 97035	January 22, 2009	January 21, 2012
8.	Mark A. Bourdeau 13233 SW Morgan Road Sherwood, OR 97140	June 3, 2011	June 2, 2014
9.	Mark Bourdeau Trucking, Inc. 13233 SW Morgan Road Sherwood, OR 97140	June 3, 2011	June 2, 2014
10.	Cameron Creations Steven Cameron Nancy Cameron PO Box 2 Lowell, OR 97452	May 25, 2000	Not to be Removed

**LIST OF CONTRACTORS INELIGIBLE
TO RECEIVE PUBLIC WORKS CONTRACTS
PUBLICATION DATE: July 1, 2011**

	<u>CONTRACTOR NAME</u>	<u>DATE PLACED</u>	<u>REMOVAL DATE</u>
11.	Century Atlantic Construction, LLC dba First Choice Gutters 10725 NE Tillamook Portland, OR 97220	June 3, 2011	June 2, 2014
12.	Collins and Collins Construction Co. dba Collins and Collins Construction 2957 SW Peridot Avenue PO Box 420 Redmond, OR 97756	May 27, 2009	May 26, 2012
13.	Ronald Cook PO Box 1455 Redmond, OR 97756-0402 350 SW Industrial Way 2328 NW Stonehill Drive 2660 NE Highway 20, Suite 610 Bend, OR 97702	July 1, 2011	June 30, 2014
14.	Thomas W. Crowder 67035 Fryrear Road Bend, OR 97701-9192	October 12, 2010	October 11, 2011
15.	Crowder Electric, LLC 67035 Fryrear Road Bend, OR 97701-9192	October 12, 2010	October 11, 2011
16.	Holm II, Inc. Dennis A. Holm Linda A. Holm 618 N 2 nd Avenue Stayton, OR 97383	January 1, 2011	December 31, 2013
17.	Howard E. Johnson & Sons Construction Co. PO Box 1142 Warrenton, OR 97146-1142	August 26, 2009	August 25, 2012
18.	JAL Contracting PO Box 7529 Bend, OR 97708-7529 21085 Lost Valley Court Bend, OR 97702-2801	November 25, 2009	November 24, 2012
19.	David Larson PO Box 1142 Warrenton, OR 97146-1142	August 26, 2009	August 25, 2012
20.	Larson Construction Co., Inc. PO Box 2797 Gearhart, OR 97138-2797	August 26, 2009	August 25, 2012

PAGE 48

JULY 1, 2011

**LIST OF CONTRACTORS INELIGIBLE
TO RECEIVE PUBLIC WORKS CONTRACTS
PUBLICATION DATE: July 1, 2011**

	<u>CONTRACTOR NAME</u>	<u>DATE PLACED</u>	<u>REMOVAL DATE</u>
21.	Jennifer A. Lupton PO Box 7529 Bend, OR 97708-7529 21085 Lost Valley Court Bend, OR 97702-2801	November 25, 2009	November 24, 2012
22.	Lance Lupton PO Box 7529 Bend, OR 97708	May 24, 2010	May 23, 2013
23.	Lela Mae Lupton PO Box 7529 Bend, OR 97708	May 24, 2010	May 23, 2013
24.	Servando Garcia Maldonado PO Box 17915 Salem, OR 97305	January 15, 2011	January 14, 2014
25.	Robert Dean Moore 439 SW 30 th Court Troutdale, OR 97060	May 27, 2009	May 26, 2012
26.	Northwest Road Builders, Inc. 57280 Timber Road Vernonia, OR 97064-9645	June 3, 2011	June 2, 2014
27.	Omega West Painting, Inc. PO Box 6683 Portland, OR 97228	January 22, 2009	January 21, 2012
28.	Pacwest Contracting LLC 23388 Butterfield Trail Bend, OR 97702	May 24, 2010	May 23, 2013
29.	Rob's Custom Interiors, Inc. 439 SW 30 th Court Troutdale, OR 97060	May 27, 2009	May 26, 2012
30.	Edward S. Rodgers PO Box 601 Chiloquin, OR 97624-0601	July 1, 2011	June 30, 2014
31.	Christopher Rogers 1355 Piedmont Springfield, OR 97477	June 3, 2011	June 2, 2014
32.	Rogers Consulting and Construction, Inc. 496 S 69 th Place Springfield, OR 97478	June 3, 2011	June 2, 2014
33.	T.W. Crowder Electric Co., Inc. 67035 Fryrear Road Bend, OR 97701-9192	October 12, 2010	October 11, 2011

PAGE 49

JULY 1, 2011

**LIST OF CONTRACTORS INELIGIBLE
TO RECEIVE PUBLIC WORKS CONTRACTS
PUBLICATION DATE: July 1, 2011**

	<u>CONTRACTOR NAME</u>	<u>DATE PLACED</u>	<u>REMOVAL DATE</u>
34.	Anthony Taylor 1510 SW Friendly Court McMinnville, OR 97128	August 12, 2008	August 11, 2011
35.	Bradley L. Thomas 465 NE 181 st , #503 Portland, OR 97230	May 27, 2009	May 26, 2012
36.	Tile Master, LLC 4676 Commercial Street SE Salem, OR 97302-1902 5015 Micah Court SE Salem, OR 97306-2855	July 1, 2011	June 30, 2014
37.	Richard W. Titus 57280 Timber Road Vernonia, OR 97064-9645	June 3, 2011	June 2, 2014
38.	Westside Painting, Inc. PO Box 6986 Portland, OR 97228	July 1, 2009	June 30, 2012

BRAD AVAKIAN, COMMISSIONER
OREGON BUREAU OF LABOR AND INDUSTRIES

PREVAILING WAGE RATE FORMS

- WH-38 Payroll/Certified Statement Form**
- WH-39 Public Work Contract Fee Information Form**
- WH-40 Public Work Contract Fee Adjustment Form**
- WH-81 Notice of Award of Public Works Contract**
- WH-118 Planned Public Improvement Summary**
- WH-119 Capital Improvement Cost Comparison Estimate**

2010 Prevailing Wage Rate Law Handbook Order Form



BUREAU OF LABOR AND INDUSTRIES, PREVAILING WAGE RATE UNIT

**INSTRUCTIONS FOR COMPLETING THE PREVAILING WAGE RATE
PAYROLL/CERTIFIED STATEMENT FORM (WH-38)**

The Payroll/Certified Statement form (WH-38) may be used by contractors for reporting their payroll as required by ORS 279C.845 on public works projects subject to the Prevailing Wage Rate (PWR) Law. Although this form has not been officially approved by the U.S. Department of Labor (US DOL), it is designed to meet the requirements of the federal Davis-Bacon Act. For projects associated with the U.S. Department of Housing and Urban Development (HUD), contact the public agency (owner) associated with the project for assistance with payroll reporting.

Contractors are not required to use the WH-38 form in reporting their payroll; however, the contractor must provide all of the information contained in the form, including the certified statement on page two. The certified statement must be signed by the contractor, certifying the accuracy of the information reported on the payroll, including representations pertaining to the provision of fringe benefits to employees by third parties, and must be submitted with each weekly payroll report. Detailed instructions concerning the preparation of the form follow:

Complete the top third of the form. Be sure to enter the date the contract was first advertised for bid. If you are not sure of this date, contact the public agency (owner) associated with the project. The "Payroll No." is a US DOL requirement and represents the week number for the reporting period.

Column 1 – NAME AND ADDRESS: The employee's full name must be shown on each payroll submitted. The employee's address must also be shown on the first payroll submitted. The address need not be shown on subsequent payrolls submitted unless the address changes. The US DOL requires an employee identification number for each individual employee, on each payroll submitted. This number may be, but does not have to be, the last four digits of the employee's social security number.

Column 2 – CLASSIFICATION: For assistance in determining the correct classification, use the Bureau of Labor and Industries' publication "Definitions of Covered Occupations for Public Works Contracts in Oregon." On the WH-38, list the classification that is most descriptive of the work actually performed by the employee. Give the group number for those classifications that include such information. Indicate which workers are apprentices, if any, and give their current percentage, classification, and group number when applicable. If an employee works in more than one classification, use the highest rate for all hours worked, or use separate line entries to show hours worked and hourly rates for each classification.

Column 3 – DAY AND DATE: Enter the day of the week (M, T, W, Th, F, S, and Sn) in the top row of boxes, and the corresponding date below.

HOURS WORKED EACH DAY: Enter the total number of straight time hours worked in the row marked "ST." Generally, hours worked over 8 in a day or work performed on Saturdays, Sundays, and legal holidays should be entered as overtime ("OT") hours worked. Contractors who have adopted and followed a written work schedule of four consecutive ten-hour days (Monday through Thursday or Tuesday through Friday) may enter hours worked over 10 in a day as overtime hours. For more information on overtime requirements, see the Contractor Responsibilities section of the Bureau of Labor and Industries' publication "Prevailing Wage Rate Laws" handbook.

Column 4 – TOTAL HOURS: Enter separately the total number of straight time and overtime hours worked by the employee (in each classification, if applicable) on the PWR project during the week. The total number of straight time hours worked should be entered in the lower box ("ST"); the total number of overtime hours worked should be entered in the top box ("OT").

Column 5 – HOURLY BASE RATE: Enter the hourly base rate (plus zone pay, if any) and the hourly overtime rate (plus zone pay, if any) paid to the employee in the appropriate straight time and overtime boxes. (Payment of not less than one and one half times the base rate of pay, including zone pay but not

CERTIFIED STATEMENT

Date: _____

I, _____ (NAME OF SIGNATORY PARTY) _____ (TITLE) do hereby state:
 (1) That I pay or supervise the payment of the persons employed by: _____ (CONTRACTOR, SUBCONTRACTOR OR SURETY) on the _____ (BUILDING OR WORK) _____; that during the payroll period commencing on the _____ day of _____ (MONTH) _____ (YEAR) and ending the _____ day of _____ (MONTH) _____ (YEAR) all persons employed on said project have been paid the full weekly wages earned, that no rebates have been or will be made either directly or indirectly to or on behalf of said _____ (CONTRACTOR, SUBCONTRACTOR OR SURETY) from the full weekly wages earned by any person, and that no deductions have been made either directly or indirectly from the full wages earned by any person, other than permissible deductions as specified in ORS 652.610, and as defined in Regulations, Part 3 (29 CFR Subtitle A), issued by the Secretary of Labor under the Copeland Act, as amended (48 Stat. 948, 63 Stat. 108, 72 Stat. 967; 76 Stat. 357, 40 U.S.C. 276c), and described below:

(2) That any payrolls otherwise under this contract required to be submitted for the above period are correct and complete; that the wage rates for workers contained therein are not less than the applicable wage rates contained in any wage determination incorporated into the contract; that the classifications set forth therein for each worker conform with work performed.

(3) That any apprentices employed in the above period are duly registered in a bona fide apprenticeship program registered with a state apprenticeship agency recognized by the Bureau of Apprenticeship and Training, United States Department of Labor, or if no such recognized agency exists in a state, are registered with the Bureau of Apprenticeship and Training, United States Department of Labor.

I HAVE READ THIS CERTIFIED STATEMENT, KNOW THE CONTENTS THEREOF AND IT IS TRUE TO MY KNOWLEDGE:

 (NAME AND TITLE)

 (SIGNATURE AND DATE)

In addition to completing sections (1) - (3), if your project is subject to the federal Davis-Bacon Act requirements, complete the following section as well:

(4) That: _____ (a) WHERE FRINGE BENEFITS ARE PAID TO APPROVED PLANS, FUNDS OR PROGRAMS

- In addition to the basic hourly wage rates paid to each laborer or mechanic listed in the above referenced payroll, payments of fringe benefits as listed in the contract have been or will be made to appropriate programs for the benefit of such employees, except as noted in Section 4(c) below.

(b) WHERE FRINGE BENEFITS ARE PAID IN CASH

- Each laborer or mechanic listed in the above referenced payroll has been paid, as indicated on the payroll, an amount not less than the sum of the applicable basic hourly wage rate plus the amount of the required fringe benefits as listed in the contract, except as noted in Section 4(c) below.

(c) EXCEPTIONS:

 EXCEPTION (CRAFT) _____ EXPLANATION _____

REMARKS:

NAME AND TITLE _____ SIGNATURE _____

 THE WILLFUL FALSIFICATION OF ANY OF THE ABOVE STATEMENTS MAY SUBJECT THE CONTRACTOR OR SUBCONTRACTOR TO CIVIL OR CRIMINAL PROSECUTION. SEE SECTION 1001 OF TITLE 18 AND SECTION 231 OF TITLE 31 OF THE UNITED STATES CODE.

**FILE THIS FORM WITH THE PUBLIC AGENCY ASSOCIATED WITH THE PROJECT
 NOTE TO CONTRACTORS: YOU MUST ATTACH COPIES OF THIS FORM TO EACH OF YOUR PAYROLL SUBMISSIONS ON THIS PROJECT.
 INSTRUCTIONS AND ADDITIONAL FORMS ARE AVAILABLE ON OUR WEBSITE: WWW.OREGON.GOV/BOLI.**

WH-38 (Rev. 11-09)



**CONTRACT FEE SECTION
 PREVAILING WAGE RATE UNIT
 BUREAU OF LABOR AND INDUSTRIES
 800 N.E. OREGON ST., #1045
 PORTLAND, OR 97232-2180
 PHONE: (971) 673-0852
 FAX: (971) 673-0769**

For Office Use Only:
 Project DB #: _____

PUBLIC WORKS FEE INFORMATION FORM

For use by public agencies that have contracted with a contractor on a public works project regulated by ORS 279C.800 to 279C.870, in compliance with ORS 279C.825.

PUBLIC AGENCIES: Please complete and mail this form to BOLI at the above address, along with the public works fee of one-tenth of one percent of the contract price (contract amount x .001), payable to BOLI. **The minimum fee is \$250.00; the maximum fee is \$7,500.00.** Without the following completed information, the bureau may be unable to properly credit you for payment received.

PUBLIC AGENCY: _____ **AGENCY #:** _____

AGENCY MAILING ADDRESS: _____

CITY, STATE, ZIP: _____

AGENCY CONTACT PERSON: _____ **PHONE:** _____

PROJECT MANAGER NAME: _____ **PHONE:** _____

PROJECT NAME: _____

CONTRACT NAME (if part of larger project): _____

PROJECT LOCATION: _____

PROJECT NUMBER: _____ **DATE CONTRACT FIRST ADVERTISED:** _____

DATE CONTRACT AWARDED: _____ **CONTRACTOR CCB#:** _____

CONTRACTOR BUSINESS NAME (DBA): _____

CONTRACTOR ADDRESS: _____

CITY, STATE, ZIP: _____

CONTRACT AMOUNT: _____ **FEE AMOUNT DUE/PAID:** _____ \$250.00

If less than \$50K, is it part of a larger project? _____ Contract amount x .001 = fee due

WH-39 (Rev. 03/30/11)



CONTRACT FEE SECTION
 PREVAILING WAGE RATE UNIT
 BUREAU OF LABOR AND INDUSTRIES
 800 N.E. OREGON ST., #1045
 PORTLAND, OR 97232-2180
 PHONE: (971) 673-0852
 FAX: (971) 673-0769

For Office Use Only:
 Project DB #: _____

PUBLIC WORKS FEE ADJUSTMENT FORM

THIS FORM TO BE USED FOR RECONCILIATION OF FEES UPON COMPLETION OF PUBLIC WORKS PROJECTS

(As required by ORS 279C.825 and OAR 839-025-0210)

PUBLIC AGENCIES: Complete and mail this form to BOLI at the above address after completion of the public work project and not less than 30 days after the final progress payment is made to the contractor. Public agencies are required to determine the final contract price, including all change orders or other adjustments to the original contract price, and to calculate the adjusted prevailing wage rate fee based on the revised contract price. Documentation must be included to support the final contract price. Documentation of the final contract price may consist of change orders or other contract documents substantiating the amount of the contract. The prevailing wage rate fee of one-tenth of one percent (.001) shall be applied to the final contract price, with credit taken for fees already submitted. The public agency must submit any additional fee payable to BOLI, or submit any request for refund, with this adjustment form. **NO ADDITIONAL FEE IS REQUIRED TO BE PAID, AND REFUNDS WILL NOT BE MADE, FOR RECONCILED AMOUNTS OF LESS THAN \$100.00.**

PUBLIC AGENCY: _____ **AGENCY #:** _____

AGENCY CONTACT PERSON: _____ **PHONE:**(____) _____

MAILING ADDRESS: _____

PROJECT NAME: _____

CONTRACT NAME (if part of larger project): _____

PROJECT NUMBER: _____ **PROJECT LOCATION:** _____

CONTRACTOR/BUSINESS NAME (DBA): _____

CONTRACTOR CCB#: _____ **DATE AWARDED:** _____

FINAL CONTRACT/PROJECT AMOUNT: _____ **FINAL FEE DUE:** _____
 (Include all change orders and adjustments to the contract price) (Final Contract amount X .001)

ORIGINAL CONTRACT AMOUNT: _____ **INITIAL FEE PAID:** _____
 (Original Contract amount X .001)

TOTAL ADJUSTMENT: _____ **BALANCE DUE*:** _____

or

REFUND DUE*: _____

*Final contract fee less initial fee paid

Sample Calculation:			
Final Contract Amount:	\$ 400,000.00	Final Fee Due:	\$ 400.00
Original Contract Amount:	- 300,000.00	Initial Fee Paid:	- 300.00
Total Adjustment:	\$ 100,000.00	Additional Amount Due:	\$ 100.00

(Please duplicate this form for future use)



**BUREAU OF LABOR AND INDUSTRIES
 NOTICE OF PUBLIC WORKS**
 (For use by public agencies in complying with ORS 279C.835
 for public works awarded after January 1, 2008)

NOTE: ORS 279C.835 requires that public contracting agencies include with this form a copy of the disclosure of first-tier subcontractors submitted pursuant to ORS 279C.370.

PUBLIC AGENCY INFORMATION

Agency Name: _____ Agency Number (if known): _____
 Address: _____ Agency Division: _____
 City, State, Zip: _____
 Agency Representative: _____ Phone: _____

SECTION A: To be completed when a public agency awards a contract to a contractor for a public works project, including CM/GC projects. (See reverse for public works projects in which no public agency awards a contract to a contractor.)

CONTRACT INFORMATION:

Project Name: _____ Project Number: _____
 Contract Name (if part of larger project): _____ Contract Number: _____
 Project Manager Name: _____ Phone #: _____ Fax #: _____
 Project Location (Street(s), City): _____ Project County: _____
 Contract Amount: \$ _____ If under \$50,000, is this contract part of a larger project? YES _____ NO _____
 If yes, total project amount: \$ _____
 Will project use federal funds that require compliance with the Davis-Bacon Act? YES _____ NO _____
 Date Contract Specifications First Advertised for Bid (if not advertised, date of RFP or first contact with contractor): _____
 If CM/GC Contract, Date Contract Became a Public Works Contract (see OAR 839-025-0020(6)): _____
 Date Contract Awarded: _____ Date Work Expected to Begin: _____
 Date Work Expected to be Complete: _____

PRIME CONTRACTOR INFORMATION:

Name: _____
 Address: _____
 City, State Zip: _____ Phone: _____
 Construction Contractors Board Registration Number: _____
 Name of Bonding Company: _____
 Address: _____
 Agent Name and Phone Number: _____
 Bond Number: _____

Copy of first-tier subcontractors attached (see NOTE above).

THIS FORM WILL BE RETURNED TO THE PUBLIC AGENCY FOR CORRECTION AND RESUBMITTAL IF INCOMPLETE.



PLANNED PUBLIC IMPROVEMENT SUMMARY

FISCAL YEAR: _____

(Name of State or Local Government Agency) _____

PAGE ____ OF ____

Project Number	Project Name	Project Type	Project Location	Estimated Project Cost	Agency or Contract Work

ORS 279C.305 requires that not less than 30 days prior to adoption of its budget for the subsequent budget period, each public agency shall prepare and file with the Commissioner of the Bureau of Labor and Industries a list of every public improvement known to the agency that the agency plans to fund in the budget period, identifying each improvement by name and estimating the total on-site construction costs. The list shall also contain a statement as to whether the agency intends to perform the construction by a private contractor. If the agency intends to perform construction work using the agency's own equipment and personnel on a project estimated to cost more than \$125,000, the agency must also show that its decision conforms to the state's policy that public agencies make every effort to construct public improvements at the least cost to the public agency. Public agencies are required to keep and preserve a full, true and accurate account of the costs of performing the work, including all engineering and administrative expenses, and the cost, including investment costs, of any equipment used.

This form (WH-118) may be used to list planned public improvements. Form WH-119 (Capital Improvement Project Cost Comparison Estimate) may be used to report the agency's least cost analysis.

Completed forms should be mailed to:

Prevailing Wage Rate Unit
 Wage and Hour Division, #1045
 Bureau of Labor and Industries
 800 N.E. Oregon St.
 Portland, OR 97232-2180

WH-118 (Rev. 02/05)

Notice of Public Works – Page 2

SECTION B: To be completed when a project is a public works pursuant to ORS 279C.800(6)(a)(B) (a project for the construction, reconstruction, major renovation or painting of a privately owned road, highway, building, structure or improvement of any type that uses funds of a private entity and \$750,000 or more of funds of a public agency) and no public agency awards a contract to a contractor.

CONTRACT INFORMATION:

Name of Project Owner: _____ Phone #: _____ Fax #: _____
 Project Name: _____ Project Number: _____
 Project Location (Street(s), City): _____ Project County: _____
 Total Project Amount: \$ _____ Amount of Public Funds Provided for the project: \$ _____
 Name(s) of Public Agency(ies) Providing Public Funds: _____
 Date the public agency or agencies commit to the provision of funds for the project: _____
 Will project use federal funds that require compliance with the Davis-Bacon Act? YES _____ NO _____
 Date Work Expected to Begin: _____
 Date Work Expected to be Complete: _____

SECTION C: To be completed when a project is a public works pursuant to ORS 279C.800(6)(a)(C) (a project for the construction of a privately owned road, highway, building, structure or improvement of any type that uses funds of a private entity and in which 25 percent or more of the square footage of the completed project will be occupied or used by a public agency) and no public agency awards a contract to a contractor.

CONTRACT INFORMATION:

Name of Project Owner: _____ Phone #: _____ Fax #: _____
 Project Name: _____ Project Number: _____
 Project Location (Street(s), City): _____ Project County: _____
 Total Project Amount: \$ _____ Amount of Public Funds Provided for the project: \$ _____
 Name(s) of Public Agency(ies) Providing Public Funds: _____
 Total square footage of privately owned road, highway, building, structure or improvement: _____
 Percent of total square footage of the completed project that will be occupied or used by a public agency: _____
 Date the public agency or agencies entered into an agreement to occupy or use the completed project: _____
 Will project use federal funds that require compliance with the Davis-Bacon Act? YES _____ NO _____
 Date Work Expected to Begin: _____
 Date Work Expected to be Complete: _____

THIS FORM WILL BE RETURNED TO THE PUBLIC AGENCY FOR CORRECTION AND RESUBMITTAL IF INCOMPLETE.

Signature of agency representative completing form: _____
 Printed Name: _____ Phone #: _____ Date: _____

RETURN THIS COMPLETED FORM TO:
 Prevailing Wage Rate Unit • Bureau of Labor and Industries • 800 NE Oregon Street, #1045 • Portland, OR 97232-2180
 Telephone (971) 673-0852 • FAX (971) 673-0769

place
stamp
here

BOLI - PREVAILING WAGE RATE UNIT
800 NE OREGON #1045
PORTLAND, OR 97232

place
stamp
here

BOLI - PREVAILING WAGE RATE UNIT
800 NE OREGON #1045
PORTLAND, OR 97232

BUREAU OF LABOR AND INDUSTRIES
WAGE AND HOUR DIVISION-PWR UNIT
800 NE OREGON STREET # 1045
PORTLAND, OR 97232

PRSRT STD
US POSTAGE
PAID
PORTLAND, OR
PERMIT No. 5