

OREGON TRANSPORTATION COMMISSION
Standards for Accessible Parking Places
April 2008

In accordance with ORS 447.233, the Oregon Transportation Commission adopted standards for accessible person parking places, which took effect on January 22, 1992. All new construction or re-striping of accessible parking spaces and access aisles is required to meet new minimum standards.

The signing, pavement marking, and layout standards for accessible parking places presented in this document have been adapted from and comply with the listed “referenced standards” shown on page 6. Please note that these are minimum standards and different standards have been adopted for public/private facilities and the state highway right-of-way. Further information and requirements for accessible design can be found in the “referenced standards”.

Pavement Markings

Each accessible parking space must have a pavement marking stencil as shown in **Figure 1**. Pavement markings and stencil are required to be white. The use of blue curb and blue background on pavement stencils is optional. Pavement markings should be retro-reflective.

The symbol for the pavement marking stencil is the international symbol of access as shown in the revised Standard Highway Signs book published by the Federal Highway Administration (FHWA).

There are two different sizes available for the pavement marking stencil:

- The minimum standard - Used for facilities not on the state highway right-of-way.
- The state highway standard – Used for facilities on the state highway right-of-way.

Parking Lot Layout

An accessible parking space consists of a 9’ parking space with a 6’ wide access aisle. An accessible parking space designated as “van-accessible” or reserved for wheelchair users only consists of a 9’ parking space with an 8’ access aisle. **Figures 2 thru 7 show example layouts.**

The access aisle must be located on the passenger side of the parking space (**Figure 2**) except that two adjacent accessible parking spaces may share a common access aisle. (**Figures 3, 4, 6, and 7**).

OREGON TRANSPORTATION COMMISSION
Standards for Accessible Parking Places
April 2008

The number of spaces open to the public shall comply with the following:

Total Parking in Lot	Required Minimum Number of Accessible Spaces	Required Minimum Number of "Van Accessible" Spaces	Required Number of "Wheelchair User Only" Spaces
1 to 25	1	1	-
26 to 50	2	1	-
51 to 75	3	1	-
76 to 100	4	1	-
101 to 150	5	-	1
151 to 200	6	-	1
201 to 300	7	-	1
301 to 400	8	-	1
401 to 500	9	-	2
501 to 1000	2% of total	-	1 in every 8 accessible spaces or portion thereof
1001 and over	20 plus 1 for each 100 Over 1000	-	-

Access aisles adjacent to accessible spaces shall be 6' wide minimum with the following exceptions:

- One in every eight accessible spaces, but not less than one, shall be served by an access aisle 8' wide minimum and shall be designated "van accessible." **Figures 2 and 3.**
- Where five or more parking spaces are designated accessible, any space that is designated "van accessible" shall be reserved for wheelchair users. **Figure 4.**

Outpatient facilities: 10% of the total number of parking spaces provided serving each such outpatient facility.

Facilities that specialize in treatment or services for persons with mobility impairments: 20% of the total number of parking spaces provided serving each such facility.

OREGON TRANSPORTATION COMMISSION
Standards for Accessible Parking Places
April 2008

Sign Design

Each accessible parking space shall have the appropriate sign(s) as required below. All signs are required to be retro-reflective.

The symbol for the signs is the international symbol of access as shown in the revised Standard Highway Signs book published by the FHWA.

There are 3 different sign designs that are used for accessible parking spaces:

- Sign No. OR7-8 - This is the standard sign used to designate accessible parking spaces that have a 6' access aisle. **Figure 8.**
- Sign No. R7-8B - The "VAN ACCESSIBLE" sign is used with OR7-8 to designate those accessible parking spaces that have an 8' access aisle. Any vehicle with a DMV disabled permit can use van-accessible spaces. **Figure 9.**
- Sign No. OR7-8C - The "WHEELCHAIR USER ONLY" sign is used with OR7-8 and R7-8B to designate those accessible parking spaces that have an 8' access aisle and are reserved for wheelchair users only. Only those vehicles with a DMV disabled permit displaying a "Wheelchair User" placard or decal can use these parking spaces. **Figure 10.**

For all three signs (**Figures 8, 9, and 10**) note that there are two different sizes available for use:

- The minimum standard - Used for facilities not on the state highway right-of-way.
- The state highway standard - Used for facilities on the state highway right-of-way.

OREGON TRANSPORTATION COMMISSION
Standards for Accessible Parking Places
April 2008

Sign Mounting

Install post-mounted signs with 7' ($\pm 3"$) clearance from the bottom of the sign to ground line. When signs are mounted on buildings or piers the vertical clearance does not apply, however, the signs have to be readable by a person driving by the spaces even when the spaces are occupied. The sign shall be laterally placed within the accessible parking space as shown in **Figures 2 and 3**.

- Each accessible space shall have the sign (OR7-8). Mount as shown in **Figure 3**.
- Each accessible space designated "van-accessible" shall have signs (OR7-8) and (R7-8B). Mount as shown in **Figure 2**.
- Each accessible space designated "wheelchair user only" shall have signs (OR7-8), (R7-8B) and (OR7-8C). Mount as shown in **Figure 4**.

Posts and hardware used to mount signs on the state highway right-of-way shall be according to ODOT standard drawings and standard specifications for construction. Posts and hardware used to mount signs on public right-of-way other than state highways may have different requirements. Posts and hardware used to mount signs on private right-of-way are at the discretion of the owner. It is advisable to contact an engineer for an analysis of post and mounting hardware if in doubt.

Other Considerations

You may want to especially check on the requirements for:

- Grade
- Ramp location and design (**Figures 6 and 11**)
- Detectable warnings (**Figures 6 and 7**)
- Aisle location
- Space location
- Vehicular way

For further information and requirements on accessible facility design check the Oregon Structural Specialty Code, Chapter 11 – Accessibility published by the Building Codes Division.

On state highway right-of-way, requests for work must be submitted thru the appropriate ODOT District Office. All work must meet the applicable ODOT standards and specifications.

On public or private right-of-way other than on the state highway, requests for work must be submitted thru the appropriate local jurisdiction. This may include the Public Works Department, the Local Building Department and/or the Building Codes Division. All work must meet the applicable local agency and/or Building Codes Division standards and specifications.

OREGON TRANSPORTATION COMMISSION
Standards for Accessible Parking Places
April 2008

Contacts

Contractors/Suppliers - At the end of this document a list of sign suppliers, striping contractors, and pavement marking stencil sources have been included for your convenience.

Building Codes Division - For questions regarding the Oregon Structural Specialty Code, Chapter 11 – Accessibility, enforcement of accessible design standards, and inspections, contact:

- ADA Specialist – 503-378-4635
E-mail: Shane.R.Sumption@state.or.us

Oregon Department of Transportation (ODOT) - For questions regarding the information contained within this document, ODOT standards & specifications, and ODOT processes/procedures, contact:

- Traffic Devices Engineer – 503-986-3610
E-mail: Katryn.L.Johnson@ODOT.state.or.us
- State Sign Engineer – 503-986-3603
E-mail: Greg.F.Stellmach@ODOT.state.or.us

Department of Motor Vehicles (DMV) - For questions regarding obtaining and using disabled vehicle permits, contact your local DMV office found in the government pages of the phone book.

Local Police Agency - For questions regarding enforcement of individuals parking improperly in an accessible space, contact your local police agency found in the government pages of the phone book.

Advocacy Groups – For general accessible parking info, support, and resources, contact:

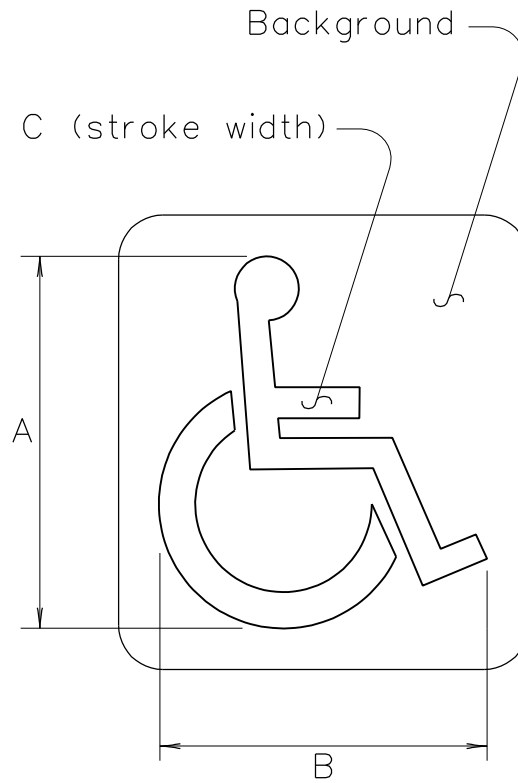
- Oregon Paralyzed Veterans of America – 503-362-7998 or 1-800-333-0782

OREGON TRANSPORTATION COMMISSION
Standards for Accessible Parking Places
April 2008

Referenced Standards

- 1) Oregon Revised Statute (ORS) 447.233: <http://www.leg.state.or.us/ors/447.html>
- 2) Oregon Structural Specialty Code, Chapter 11 – Accessibility :
http://www2.iccsafe.org/states/oregon/07_Structural/Building07_Frameset.htm
- 3) 28 CFR Part 36, including Americans with Disabilities Act Accessibility Guidelines (ADAAG) 1994: <http://www.usdoj.gov/crt/ada/adastd94.pdf>
- 4) FHWA Standard Highway Signs (SHS): http://mutcd.fhwa.dot.gov/ser-shs_millennium_eng.htm
- 5) Manual on Uniform Traffic Control Devices (MUTCD): <http://mutcd.fhwa.dot.gov/>
- 6) ODOT Standard Drawings:
http://www.oregon.gov/ODOT/HWY/ENGSERVICES/standard_drawings_home.shtml
- 7) ODOT Standard Specifications:
<http://www.oregon.gov/ODOT/HWY/SPECS/index.shtml>

PAVEMENT MARKING STENCIL

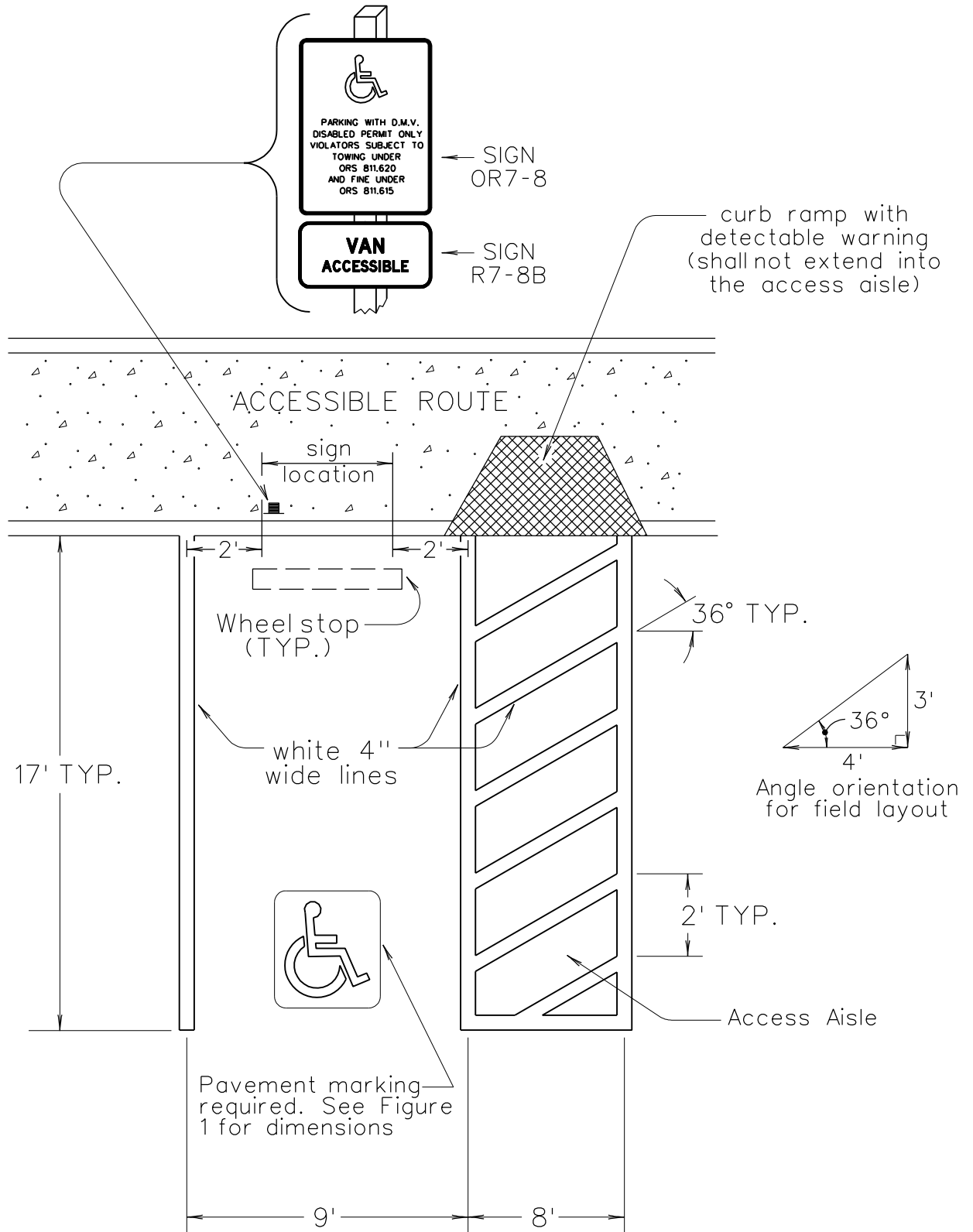


Pavement Marking Background: Optional: Blue, Retro-reflective
Pavement Marking Stencil: White, Retro-reflective

LEGEND	DIMENSIONS (INCHES)						
	A	B	C	D	E	F	G
MINIMUM	28	24	3				
STATE HIGHWAY	41	36	4				

The pavement marking stencil shall be used to designate an accessible parking area reserved for vehicles with DMV permits.

MINIMUM STANDARD SINGLE-ACCESSIBLE PARKING SPACE (VAN-ACCESSIBLE DESIGNATION REQUIRED)



OTC Standards for Accessible Parking Places April 2008

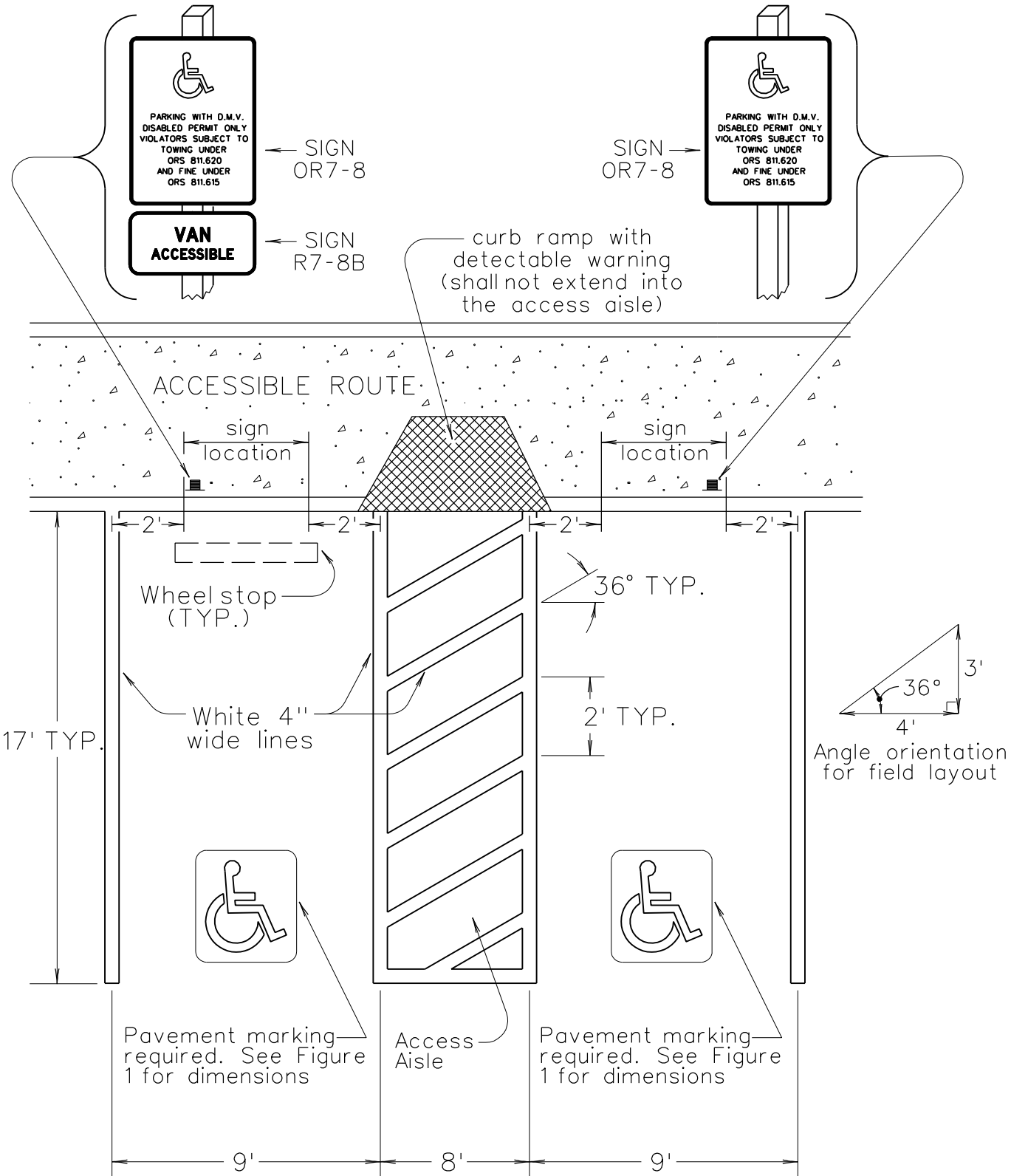
Revised: April 2008

SIGNSTDPG.FL8

Figure 2

MINIMUM STANDARD DOUBLE-ACCESSIBLE PARKING SPACE (ONE VAN-ACCESSIBLE DESIGNATION REQUIRED)

OTC Standards for Accessible Parking Places April 2008



Revised: April 2008

SIGNSTDPG.FL8

Figure 3

OTC Standards for Accessible Parking Places April 2008

Revised: April 2008

SIGNSTDPG.FL8

MINIMUM STANDARD FIVE - ACCESSIBLE PARKING SPACES (ONE WHEELCHAIR USER DESIGNATION REQUIRED)

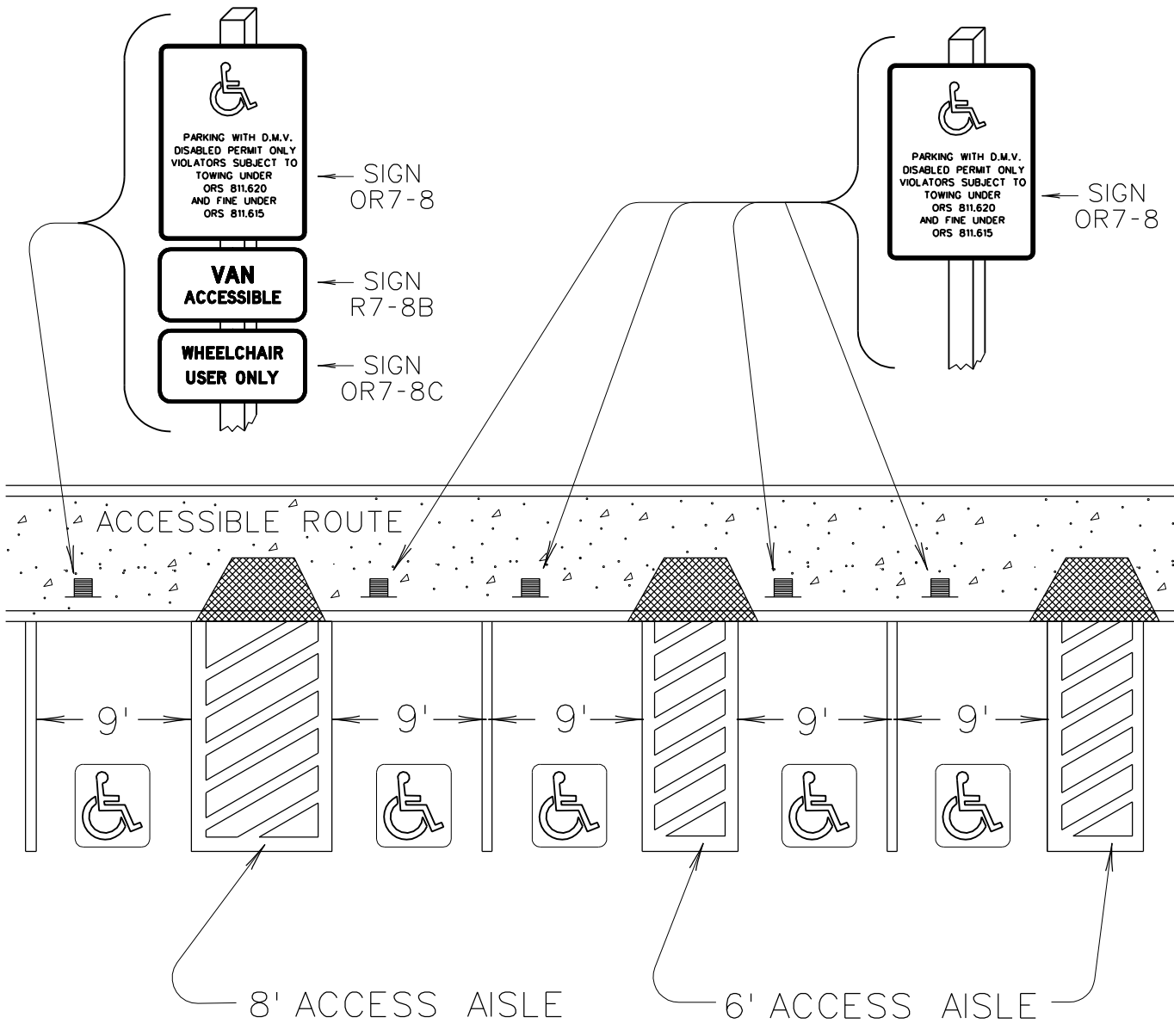


Figure 4

PARALLEL-ACCESSIBLE PARKING SPACE

Pavement marking required. See Figure 1 for dimensions

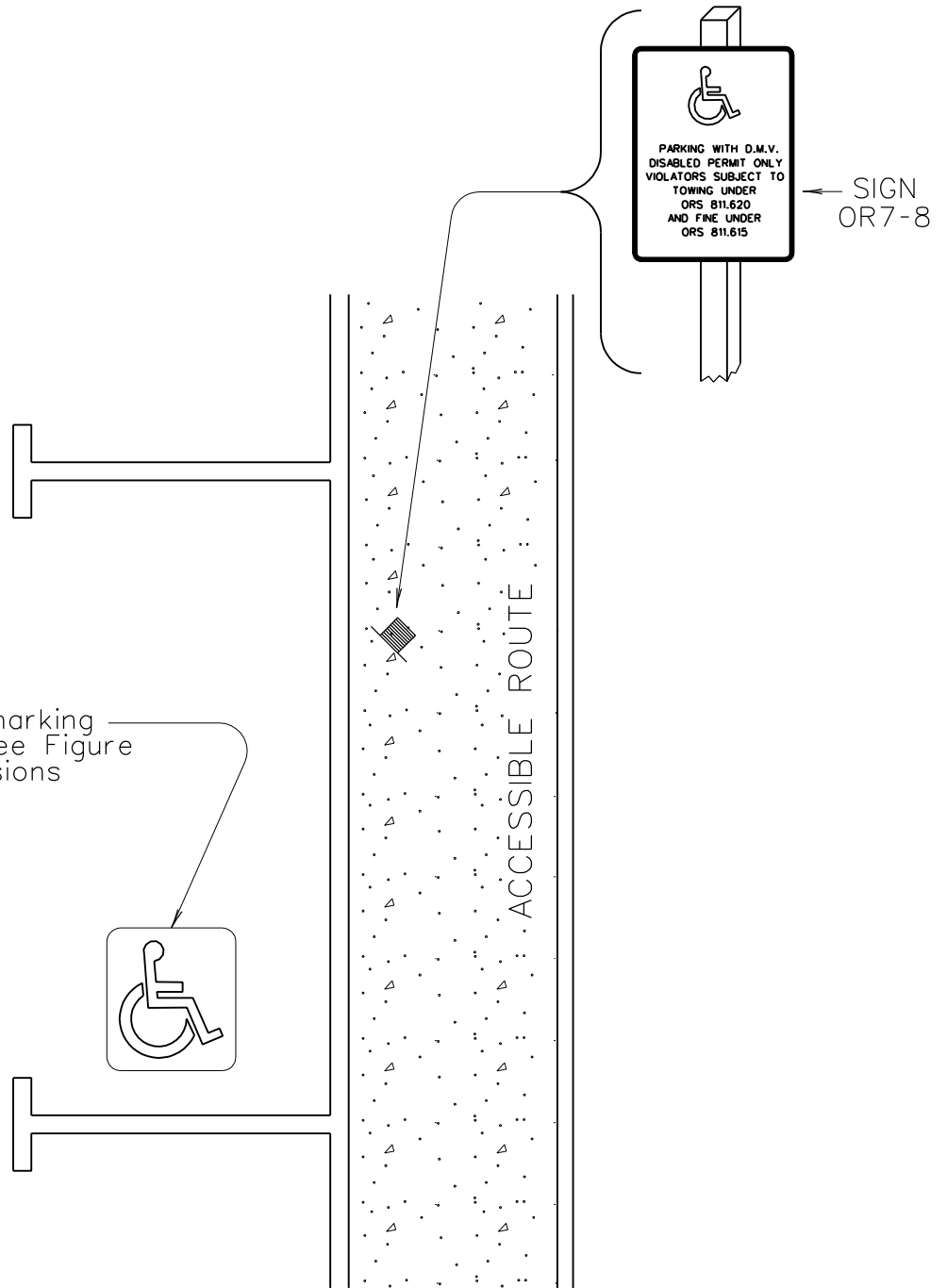


Figure 5

MULTIPLE-ACCESSIBLE PARKING SPACE WITH RAISED PEDESTRIAN WALKWAYS

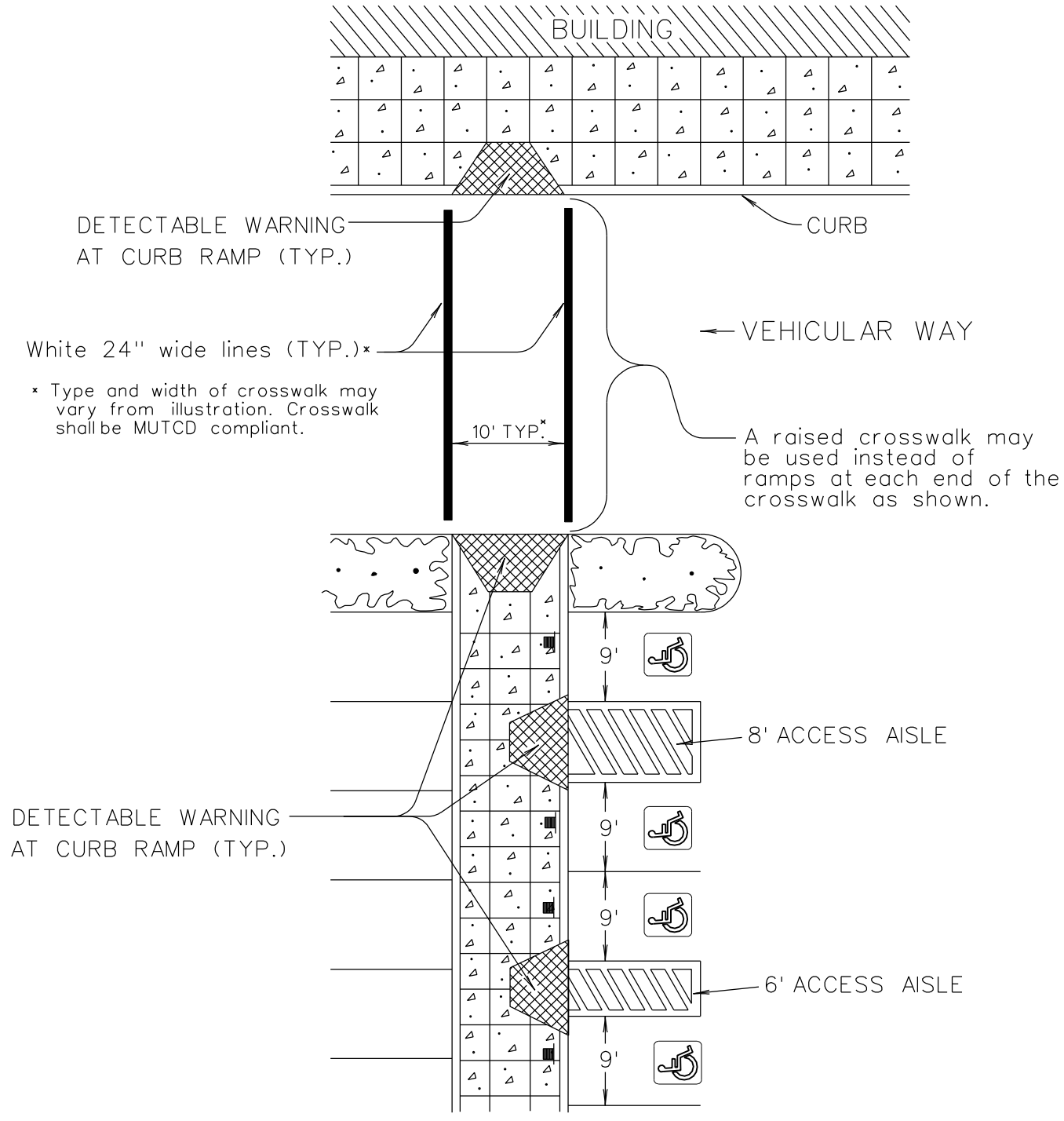


Figure 6

MULTIPLE-ACCESSIBLE PARKING SPACE WITH AT-GRADE PEDESTRIAN WALKWAYS

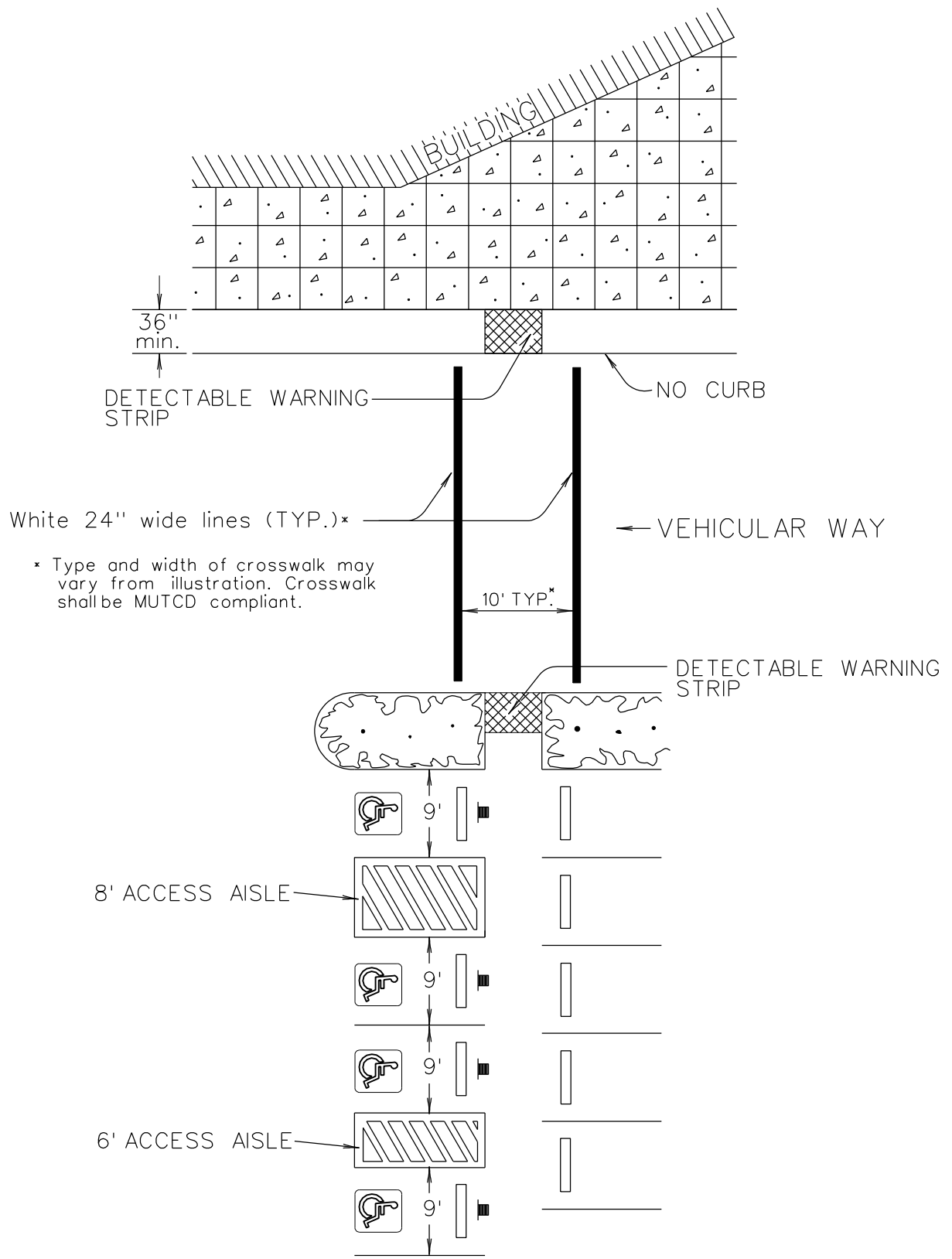
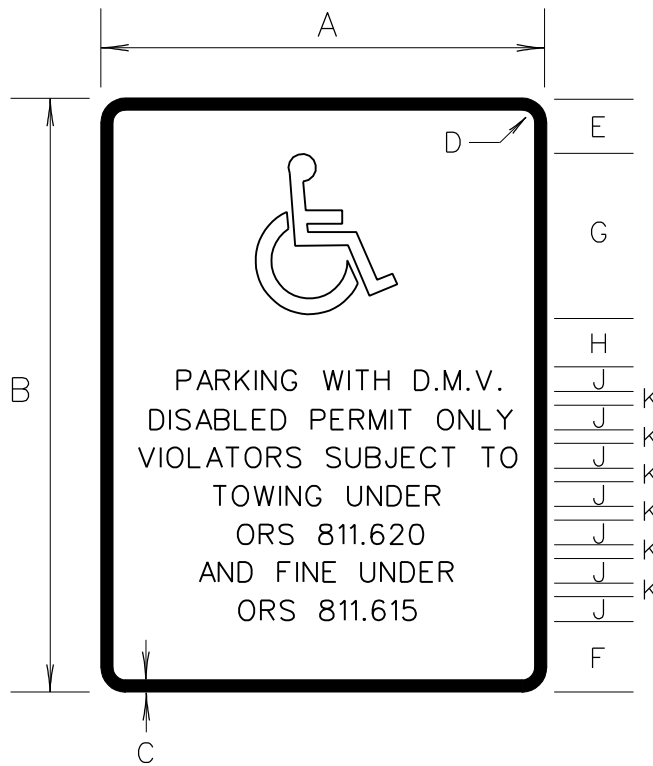


Figure 7

SIGN DESIGN

SIGN NO. OR7-8



Sign Background: Blue, Retroreflective sheeting

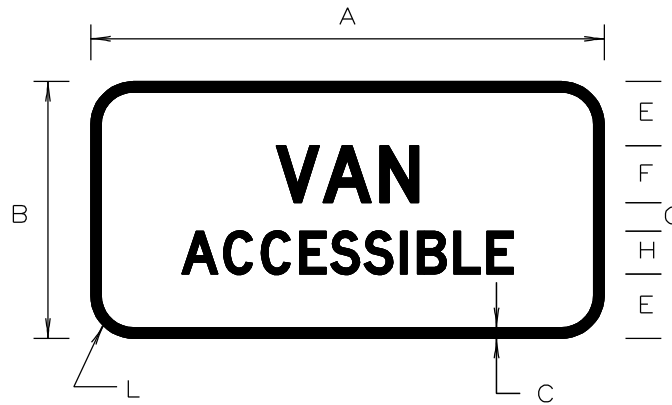
Sign Legend: White, Retroreflective

SIGN	DIMENSIONS (INCHES)												
	A	B	C	D	E	F	G	H	J	K	L	M	N
CITY STREET	12	18	$\frac{3}{8}$	$\frac{1}{2}$	$2\frac{3}{8}$	2	5	$1\frac{1}{2}$	$\frac{3}{4}C$	$\frac{5}{16}$			
STANDARD	18	24	$\frac{1}{2}$	$\frac{1}{2}$	$2\frac{1}{2}$	$2\frac{1}{2}$	$6\frac{1}{2}$	$2\frac{1}{8}$	1C	$\frac{9}{16}$			

The Disabled Person parking sign is used to designate a parking area reserved for vehicles with DMV permit as stated.

SIGN DESIGN

SIGN NO. R7-8B



Sign Background: Blue, Retro-reflective sheeting

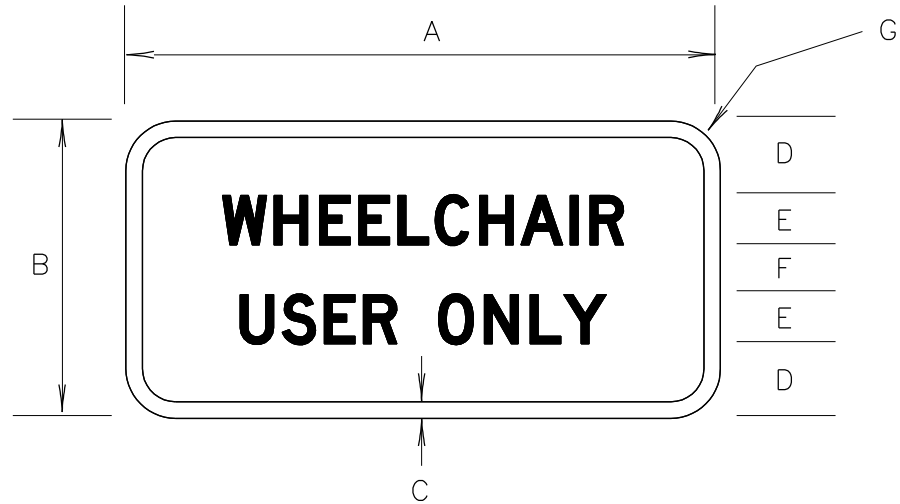
Sign Legend: White, Retro-reflective sheeting

SIGN	DIMENSIONS (INCHES)												
	A	B	C	D	E	F	G	H	J	K	L	M	N
MINIMUM	12	6	3/8		1 1/2	1 1/2 D	1/2	1 D			1 1/2		
STATE HIGHWAY	18	9	3/8		2 1/4	2 D	1	1 1/2 D			1 1/2		

The VAN-ACCESSIBLE sign shall only be used with sign OR20-6B to designate these parking spaces that have an 8-foot aisle

SIGN DESIGN

SIGN NO. OR7-8C

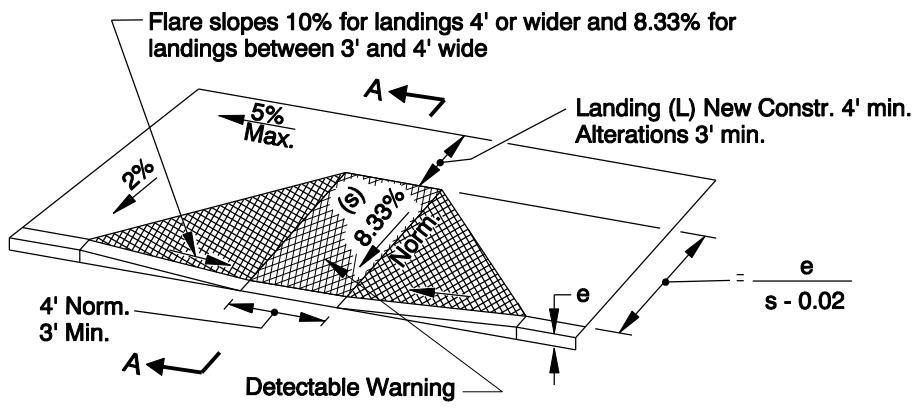


Sign Background: Blue, Retro-reflective sheeting
Sign Legend: White, Retro-reflective sheeting

SIGN	DIMENSIONS (INCHES)						
	A	B	C	D	E	F	G
MINIMUM	12	6	3/8	1/2	1D	1	1/2
STATE HIGHWAY	18	9	1/2	2/4	1/2D	1/2	1/2

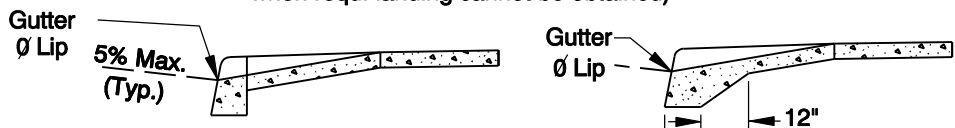
The WHEELCHAIR USER ONLY sign shall only be used with the Disabled Person Parking Sign (OR20-6B) and the VAN ACCESSIBLE sign (R7-8b) to designate the wheelchair user only spaces as defined in ORS 447.233.

ADA RAMP AND SLOPE DESIGN



PERPENDICULAR SIDEWALK RAMP DETAIL

(Use "Parallel or Combined Ramp Detail" when reqd. landing cannot be obtained)



SECTION A-A

SECTION A-A WITH MONOLITHIC CURB & SIDEWALK

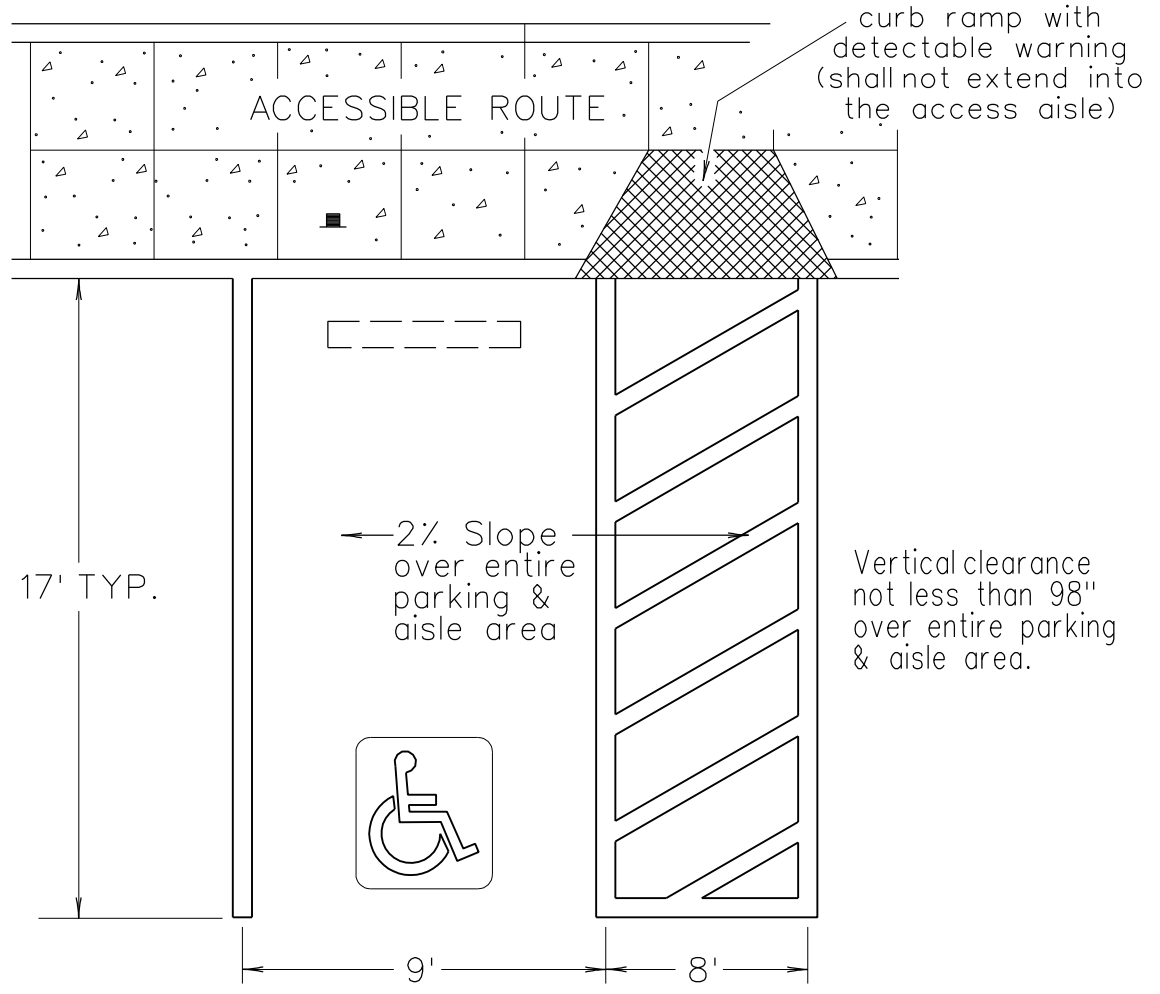


Figure 11

Sign Suppliers

Contact Name	Organization	Address	City	State	Zip	Phone	Fax	Web Site	E-mail
	Allstate Sign & Plaque Corp	70 Burt Dr.	Deer Park	NY	11729	631-242-2828	631-242-2433	www.allstatesign.com	david.fick@allstatesign.com
Naomi Kerr	American Barricade Co.	60 Grimes Street	Eugene	OR	97402	541-343-0143	541-343-2923		
Carl Savage	American Barricade Co.	173 NE Columbia Blvd.	Portland	OR	97211	503-285-6616	503-285-1827		carls@ambar.com
Jon Krausch	American Barricade Co.	2910 Pringle Rd. SE	Salem	OR	97302	503-378-0020	503-378-1809		
Andy Sisavic	Beaverton Fast Signs (formerly known as Fast Signs)	11870 SW Beaverton	Beaverton	OR	97005	503-526-0216	503-643-0471	www.fastsigns146.com	andy.sisavic@fastsigns.com
Mike Moe	Budget Instant Signs	10572 SE Washington St.	Portland	OR	97216	503-257-7229	503-257-3941	www.budget-instant-signs.com	budsigns1@hotmail.com
Judy Hughes	Cantel of Medford	3981 Crater Lake Highway	Medford	OR	97504	541-773-2765	541-776-9060	www.cantelofmedford.com	judy@cantelofmedford.com
Peter Carlson	Carlson Sign Company	1605 NE Forbes Rd	Bend	OR	97701	541-382-2182	541-382-2196	www.carlsonsign.com	pcarlson@carlsonsign.com
Jean Horton	Eastern Metal (USA Sign)	1430 Sullivan St	Elmira	NY	14901	800-872-7446	607-734-8783	www.usa-sign.com	jhorton@usa-sign.com
Gary or Peggy Olstad	Eugene Speedi Sign	459 River Ave	Eugene	OR	97404	541-461-7276	541-463-1234	www.eugenepreedsign.com	speedisign@qwestoffice.net
Steve Brennock	Fast Signs - Tigard	11525 SW Pacific Highway	Tigard	OR	97223	503-244-8813	503-244-7753	www.fastsigns.com/314	314@fastsigns.com
Kim Snook/Buck Johnson	4S Sign LLC	30255 Highway 34	Albany	OR	97321	541-928-5858	541-928-9068		bjohnson@foresssign.com
Jenni Kalbfleisch	Hall Signs Inc.	PO Box 515	Bloomington	IN	47402	800-284-7446	888-329-7446	www.hallsigns.com	bids@hallsigns.com
Mark Larsen	Lyle Signs, Inc	6294 Bury Drive	Eden Prairie	MN	55346	888-267-6018	952-934-0406	www.lylesigns.com	marklarsen@lylesigns.com
Will Stone	Martin Brothers Inc.	3165 Commercial Street SE	Salem	OR	97302	503-364-2211	503-364-4315	www.martin-bros.com	wstone@martin-bros.com
Crystal Gange	Newman Signs Inc.	1606 6th Ave SW	Jamestown	ND	58402	800-437-9770	701-252-9213	www.newmansigns.com	sales1@newmansigns.com
Kevin O'Reily	Oregon Paralyzed Veterans of America	3700 Silverton Rd NE	Salem	OR	97305	503-362-4998	503-362-9837	www.oregonpva.com	oregonpva@oregonpva.org
Greg Andrews	Sign Pro	1048 SE Baseline	Hillsboro	OR	97123	503-693-7300	503-693-6724		art@signpro.com
Tom Loun	Traffic Safety Supply Co Inc	2324 SE Umatilla Street	Portland	OR	97202	503-235-8531	503-235-5112	www.tssco.com	tloun@tssco.com
Tim Corkins	Zap Manufacturing	12086 Charles Dr	Grass Valley	CA	95945	800-824-5927	530-477-0751	www.zapmfg.com	sales@zapmfg.com
Derek Behnlee	Zumar Industries Inc.	PO Box 44549	Tacoma	WA	98444	800-426-7967	253-536-8680	www.zumar.com	derek@zumar.com

Pavement Marking Stencil Sources

Contact Name	Organization	Address	City	State	Zip	Phone	Fax	Web Site	E-mail
Kim Snook/Buck Johnson	4S Sign LLC	30255 Highway 34	Albany	OR	97321	541-928-5858	541-928-9068		bjohnson@foresssign.com
Jenni Kalbfleisch	Hall Signs Inc.	PO Box 515	Bloomington	IN	47402	800-284-7446	888-329-7446	www.hallsigns.com	bids@hallsigns.com
Customer Service	Lab Safety Supply	PO Box 1368	Janesville	WI	53547	800-356-0783	800-543-9910	www.labsafety.com	custsvc@labsafety.com
Tom Loun	Traffic Safety Supply Co Inc	2324 SE Umatilla Street	Portland	OR	97202	503-235-8531	503-235-5112	www.tssco.com	tloun@tssco.com
Derek Behnlee	Zumar Industries Inc.	PO Box 44549	Tacoma	WA	98444	800-426-7967	253-536-8680	www.zumar.com	derek@zumar.com

Striping Contractors

Contact Name	Organization	Address	City	State	Zip	Phone	Fax	Web Site	E-mail
Jeff Nokleby	A-1 Straight Line Striping (formerly known as Straight Line Striping)	1745 Barnes Ave SE	Salem	OR	97306	503-364-0652	503-391-1140		jnuch0000@aol.com
Mike Lewis	AAA Striping (formerly known as Arrow Striping)	2646 Lone Pine Road	Medford	OR	97504	541-840-4875	541-779-2868		mikewis2@charter.net
Heather Zahn	Accurate Striping, Inc	PO Box 2617	Battleground	WA	98604	360-687-4887	360-687-9469	www accuratesstripinginc.com	lotstripe@aol.com
John Mildener	All-N-One Asphalt Maintenance	504 Maplewood Dr.	St. Helens	OR	97051	503-397-4257	503-397-3423		sweeping@colcenter.org
Dennis Woods	Arrow Striping & Painting, Inc	PO Box 33257	Portland	OR	97292	503-254-7895	503-257-2471		dennis.woods@hotmail.com
Carol Ferguson	C & R Striping Co.	PO Box 154	Glide	OR	97443	541-673-5007	541-496-0220		crferqie@centurytel.net
Dustin Moist	Cantel Sweeping & Striping	1709 NW Eleven Mile Ave	Gresham	OR	97030	503-661-4337	503-661-4401	www.cantelsweeping.com	info@cantelsweeping.com
Ryan Olson	Coast Pavement Services	10505 SW Tigard St.	Tigard	OR	97223	503-227-4515	503-639-9405	www.coastpavementservices.com	ryano@coastpavementservices.com
Tony McGovern	Dan McGovern Parking Lot Maintenance	PO Box 1107	Lebanon	OR	97355	541-451-3938	541-258-1692		mcgovernmaintenance@yahoo.com
Joseph Crafts	Harvey's Parking Lot Services	6370 North B Street	Springfield	OR	97478	541-741-2542	541-741-0600		
Ron Hicks	Hicks Striping & Curbing, Inc	PO Box 9172	Brooks	OR	97305	503-364-4577	503-364-4596	www.hicksstriping.com	hicks@hicksstriping.com
Kerry Fuller/Jeff Hendricks	Pavement Protectors	PO Box 7197	Bend	OR	97708	541-389-6444	541-383-9302		pavepros@yahoo.com
Darlene Deiter	Star Striping Company	1010 SE 139th	Portland	OR	97233	503-252-0448	503-252-0448		
Russell Dusky	Stripe-Rite Company	3827 E. Main Street	Hillsboro	OR	97123	503-648-7875	503-648-7875		
Dennis Ware	Ware-Ever Striping	13493 SW 75th Place	Tigard	OR	97223	503-620-2225	503-620-8464	www.ware-ever.com	dennis@ware-ever.com