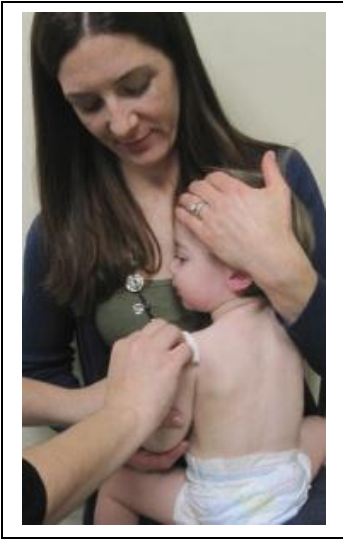


Positioning For Comfort

These positions allow the child to SIT UP whenever possible. This is less threatening than forcing a child to lie down. Sitting up decreases child's anxiety and increases cooperation. These positioning techniques empower the caregiver to provide a comfortable and supportive environment.

CHEST TO CHEST SITTING UP- IV, Blood Draw, Immunizations

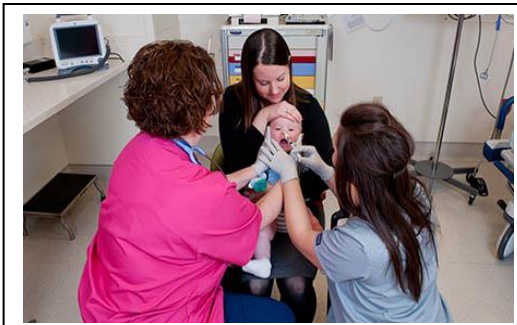


Parent sits with child sitting chest to chest, legs off to each side. Free arm can be tucked under parents arm.



BACK TO CHEST- IV, Blood draw and NG Placement

Child sits with his or her back to parent's chest, parent can gently secure free arm. Child legs can also be secured between parents legs.




Positioning For Comfort Continued.

These positions allow the child to SIT UP whenever possible. This is less threatening than forcing a child to lay down- DECREASING the child's anxiety and INCREASING cooperation. These positioning techniques empower the caregiver to provide a comfortable and supportive environment.

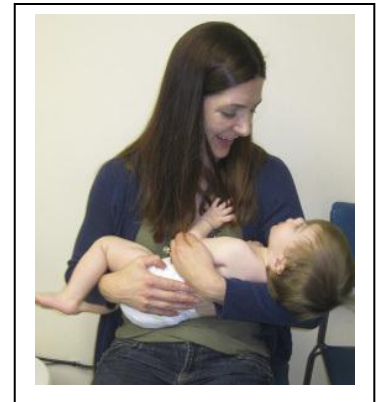
CHILD RECLINED OR LAYING DOWN- IV, Blood Draw, NG and Catheter placement



CROSS CRADLE BREASTFEEDING HOLD- IV, Blood draw, Immunizations



Mother cradles baby across the front of her body and secures legs with her free arm.



GIVING TEENS LOTS OF CHOICES- All procedures



Teens should be given lots of choices: treatment room or hospital room, sitting up or laying down, watch the procedure or use distraction. Involve them in making a plan.