

Oregon EMS Provider Renewal Instructions



2021 EMS Renewal - EMT, A-EMT, EMT-I and Paramedic
April 1 - June 30, 2021

2021 Ambulance Service/Vehicle Renewal
April 1 - June 30, 2021

Contact Us

Provider Renewal

Ambulance Renewal

Group Renewal

Go to eLicense



Provider Licensure

Ambulance Service and Licensing

Initial Education and Training

EMS for Children

Continuing Education



Oregon Trauma Systems

Trauma Coordinator and Registrar
Corner

Trauma Hospital Designations

Oregon Trauma Registry

Trauma Systems Reports



Boards and Committees

Contact Us

EMS and Trauma Forms

EMS Resource Guide

Ground EMT Information


Go to the
Oregon Health
Authority EMS
and Trauma
Systems page:


www.healthoregon.org/ems

Select “Go to eLicense”

EMS and Trauma Systems



 **Account Login**

 **License Verification**

RETURNING USER: Enter your username and password below.

CREATE AN ACCOUNT: If you do not have an Oregon EMS license, you can create an account by clicking the "Create Account" button below.

CLAIM YOUR ACCOUNT: If you currently hold an Oregon EMS license, but you have not yet claimed your account, click the "Forgot Username" link below and follow the instructions.

If you have any questions, we are here to help. Please contact the office at ems.trauma@state.or.us.

Login

[Forgot Username or Forgot Password?](#)



Log into your eLicense provider account.

If you forgot your Username or Password, select the link (yellow arrow) and follow the directions.

- My Account
 - Profile
 - Applications
 - Services
 - License Verification



My Account

Applying for an initial license or updating your information, click on the Applications link in the left menu.

OHA-EMS will not be issuing paper licenses. To see and print your license click on the "View License" button.

Upload a photo: Please click on the icon below and upload a passport style photo (Selfie from your shoulders the top of your head). Photo should meet passport standards, any photo found to be inappropriate will be delete and may result in disciplinary action.

EMSP Test [View License](#)

Emergency Medical Technician
Number: TEST091915
Issued: 02/06/2019
Expiration: 06/30/2019

No forms pending
 0 Application to be reviewed

I am looking for...

Select "Applications"
on the left control panel



- My Account
- Applications**
 - Continue
 - Checkout
 - Transaction
- Services
- License Verification

Available Applications

Click "View My Applications" to view your personnel applications, or click one of the "View Service Applications" buttons to view the service licenses you can apply to for that service.



Test, EMSP (test123456789)

[View My Applications](#)



Test Ambulance

[View Services Applications](#)

Select "View My Applications"

My Account

Applications

Continue

Checkout

Transaction

Review

Services

License Verification

Available Applications

To begin an initial application, renewal application or any other form, click on the **Apply Now** button below.

If you are returning to continue with an application you've already started, click one of the links in the menu to the left to continue with that selection on your application.

My Applications | Service Applications



Test, EMSP test (TEST091915)

Emergency Medical Technician
Issue Date: 02/06/2019
Expiration Date: 06/30/2019

Applications

Action

New License EMT, AEMT, Oregon Intermediate and Paramedic

Use this form to apply for a NEW, EMT, AEMT, Intermediate or Paramedic license with the state of Oregon. This can also be use if applying for reciprocity as an EMT, AEMT or Paramedic.

Apply Now

Renewal Emergency Medical Responder - EMR

Use this form to renew your Oregon Emergency Medical Responder (EMR) license.

129 days until application period closes


Apply Now

Renewal EMT, AEMT, EMTI, Paramedic

EMT, AEMT, EMTI, Paramedic Renewal

130 days until application period closes

Apply Now



This application will not be visible until April 1st.

Select "Apply Now" for renewal of your licensure level

Complete each page of the application – click “Save and Continue” at the bottom of each page.

The system will work you through each application tab.

The screenshot shows the Oregon Health Authority eLicense application interface. At the top, the logo for Oregon Health Authority is displayed alongside the text "OHA-EMS & Trauma Systems Program" and "License Management System for EMS Providers, Services and Vehicles". A "eLicense" logo is also present. Below the header, a navigation menu on the left includes "My Account", "Applications" (with a sub-menu showing "Continue 1", "Checkout", "Transaction", and "Review"), "Services", and "License Verification". The main content area is titled "Primary Application-Renewal EMR" and features three tabs: "Application", "Demographics", and "Continuing Education Acknowledgment". The "Application" tab is active, showing a form with the following questions and options:

- Previous Certification Level**
 - Emergency Medical Responder
- *Do you have a current Oregon driver license?**
 - Yes
 - No
- *Is your primary residence in Oregon?**
 - Yes
 - No
- *Have you been outside of Oregon for more than 60 consecutive days?**
 - Yes
 - No

At the bottom of the form, there is a "Save and Continue" button.

Incomplete applications will not be processed. Check the application status to ensure that all forms are complete.

Forms needing completion or payment will display as a number in the left margin.

The deadline for application submission is June 30th. Please allow time for the EMS/TS office to process the applications.

Renewal applications received after June 1st are subject to a **\$40.00 late fee**.

The screenshot shows a web application interface. On the left is a 'My Account' sidebar with a green bar next to 'Applications'. Under 'Applications', 'Continue' has a '1' next to it. A yellow arrow points from the 'Continue 1' link to the 'Renew Application' form on the right. The form has a yellow success message at the top: 'Application created successfully. Please complete this form.' Below this is a note: 'Be sure to click Save before continuing to another tab to save'. The form title is 'Renew Application'. It contains an 'Instructions' section with the following text: 'Thank you for your interest in renewing your Oregon emergency license. The Oregon Health Authority, Emergency Medical Services is charged with the responsibility of licensing and regulating emergency medical services in Oregon. Please confirm your information and update as needed.' Below the instructions are three input fields: 'Current license level:' with a dropdown menu showing '- Current license level -'; 'National Registry Level:' with a dropdown menu showing '- National Registry Level -'; and 'National Registry Certification Number:' with a text input field. At the bottom, there is a 'First Name:' label and a text input field containing 'EMSP'.

Applications submitted in late June are subject to not being processed by July 1st. If your application is not processed by July 1st, your license will expire. You are NOT allowed to practice in Oregon until your application is processed and your license is renewed.

Please allow extra time if you need to complete fingerprinting for a background check.



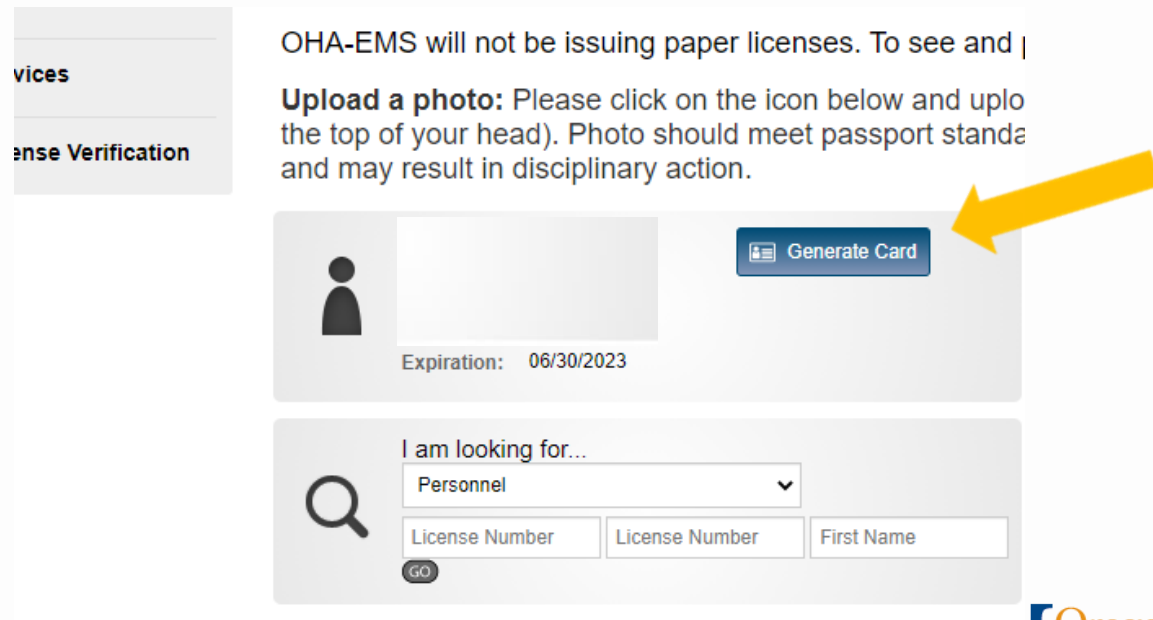
<https://patch.com/california/los-angeles/live-scan-fingerprinting-background-check-form-how-fill-it>



<https://www.fieldprint.com/>

You will receive an email when your application has been processed and your license renewed.

You can print off a copy of your EMS license by logging back into eLicense and clicking on “Generate Card.”



The screenshot shows a user interface for the eLicense portal. On the left is a sidebar with menu items including "Services" and "License Verification". The main content area contains a message: "OHA-EMS will not be issuing paper licenses. To see and |" followed by instructions: "Upload a photo: Please click on the icon below and uplo (the top of your head). Photo should meet passport standa and may result in disciplinary action." Below this is a user profile card with a person icon, a photo placeholder, and an "Expiration: 06/30/2023" label. A blue button labeled "Generate Card" is positioned to the right of the photo placeholder, with a yellow arrow pointing to it. Below the profile card is a search section with a magnifying glass icon, a dropdown menu set to "Personnel", and three input fields labeled "License Number", "License Number", and "First Name", with a "GO" button at the bottom left.